

Magny-Cours 4.411 m

French Round, 29-30 September - 1 October 2017

World Supersport 300 - Free Practices & Superpole Combined Results

No.	Rider	Nat	Team	Bike	FP 1	FP 2	Laps	Superpole	Gap	Time	Avg
1	32 A. MUEL	FRA	Team MOTOXRACING	Yamaha YZF-R3	2'02.605	2'00.951	24	2'16.866		2'16.866	116,023
2	99 P. GRASSIA	ITA	3ENNE#Racing - Chiodo Moto	Honda CBR500R	1'58.081	1'59.081	20	2'17.161	0.295	2'17.161	115,773
3	88 M. PEREZ	ESP	WILSport Racedays	Honda CBR500R	1'58.589	1'57.936	24	2'17.843	0.977	2'17.843	115,201
4	6 R. SCHOTMAN	NED	GRT Yamaha WorldSSP300 Team	Yamaha YZF-R3	1'58.247	1'57.965	29	2'18.452	1.586	2'18.452	114,694
5	14 E. DE LA VEGA	FRA	GRT Yamaha WorldSSP300 Team	Yamaha YZF-R3	1'58.473	1'59.342	26	2'19.520	2.654	2'19.520	113,816
6	25 B. SÁNCHEZ	ESP	Halcourier Racing	Yamaha YZF-R3	1'58.421	1'58.797	28	2'20.269	3.403	2'20.269	113,208
7	75 S. DEROUE	NED	MTM HS Kawasaki	Kawasaki Ninja 300	1'58.000	1'59.316	21	2'20.691	3.825	2'20.691	112,869
8	23 M. BASTIANELLI	ITA	3570 Made in CIV	Kawasaki Ninja 300	1'59.780	2'00.056	25	2'20.895	4.029	2'20.895	112,705
9	13 J. FACCO	ITA	SK Racing	Yamaha YZF-R3	1'59.127	1'58.263	25	2'22.526	5.660	2'22.526	111,415
10	15 A. COPPOLA	ITA	SK Racing	Yamaha YZF-R3	1'57.413	1'57.796	26	2'23.756	6.890	2'23.756	110,462
11	41 M. GARCIA	ESP	Halcourier Racing	Yamaha YZF-R3	1'57.286	1'57.079	29			1'57.079	135,631
12	33 D. VALLE	ESP	Halcourier Racing	Yamaha YZF-R3	1'58.523	1'57.516	28			1'57.516	135,127
13	19 E. ROVELLI	ITA	ParkinGO DS Junior Team	Yamaha YZF-R3	2'03.922	2'03.105	26	2'23.030		2'23.030	111,023
14	35 A. TRIGLIA	ITA	Scuderia Maranga Racing	Honda CBR500R	2'02.579	2'00.781	24	2'23.322	0.292	2'23.322	110,797
15	66 T. TAYLOR	GBR	Hel Performance - Benjan Racing	Kawasaki Ninja 300	2'01.083	2'00.524	24	2'23.726	0.696	2'23.726	110,485
16	17 G. NODERER	GER	Scuderia Maranga Racing	Honda CBR500R	2'01.180	2'01.117	28	2'23.730	0.700	2'23.730	110,482
17	121 K. PATOVA	FIN	Kallio Racing	Yamaha YZF-R3	2'01.989	2'01.587	28	2'23.911	0.881	2'23.911	110,343
18	57 D. DA-RÉ	FRA	WBY Racing Team	Yamaha YZF-R3	2'03.015	2'01.856	24	2'24.461	1.431	2'24.461	109,923
19	79 C. TAYLOR	GBR	MTM HS Kawasaki	Kawasaki Ninja 300	1'59.556	1'59.178	26	2'24.779	1.749	2'24.779	109,682
20	28 P. GIACOMINI	ITA	Terra e Moto	Yamaha YZF-R3	2'00.939	2'00.133	27	2'25.116	2.086	2'25.116	109,427
21	54 H. CABUK	TUR	Kawasaki Puccetti Racing	Kawasaki Ninja 300	1'59.204	2'00.271	21	2'25.521	2.491	2'25.521	109,122
22	18 A. MURLEY	GBR	Team Toth	Yamaha YZF-R3	1'58.733	1'58.988	24	2'25.679	2.649	2'25.679	109,004
23	87 A. LICCIARDI	BEL	Team Trasimeno	Yamaha YZF-R3	2'00.633	2'00.223	27	2'26.166	3.136	2'26.166	108,641
24	80 A. PONTONE	ITA	IODARacing	Yamaha YZF-R3	1'58.867	1'58.675	28	2'26.452	3.422	2'26.452	108,429
25	84 M. CARBONERA	ITA	SK Racing	Yamaha YZF-R3	1'58.621	2'00.084	25	2'26.541	3.511	2'26.541	108,363
26	22 M. KALININ	UKR	Team MOTOXRACING	Yamaha YZF-R3	2'01.407	1'59.294	26	2'26.557	3.527	2'26.557	108,351
27	20 D. LOUREIRO	RSA	DS Junior Team	Yamaha YZF-R3	1'59.105	1'58.893	26	2'26.833	3.803	2'26.833	108,147
28	7 N. SETTIMO	ITA	2R Road Racing	Yamaha YZF-R3	2'02.816	2'01.825	27	2'27.930	4.900	2'27.930	107,345
29	58 T. FINOCCHIARO	GBR	2R Road Racing	Yamaha YZF-R3	2'03.401	2'02.159	26	2'27.936	4.906	2'27.936	107,341
30	9 R. DOORAKKERS	NED	MVR Racing	Yamaha YZF-R3	2'02.971	2'03.512	17	2'28.857	5.827	2'28.857	106,677
31	2 A. CARRASCO	ESP	ETG Racing	Kawasaki Ninja 300	2'00.434	1'59.803	27	2'28.890	5.860	2'28.890	106,653
32	49 M. CARUSI	ITA	3570 Made in CIV	Kawasaki Ninja 300	2'01.409	2'00.048	25	2'34.599	11.569	2'34.599	102,715
33	62 J. SCHULTZ	RSA	BWG Racing-Grimaldi	Kawasaki Ninja 300	2'06.258	2'04.348	25	2'42.282	19.252	2'42.282	97,852
34	27 F. ROVELLI	ITA	ParkinGO DS Junior Team	Yamaha YZF-R3	1'59.747	1'59.137	26			1'59.137	133,289
35	12 A. RUSMIPUTRO	INA	Pertamina Almeria Racing Team	Yamaha YZF-R3	2'00.505	2'00.060	24			2'00.060	132,264
36	53 V. GRIMOUX	FRA	Team Toth	Yamaha YZF-R3	2'00.579	2'01.404	25			2'00.579	131,695
37	130 R. FERREIRA	BRA	Kallio Racing	Yamaha YZF-R3	2'02.675	2'00.943	28			2'00.943	131,298

30/09/2017

The results are provisional until the end of the time limit for protests and appeals and the completion of the technical checks.

These data/results cannot be reproduced, stored and/or transmitted in whole or in part by any manner of electronic, mechanical, photocopying, recording, broadcasting or otherwise now known or herein after developed without the previous express consent by the copyright owner, except for reproduction in daily press and regular printed publications on sale to the public within 60 days of the event related to those data/results and always provided that copyright symbol appears together as follows below.

© DORNA WSBK ORGANIZATION Srl 2017

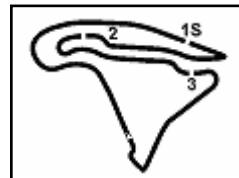
FIAT PERUGIA TIMING



Official Tyre Supplier



Official Timekeeper



Magny-Cours 4.411 m

French Round, 29-30 September - 1 October 2017

World Supersport 300 - Starting Grid

12 Laps x 4,411 km = 52,932 km



		3	2	1	
	88 PEREZ M. Honda 2'17.843 SP2	99 GRASSIA P. Honda 2'17.161 SP2	32 MUEL A. Yamaha 2'16.866 SP2	1	
6		5	4		
25 SÁNCHEZ B. Yamaha 2'20.269 SP2	14 DE LA VEGA E. Yamaha 2'19.520 SP2	6 SCHOTMAN R. Yamaha 2'18.452 SP2	2		
	9	8	7		
	13 FACCO J. Yamaha 2'22.526 SP2	23 BASTIANELLI M. Kawasaki 2'20.895 SP2	75 DEROUÉ S. Kawasaki 2'20.691 SP2	3	
12		11	10		
33 VALLE D. Yamaha SP2	41 GARCIA M. Yamaha SP2	15 COPPOLA A. Yamaha 2'23.756 SP2	4		
	15	14	13		
	66 TAYLOR T. Kawasaki 2'23.726 SP1	35 TRIGLIA A. Honda 2'23.322 SP1	19 ROVELLI E. Yamaha 2'23.030 SP1	5	
18		17	16		
57 DA-RÉ D. Yamaha 2'24.461 SP1	121 PATOVA K. Yamaha 2'23.911 SP1	17 NODERER G. Honda 2'23.730 SP1	6		
	21	20	19		
	54 CABUK H. Kawasaki 2'25.521 SP1	28 GIACOMINI P. Yamaha 2'25.116 SP1	79 TAYLOR C. Kawasaki 2'24.779 SP1	7	
24		23	22		
80 PONTONE A. Yamaha 2'26.452 SP1	87 LICCIARDI A. Yamaha 2'26.166 SP1	18 MURLEY A. Yamaha 2'25.679 SP1	8		
	27	26	25		
	20 LOUREIRO D. Yamaha 2'26.833 SP1	22 KALININ M. Yamaha 2'26.557 SP1	84 CARBONERA M. Yamaha 2'26.541 SP1	9	
30		29	28		
9 DOORAKKERS R. Yamaha 2'28.857 SP1	58 FINOCCHIARO T. Yamaha 2'27.936 SP1	7 SETTIMO N. Yamaha 2'27.930 SP1	10		
	33	32	31		
	62 SCHULTZ J. Kawasaki 2'42.282 SP1	49 CARUSI M. Kawasaki 2'34.599 SP1	2 CARRASCO A. Kawasaki 2'28.890 SP1	11	
36		35	34		
53 GRIMOUX V. Yamaha SP1	12 RUSMIPUTRO A. Yamaha SP1	27 ROVELLI F. Yamaha SP1	12		
		37			
		130 FERREIRA R. Yamaha SP1	13		

30/09/2017 Jury President

..... Race Director

These data/results cannot be reproduced, stored and/or transmitted in whole or in part by any manner of electronic, mechanical, photocopying, recording, broadcasting or otherwise now known or herein after developed without the previous express consent by the copyright owner, except for reproduction in daily press and regular printed publications on sale to the public within 60 days of the event related to those data/results and always provided that copyright symbol appears together as follows below.

© DORNA WSBK ORGANIZATION Srl 2017

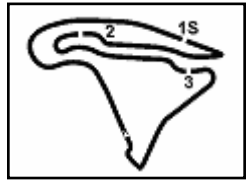
FIAT PERUGIA TIMING



Official Tyre Supplier



Official Timekeeper



French Round, 29-30 September - 1 October 2017

World Supersport 300 - Results Superpole 2

No.	Rider	Nat	Team	Bike	Time	Gap	Rel.	Laps	Speed	
									Avg	Max
1	32 A. MUEL	FRA	Team MOTOXRACING	Yamaha YZF-R3	2'16.866			6	116,023	175,9
2	99 P. GRASSIA	ITA	3ENNE#Racing - Chiodo Moto	Honda CBR500R	2'17.161	0.295	0.295	6	115,773	171,4
3	88 M. PEREZ	ESP	WILSport Racedays	Honda CBR500R	2'17.843	0.977	0.682	5	115,201	175,0
4	6 R. SCHOTMAN	NED	GRT Yamaha WorldSSP300 Team	Yamaha YZF-R3	2'18.452	1.586	0.609	6	114,694	179,1
5	14 E. DE LA VEGA	FRA	GRT Yamaha WorldSSP300 Team	Yamaha YZF-R3	2'19.520	2.654	1.068	4	113,816	175,6
6	25 B. SÁNCHEZ	ESP	Halcourier Racing	Yamaha YZF-R3	2'20.269	3.403	0.749	4	113,208	175,0
7	75 S. DEROUE	NED	MTM HS Kawasaki	Kawasaki Ninja 300	2'20.691	3.825	0.422	6	112,869	179,7
8	23 M. BASTIANELLI	ITA	3570 Made in CIV	Kawasaki Ninja 300	2'20.895	4.029	0.204	3	112,705	171,7
9	13 J. FACCO	ITA	SK Racing	Yamaha YZF-R3	2'22.526	5.660	1.631	5	111,415	172,5
10	15 A. COPPOLA	ITA	SK Racing	Yamaha YZF-R3	2'23.756	6.890	1.230	5	110,462	172,0
11	41 M. GARCIA	ESP	Halcourier Racing	Yamaha YZF-R3				1		172,5
12	33 D. VALLE	ESP	Halcourier Racing	Yamaha YZF-R3				2		174,2

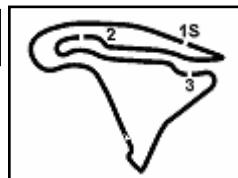
AIR	Humidity:	89%	Temp:	14°C
TRACK	Condition:	Wet	Temp:	19°C

30/09/2017 Start 11:55 End 12:12 The results are provisional until the end of the time limit for protests and appeals and the completion of the technical checks.

These data/results cannot be reproduced, stored and/or transmitted in whole or in part by any manner of electronic, mechanical, photocopying, recording, broadcasting or otherwise now known or herein after developed without the previous express consent by the copyright owner, except for reproduction in daily press and regular printed publications on sale to the public within 60 days of the event related to those data/results and always provided that copyright symbol appears together as follows below.

© DORNA WSBK ORGANIZATION Srl 2017





French Round, 29-30 September - 1 October 2017

World Supersport 300 - Results Superpole 2

Session Highlights

Local Time	No. Rider	Description
11.55.00		Start
11.59.00	41 M. GARCIA	Crashed - Turn 6
11.59.41	33 D. VALLE	Crashed - Turn 12
12.00.26	41 M. GARCIA	Re-joined
12.00.34	33 D. VALLE	Re-joined
12.01.39	14 E. DE LA VEGA	Crashed - Turn 8
12.02.01	33 D. VALLE	BLACK FLAG
12.02.23	14 E. DE LA VEGA	Re-joined
12.02.34	33 D. VALLE	Lap Cancelled (3'51.407) - Doesn't enter pit lane after crash
12.07.21	23 M. BASTIANELLI	Crashed - Turn 12
12.08.36	25 B. SÁNCHEZ	Crashed - Turn 7
12.12.23		End Of Session

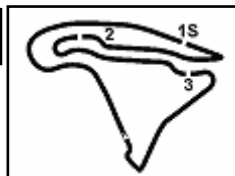
Fastest Laps Sequence

No.	Rider	Nat	Team	Bike	Local Time	Time	Gap	Avg
25	B. SÁNCHEZ	ESP	Halcourier Racing	Yamaha YZF-R3	12:00'02.916	2'25.916		108,827
88	M. PEREZ	ESP	WILSport Racedays	Honda CBR500R	12:00'03.411	2'21.577	-4.339	112,162
14	E. DE LA VEGA	FRA	GRT Yamaha WorldSSP300 Team	Yamaha YZF-R3	12:00'08.690	2'19.617	-1.960	113,737
88	M. PEREZ	ESP	WILSport Racedays	Honda CBR500R	12:04'41.549	2'18.395	-1.222	114,741
88	M. PEREZ	ESP	WILSport Racedays	Honda CBR500R	12:06'59.392	2'17.843	-0.552	115,201
99	P. GRASSIA	ITA	3ENNE#Racing - Chiodo Moto	Honda CBR500R	12:11'47.206	2'17.161	-0.682	115,773
32	A. MUEL	FRA	Team MOTOXRACING	Yamaha YZF-R3	12:11'48.247	2'16.866	-0.295	116,023

Start 11:55 End 12:12 The results are provisional until the end of the time limit for protests and appeals and the completion of the technical checks.

These data/results cannot be reproduced, stored and/or transmitted in whole or in part by any manner of electronic, mechanical, photocopying, recording, broadcasting or otherwise now known or herein after developed without the previous express consent by the copyright owner, except for reproduction in daily press and regular printed publications on sale to the public within 60 days of the event related to those data/results and always provided that copyright symbol appears together as follows below.

© DORNA WSBK ORGANIZATION Srl 2017



Magny-Cours 4.411 m

French Round, 29-30 September - 1 October 2017

World Supersport 300 - Best Sector & Speed Superpole 2

BEST LAP		
1	32 A. MUEL	Yamaha YZF-R3 2'16.866
2	99 P. GRASSIA	Honda CBR500R 2'17.161
3	88 M. PEREZ	Honda CBR500R 2'17.843
4	6 R. SCHOTMAN	Yamaha YZF-R3 2'18.452
5	14 E. DE LA VEGA	Yamaha YZF-R3 2'19.520
6	25 B. SÁNCHEZ	Yamaha YZF-R3 2'20.269
7	75 S. DEROUE	Kawasaki Ninja 300 2'20.691
8	23 M. BASTIANELLI	Kawasaki Ninja 300 2'20.895
9	13 J. FACCO	Yamaha YZF-R3 2'22.526
10	15 A. COPPOLA	Yamaha YZF-R3 2'23.756
11	33 D. VALLE	Yamaha YZF-R3
12	41 M. GARCIA	Yamaha YZF-R3

SPEED		
1	75 S. DEROUE	Kawasaki Ninja 300 179,7
2	6 R. SCHOTMAN	Yamaha YZF-R3 179,1
3	32 A. MUEL	Yamaha YZF-R3 175,9
4	14 E. DE LA VEGA	Yamaha YZF-R3 175,6
5	25 B. SÁNCHEZ	Yamaha YZF-R3 175,0
6	88 M. PEREZ	Honda CBR500R 175,0
7	33 D. VALLE	Yamaha YZF-R3 174,2
8	13 J. FACCO	Yamaha YZF-R3 172,5
9	41 M. GARCIA	Yamaha YZF-R3 172,5
10	15 A. COPPOLA	Yamaha YZF-R3 172,0
11	23 M. BASTIANELLI	Kawasaki Ninja 300 171,7
12	99 P. GRASSIA	Honda CBR500R 171,4

SEG. 1		SEG. 2		SEG. 3		SEG. 4	
1	32 A. MUEL 42.070	1	32 A. MUEL 30.287	1	99 P. GRASSIA 30.380	1	32 A. MUEL 33.376
2	14 E. DE LA VEGA 42.527	2	14 E. DE LA VEGA 30.415	2	88 M. PEREZ 30.697	2	88 M. PEREZ 33.613
3	25 B. SÁNCHEZ 42.599	3	99 P. GRASSIA 30.496	3	32 A. MUEL 31.133	3	99 P. GRASSIA 33.641
4	99 P. GRASSIA 42.644	4	88 M. PEREZ 30.583	4	14 E. DE LA VEGA 31.205	4	14 E. DE LA VEGA 33.807
5	6 R. SCHOTMAN 42.644	5	6 R. SCHOTMAN 30.620	5	6 R. SCHOTMAN 31.222	5	6 R. SCHOTMAN 33.966
6	75 S. DEROUE 42.702	6	25 B. SÁNCHEZ 30.790	6	23 M. BASTIANELLI 31.682	6	23 M. BASTIANELLI 34.615
7	88 M. PEREZ 42.850	7	75 S. DEROUE 30.853	7	25 B. SÁNCHEZ 31.807	7	25 B. SÁNCHEZ 34.625
8	23 M. BASTIANELLI 43.258	8	23 M. BASTIANELLI 30.950	8	75 S. DEROUE 31.938	8	13 J. FACCO 34.883
9	15 A. COPPOLA 43.489	9	13 J. FACCO 31.651	9	13 J. FACCO 31.978	9	75 S. DEROUE 34.910
10	13 J. FACCO 44.014	10	15 A. COPPOLA 31.651	10	15 A. COPPOLA 33.339	10	15 A. COPPOLA 35.277
11	41 M. GARCIA 44.222	11	33 D. VALLE 31.835	11	33 D. VALLE 33.377	11	33 D. VALLE 36.832
12	33 D. VALLE 44.338	12	41 M. GARCIA 32.906	12	41 M. GARCIA 34.309	12	41 M. GARCIA 37.062

30/09/2017

These data/results cannot be reproduced, stored and/or transmitted in whole or in part by any manner of electronic, mechanical, photocopying, recording, broadcasting or otherwise now known or herein after developed without the previous express consent by the copyright owner, except for reproduction in daily press and regular printed publications on sale to the public within 60 days of the event related to those data/results and always provided that copyright symbol appears together as follows below.

© DORNA WSBK ORGANIZATION Srl 2017

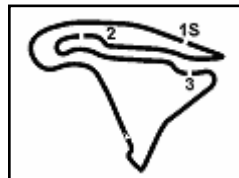
FICR PERUGIA TIMING



Official Tyre Supplier



Official Timekeeper



Magny-Cours 4.411 m

French Round, 29-30 September - 1 October 2017

World Supersport 300 - Ideal Times Superpole 2

Rider No.	Nat	Bike	Seg. 1 Diff. 1	Seg. 2 Diff. 2	Seg. 3 Diff. 3	Seg. 4 Diff. 4	Ideal Time			
							Best Lap	Pos.	Diff.	
1	32 A. MUEL	FRA	Yamaha YZF-R3	42.070	30.287	31.133	33.376	2'16.866 2'16.866	3	
2	99 P. GRASSIA	ITA	Honda CBR500R	42.644	30.496	30.380	33.641	2'17.161 2'17.161	4	
3	88 M. PEREZ	ESP	Honda CBR500R	42.850	30.583	30.697	33.613 0.100	2'17.743 2'17.843	5	0.100
4	14 E. DE LA VEGA	FRA	Yamaha YZF-R3	42.527 0.432	30.415 1.087	31.205 0.047	33.807	2'17.954 2'19.520	7	1.566
5	6 R. SCHOTMAN	NED	Yamaha YZF-R3	42.644	30.620	31.222	33.966	2'18.452 2'18.452	6	
6	25 B. SÁNCHEZ	ESP	Yamaha YZF-R3	42.599 0.448	30.790	31.807	34.625	2'19.821 2'20.269	8	0.448
7	75 S. DEROUE	NED	Kawasaki Ninja 300	42.702	30.853 0.288	31.938	34.910	2'20.403 2'20.691	9	0.288
8	23 M. BASTIANELLI	ITA	Kawasaki Ninja 300	43.258 0.390	30.950	31.682	34.615	2'20.505 2'20.895	10	0.390
9	13 J. FACCO	ITA	Yamaha YZF-R3	44.014	31.651	31.978	34.883	2'22.526 2'22.526	11	
10	15 A. COPPOLA	ITA	Yamaha YZF-R3	43.489	31.651	33.339	35.277	2'23.756 2'23.756	12	
Overall Ideal Time				42.070	30.287	30.380	33.376	2'16.113		

30/09/2017

These data/results cannot be reproduced, stored and/or transmitted in whole or in part by any manner of electronic, mechanical, photocopying, recording, broadcasting or otherwise now known or herein after developed without the previous express consent by the copyright owner, except for reproduction in daily press and regular printed publications on sale to the public within 60 days of the event related to those data/results and always provided that copyright symbol appears together as follows below.

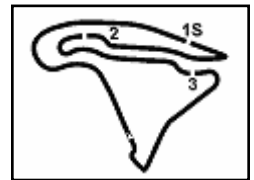
© DORNA WSBK ORGANIZATION Srl 2017

FKR PERUGIA TIMING


Official Tyre Supplier



Official Timekeeper



Magny-Cours 4.411 m

French Round, 29-30 September - 1 October 2017

World Supersport 300 - Chronological Analysis Superpole 2

1° 32 A. MUEL (2'16.866)								8° 23 M. BASTIANELLI (2'20.895)							
Lap	Seg.1	Seg.2	Seg.3	Seg.4	Lap Time	km/h	Local Time	Lap	Seg.1	Seg.2	Seg.3	Seg.4	Lap Time	km/h	Local Time
1		32.436	33.657	36.005		177,3	11:57'48.529	1		33.062	34.739	37.085		159,3	11:58'01.258
2	43.603	30.954	32.142	34.731	2'21.430	174,8	12:00'09.959	2	44.833	32.017	32.608	35.197	2'24.655	169,3	12:00'25.913
3	42.827	31.166	32.743	35.156	2'21.892	174,2	12:02'31.851	3	43.820	31.461	31.904	35.044	2'22.229	171,7	12:02'48.142
4	43.577	30.964	32.174	34.528	2'21.243	173,6	12:04'53.094	4	43.648	30.950	31.682	34.615	2'20.895	171,2	12:05'09.037
5	42.674	30.474	31.890	34.510	2'19.548	173,9	12:07'12.642	9° 13 J. FACCO (2'22.526)							
6	42.755	30.483	31.435	34.066	2'18.739	173,1	12:09'31.381	Lap	Seg.1	Seg.2	Seg.3	Seg.4	Lap Time	km/h	Local Time
7	42.070	30.287	31.133	33.376	2'16.866	175,9	12:11'48.247	1		34.528	34.624	37.956		167,2	11:57'53.229
2° 99 P. GRASSIA (2'17.161)								2	45.849	33.656	34.668	36.587	2'30.760	170,6	12:00'23.989
Lap	Seg.1	Seg.2	Seg.3	Seg.4	Lap Time	km/h	Local Time	3	44.555	32.413	32.846	36.121	2'25.935	170,3	12:02'49.924
1		34.334	32.977	36.154		148,8	11:57'43.886	4	44.409	32.160	32.448	35.693	2'24.710	172,5	12:05'14.634
2	43.942	31.770	33.135	35.698	2'24.545	167,2	12:00'08.431	5	44.014	31.651	31.978	34.883	2'22.526	170,3	12:07'37.160
3	42.763	31.411	31.271	36.408	2'21.853	171,4	12:02'30.284	6	44.174	33.053	32.816	34.985	2'25.028	169,8	12:10'02.188
4	43.136	31.393	31.787	34.756	2'21.072	170,3	12:04'51.356	10° 15 A. COPPOLA (2'23.756)							
5	43.225	31.018	31.238	34.533	2'20.014	169,3	12:07'11.370	Lap	Seg.1	Seg.2	Seg.3	Seg.4	Lap Time	km/h	Local Time
6	42.748	30.887	30.716	34.324	2'18.675	169,3	12:09'30.045	1		35.539	36.413	38.593		146,3	11:57'56.642
7	42.644	30.496	30.380	33.641	2'17.161	169,5	12:11'47.206	2	46.117	33.819	34.991	37.515	2'32.442	171,2	12:00'29.084
3° 88 M. PEREZ (2'17.843)								3	45.250	33.736	35.388	36.663	2'31.037	172,0	12:03'00.121
Lap	Seg.1	Seg.2	Seg.3	Seg.4	Lap Time	km/h	Local Time	4	44.408	32.467	34.447	36.680	2'28.002	171,7	12:05'28.123
1		32.887	33.156	36.341		162,4	11:57'41.834	5	44.117	31.917	33.861	35.673	2'25.568	171,2	12:07'53.691
2	44.262	31.269	31.170	34.876	2'21.577	173,9	12:00'03.411	6	43.489	31.651	33.339	35.277	2'23.756	171,4	12:10'17.447
3	43.435	31.063	30.908	34.337	2'19.743	175,0	12:02'23.154	11° 41 M. GARCIA ()							
4	43.142	30.906	30.734	33.613	2'18.395	173,1	12:04'41.549	Lap	Seg.1	Seg.2	Seg.3	Seg.4	Lap Time	km/h	Local Time
5	42.850	30.583	30.697	33.713	2'17.843	173,6	12:06'59.392	1		32.906	34.309	37.062		170,3	11:57'36.550
6	45.724	32.995	32.847	2'49.535	4'41.101P	167,4	12:11'40.493	1		33.421	33.377	36.832		169,8	11:57'36.711
4° 6 R. SCHOTMAN (2'18.452)								2	44.338	31.835			3'51.407C	174,2	12:01'28.118
Lap	Seg.1	Seg.2	Seg.3	Seg.4	Lap Time	km/h	Local Time	3	44.222	1'23.680			4'15.677P	172,5	12:01'52.227
1		32.949	33.451	36.507		171,2	11:57'48.315	4	1'12.537				4'21.799P	116,6	12:05'49.917
2	44.144	31.623	32.016	34.987	2'22.770	179,1	12:00'11.085	5° 14 E. DE LA VEGA (2'19.520)							
3	43.405	31.479	32.378	34.826	2'22.088	175,9	12:02'33.173	Lap	Seg.1	Seg.2	Seg.3	Seg.4	Lap Time	km/h	Local Time
4	43.239	31.142	32.096	34.759	2'21.236	176,2	12:04'54.409	1		33.250	32.022	36.313		169,0	11:57'49.073
5	43.086	30.876	31.413	34.296	2'19.671	173,9	12:07'14.080	2	43.102	30.415	31.205	34.895	2'19.617	175,6	12:00'08.690
6	42.817	30.682	31.595	34.185	2'19.279	174,2	12:09'33.359	3	42.527			41.633	3'17.439P	174,5	12:03'26.129
7	42.644	30.620	31.222	33.966	2'18.452	174,8	12:11'51.811	4	2'35.196	32.077	32.678	34.905	4'14.856P	170,3	12:07'40.985
5° 25 B. SÁNCHEZ (2'20.269)								5	42.959	31.502	31.252	33.807	2'19.520	172,0	12:10'00.505
Lap	Seg.1	Seg.2	Seg.3	Seg.4	Lap Time	km/h	Local Time	6° 75 S. DEROUE (2'20.691)							
1		33.784	33.461	36.697		168,0	11:57'37.000	Lap	Seg.1	Seg.2	Seg.3	Seg.4	Lap Time	km/h	Local Time
2	44.044	32.432	33.166	36.274	2'25.916	174,2	12:00'02.916	1		34.439	34.673	38.693		173,6	11:57'41.352
3	44.069	31.990	33.677	36.332	2'26.068	173,1	12:02'28.984	2	45.181	32.663	33.437	37.135	2'28.416	176,8	12:00'09.768
4	46.570	31.409	32.451	35.609	2'26.039	173,4	12:04'55.023	3	43.668	31.874	32.744	36.011	2'24.297	179,1	12:02'34.065
5	43.047	30.790	31.807	34.625	2'20.269	175,0	12:07'15.292	4	43.382	31.476	32.258	35.832	2'22.948	179,7	12:04'57.013
6° 75 S. DEROUE (2'20.691)								5	43.347	31.236	32.161	35.427	2'22.171	176,2	12:07'19.184
Lap	Seg.1	Seg.2	Seg.3	Seg.4	Lap Time	km/h	Local Time	6	42.988	30.853	32.118	35.630	2'21.589	176,5	12:09'40.773
1		34.439	34.673	38.693		173,6	11:57'41.352	7	42.702	31.141	31.938	34.910	2'20.691	176,8	12:12'01.464
2	45.181	32.663	33.437	37.135	2'28.416	176,8	12:00'09.768	7° 30/09/2017 P = Pits In/Out - C = Lap-Time Cancelled							
3	43.668	31.874	32.744	36.011	2'24.297	179,1	12:02'34.065	These data/results cannot be reproduced, stored and/or transmitted in whole or in part by any manner of electronic, mechanical, photocopying, recording, broadcasting or otherwise now known or herein after developed without the previous express consent by the copyright owner, except for reproduction in daily press and regular printed publications on sale to the public within 60 days of the event related to those data/results and always provided that copyright symbol appears together as follows below.							
4	43.382	31.476	32.258	35.832	2'22.948	179,7	12:04'57.013	© DORNA WSBK ORGANIZATION Srl 2017							
5	43.347	31.236	32.161	35.427	2'22.171	176,2	12:07'19.184	FICR PERUGIA TIMING							
6	42.988	30.853	32.118	35.630	2'21.589	176,5	12:09'40.773								
7	42.702	31.141	31.938	34.910	2'20.691	176,8	12:12'01.464								
7° 75 S. DEROUE (2'20.691)								TISSOT SWISS WATCHES SINCE 1853							
Lap	Seg.1	Seg.2	Seg.3	Seg.4	Lap Time	km/h	Local Time	Official Tyre Supplier							
1		34.439	34.673	38.693		173,6	11:57'41.352	Official Timekeeper							
2	45.181	32.663	33.437	37.135	2'28.416	176,8	12:00'09.768								
3	43.668	31.874	32.744	36.011	2'24.297	179,1	12:02'34.065								
4	43.382	31.476	32.258	35.832	2'22.948	179,7	12:04'57.013								
5	43.347	31.236	32.161	35.427	2'22.171	176,2	12:07'19.184								
6	42.988	30.853	32.118	35.630	2'21.589	176,5	12:09'40.773								
7	42.702	31.141	31.938	34.910	2'20.691	176,8	12:12'01.464								

30/09/2017

P = Pits In/Out - C = Lap-Time Cancelled

These data/results cannot be reproduced, stored and/or transmitted in whole or in part by any manner of electronic, mechanical, photocopying, recording, broadcasting or otherwise now known or herein after developed without the previous express consent by the copyright owner, except for reproduction in daily press and regular printed publications on sale to the public within 60 days of the event related to those data/results and always provided that copyright symbol appears together as follows below.

© DORNA WSBK ORGANIZATION Srl 2017

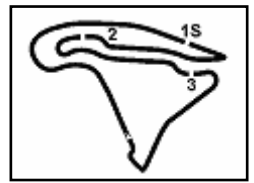
FICR PERUGIA TIMING



Official Tyre Supplier



Official Timekeeper



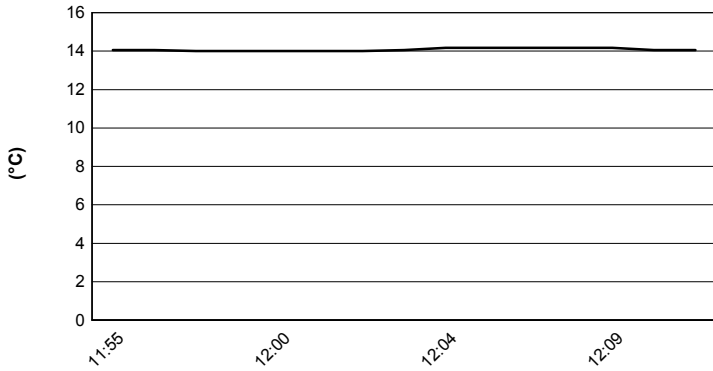
Magny-Cours 4.411 m

French Round, 29-30 September - 1 October 2017

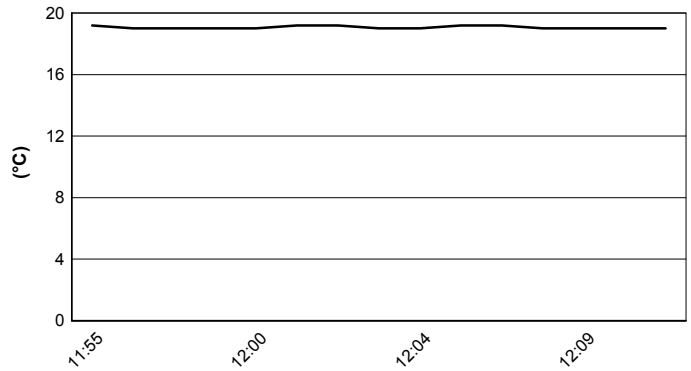
World Supersport 300 - Weather Report Superpole 2

Session started 11:55 - Session ended 12:12

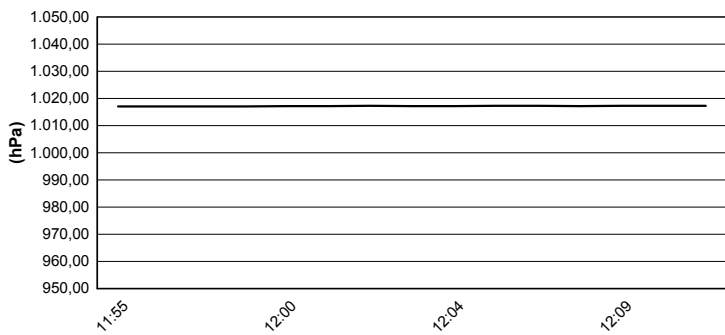
Air Temperature



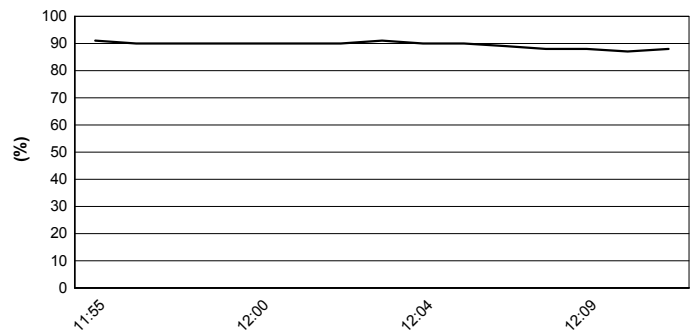
Track Temperature



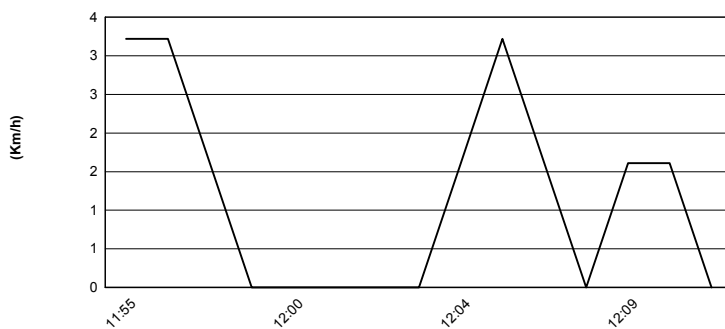
Air Pressure



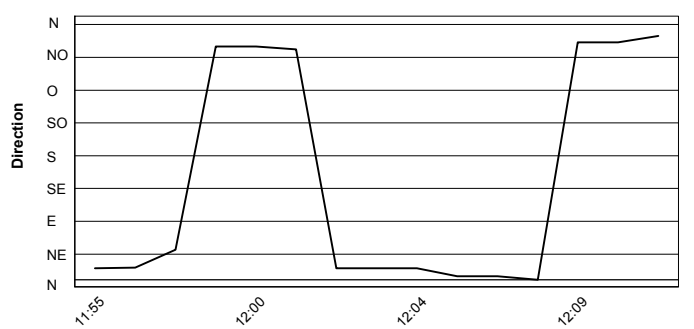
Humidity



Wind Speed



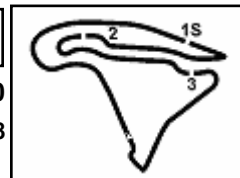
Wind Direction



30/09/2017

These data/results cannot be reproduced, stored and/or transmitted in whole or in part by any manner of electronic, mechanical, photocopying, recording, broadcasting or otherwise now known or herein after developed without the previous express consent by the copyright owner, except for reproduction in daily press and regular printed publications on sale to the public within 60 days of the event related to those data/results and always provided that copyright symbol appears together as follows below.

© DORNA WSBK ORGANIZATION Srl 2017



Magny-Cours 4.411 m

French Round, 29-30 September - 1 October 2017

World Supersport 300 - TISSOT Superpole Award

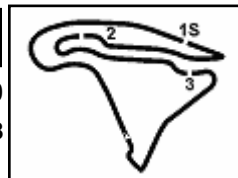
	Points	Points From First	Points From Previous	April 2 ARAGÓN	April 30 ASSEN	May 14 IMOLA	May 28 DONINGTON PARK	June 18 MISANO	August 20 LAUSITZRING	September 17 PORTIMÃO	October 1 MAGNY COURS	October 22 JEREZ								
1 PEREZ Mika (ESP)	140			20	13	25	16	25	20	5	16									
2 COPPOLA Alfonso (ITA)	122	18			10	20	25	11	25	25	6									
3 SÁNCHEZ Borja (ESP)	105	35	17	10	25	16	20	6	7	11	10									
4 GARCIA Marc (ESP)	91	49	14	9		11	10	20	16	20	5									
5 DEROUÉ Scott (NED)	83	57	8	25	20		8	2	9	10	9									
6 SCHOTMAN Robert (NED)	77	63	6	11	5	6	5	16	8	13	13									
7 GRASSIA Paolo (ITA)	69	71	8	7	16	8	9			9	20									
8 DE GRUTTOLA Giuseppe (ITA)	60	80	9	8	9	10	7	13	13											
9 KALININ Mykyta (UKR)	44	96	16	16	11	7	4	3	3											
10 CARRASCO Ana (ESP)	38	102	6	2	3	3	2	1	11	16										
11 VALLE Daniel (ESP)	33	107	5	13				8		8	4									
12 LOUREIRO Dorren (RSA)	31	109	2		6	9	11	5												
13 TAYLOR Chris (GBR)	29	111	2	3	4		13	9												
14 MUEL Alan (FRA)	25	115	4								25									
15 BASTIANELLI Manuel (ITA)	21	119	4		7		6				8									
16 FACCO Jacopo (ITA)	19	121	2			5				7	7									
17 NODERER Gabriel (GER)	16	124	3	6					10											
18 DE LA VEGA Enzo (FRA)	15	125	1							4	11									
19 GIACOMINI Paolo (ITA)	14	126	1			13	1													
20 MURLEY Alex (GBR)	13	127	1		2	4		4		3										
21 BERNARDI Luca (RSM)	12	128	1			2		10												
22 PONTONE Armando (ITA)	12	128	0	5				7												
23 TRIGLIA Alex (ITA)	9	131	3		1	1			5		2									

30/09/2017

These data/results cannot be reproduced, stored and/or transmitted in whole or in part by any manner of electronic, mechanical, photocopying, recording, broadcasting or otherwise now known or herein after developed without the previous express consent by the copyright owner, except for reproduction in daily press and regular printed publications on sale to the public within 60 days of the event related to those data/results and always provided that copyright symbol appears together as follows below.

© DORNA WSBK ORGANIZATION Srl 2016





Magny-Cours 4.411 m

French Round, 29-30 September - 1 October 2017

World Supersport 300 - TISSOT Superpole Award

	Points	Points From First	Points From Previous	April 2 ARAGÓN	April 30 ASSEN	May 14 IMOLA	May 28 DONINGTON PARK	June 18 MISANO	August 20 LAUSITZRING	September 17 PORTIMÃO	October 1 MAGNY COURS	October 22 JEREZ								
24 DE BRUIN Finn (NED)	8	132	1		8															
25 RUSMIPUTRO Alii Adriansyah (INA)	7	133	1				3		4											
26 HENDRA Galang (INA)	6	134	1							6										
27 GEORGI Tim (GER)	6	134	0						6											
28 CABUK Harun (TUR)	4	136	2	4																
29 ROVELLI Edoardo (ITA)	3	137	1								3									
30 CARBONERA Michael (ITA)	3	137	0						1	2										
31 KAPPLER Maximilian (GER)	2	138	1						2											
32 LICCIARDI Angelo (BEL)	2	138	0	1						1										
33 TAYLOR Taz (GBR)	1	139	1								1									

30/09/2017

These data/results cannot be reproduced, stored and/or transmitted in whole or in part by any manner of electronic, mechanical, photocopying, recording, broadcasting or otherwise now known or herein after developed without the previous express consent by the copyright owner, except for reproduction in daily press and regular printed publications on sale to the public within 60 days of the event related to those data/results and always provided that copyright symbol appears together as follows below.

© DORNA WSBK ORGANIZATION Srl 2016

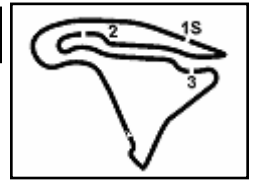
FKR PERUGIA TIMING



Official Tyre Supplier



Official Timekeeper



Magny-Cours 4.411 m

French Round, 29-30 September - 1 October 2017

World Supersport 300 - Superpole Ranking

	2017
01 Motorland Aragon	Deroue (Ned) Kaw 2'12.712 (137,7 Km/h)
02 TT Circuit Assen	Sánchez (Esp) Yam 1'53.814 (143,7 Km/h)
03 Autodromo Internazionale Enzo e Dino	Perez (Esp) Hon 2'10.115 (136,6 Km/h)
04 Donington Park	Coppola (Ita) Yam 1'46.150 (136,4 Km/h)
05 Misano World Circuit "Marco Simoncelli"	Perez (Esp) Hon 1'52.490 (135,2 Km/h)
06 Lausitzring	Coppola (Ita) Yam 1'55.665 (132,7 Km/h)
07 Autódromo Internacional do Algarve	Coppola (Ita) Yam 2'00.128 (137,6 Km/h)
08 Magny-Cours	Muel (Fra) Yam 2'16.866 (116,0 Km/h)

2017

- 3 A. Coppola
- 2 M. Perez
- 1 **A. Muel**
- 1 B. Sánchez
- 1 S. Deroue

ALL TIMES

- 3 A. Coppola
- 2 M. Perez
- 1 S. Deroue
- 1 B. Sánchez
- 1 **A. Muel**

30/09/2017

These data/results cannot be reproduced, stored and/or transmitted in whole or in part by any manner of electronic, mechanical, photocopying, recording, broadcasting or otherwise now known or herein after developed without the previous express consent by the copyright owner, except for reproduction in daily press and regular printed publications on sale to the public within 60 days of the event related to those data/results and always provided that copyright symbol appears together as follows below.

© DORNA WSBK ORGANIZATION Srl 2017

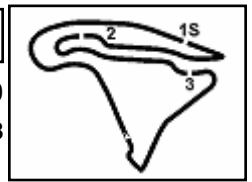
FKR PERUGIA TIMING



Official Tyre Supplier



Official Timekeeper



Magny-Cours 4.411 m

French Round, 29-30 September - 1 October 2017

World Supersport 300 - Best Laps & Speeds

1 / 2

No.	Rider		Best Lap		FP1		FP2		QP1		QP2	
	Nat	Bike	laps	speed	laps	speed	laps	speed	laps	speed	laps	speed
1	41	M. GARCIA	29	186,5	15	186,5	14	180,0				
		ESP Yamaha YZF-R3										
2	15	A. COPPOLA	31	186,5	13	186,5	13	186,2			5	171,9
		ITA Yamaha YZF-R3										
3	33	D. VALLE	28	185,2	15	185,2	13	183,9				
		ESP Yamaha YZF-R3										
4	88	M. PEREZ	29	183,9	13	183,9	11	183,6			5	175,0
		ESP Honda CBR500R										
5	6	R. SCHOTMAN	35	186,2	14	183,0	15	186,2			6	179,1
		NED Yamaha YZF-R3										
6	75	S. DEROUÉ	27	191,8	12	191,8	9	184,9			6	179,7
		NED Kawasaki Ninja 300										
7	99	P. GRASSIA	26	188,8	11	188,8	9	183,0			6	171,4
		ITA Honda CBR500R										
8	13	J. FACCO	30	188,8	12	188,8	13	187,1			5	172,5
		ITA Yamaha YZF-R3										
9	25	B. SÁNCHEZ	32	185,5	15	185,5	13	184,9			4	175,0
		ESP Yamaha YZF-R3										
10	14	E. DE LA VEGA	30	185,8	13	185,8	13	182,7			4	175,6
		FRA Yamaha YZF-R3										
11	84	M. CARBONERA	31	188,4	12	188,4	13	182,4	6	173,3		
		ITA Yamaha YZF-R3										
12	80	A. PONTONE	30	186,2	14	186,2	14	182,4	2	168,4		
		ITA Yamaha YZF-R3										
13	18	A. MURLEY	28	185,8	12	183,6	12	185,8	4	174,1		
		GBR Yamaha YZF-R3										
14	20	D. LOUREIRO	31	183,9	14	181,5	12	183,9	5	175,0		
		RSA Yamaha YZF-R3										
15	27	F. ROVELLI	26	181,2	13	181,2	13	180,0				
		ITA Yamaha YZF-R3										
16	79	C. TAYLOR	31	185,5	13	185,5	13	184,3	5	172,5		
		GBR Kawasaki Ninja 300										
17	54	H. CABUK	26	187,1	13	182,7	8	187,1	5	170,6		
		TUR Kawasaki Ninja 300										
18	22	M. KALININ	32	183,0	13	177,9	13	183,0	6	175,0		
		UKR Yamaha YZF-R3										
19	23	M. BASTIANELLI	33	186,2	13	184,3	12	186,2	5	174,7	3	171,7
		ITA Kawasaki Ninja 300										
20	2	A. CARRASCO	32	185,2	15	185,2	12	184,3	5	175,9		
		ESP Kawasaki Ninja 300										

30/09/2017

These data/results cannot be reproduced, stored and/or transmitted in whole or in part by any manner of electronic, mechanical, photocopying, recording, broadcasting or otherwise now known or herein after developed without the previous express consent by the copyright owner, except for reproduction in daily press and regular printed publications on sale to the public within 60 days of the event related to those data/results and always provided that copyright symbol appears together as follows below.

© DORNA WSBK ORGANIZATION Srl 2017

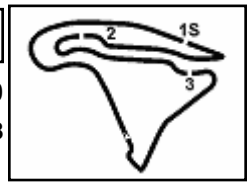
FICR PERUGIA TIMING



Official Tyre Supplier



Official Timekeeper



French Round, 29-30 September - 1 October 2017

World Supersport 300 - Best Laps & Speeds

No.	Rider	Nat	Bike	Best Lap		FP1		FP2		QP1		QP2	
				laps	speed	laps	speed	laps	speed	laps	speed	laps	speed
21	49 M. CARUSI			2'00.048		2'01.409		2'00.048		2'34.599			
	ITA	Kawasaki Ninja 300	27	184,9	13	184,3	12	184,9	2	169,8			
22	12 A. RUSMIPUTRO			2'00.060		2'00.505		2'00.060					
	INA	Yamaha YZF-R3	24	184,3	13	182,7	11	184,3					
23	28 P. GIACOMINI			2'00.133		2'00.939		2'00.133		2'25.116			
	ITA	Yamaha YZF-R3	32	186,2	14	186,2	13	182,4	5	171,7			
24	87 A. LICCIARDI			2'00.223		2'00.633		2'00.223		2'26.166			
	BEL	Yamaha YZF-R3	33	185,2	14	182,1	13	185,2	6	176,1			
25	66 T. TAYLOR			2'00.524		2'01.083		2'00.524		2'23.726			
	GBR	Kawasaki Ninja 300	29	183,6	13	183,6	11	183,0	5	173,6			
26	53 V. GRIMOUX			2'00.579		2'00.579		2'01.404					
	FRA	Yamaha YZF-R3	25	182,1	13	179,7	12	182,1					
27	35 A. TRIGLIA			2'00.781		2'02.579		2'00.781		2'23.322			
	ITA	Honda CBR500R	29	183,0	11	180,9	13	183,0	5	173,3			
28	130 R. FERREIRA			2'00.943		2'02.675		2'00.943					
	BRA	Yamaha YZF-R3	28	182,4	14	182,1	14	182,4					
29	32 A. MUEL			2'00.951		2'02.605		2'00.951		2'21.674		2'16.866	
	FRA	Yamaha YZF-R3	36	183,0	11	183,0	13	180,6	6	176,7	6	175,9	
30	17 G. NODERER			2'01.117		2'01.180		2'01.117		2'23.730			
	GER	Honda CBR500R	33	184,3	14	184,3	14	180,9	5	171,7			
31	121 K. PATOVA			2'01.587		2'01.989		2'01.587		2'23.911			
	FIN	Yamaha YZF-R3	33	183,3	14	183,3	14	180,9	5	178,2			
32	7 N. SETTIMO			2'01.825		2'02.816		2'01.825		2'27.930			
	ITA	Yamaha YZF-R3	32	183,0	14	183,0	13	180,9	5	171,9			
33	57 D. DA-RÉ			2'01.856		2'03.015		2'01.856		2'24.461			
	FRA	Yamaha YZF-R3	29	182,7	12	182,7	12	180,6	5	173,9			
34	58 T. FINOCCHIARO			2'02.159		2'03.401		2'02.159		2'27.936			
	GBR	Yamaha YZF-R3	31	180,9	13	177,9	13	180,9	5	169,8			
35	9 R. DOORAKKERS			2'02.971		2'02.971		2'03.512		2'28.857			
	NED	Yamaha YZF-R3	22	182,1	9	182,1	8	181,2	5	174,7			
36	19 E. ROVELLI			2'03.105		2'03.922		2'03.105		2'23.030			
	ITA	Yamaha YZF-R3	31	183,0	13	180,0	13	183,0	5	175,0			
37	62 J. SCHULTZ			2'04.348		2'06.258		2'04.348		2'42.282			
	RSA	Kawasaki Ninja 300	28	178,2	12	176,4	13	178,2	3	160,9			

30/09/2017

These data/results cannot be reproduced, stored and/or transmitted in whole or in part by any manner of electronic, mechanical, photocopying, recording, broadcasting or otherwise now known or herein after developed without the previous express consent by the copyright owner, except for reproduction in daily press and regular printed publications on sale to the public within 60 days of the event related to those data/results and always provided that copyright symbol appears together as follows below.

© DORNA WSBK ORGANIZATION Srl 2017

FICR PERUGIA TIMING



Official Tyre Supplier



Official Timekeeper