

Magny-Cours 4.411 m

### French Round, 29-30 September - 1 October 2017

#### Superstock 1000 - Biographical Entry List

No.	Rider (Abbreviation)			Nat	Bike Team	Wins 2017	Podiums 2017	Pole 2017	Races 2017	Tyres	
	Age	Date of Birth	Place of Birth								
1	2	<b>TAMBURINI Roberto</b> (Tam)	26 15/01/1991	Rimini	ITA	<b>Yamaha YZF R1</b> PATA Yamaha Official STK 1000 Team	3	9	5	22 6	Pirelli
2	3	<b>SUCHET Sebastien</b> (Suc)	26 12/11/1990	Sensales	SUI	<b>BMW S 1000 RR</b> Berclaz Racing Team		3		38 6	Pirelli
3	5	<b>FACCANI Marco</b> (Fac)	23 30/07/1994	Ravenna	ITA	<b>BMW S 1000 RR</b> Althea BMW Racing Team	1	2	1	15 7	Pirelli
4	6	<b>PUSCEDDU Emanuele</b> (Pus)	21 17/05/1996	Rome	ITA	<b>BMW S 1000 RR</b> D.K.Racing		1		12 7	Pirelli
5	7	<b>FRITZ Marvin</b> (Fri)	24 20/04/1993	Mosbach	GER	<b>Yamaha YZF R1</b> Bayer-Bikerbox Yamaichi				4 4	Pirelli
6*	10	<b>BONNOT Maxime</b> (Bon)	20 02/06/1997	Decize	FRA	<b>BMW S 1000 RR</b> TECMAS					Pirelli
7	11	<b>GUARNONI Jeremy</b> (Gua)	24 28/02/1993	Toulouse	FRA	<b>Kawasaki ZX-10RR</b> Pedercini Racing Kawasaki	4	12	3	53 7	Pirelli
8	12	<b>RINALDI Michael Ruben</b> (Rin)	21 21/12/1995	Rimini	ITA	<b>Ducati Panigale R</b> Aruba.it Racing - Junior Team	3	7	4	15 7	Pirelli
9	16	<b>RUIU Gabriele</b> (Rui)	17 16/04/2000	Ruiu	ITA	<b>Yamaha YZF R1</b> Team Trasimeno				1 1	Pirelli
10	18	<b>CECCHINI Riccardo</b> (Cec)	23 02/11/1993	Urbino	ITA	<b>BMW S 1000 RR</b> 2R Road Racing				18 7	Pirelli
11	19	<b>PUFFE Julian</b> (Puf)	21 01/12/1995	Schleiz	GER	<b>BMW S 1000 RR</b> Althea MF84				15 7	Pirelli
12	21	<b>MARINO Florian</b> (Mar)	24 03/06/1993	Cannes	FRA	<b>Yamaha YZF R1</b> PATA Yamaha Official STK 1000 Team		4	3	12 7	Pirelli
13	23	<b>SANDI Federico</b> (San)	28 12/08/1989	Voghera	ITA	<b>BMW S 1000 RR</b> Berclaz Racing Team			1	26 7	Pirelli
14	32	<b>MOSER Marc</b> (Mos)	24 25/08/1993	Frankfurt Main	GER	<b>Kawasaki ZX-10RR</b> TripleM Racing				37 7	Pirelli
15	34	<b>PINSACH Xavier</b> (Pin)	21 29/05/1996	Porqueres - Girona	ESP	<b>Kawasaki ZX-10RR</b> ETG Racing				5 5	Pirelli
16	41	<b>D'ANNUNZIO Federico</b> (DAn)	25 04/03/1992	Pescara	ITA	<b>BMW S 1000 RR</b> FDA Racing Team				24 6	Pirelli
17	46	<b>CUDEVILLE Maxime</b> (Cud)	26 08/06/1991	Colombes	FRA	<b>Kawasaki ZX-10RR</b> Leader Team Flembbo				7 7	Pirelli
18	51	<b>VIONNET Eric</b> (Vio)	23 24/06/1994	Lausanne	SUI	<b>BMW S 1000 RR</b> Motors Vionnet				18 3	Pirelli
19	54	<b>RAZGATLIOGLU Toprak</b> (Raz)	20 16/10/1996	Sakarya	TUR	<b>Kawasaki ZX-10RR</b> Kawasaki Puccetti Racing	3	6		13 7	Pirelli
20	55	<b>MYKHALCHYK Illia</b> (Myk)	21 17/08/1996	Kyiv	UKR	<b>Kawasaki ZX-10RR</b> TripleM Racing				7 7	Pirelli
21	57	<b>JONES Mike</b> (Jon)	23 25/02/1994	Brisbane	AUS	<b>Ducati Panigale R</b> Aruba.it Racing - Junior Team			1	7 7	Pirelli
22	59	<b>SCHACHT Alex</b> (Sct)	24 24/09/1993	Copenhagen	DEN	<b>Ducati Panigale R</b> EAB Schacht Racing Team				12 7	Pirelli
23	61	<b>TERZIANI Alessio</b> (Ter)	20 10/06/1997	Milano	ITA	<b>Yamaha YZF R1</b> Tucci Racing Team					Pirelli
24	68	<b>SCOTT Glenn</b> (Sco)	26 19/09/1991	Sydney	AUS	<b>Kawasaki ZX-10RR</b> Agro On-Benjan-Kawasaki				7 7	Pirelli
25	70	<b>VITALI Luca</b> (Vit)	25 30/03/1992	Rimini	ITA	<b>Aprilia RSV4 RF</b> Nuova M2 Racing				14 7	Pirelli
26	71	<b>SCHEIB Maximilian</b> (Sch)	22 24/07/1995	Santiago del Chile	CHI	<b>Aprilia RSV4 RF</b> Nuova M2 Racing	1	4		9 7	Pirelli
27	77	<b>TESSELS Wayne</b> (Tes)	23 21/04/1994	Nieuwegein	NED	<b>Kawasaki ZX-10RR</b> Agro On-Benjan-Kawasaki				21 5	Pirelli
28	81	<b>BERNARDI Alex</b> (Ber)	20 02/12/1996	Cattolica	ITA	<b>Yamaha YZF R1</b> TheBlackSheepTeam				7 6	Pirelli
29	90	<b>FINSTERBUSCH Toni</b> (Fin)	24 14/06/1993	Leipzig	GER	<b>Kawasaki ZX-10RR</b> Agro On-Benjan-Kawasaki				12 6	Pirelli

29/09/2017 \* = Wild Card

These data/results cannot be reproduced, stored and/or transmitted in whole or in part by any manner of electronic, mechanical, photocopying, recording, broadcasting or otherwise now known or herein after developed without the previous express consent by the copyright owner, except for reproduction in daily press and regular printed publications on sale to the public within 60 days of the event related to those data/results and always provided that copyright symbol appears together as follows below.

© DORNA WSBK ORGANIZATION Srl 2017

FICR PERUGIA TIMING





### French Round, 29-30 September - 1 October 2017

### Superstock 1000 - Results Free Practice 1st Session

No.	Rider	Nat	Team	Bike	Time	Gap	Rel.	Laps	Speed	
									Avg	Max
1	23 F. SANDI	ITA	Berclaz Racing Team	BMW S 1000 RR	<b>1'40.510</b>			8	157,990	<b>274,8</b>
2	21 F. MARINO	FRA	PATA Yamaha Official STK 1000 Team	Yamaha YZF R1	<b>1'40.915</b>	0.405	0.405	12	157,356	<b>285,0</b>
3	2 R. TAMBURINI	ITA	PATA Yamaha Official STK 1000 Team	Yamaha YZF R1	<b>1'41.134</b>	0.624	0.219	10	157,015	<b>281,3</b>
4	11 J. GUARNONI	FRA	Pedercini Racing Kawasaki	Kawasaki ZX-10RR	<b>1'41.217</b>	0.707	0.083	11	156,887	<b>276,9</b>
5	54 T. RAZGATLIOGLU	TUR	Kawasaki Puccetti Racing	Kawasaki ZX-10RR	<b>1'41.527</b>	1.017	0.310	13	156,408	<b>284,2</b>
6	3 S. SUCHET	SUI	Berclaz Racing Team	BMW S 1000 RR	<b>1'41.579</b>	1.069	0.052	9	156,328	<b>282,7</b>
7	5 M. FACCANI	ITA	Althea BMW Racing Team	BMW S 1000 RR	<b>1'42.091</b>	1.581	0.512	14	155,544	<b>282,7</b>
8	55 I. MYKHALCHYK	UKR	TripleM Racing	Kawasaki ZX-10RR	<b>1'42.272</b>	1.762	0.181	12	155,268	<b>276,2</b>
9	19 J. PUFFE	GER	Althea MF84	BMW S 1000 RR	<b>1'42.420</b>	1.910	0.148	15	155,044	<b>277,6</b>
10	7 M. FRITZ	GER	Bayer-Bikerbox Yamaichi	Yamaha YZF R1	<b>1'42.483</b>	1.973	0.063	14	154,949	<b>274,1</b>
11	12 M. RINALDI	ITA	Aruba.it Racing - Junior Team	Ducati Panigale R	<b>1'42.504</b>	1.994	0.021	12	154,917	<b>275,5</b>
12	41 F. D'ANNUNZIO	ITA	FDA Racing Team	BMW S 1000 RR	<b>1'42.522</b>	2.012	0.018	13	154,890	<b>276,2</b>
13	70 L. VITALI	ITA	Nuova M2 Racing	Aprilia RSV4 RF	<b>1'42.757</b>	2.247	0.235	15	154,535	<b>274,8</b>
14	77 W. TESSELS	NED	Agro On-Benjan-Kawasaki	Kawasaki ZX-10RR	<b>1'43.132</b>	2.622	0.375	15	153,974	<b>274,1</b>
15	51 E. VIONNET	SUI	Motors Vionnet	BMW S 1000 RR	<b>1'43.327</b>	2.817	0.195	10	153,683	<b>281,3</b>
16	34 X. PINSACH	ESP	ETG Racing	Kawasaki ZX-10RR	<b>1'43.376</b>	2.866	0.049	16	153,610	<b>277,6</b>
17	59 A. SCHACHT	DEN	EAB Schacht Racing Team	Ducati Panigale R	<b>1'43.523</b>	3.013	0.147	15	153,392	<b>274,1</b>
18	18 R. CECCHINI	ITA	2R Road Racing	BMW S 1000 RR	<b>1'43.531</b>	3.021	0.008	12	153,380	<b>279,8</b>
19	71 M. SCHEIB	CHI	Nuova M2 Racing	Aprilia RSV4 RF	<b>1'43.943</b>	3.433	0.412	13	152,772	<b>276,9</b>
20	6 E. PUSCEDDU	ITA	D.K.Racing	BMW S 1000 RR	<b>1'44.108</b>	3.598	0.165	13	152,530	<b>273,4</b>
21	90 T. FINSTERBUSCH	GER	Agro On-Benjan-Kawasaki	Kawasaki ZX-10RR	<b>1'44.136</b>	3.626	0.028	14	152,489	<b>276,2</b>
22	57 M. JONES	AUS	Aruba.it Racing - Junior Team	Ducati Panigale R	<b>1'44.219</b>	3.709	0.083	13	152,368	<b>273,4</b>
23	68 G. SCOTT	AUS	Agro On-Benjan-Kawasaki	Kawasaki ZX-10RR	<b>1'44.498</b>	3.988	0.279	14	151,961	<b>276,2</b>
24	46 M. CUDEVILLE	FRA	Leader Team Flembbo	Kawasaki ZX-10RR	<b>1'44.692</b>	4.182	0.194	11	151,679	<b>267,3</b>
25	32 M. MOSER	GER	TripleM Racing	Kawasaki ZX-10RR	<b>1'44.943</b>	4.433	0.251	12	151,316	<b>264,7</b>
26	10 M. BONNOT	FRA	TECMAS	BMW S 1000 RR	<b>1'45.000</b>	4.490	0.057	10	151,234	<b>270,0</b>
27	81 A. BERNARDI	ITA	TheBlackSheepTeam	Yamaha YZF R1	<b>1'45.112</b>	4.602	0.112	13	151,073	<b>262,1</b>
28	61 A. TERZIANI	ITA	Tucci Racing Team	Yamaha YZF R1	<b>1'45.885</b>	5.375	0.773	15	149,970	<b>264,7</b>
29	16 G. RUIJ	ITA	Team Trasimeno	Yamaha YZF R1	<b>1'46.400</b>	5.890	0.515	15	149,244	<b>270,0</b>

Qualifying Lap Time (107% of 1'40.510): **1'47.547**

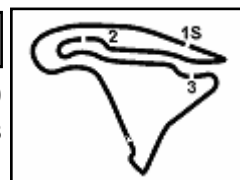
AIR	Humidity:	89%	Temp:	14°C
TRACK	Condition:	Dry	Temp:	17°C

Records	Pole (QP)	2016 L.Mahias	1'39.922	158,920	Km/h
	Race (RC)	2016 T.Razgatioglu	1'39.923	158,920	Km/h
	Circuit (QP)	2016 L.Mahias	1'39.922	158,920	Km/h

Start 29/09/2017 09:00 End 09:31 The results are provisional until the end of the time limit for protests and appeals and the completion of the technical checks.

These data/results cannot be reproduced, stored and/or transmitted in whole or in part by any manner of electronic, mechanical, photocopying, recording, broadcasting or otherwise now known or herein after developed without the previous express consent by the copyright owner, except for reproduction in daily press and regular printed publications on sale to the public within 60 days of the event related to those data/results and always provided that copyright symbol appears together as follows below.

© DORNA WSBK ORGANIZATION Srl 2017



## French Round, 29-30 September - 1 October 2017

### Superstock 1000 - Results Free Practice 1st Session

#### Session Highlights

Local Time	No. Rider	Description
09.00.00		Start
09.01.49	10 M. BONNOT	On the Gravel - Turn 5
09.02.49	21 F. MARINO	Check Transponder
09.02.50	51 E. VIONNET	Check Transponder
09.09.37	51 E. VIONNET	BLACK FLAG
09.15.09	54 T. RAZGATLIOGLU	Lap Cancelled - Exceeded Track Limits - Turn 6
09.15.53	51 E. VIONNET	Allowed to continue the practice
09.18.08	2 R. TAMBURINI	Lap Cancelled - Exceeded Track Limits - Turn 6
09.23.55	57 M. JONES	Lap Cancelled - Exceeded Track Limits - Turn 6
09.25.06	5 M. FACCANI	Lap Cancelled - Exceeded Track Limits - Turn 6
09.29.49	18 R. CECCHINI	Technical Problem - Turn 5
09.29.55	81 A. BERNARDI	Lap Cancelled - Exceeded Track Limits - Turn 11
09.31.50		End Of Session

#### Fastest Laps Sequence

No. Rider	Nat	Team	Bike	Local Time	Time	Gap	Avg
54 T. RAZGATLIOGLU	TUR	Kawasaki Puccetti Racing	Kawasaki ZX-10RR	09:03'53.016	<b>1'49.412</b>		145,136
34 X. PINSACH	ESP	ETG Racing	Kawasaki ZX-10RR	09:04'03.963	<b>1'47.635</b>	-1.777	147,532
71 M. SCHEIB	CHI	Nuova M2 Racing	Aprilia RSV4 RF	09:04'04.348	<b>1'47.613</b>	-0.022	147,562
70 L. VITALI	ITA	Nuova M2 Racing	Aprilia RSV4 RF	09:04'05.351	<b>1'46.927</b>	-0.686	148,509
77 W. TESSELS	NED	Agro On-Benjan-Kawasaki	Kawasaki ZX-10RR	09:04'09.691	<b>1'46.914</b>	-0.013	148,527
12 M. RINALDI	ITA	Aruba.it Racing - Junior Team	Ducati Panigale R	09:04'59.965	<b>1'46.824</b>	-0.090	148,652
11 J. GUARNONI	FRA	Pedercini Racing Kawasaki	Kawasaki ZX-10RR	09:05'07.754	<b>1'45.315</b>	-1.509	150,782
21 F. MARINO	FRA	PATA Yamaha Official STK 1000 Team	Yamaha YZF R1	09:05'22.456	<b>1'43.711</b>	-1.604	153,114
11 J. GUARNONI	FRA	Pedercini Racing Kawasaki	Kawasaki ZX-10RR	09:06'50.421	<b>1'42.667</b>	-1.044	154,671
21 F. MARINO	FRA	PATA Yamaha Official STK 1000 Team	Yamaha YZF R1	09:07'04.455	<b>1'41.999</b>	-0.668	155,684
21 F. MARINO	FRA	PATA Yamaha Official STK 1000 Team	Yamaha YZF R1	09:08'46.220	<b>1'41.765</b>	-0.234	156,042
11 J. GUARNONI	FRA	Pedercini Racing Kawasaki	Kawasaki ZX-10RR	09:10'14.604	<b>1'41.590</b>	-0.175	156,311
11 J. GUARNONI	FRA	Pedercini Racing Kawasaki	Kawasaki ZX-10RR	09:13'38.200	<b>1'41.380</b>	-0.210	156,634
23 F. SANDI	ITA	Berclaz Racing Team	BMW S 1000 RR	09:18'56.804	<b>1'41.141</b>	-0.239	157,005
21 F. MARINO	FRA	PATA Yamaha Official STK 1000 Team	Yamaha YZF R1	09:20'15.957	<b>1'40.915</b>	-0.226	157,356
23 F. SANDI	ITA	Berclaz Racing Team	BMW S 1000 RR	09:22'20.368	<b>1'40.510</b>	-0.405	157,990

Start 29/09/2017 09:00 End 09:31 The results are provisional until the end of the time limit for protests and appeals and the completion of the technical checks.

These data/results cannot be reproduced, stored and/or transmitted in whole or in part by any manner of electronic, mechanical, photocopying, recording, broadcasting or otherwise now known or herein after developed without the previous express consent by the copyright owner, except for reproduction in daily press and regular printed publications on sale to the public within 60 days of the event related to those data/results and always provided that copyright symbol appears together as follows below.

© DORNA WSBK ORGANIZATION Srl 2017

### French Round, 29-30 September - 1 October 2017

#### Superstock 1000 - Best Sector & Speed Free Practice 1st Session

BEST LAP			
1	23 F. SANDI	BMW S 1000 RR	1'40.510
2	21 F. MARINO	Yamaha YZF R1	1'40.915
3	2 R. TAMBURINI	Yamaha YZF R1	1'41.134
4	11 J. GUARNONI	Kawasaki ZX-10RR	1'41.217
5	54 T. RAZGATLIOGLU	Kawasaki ZX-10RR	1'41.527
6	3 S. SUCHET	BMW S 1000 RR	1'41.579
7	5 M. FACCANI	BMW S 1000 RR	1'42.091
8	55 I. MYKHALCHYK	Kawasaki ZX-10RR	1'42.272
9	19 J. PUFFE	BMW S 1000 RR	1'42.420
10	7 M. FRITZ	Yamaha YZF R1	1'42.483
11	12 M. RINALDI	Ducati Panigale R	1'42.504
12	41 F. D'ANNUNZIO	BMW S 1000 RR	1'42.522
13	70 L. VITALI	Aprilia RSV4 RF	1'42.757
14	77 W. TESSELS	Kawasaki ZX-10RR	1'43.132
15	51 E. VIONNET	BMW S 1000 RR	1'43.327
16	34 X. PINSACH	Kawasaki ZX-10RR	1'43.376
17	59 A. SCHACHT	Ducati Panigale R	1'43.523
18	18 R. CECCHINI	BMW S 1000 RR	1'43.531
19	71 M. SCHEIB	Aprilia RSV4 RF	1'43.943
20	6 E. PUSCEDDU	BMW S 1000 RR	1'44.108
21	90 T. FINSTERBUSCH	Kawasaki ZX-10RR	1'44.136
22	57 M. JONES	Ducati Panigale R	1'44.219
23	68 G. SCOTT	Kawasaki ZX-10RR	1'44.498
24	46 M. CUDEVILLE	Kawasaki ZX-10RR	1'44.692
25	32 M. MOSER	Kawasaki ZX-10RR	1'44.943
26	10 M. BONNOT	BMW S 1000 RR	1'45.000
27	81 A. BERNARDI	Yamaha YZF R1	1'45.112
28	61 A. TERZIANI	Yamaha YZF R1	1'45.885
29	16 G. RUIU	Yamaha YZF R1	1'46.400

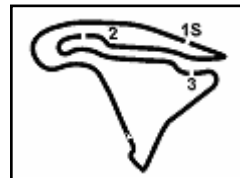
SPEED			
1	21 F. MARINO	Yamaha YZF R1	285,0
2	54 T. RAZGATLIOGLU	Kawasaki ZX-10RR	284,2
3	5 M. FACCANI	BMW S 1000 RR	282,7
4	3 S. SUCHET	BMW S 1000 RR	282,7
5	2 R. TAMBURINI	Yamaha YZF R1	281,3
6	51 E. VIONNET	BMW S 1000 RR	281,3
7	18 R. CECCHINI	BMW S 1000 RR	279,8
8	19 J. PUFFE	BMW S 1000 RR	277,6
9	34 X. PINSACH	Kawasaki ZX-10RR	277,6
10	11 J. GUARNONI	Kawasaki ZX-10RR	276,9
11	71 M. SCHEIB	Aprilia RSV4 RF	276,9
12	41 F. D'ANNUNZIO	BMW S 1000 RR	276,2
13	55 I. MYKHALCHYK	Kawasaki ZX-10RR	276,2
14	68 G. SCOTT	Kawasaki ZX-10RR	276,2
15	90 T. FINSTERBUSCH	Kawasaki ZX-10RR	276,2
16	12 M. RINALDI	Ducati Panigale R	275,5
17	23 F. SANDI	BMW S 1000 RR	274,8
18	70 L. VITALI	Aprilia RSV4 RF	274,8
19	7 M. FRITZ	Yamaha YZF R1	274,1
20	77 W. TESSELS	Kawasaki ZX-10RR	274,1
21	59 A. SCHACHT	Ducati Panigale R	274,1
22	6 E. PUSCEDDU	BMW S 1000 RR	273,4
23	57 M. JONES	Ducati Panigale R	273,4
24	16 G. RUIU	Yamaha YZF R1	270,0
25	10 M. BONNOT	BMW S 1000 RR	270,0
26	46 M. CUDEVILLE	Kawasaki ZX-10RR	267,3
27	32 M. MOSER	Kawasaki ZX-10RR	264,7
28	61 A. TERZIANI	Yamaha YZF R1	264,7
29	81 A. BERNARDI	Yamaha YZF R1	262,1

SEG. 1			SEG. 2			SEG. 3			SEG. 4		
1	2 R. TAMBURINI	29.940	1	23 F. SANDI	22.090	1	23 F. SANDI	22.668	1	23 F. SANDI	25.468
2	21 F. MARINO	29.946	2	21 F. MARINO	22.123	2	11 J. GUARNONI	22.715	2	21 F. MARINO	25.651
3	3 S. SUCHET	30.179	3	3 S. SUCHET	22.137	3	2 R. TAMBURINI	22.847	3	11 J. GUARNONI	25.693
4	23 F. SANDI	30.188	4	5 M. FACCANI	22.141	4	55 I. MYKHALCHYK	22.927	4	3 S. SUCHET	25.756
5	5 M. FACCANI	30.242	5	54 T. RAZGATLIOGLU	22.189	5	21 F. MARINO	22.967	5	2 R. TAMBURINI	25.781
6	11 J. GUARNONI	30.252	6	11 J. GUARNONI	22.266	6	19 J. PUFFE	23.133	6	54 T. RAZGATLIOGLU	25.801
7	54 T. RAZGATLIOGLU	30.265	7	19 J. PUFFE	22.364	7	70 L. VITALI	23.139	7	41 F. D'ANNUNZIO	25.921
8	19 J. PUFFE	30.340	8	70 L. VITALI	22.410	8	54 T. RAZGATLIOGLU	23.151	8	12 M. RINALDI	25.963
9	12 M. RINALDI	30.393	9	51 E. VIONNET	22.431	9	77 W. TESSELS	23.176	9	7 M. FRITZ	25.990
10	70 L. VITALI	30.423	10	2 R. TAMBURINI	22.456	10	5 M. FACCANI	23.212	10	5 M. FACCANI	25.991
11	55 I. MYKHALCHYK	30.476	11	7 M. FRITZ	22.473	11	18 R. CECCHINI	23.220	11	55 I. MYKHALCHYK	26.004
12	41 F. D'ANNUNZIO	30.608	12	41 F. D'ANNUNZIO	22.505	12	3 S. SUCHET	23.268	12	77 W. TESSELS	26.182
13	57 M. JONES	30.630	13	55 I. MYKHALCHYK	22.568	13	7 M. FRITZ	23.273	13	19 J. PUFFE	26.195
14	90 T. FINSTERBUSCH	30.676	14	90 T. FINSTERBUSCH	22.593	14	12 M. RINALDI	23.311	14	70 L. VITALI	26.196
15	34 X. PINSACH	30.685	15	12 M. RINALDI	22.619	15	41 F. D'ANNUNZIO	23.348	15	57 M. JONES	26.264
16	7 M. FRITZ	30.706	16	18 R. CECCHINI	22.621	16	51 E. VIONNET	23.462	16	34 X. PINSACH	26.266
17	71 M. SCHEIB	30.717	17	71 M. SCHEIB	22.690	17	34 X. PINSACH	23.502	17	59 A. SCHACHT	26.309
18	77 W. TESSELS	30.798	18	77 W. TESSELS	22.712	18	71 M. SCHEIB	23.511	18	18 R. CECCHINI	26.329
19	59 A. SCHACHT	30.843	19	34 X. PINSACH	22.722	19	59 A. SCHACHT	23.516	19	51 E. VIONNET	26.446
20	68 G. SCOTT	30.959	20	59 A. SCHACHT	22.784	20	57 M. JONES	23.552	20	6 E. PUSCEDDU	26.468
21	51 E. VIONNET	30.988	21	6 E. PUSCEDDU	22.835	21	6 E. PUSCEDDU	23.561	21	71 M. SCHEIB	26.529
22	32 M. MOSER	30.995	22	46 M. CUDEVILLE	22.978	22	81 A. BERNARDI	23.675	22	46 M. CUDEVILLE	26.647
23	18 R. CECCHINI	31.015	23	68 G. SCOTT	22.995	23	32 M. MOSER	23.680	23	68 G. SCOTT	26.712
24	81 A. BERNARDI	31.115	24	10 M. BONNOT	23.088	24	68 G. SCOTT	23.681	24	81 A. BERNARDI	26.722
25	10 M. BONNOT	31.146	25	57 M. JONES	23.177	25	10 M. BONNOT	23.704	25	10 M. BONNOT	26.772
26	46 M. CUDEVILLE	31.152	26	32 M. MOSER	23.186	26	46 M. CUDEVILLE	23.708	26	32 M. MOSER	26.801
27	61 A. TERZIANI	31.155	27	81 A. BERNARDI	23.265	27	90 T. FINSTERBUSCH	23.761	27	90 T. FINSTERBUSCH	26.910
28	6 E. PUSCEDDU	31.244	28	61 A. TERZIANI	23.338	28	61 A. TERZIANI	24.114	28	61 A. TERZIANI	27.077
29	16 G. RUIU	31.470	29	16 G. RUIU	23.532	29	16 G. RUIU	24.192	29	16 G. RUIU	27.104

29/09/2017

These data/results cannot be reproduced, stored and/or transmitted in whole or in part by any manner of electronic, mechanical, photocopying, recording, broadcasting or otherwise now known or herein after developed without the previous express consent by the copyright owner, except for reproduction in daily press and regular printed publications on sale to the public within 60 days of the event related to those data/results and always provided that copyright symbol appears together as follows below.

© DORNA WSBK ORGANIZATION Srl 2017



Magny-Cours 4.411 m

### French Round, 29-30 September - 1 October 2017

#### Superstock 1000 - Ideal Times Free Practice 1st Session

Rider No.	Nat	Bike	Seg. 1 Diff. 1	Seg. 2 Diff. 2	Seg. 3 Diff. 3	Seg. 4 Diff. 4	Ideal Time		
							Best Lap	Pos.	Diff.
1	23 F. SANDI	ITA BMW S 1000 RR	30.188	<b>22.090</b>	<b>22.668</b> 0.096	<b>25.468</b>	<b>1'40.414</b> 1'40.510	1	0.096
2	21 F. MARINO	FRA Yamaha YZF R1	29.946 0.157	22.123 0.071	22.967	25.651	<b>1'40.687</b> 1'40.915	2	0.228
3	11 J. GUARNONI	FRA Kawasaki ZX-10RR	30.252	22.266 0.016	22.715 0.176	25.693 0.099	<b>1'40.926</b> 1'41.217	4	0.291
4	2 R. TAMBURINI	ITA Yamaha YZF R1	<b>29.940</b>	22.456 0.044	22.847	25.781 0.066	<b>1'41.024</b> 1'41.134	3	0.110
5	3 S. SUCHET	SUI BMW S 1000 RR	30.179	22.137	23.268 0.093	25.756 0.146	<b>1'41.340</b> 1'41.579	6	0.239
6	54 T. RAZGATLIOGLU	TUR Kawasaki ZX-10RR	30.265	22.189	23.151	25.801 0.121	<b>1'41.406</b> 1'41.527	5	0.121
7	5 M. FACCANI	ITA BMW S 1000 RR	30.242 0.138	22.141 0.260	23.212 0.055	25.991 0.052	<b>1'41.586</b> 1'42.091	7	0.505
8	55 I. MYKHALCHYK	UKR Kawasaki ZX-10RR	30.476	22.568 0.011	22.927	26.004 0.286	<b>1'41.975</b> 1'42.272	8	0.297
9	19 J. PUFFE	GER BMW S 1000 RR	30.340 0.086	22.364 0.168	23.133 0.086	26.195 0.048	<b>1'42.032</b> 1'42.420	9	0.388
10	70 L. VITALI	ITA Aprilia RSV4 RF	30.423 0.273	22.410 0.159	23.139 0.119	26.196 0.038	<b>1'42.168</b> 1'42.757	13	0.589
11	12 M. RINALDI	ITA Ducati Panigale R	30.393 0.033	22.619 0.121	23.311 0.038	25.963 0.026	<b>1'42.286</b> 1'42.504	11	0.218
12	41 F. D'ANNUNZIO	ITA BMW S 1000 RR	30.608 0.014	22.505 0.046	23.348 0.080	25.921	<b>1'42.382</b> 1'42.522	12	0.140
13	7 M. FRITZ	GER Yamaha YZF R1	30.706	22.473 0.041	23.273	25.990	<b>1'42.442</b> 1'42.483	10	0.041
14	77 W. TESSELS	NED Kawasaki ZX-10RR	30.798	22.712 0.264	23.176	26.182	<b>1'42.868</b> 1'43.132	14	0.264
15	34 X. PINSACH	ESP Kawasaki ZX-10RR	30.685 0.073	22.722	23.502	26.266 0.128	<b>1'43.175</b> 1'43.376	16	0.201
16	18 R. CECCHINI	ITA BMW S 1000 RR	31.015 0.188	22.621 0.102	23.220	26.329 0.056	<b>1'43.185</b> 1'43.531	18	0.346
17	51 E. VIONNET	SUI BMW S 1000 RR	30.988	22.431	23.462	26.446	<b>1'43.327</b> 1'43.327	15	
18	71 M. SCHEIB	CHI Aprilia RSV4 RF	30.717 0.391	22.690	23.511	26.529 0.105	<b>1'43.447</b> 1'43.943	19	0.496
19	59 A. SCHACHT	DEN Ducati Panigale R	30.843	22.784 0.071	23.516	26.309	<b>1'43.452</b> 1'43.523	17	0.071
20	57 M. JONES	AUS Ducati Panigale R	30.630	23.177 0.451	23.552 0.145	26.264	<b>1'43.623</b> 1'44.219	22	0.596
21	90 T. FINSTERBUSCH	GER Kawasaki ZX-10RR	30.676 0.044	22.593	23.761 0.152	26.910	<b>1'43.940</b> 1'44.136	21	0.196
22	6 E. PUSCEDDU	ITA BMW S 1000 RR	31.244	22.835	23.561	26.468	<b>1'44.108</b> 1'44.108	20	
23	68 G. SCOTT	AUS Kawasaki ZX-10RR	30.959	22.995 0.151	23.681	26.712	<b>1'44.347</b> 1'44.498	23	0.151
24	46 M. CUDEVILLE	FRA Kawasaki ZX-10RR	31.152	22.978	23.708 0.134	26.647 0.073	<b>1'44.485</b> 1'44.692	24	0.207
25	32 M. MOSER	GER Kawasaki ZX-10RR	30.995	23.186 0.136	23.680 0.145	26.801	<b>1'44.662</b> 1'44.943	25	0.281
26	10 M. BONNOT	FRA BMW S 1000 RR	31.146	23.088	23.704 0.280	26.772 0.010	<b>1'44.710</b> 1'45.000	26	0.290
27	81 A. BERNARDI	ITA Yamaha YZF R1	31.115 0.097	23.265 0.047	23.675 0.191	26.722	<b>1'44.777</b> 1'45.112	27	0.335
28	61 A. TERZIANI	ITA Yamaha YZF R1	31.155	23.338 0.052	24.114 0.098	27.077 0.051	<b>1'45.684</b> 1'45.885	28	0.201
29	16 G. RUIU	ITA Yamaha YZF R1	31.470	23.532 0.023	24.192	27.104 0.079	<b>1'46.298</b> 1'46.400	29	0.102
<b>Overall Ideal Time</b>			29.940	22.090	22.668	25.468	<b>1'40.166</b>		

29/09/2017

These data/results cannot be reproduced, stored and/or transmitted in whole or in part by any manner of electronic, mechanical, photocopying, recording, broadcasting or otherwise now known or herein after developed without the previous express consent by the copyright owner, except for reproduction in daily press and regular printed publications on sale to the public within 60 days of the event related to those data/results and always provided that copyright symbol appears together as follows below.

© DORNA WSBK ORGANIZATION Srl 2017

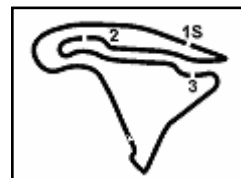
**FICR PERUGIA TIMING**


Official Tyre Supplier



Official Timekeeper




**2.5**
**STK1000**
**120/08**


Magny-Cours 4.411 m

### French Round, 29-30 September - 1 October 2017

#### Superstock 1000 - Chronological Analysis Free Practice 1st Session

**1 / 4**

1° 23 F. SANDI (1'40.510)							
Lap	Seg.1	Seg.2	Seg.3	Seg.4	Lap Time	km/h	Local Time
1							9:09'48.350
2	54.731	27.421	25.664	27.340	2'15.156P	237,4	9:12'03.506
3	30.844	22.398	23.176	26.876	1'43.294	270,7	9:13'46.800
4	30.635	22.405	22.904	26.192	1'42.136	272,7	9:15'28.936
5	32.906	24.673	23.159	25.989	1'46.727	205,3	9:17'15.663
6	30.279	22.328	<b>22.668</b>	25.866	1'41.141	272,7	9:18'56.804
7	30.197	22.283	23.725	26.849	1'43.054	274,1	9:20'39.858
8	<b>30.188</b>	<b>22.090</b>	22.764	<b>25.468</b>	<b>1'40.510</b>	270,7	9:22'20.368
9	30.464	22.367	23.008	28.913	1'44.752P	<b>274,8</b>	9:24'05.120

2° 21 F. MARINO (1'40.915)							
Lap	Seg.1	Seg.2	Seg.3	Seg.4	Lap Time	km/h	Local Time
1			23.862	26.873			9:03'38.745
2	31.190	22.664	23.420	26.437	1'43.711	280,5	9:05'22.456
3	30.472	22.521	23.210	25.796	1'41.999	277,6	9:07'04.455
4	30.238	22.204	23.100	26.223	1'41.765	282,0	9:08'46.220
5	31.592	23.137	24.603	27.934	1'47.266P	277,6	9:10'33.486
6	5'07.036	22.639	23.463	26.760	6'19.898P	276,2	9:16'53.384
7	30.213	22.259	23.155	26.031	1'41.658	280,5	9:18'35.042
8	30.103	22.194	<b>22.967</b>	<b>25.651</b>	<b>1'40.915</b>	283,5	9:20'15.957
9	30.029	<b>22.123</b>	22.973	26.244	1'41.369	282,0	9:21'57.326
10	30.457	22.461	23.672	28.275	1'44.865P	280,5	9:23'42.191
11	2'22.017	24.302	23.770	27.293	3'37.382P	253,5	9:27'19.573
12	30.210	22.215	22.984	25.813	1'41.222	<b>285,0</b>	9:29'00.795
13	<b>29.946</b>	22.611	23.220	25.798	1'41.575	281,3	9:30'42.370

3° 2 R. TAMBURINI (1'41.134)							
Lap	Seg.1	Seg.2	Seg.3	Seg.4	Lap Time	km/h	Local Time
1		29.916	30.797	35.781		190,1	9:02'21.979
2	40.654	29.009	30.202	34.560	2'14.425P	197,8	9:04'36.404
3	6'05.896	27.514	25.485	27.222	7'26.117P	241,1	9:12'02.521
4	30.794	24.362	25.229	26.569	1'46.954	274,8	9:13'49.475
5	30.507	22.897	23.233	26.053	1'42.690	265,4	9:15'32.165
6	30.204	22.843	23.099	25.944	1'42.090	268,0	9:17'14.255
7	30.627	25.459	26.292	30.109	1'52.487CP	255,3	9:19'06.742
8	5'05.059	25.993	24.122	27.326	6'22.500P	242,2	9:25'29.242
9	30.156	22.513	22.922	25.915	1'41.506	<b>281,3</b>	9:27'10.748
10	<b>29.940</b>	22.500	<b>22.847</b>	25.847	<b>1'41.134</b>	272,7	9:28'51.882
11	29.974	<b>22.456</b>	22.947	<b>25.781</b>	1'41.158	271,4	9:30'33.040

4° 11 J. GUARNONI (1'41.217)							
Lap	Seg.1	Seg.2	Seg.3	Seg.4	Lap Time	km/h	Local Time
1		26.871	25.880	27.709		221,3	9:03'22.439
2	31.420	23.485	23.677	26.733	1'45.315	274,8	9:05'07.754
3	30.652	22.623	23.224	26.168	1'42.667	276,2	9:06'50.421
4	30.845	22.690	22.998	26.060	1'42.593	268,7	9:08'33.014
5	30.356	22.302	22.886	26.046	1'41.590	274,8	9:10'14.604
6	30.478	22.566	23.067	26.105	1'42.216	266,0	9:11'56.820
7	30.429	<b>22.266</b>	22.883	25.802	1'41.380	<b>276,9</b>	9:13'38.200
8	31.069	24.633	24.868	29.917	1'50.487P	244,9	9:15'28.687
9	8'39.486	23.749	24.122	26.466	9'53.823P	250,6	9:25'22.510
10	31.376	23.139	24.134	25.997	1'44.646	264,1	9:27'07.156
11	<b>30.252</b>	22.282	22.891	25.792	<b>1'41.217</b>	<b>276,9</b>	9:28'48.373
12	30.360	22.493	<b>22.715</b>	<b>25.693</b>	1'41.261	266,0	9:30'29.634

5° 54 T. RAZGATLIOGLU (1'41.527)							
Lap	Seg.1	Seg.2	Seg.3	Seg.4	Lap Time	km/h	Local Time
1		25.228	27.089	28.036		255,3	9:02'03.604
2	31.815	24.079	25.387	28.131	1'49.412	282,7	9:03'53.016
3	31.301	24.518	24.584	26.591	1'46.994	<b>284,2</b>	9:05'40.010
4	30.994	23.224	24.281	26.304	1'44.803	278,4	9:07'24.813
5	30.439	22.933	23.672	26.230	1'43.274	274,8	9:09'08.087

6	30.932	22.894	23.687	27.219	1'44.732	264,7	9:10'52.819
7	30.497	22.682	23.537	26.122	1'42.838	272,7	9:12'35.657
8	30.475	22.517	23.239	26.099	1'42.330	282,0	9:14'17.987
9	30.777	23.631	30.201	29.607	1'54.216CP	281,3	9:16'12.203
10	7'15.482	22.896	23.706	25.982	8'28.066P	264,1	9:24'40.269
11	30.361	22.366	23.407	25.873	1'42.007	279,1	9:26'22.276
12	30.343	22.297	23.180	<b>25.801</b>	1'41.621	278,4	9:28'03.897
13	<b>30.265</b>	<b>22.189</b>	<b>23.151</b>	25.922	<b>1'41.527</b>	<b>284,2</b>	9:29'45.424
14	30.388	22.418	23.201	26.158	1'42.165	280,5	9:31'27.589

6° 3 S. SUCHET (1'41.579)							
Lap	Seg.1	Seg.2	Seg.3	Seg.4	Lap Time	km/h	Local Time
1							9:09'14.112
2	46.576	24.808	24.466	26.883	2'02.733P	244,3	9:11'16.845
3	30.789	22.981	23.664	26.426	1'43.860	276,2	9:13'00.705
4	30.367	22.420	23.705	29.605	1'46.097P	276,2	9:14'46.802
5	4'38.801	23.344	23.661	26.363	5'52.169P	260,2	9:20'38.971
6	30.567	22.511	23.538	25.870	1'42.486	276,2	9:22'21.457
7	30.315	22.540	<b>23.268</b>	25.871	1'41.994	264,7	9:24'03.451
8	30.331	22.414	23.355	<b>25.756</b>	1'41.856	273,4	9:25'45.307
9	<b>30.179</b>	<b>22.137</b>	23.361	25.902	<b>1'41.579</b>	<b>282,7</b>	9:27'26.886
10	31.464	23.529	24.517	29.282	1'48.792P	270,7	9:29'15.678

7° 5 M. FACCANI (1'42.091)							
Lap	Seg.1	Seg.2	Seg.3	Seg.4	Lap Time	km/h	Local Time
1		25.865	25.568	27.915		239,5	9:03'38.540
2	31.608	23.018	23.370	26.547	1'44.543	257,1	9:05'23.083
3	30.496	23.030	23.336	26.068	1'42.930	271,4	9:07'06.013
4	30.528	<b>22.141</b>	<b>23.212</b>	26.635	1'42.516	282,0	9:08'48.529
5	30.614	22.530	23.396	26.246	1'42.786	277,6	9:10'31.315
6	31.453	22.281	23.295	26.231	1'43.260	277,6	9:12'14.575
7	30.497	22.956	24.282	26.471	1'44.206	<b>282,7</b>	9:13'58.781
8	30.380	22.401	23.267	26.043	<b>1'42.091</b>	279,1	9:15'40.872
9	32.144	23.537	24.226	32.288	1'52.195P	266,7	9:17'33.067
10	3'43.617	23.326	23.776	26.222	4'56.941P	256,5	9:22'30.008
11	30.571	22.471	23.282	<b>25.991</b>	1'42.315	276,9	9:24'12.323
12	32.454	26.057	26.157	26.160	1'50.828C	272,0	9:26'03.151
13	<b>30.242</b>	22.539	23.726	26.109	1'42.616	281,3	9:27'45.767
14	30.312	22.683	23.345	26.118	1'42.458	272,0	9:29'28.225
15	30.243	22.231	23.283	26.490	1'42.247	278,4	9:31'10.472

8° 55 I. MYKHALCHYK (1'42.272)							
Lap	Seg.1	Seg.2	Seg.3	Seg.4	Lap Time	km/h	Local Time
1		25.151	25.504	28.347		246,6	9:02'30.075
2	32.915	24.881	24.741	27.213	1'49.750	202,6	9:04'19.825
3	31.457	23.599	23.816	26.683	1'45.555	264,7	9:06'05.380
4	30.879	22.930	23.353	26.598	1'43.760	275,5	9:07'49.140
5	30.809	22.733	23.155	26.202	1'42.899	275,5	9:09'32.039
6	30.710	23.362	24.369	26.738	1'45.179	262,1	9:11'17.218
7	30.561	22.962	23.076	26.273	1'42.872	<b>276,2</b>	9:13'00.090
8	<b>30.476</b>	22.579	<b>22.927</b>	26.290	<b>1'42.272</b>	274,8	9:14'42.362
9	30.481	23.357	23.313	26.270	1'43.421	258,4	9:16'25.783
10	30.708	22.655	23.080	<b>26.004</b>	1'42.447	273,4	9:18'08.230
11	30.851	<b>22.568</b>	23.219	28.742	1'45.380P	270,7	9:19'53.610
12	7'37.934	23.584	23.796	26.816	8'52.130P	255,3	9:28'45.740
13	30.813	22.833	23.217	26.238	1'43.101	272,7	9:30'28.841

9° 19 J. PUFFE (1'42.420)							
Lap	Seg.1	Seg.2	Seg.3	Seg.4	Lap Time	km/h	Local Time
1		26.855	26.807	29.300		229,3	9:02'06.955
2	32.406	24.077	25.358	28.053	1'49.894	264,7	9:03'56.849
3	31.884	23.769	24.441	27.149	1'47.243	259,6	9:05'44.092
4	31.111	23.168	23.811	27.256	1'45.346	267,3	9:07'29.438
5	30.779	22.814	23.690	26.865	1'44.148	268,0	9:09'13.586

29/09/2017

**P = Pits In/Out - C = Lap-Time Cancelled**

These data/results cannot be reproduced, stored and/or transmitted in whole or in part by any manner of electronic, mechanical, photocopying, recording, broadcasting or otherwise now known or herein after developed without the previous express consent by the copyright owner, except for reproduction in daily press and regular printed publications on sale to the public within 60 days of the event related to those data/results and always provided that copyright symbol appears together as follows below.

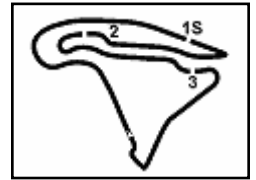
© DORNA WSBK ORGANIZATION Srl 2017

**PIRELLI PERUGIA TIMING**


Official Tyre Supplier



Official Timekeeper



### French Round, 29-30 September - 1 October 2017

#### Superstock 1000 - Chronological Analysis Free Practice 1st Session

Lap	Seg.1	Seg.2	Seg.3	Seg.4	Lap Time	km/h	Local Time
6	30.663	22.640	23.619	26.769	1'43.691	272,0	9:10'57.277
7	30.688	22.802	23.482	26.456	1'43.428	266,7	9:12'40.705
8	30.529	22.722	23.599	26.465	1'43.315	268,0	9:14'24.020
9	30.710	26.259	24.966	30.224	1'52.159P	262,8	9:16'16.179
10	3'02.592	23.263	26.433	26.440	4'18.728P	258,4	9:20'34.907
11	30.525	<b>22.364</b>	23.299	26.326	1'42.514	<b>277,6</b>	9:22'17.421
12	<b>30.340</b>	22.686	23.462	27.077	1'43.565	270,0	9:24'00.986
13	33.903	24.170	25.117	27.524	1'50.714	256,5	9:25'51.700
14	30.475	22.628	<b>23.133</b>	26.294	1'42.530	273,4	9:27'34.230
15	30.426	22.532	23.219	26.243	<b>1'42.420</b>	274,8	9:29'16.650
16	30.553	22.440	23.275	<b>26.195</b>	1'42.463	274,8	9:30'59.113

Lap	Seg.1	Seg.2	Seg.3	Seg.4	Lap Time	km/h	Local Time
1							9:00'05.540
2	53.755	25.292	25.457	28.380	2'12.884P	222,2	9:02'18.424
3	31.946	23.921	24.150	26.910	1'46.927	234,3	9:04'05.351
4	31.284	23.339	23.698	26.730	1'45.051	243,8	9:05'50.402
5	31.080	29.026	25.192	29.382	1'54.680	233,3	9:07'45.082
6	30.601	22.965	23.503	26.554	1'43.623	257,8	9:09'28.705
7	31.086	22.808	23.435	26.418	1'43.747	247,7	9:11'12.452
8	30.590	22.743	23.532	26.394	1'43.259	254,7	9:12'55.711
9	<b>30.423</b>	22.764	23.561	26.376	1'43.124	257,1	9:14'38.835
10	32.409	22.557	23.487	26.979	1'45.432	264,1	9:16'24.267
11	30.696	22.569	23.258	26.234	<b>1'42.757</b>	272,7	9:18'07.024
12	30.922	<b>22.410</b>	24.278	30.220	1'47.830P	269,3	9:19'54.854
13	3'41.271	23.176	23.632	26.735	4'54.814P	247,1	9:24'49.668
14	30.778	22.788	23.375	28.945	1'45.886P	<b>274,8</b>	9:26'35.554
15	1'43.226	22.772	23.163	26.240	2'55.401P	272,0	9:29'30.955
16	30.605	22.824	<b>23.139</b>	<b>26.196</b>	1'42.764	268,0	9:31'13.719

10° 7 M. FRITZ (1'42.483)							
Lap	Seg.1	Seg.2	Seg.3	Seg.4	Lap Time	km/h	Local Time
1		25.834	25.805	28.835		226,4	9:02'26.175
2	32.264	23.503	24.522	27.005	1'47.294	257,8	9:04'13.469
3	31.222	23.100	23.966	27.264	1'45.552	262,1	9:05'59.021
4	31.150	22.990	23.966	26.821	1'44.927	<b>274,1</b>	9:07'43.948
5	30.933	23.093	23.792	26.453	1'44.271	269,3	9:09'28.219
6	30.919	22.805	23.788	26.392	1'43.904	260,9	9:11'12.123
7	30.770	22.686	23.487	26.290	1'43.233	268,7	9:12'55.356
7	30.724	22.729	23.358	26.422	1'43.233	267,3	9:14'38.589
8	33.323	25.487	24.078	26.543	1'49.431	251,7	9:16'28.020
9	30.724	<b>22.473</b>	23.406	26.326	1'42.929	271,4	9:18'10.949
10	<b>30.706</b>	22.865	23.424	26.559	1'43.554	263,4	9:19'54.503
11	30.826	22.618	23.408	26.336	1'43.188	264,1	9:21'37.691
12	31.731	23.682	24.791	30.766	1'50.970P	254,1	9:23'28.661
13	5'07.471	23.357	23.699	26.542	6'21.069P	239,5	9:29'49.730
14	<b>30.706</b>	22.514	<b>23.273</b>	<b>25.990</b>	<b>1'42.483</b>	270,0	9:31'32.213

14° 77 W. TESSELS (1'43.132)							
Lap	Seg.1	Seg.2	Seg.3	Seg.4	Lap Time	km/h	Local Time
1							9:00'10.506
2	52.603	25.272	25.209	29.187	2'12.271P	248,8	9:02'22.777
3	32.233	23.806	24.202	26.673	1'46.914	254,7	9:04'09.691
4	31.334	22.896	23.625	26.786	1'44.641	261,5	9:05'54.332
5	31.201	22.961	23.545	26.470	1'44.177	265,4	9:07'38.509
6	30.916	23.510	23.591	26.788	1'44.805	<b>274,1</b>	9:09'23.314
7	30.989	23.058	23.568	26.604	1'44.219	250,6	9:11'07.533
8	31.002	23.117	23.465	26.679	1'44.263	246,6	9:12'51.796
9	31.417	23.447	23.993	30.929	1'49.786P	236,8	9:14'41.582
10	5'12.498	23.521	24.078	26.652	6'26.749P	242,2	9:21'08.331
11	30.848	22.976	23.342	26.427	1'43.593	268,7	9:22'51.924
12	31.001	<b>22.712</b>	23.495	26.354	1'43.562	267,3	9:24'35.486
13	30.871	24.027	23.496	26.341	1'44.735	<b>274,1</b>	9:26'20.221
14	30.856	22.910	23.236	26.279	1'43.281	257,1	9:28'03.502
15	<b>30.798</b>	22.976	<b>23.176</b>	<b>26.182</b>	<b>1'43.132</b>	257,1	9:29'46.634
16	30.870	22.740	23.210	26.447	1'43.267	262,8	9:31'29.901

11° 12 M. RINALDI (1'42.504)							
Lap	Seg.1	Seg.2	Seg.3	Seg.4	Lap Time	km/h	Local Time
1		24.937	25.120	27.734		244,3	9:03'13.141
2	31.527	23.934	24.581	26.782	1'46.824	260,2	9:04'59.965
3	31.052	23.432	24.457	26.203	1'45.144	264,1	9:06'45.109
4	30.509	22.705	23.669	26.203	1'43.086	273,4	9:08'28.195
5	30.487	22.720	<b>23.311</b>	26.153	1'42.671	<b>275,5</b>	9:10'10.866
6	30.733	23.090	23.895	31.185	1'48.903P	259,6	9:11'59.769
7	7'01.152	27.209	23.545	26.151	8'18.057P	255,9	9:20'17.826
8	30.426	22.740	23.349	25.989	<b>1'42.504</b>	273,4	9:22'00.330
9	30.548	22.743	23.386	26.040	1'42.717	268,7	9:23'43.047
10	30.636	<b>22.619</b>	23.331	25.980	1'42.566	269,3	9:25'25.613
11	30.493	23.090	23.428	<b>25.963</b>	1'42.974	260,2	9:27'08.587
12	<b>30.393</b>	23.290	27.486	31.413	1'52.582	264,7	9:29'01.169
13	30.695	22.694	24.043	31.813	1'49.245P	263,4	9:30'50.414

15° 51 E. VIONNET (1'43.327)							
Lap	Seg.1	Seg.2	Seg.3	Seg.4	Lap Time	km/h	Local Time
1							9:03'44.990
2							9:05'32.132
3							9:07'18.163
4							9:09'04.895
5							9:17'35.660
6							9:19'19.808
7							9:21'04.661
8							9:22'49.092
9							9:24'37.952
10	4'02.708	23.723	24.163	26.690	5'17.284P	263,4	9:29'55.236
11	<b>30.988</b>	<b>22.431</b>	<b>23.462</b>	<b>26.446</b>	<b>1'43.327</b>	<b>281,3</b>	9:31'38.563

12° 41 F. D'ANNUNZIO (1'42.522)							
Lap	Seg.1	Seg.2	Seg.3	Seg.4	Lap Time	km/h	Local Time
1							9:00'04.110
2	56.220	29.652	28.301	30.169	2'24.342P	198,5	9:02'28.452
3	34.887	28.515	30.185	32.915	2'06.502	206,1	9:04'34.954
4	32.405	23.994	25.269	27.359	1'49.027	267,3	9:06'23.981
5	32.470	23.698	24.731	27.085	1'47.984	259,0	9:08'11.965
6	31.418	23.516	24.218	26.626	1'45.778	271,4	9:09'57.743
7	31.079	23.121	24.212	26.484	1'44.896	266,0	9:11'42.639
8	30.951	22.994	24.001	26.668	1'44.614	270,0	9:13'27.253
9	31.697	23.984	24.882	30.575	1'51.138P	253,5	9:15'18.391
10	8'09.956	23.516	23.877	26.384	9'23.733P	244,9	9:24'42.124
11	30.622	22.551	23.428	<b>25.921</b>	<b>1'42.522</b>	273,4	9:26'24.646
12	30.615	24.483	23.364	26.208	1'44.670	273,4	9:28'09.316
13	30.719	22.808	<b>23.348</b>	26.216	1'43.091	267,3	9:29'52.407
14	<b>30.608</b>	<b>22.505</b>	<b>23.549</b>	26.210	1'42.872	<b>276,2</b>	9:31'35.279

16° 34 X. PINSACH (1'43.376)							
Lap	Seg.1	Seg.2	Seg.3	Seg.4	Lap Time	km/h	Local Time
1							9:00'04.275
2	53.210	25.335	25.321	28.187	2'12.053P	244,3	9:02'16.328
3	32.014	23.908	24.642	27.071	1'47.635	253,5	9:04'03.963
4	31.398	23.340	23.987	27.103	1'45.828	262,1	9:05'49.791
5	31.284	23.429	23.886	26.758	1'45.357	248,8	9:07'35.148
6	30.937	23.036	23.817	26.713	1'44.503	262,8	9:09'19.651
7	31.303	23.691	24.926	27.287	1'47.207	252,9	9:11'06.858
8	31.056	22.983	23.814	26.806	1'44.659	257,8	9:12'51.517
9	30.843	22.841	23.778	26.702	1'44.164	265,4	9:14'35.681
10	31.598	23.486	24.336	30.074	1'49.494P	253,5	9:16'25.175
11	2'59.952	24.006	24.309	27.930	4'16.197P	259,0	9:20'41.372
12	30.758	<b>22.722</b>	<b>23.502</b>	26.394	<b>1'43.376</b>	273,4	9:22'24.748

13° 70 L. VITALI (1'42.757)							
Lap	Seg.1	Seg.2	Seg.3	Seg.4	Lap Time	km/h	Local Time

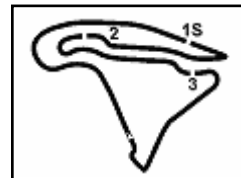
29/09/2017

P = Pits In/Out - C = Lap-Time Cancelled

These data/results cannot be reproduced, stored and/or transmitted in whole or in part by any manner of electronic, mechanical, photocopying, recording, broadcasting or otherwise now known or herein after developed without the previous express consent by the copyright owner, except for reproduction in daily press and regular printed publications on sale to the public within 60 days of the event related to those data/results and always provided that copyright symbol appears together as follows below.

© DORNA WSBK ORGANIZATION Srl 2017





### French Round, 29-30 September - 1 October 2017

#### Superstock 1000 - Chronological Analysis Free Practice 1st Session

Magny-Cours 4.411 m

3 / 4

13	30.848	22.881	23.656	<b>26.266</b>	1'43.651	268,0	9:24'08.399	5	32.060	23.737	24.425	27.743	1'47.965	269,3	9:07'59.264
14	32.600	23.811	23.933	27.271	1'47.615	251,7	9:25'56.014	6	33.420	24.476	25.604	34.717	1'58.217P	250,6	9:09'57.481
15	30.760	22.900	23.520	26.638	1'43.818	270,0	9:27'39.832	7	3'50.005	26.812	28.070	30.139	5'15.026P	255,9	9:15'12.507
16	30.716	23.161	23.629	26.920	1'44.426	275,5	9:29'24.258	8	32.075	23.649	24.109	27.473	1'47.306	266,7	9:16'59.813
17	<b>30.685</b>	22.751	23.594	26.584	1'43.614	<b>277,6</b>	9:31'07.872	9	31.749	23.694	24.053	27.205	1'46.701	<b>273,4</b>	9:18'46.514

**17° 59 A. SCHACHT (1'43.523)**

Lap	Seg.1	Seg.2	Seg.3	Seg.4	Lap Time	km/h	Local Time
1		27.603	28.302	29.978		220,4	9:02'08.449
2	33.585	25.078	25.285	27.441	1'51.389	241,1	9:03'59.838
3	32.225	23.681	24.491	26.963	1'47.360	259,6	9:05'47.198
4	31.763	23.203	24.214	27.070	1'46.250	262,8	9:07'33.448
5	31.761	23.194	24.132	26.725	1'45.812	264,7	9:09'19.260
6	31.589	23.507	23.865	26.677	1'45.638	264,1	9:11'04.898
7	31.516	23.090	23.923	26.936	1'45.465	267,3	9:12'50.363
8	31.482	22.981	23.722	26.611	1'44.796	269,3	9:14'35.159
9	32.038	30.435	24.121	27.014	1'53.608	259,0	9:16'28.767
10	31.266	24.031	23.899	31.104	1'50.300P	<b>274,1</b>	9:18'19.067
11	2'58.114	23.316	23.925	27.123	4'12.478P	245,5	9:22'31.545
12	31.314	23.047	23.685	26.518	1'44.564	266,0	9:24'16.109
13	31.263	22.810	23.658	26.478	1'44.209	270,0	9:26'00.318
14	31.114	<b>22.784</b>	23.532	26.463	1'43.893	270,7	9:27'44.211
15	31.325	22.898	23.550	26.536	1'44.309	267,3	9:29'28.520
16	<b>30.843</b>	22.855	<b>23.516</b>	<b>26.309</b>	<b>1'43.523</b>	262,1	9:31'12.043

**21° 90 T. FINSTERBUSCH (1'44.136)**

Lap	Seg.1	Seg.2	Seg.3	Seg.4	Lap Time	km/h	Local Time
1							9:00'08.950
2	52.616	25.926	25.890	29.198	2'13.630P	227,4	9:02'22.580
3	32.289	23.797	24.920	28.142	1'49.148	266,0	9:04'11.728
4	31.309	23.592	24.425	27.434	1'46.760	259,6	9:05'58.488
5	32.503	23.196	24.906	27.700	1'48.305	264,1	9:07'46.793
6	31.019	22.841	23.892	26.960	1'44.712	272,0	9:09'31.505
7	<b>30.676</b>	23.757	24.825	29.232	1'48.490P	274,8	9:11'19.995
8	4'04.494	23.572	24.205	29.119	5'21.390P	258,4	9:16'41.385
9	31.147	23.154	23.942	27.268	1'45.511	266,7	9:18'26.896
10	30.763	23.176	24.096	27.049	1'45.084	268,0	9:20'11.980
11	30.720	<b>22.593</b>	23.913	<b>26.910</b>	<b>1'44.136</b>	274,8	9:21'56.116
12	30.963	22.800	<b>23.761</b>	29.819	1'47.343P	274,1	9:23'43.459
13	2'17.045	23.054	24.005	27.701	3'31.805P	260,9	9:27'15.264
14	30.777	22.689	23.770	27.022	1'44.258	273,4	9:28'59.522
15	30.798	22.809	23.982	27.115	1'44.704	<b>276,2</b>	9:30'44.226

**18° 18 R. CECCHINI (1'43.531)**

Lap	Seg.1	Seg.2	Seg.3	Seg.4	Lap Time	km/h	Local Time
1							9:02'58.807
2	1'01.341	26.815	27.902	29.142	2'25.200P	213,9	9:05'24.007
3	32.605	24.074	25.188	27.678	1'49.545	270,7	9:07'13.552
4	31.651	27.835	24.923	27.110	1'51.519	278,4	9:09'05.071
5	31.549	23.032	24.031	26.748	1'45.360	274,8	9:10'50.431
6	31.105	22.772	23.829	<b>26.329</b>	1'44.035	276,9	9:12'34.466
7	32.137	22.942	23.751	26.400	1'45.230	276,2	9:14'19.696
8	<b>31.015</b>	<b>22.621</b>	23.819	26.549	1'44.004	<b>279,8</b>	9:16'03.700
9	31.111	23.083	23.557	26.402	1'44.153	270,0	9:17'47.853
10	32.458	23.390	23.996	34.279	1'54.123P	255,3	9:19'41.976
11	4'06.470	25.591	24.068	26.900	5'23.029P	176,2	9:25'05.005
12	31.203	22.723	<b>23.220</b>	26.385	<b>1'43.531</b>	274,1	9:26'48.536
13	31.017	26.821	25.750	26.902	1'50.490	274,1	9:28'39.026

**22° 57 M. JONES (1'44.219)**

Lap	Seg.1	Seg.2	Seg.3	Seg.4	Lap Time	km/h	Local Time
1		28.920	28.662	30.978		193,9	9:03'02.672
2	34.428	25.518	25.585	28.448	1'53.979	243,8	9:04'56.651
3	32.311	25.095	25.203	36.466	1'59.075P	251,2	9:06'55.726
4	4'18.074	24.460	24.808	27.119	5'34.461P	243,8	9:12'30.187
5	31.635	25.203	23.925	26.759	1'47.522	259,6	9:14'17.709
6	31.192	24.161	23.968	26.478	1'45.799	252,9	9:16'03.508
7	30.919	24.146	23.651	26.502	1'45.218	265,4	9:17'48.726
8	31.282	<b>23.177</b>	23.586	26.309	1'44.354	259,0	9:19'33.080
9	30.698	23.759	<b>23.552</b>	26.455	1'44.464	<b>273,4</b>	9:21'17.544
10	<b>30.630</b>	23.628	23.697	<b>26.264</b>	<b>1'44.219</b>	<b>262,1</b>	9:23'01.763
11	30.781	26.604	25.209	28.142	1'50.736C	262,1	9:24'52.499
12	31.283	24.269	23.986	26.463	1'46.001	254,7	9:26'38.500
13	30.880	23.542	23.582	26.361	1'44.365	265,4	9:28'22.865
14	30.740	25.788	23.583	26.565	1'46.676	260,2	9:30'09.541

**19° 71 M. SCHEIB (1'43.943)**

Lap	Seg.1	Seg.2	Seg.3	Seg.4	Lap Time	km/h	Local Time
1							9:00'04.535
2	52.789	25.094	25.794	28.523	2'12.200P	254,7	9:02'16.735
3	31.949	23.921	24.894	26.849	1'47.613	251,2	9:04'04.348
4	31.147	23.402	24.177	26.927	1'45.653	256,5	9:05'50.001
5	31.298	23.594	23.753	26.756	1'45.401	248,8	9:07'35.402
6	30.908	23.014	23.755	31.448	1'49.125P	254,7	9:09'24.527
7	5'20.504	23.431	24.273	27.480	6'35.688P	262,1	9:16'00.215
8	31.240	22.979	23.936	27.023	1'45.178	271,4	9:17'45.393
9	31.210	22.762	23.719	27.019	1'44.710	274,1	9:19'30.103
10	31.108	<b>22.690</b>	<b>23.511</b>	26.634	<b>1'43.943</b>	<b>276,9</b>	9:21'14.046
11	30.999	22.757	23.542	30.110	1'47.408P	<b>276,9</b>	9:23'01.454
12	2'22.923	23.355	25.589	27.734	3'39.601P	260,9	9:26'41.055
13	31.053	23.014	23.512	<b>26.529</b>	1'44.108	276,2	9:28'25.163
14	<b>30.717</b>	22.936	25.513	26.751	1'45.917	276,2	9:30'11.080

**23° 68 G. SCOTT (1'44.498)**

Lap	Seg.1	Seg.2	Seg.3	Seg.4	Lap Time	km/h	Local Time
1							9:00'06.430
2	53.709	25.684	26.224	30.131	2'15.748P	221,8	9:02'22.178
3	32.632	24.679	24.725	27.816	1'49.852	255,3	9:04'12.030
4	31.552	23.420	24.412	27.368	1'46.752	256,5	9:05'58.782
5	31.341	23.395	24.111	27.051	1'45.898	267,3	9:07'44.680
6	31.014	23.475	23.706	26.801	1'44.996	255,9	9:09'29.676
7	31.219	24.710	24.549	34.180	1'54.658P	250,6	9:11'24.334
8	5'37.749	23.969	24.294	27.128	6'53.140P	259,0	9:18'17.474
9	31.378	23.142	24.240	27.185	1'45.945	257,1	9:20'03.419
10	31.205	24.527	24.177	29.926	1'49.835P	<b>276,2</b>	9:21'53.254
11	1'21.603	23.383	24.127	27.358	2'36.471P	269,3	9:24'29.725
12	31.370	23.113	23.862	26.909	1'45.254	264,7	9:26'14.979
13	31.395	23.202	23.766	26.961	1'45.324	272,7	9:28'00.303
14	31.339	<b>22.995</b>	23.792	26.784	1'44.910	265,4	9:29'45.213
15	<b>30.959</b>	23.146	<b>23.681</b>	<b>26.712</b>	<b>1'44.498</b>	261,5	9:31'29.711

**24° 46 M. CUDEVILLE (1'44.692)**

29/09/2017

P = Pits In/Out - C = Lap-Time Cancelled

These data/results cannot be reproduced, stored and/or transmitted in whole or in part by any manner of electronic, mechanical, photocopying, recording, broadcasting or otherwise now known or herein after developed without the previous express consent by the copyright owner, except for reproduction in daily press and regular printed publications on sale to the public within 60 days of the event related to those data/results and always provided that copyright symbol appears together as follows below.

© DORNA WSBK ORGANIZATION Srl 2017

FIKR PERUGIA TIMING

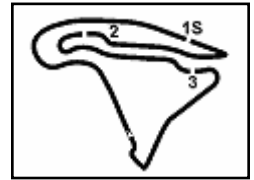


Official Tyre Supplier



Official Timekeeper





### French Round, 29-30 September - 1 October 2017

#### Superstock 1000 - Chronological Analysis Free Practice 1st Session

Lap	Seg.1	Seg.2	Seg.3	Seg.4	Lap Time	km/h	Local Time
1		27.615	27.242	29.318	203,8	9:03'49.084	2 1'02.501
2	33.682	25.109	25.291	27.820	1'51.902	9:05'40.986	3 48.678
3	32.028	24.265	24.292	28.366	1'48.951	9:07'29.937	4 33.259
4	31.694	23.420	23.862	26.695	1'45.671	9:09'15.608	5 32.752
5	31.859	23.887	24.415	31.278	1'51.439P	9:11'07.047	6 32.570
6	5'07.905	24.774	24.757	31.912	6'29.348P	9:17'36.395	7 32.315
7	31.461	23.526	<b>23.708</b>	26.736	1'45.431	9:19'21.826	8 32.024
8	31.550	23.123	23.721	26.671	1'45.065	9:21'06.891	9 32.407
9	32.157	26.555	24.530	32.448	1'55.690P	9:23'02.581	10 2'32.006
10	3'55.908	24.006	24.488	27.232	5'11.634P	9:28'14.215	11 31.491
11	31.364	23.164	23.756	<b>26.647</b>	1'44.931	9:29'59.146	12 31.493
12	<b>31.152</b>	<b>22.978</b>	23.842	26.720	<b>1'44.692</b>	<b>267,3</b>	13 31.269
							14 31.261
							15 31.463
							16 <b>31.155</b>

**25° 32 M. MOSER (1'44.943)**

Lap	Seg.1	Seg.2	Seg.3	Seg.4	Lap Time	km/h	Local Time
1		25.929	26.280	29.106	218,2	9:02'54.095	
2	32.831	24.316	25.224	28.184	1'50.555	9:04'44.650	
3	31.978	24.107	24.751	27.892	1'48.728	9:06'33.378	
4	32.035	24.649	24.547	30.872	1'52.103P	9:08'25.481	
5	3'27.890	24.060	24.362	27.555	4'43.867P	9:13'09.348	
6	31.360	<b>23.186</b>	23.947	27.128	1'45.621	9:14'54.969	
7	31.207	23.306	23.720	27.403	1'45.636	9:16'40.605	
8	31.265	23.263	23.867	27.103	1'45.498	9:18'26.103	
9	31.171	23.199	23.930	27.050	1'45.350	9:20'11.453	
10	31.128	23.490	23.838	27.150	1'45.606	9:21'57.059	
11	31.119	23.464	<b>23.680</b>	29.866	1'48.129P	9:23'45.188	
12	3'14.383	24.224	24.241	27.142	4'29.990P	9:28'15.178	
13	<b>30.995</b>	23.322	23.825	<b>26.801</b>	<b>1'44.943</b>	9:30'00.121	

**26° 10 M. BONNOT (1'45.000)**

Lap	Seg.1	Seg.2	Seg.3	Seg.4	Lap Time	km/h	Local Time
1					120,3	9:02'58.838	
2	7'06.242	26.613	27.124	29.640	8'29.619P	9:11'28.457	
3	33.312	24.776	25.894	28.551	1'52.533	9:13'20.990	
4	33.350	24.844	25.967	28.892	1'53.053	9:15'14.043	
5	32.787	24.756	25.707	31.140	1'54.390P	9:17'08.433	
6	3'14.434	24.615	25.620	28.158	4'32.827P	9:21'41.260	
7	32.123	23.845	24.626	27.283	1'47.877	9:23'29.137	
8	31.760	23.586	24.301	27.173	1'46.820	9:25'15.957	
9	31.356	23.792	23.902	26.931	1'45.981	9:27'01.938	
10	31.306	23.765	<b>23.704</b>	<b>26.772</b>	1'45.547	9:28'47.485	
11	<b>31.146</b>	<b>23.088</b>	23.984	26.782	<b>1'45.000</b>	9:30'32.485	

**27° 81 A. BERNARDI (1'45.112)**

Lap	Seg.1	Seg.2	Seg.3	Seg.4	Lap Time	km/h	Local Time
1						9:00'16.253	
2	1'10.543	30.541	27.701	29.970	2'38.755P	166,7	9:02'55.008
3	33.277	25.036	24.755	27.930	1'50.998	217,7	9:04'46.006
4	32.805	24.220	24.261	26.940	1'48.226	220,9	9:06'34.232
5	31.647	23.716	24.258	26.892	1'46.513	243,2	9:08'20.745
6	31.517	23.377	23.949	26.899	1'45.742	242,7	9:10'06.487
7	31.374	25.620	24.200	30.121	1'51.315P	255,9	9:11'57.802
8	3'14.771	24.322	24.452	27.961	4'31.506P	225,9	9:16'29.308
9	31.212	23.312	23.866	<b>26.722</b>	<b>1'45.112</b>	242,7	9:18'14.420
10	31.119	23.369	23.717	26.915	1'45.120	257,1	9:19'59.540
11	31.240	<b>23.265</b>	24.034	26.817	1'45.356	<b>262,1</b>	9:21'44.896
12	32.297	27.905	24.461	30.971	1'55.634P	235,8	9:23'40.530
13	1'57.230	24.535	24.033	27.218	3'13.016P	231,3	9:26'53.546
14	31.242	23.429	<b>23.675</b>	27.025	1'45.371	259,0	9:28'38.917

**28° 61 A. TERZIANI (1'45.885)**

Lap	Seg.1	Seg.2	Seg.3	Seg.4	Lap Time	km/h	Local Time
1							9:00'08.606

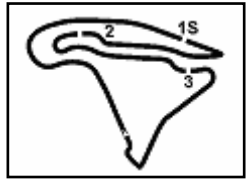
29/09/2017

P = Pits In/Out - C = Lap-Time Cancelled

These data/results cannot be reproduced, stored and/or transmitted in whole or in part by any manner of electronic, mechanical, photocopying, recording, broadcasting or otherwise now known or herein after developed without the previous express consent by the copyright owner, except for reproduction in daily press and regular printed publications on sale to the public within 60 days of the event related to those data/results and always provided that copyright symbol appears together as follows below.

© DORNA WSBK ORGANIZATION Srl 2017

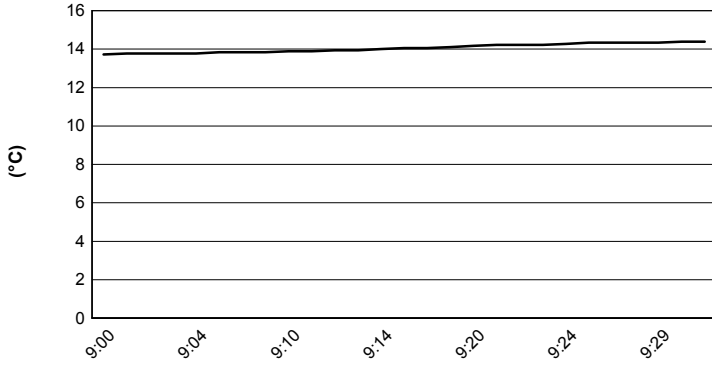




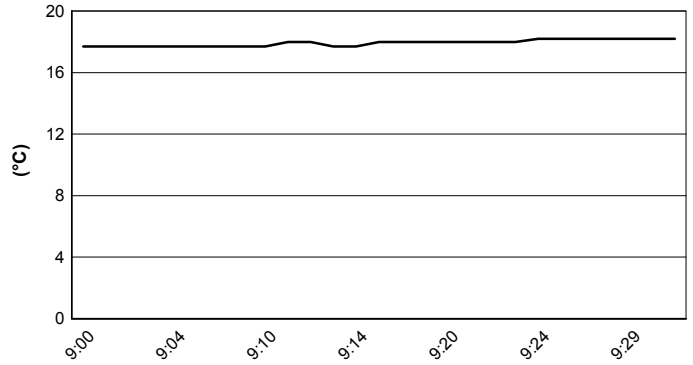
Magny-Cours 4.411 m

**French Round, 29-30 September - 1 October 2017**  
**Superstock 1000 - Weather Report Free Practice 1st Session**  
 Session started 09:00 - Session ended 9:31

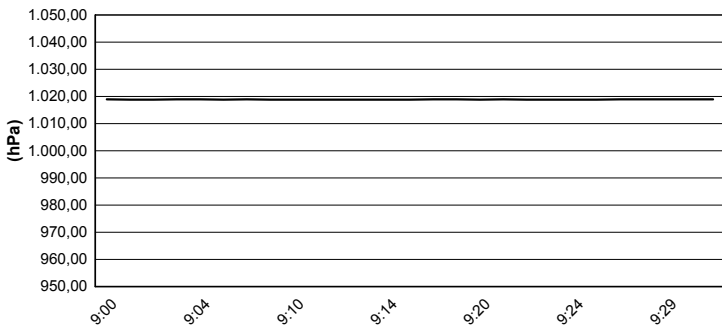
### Air Temperature



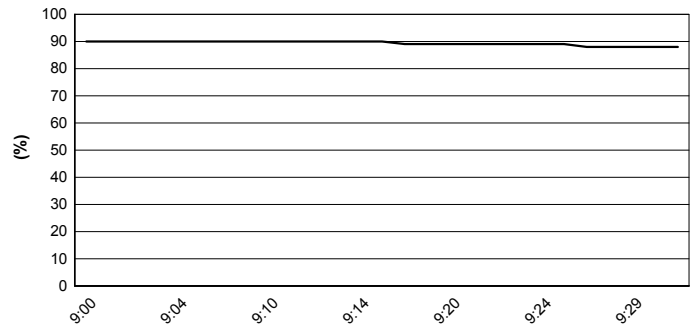
### Track Temperature



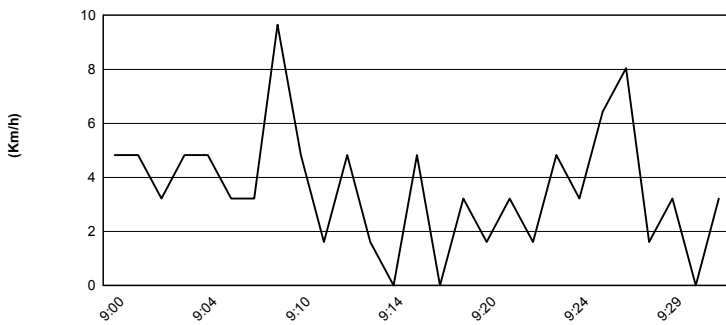
### Air Pressure



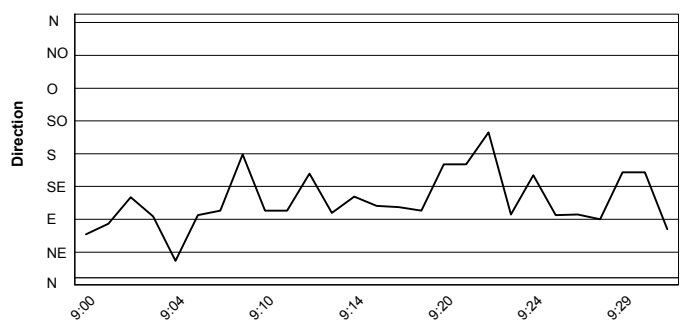
### Humidity



### Wind Speed



### Wind Direction



29/09/2017

These data/results cannot be reproduced, stored and/or transmitted in whole or in part by any manner of electronic, mechanical, photocopying, recording, broadcasting or otherwise now known or herein after developed without the previous express consent by the copyright owner, except for reproduction in daily press and regular printed publications on sale to the public within 60 days of the event related to those data/results and always provided that copyright symbol appears together as follows below.

© DORNA WSBK ORGANIZATION Srl 2017

