

### French Round, 29-30 September - 1 October 2017

#### Superstock 1000 - Free Practices Combined Results

No.	Rider	Nat	Team	Bike	FP1	FP2	Time	Gap	Rel.	Avg	Laps
1	<b>23 F. SANDI</b>	ITA	Berclaz Racing Team	BMW S 1000 RR	1'40.510	<b>1'40.135</b>	<b>1'40.135</b>			158,582	20
2	<b>21 F. MARINO</b>	FRA	PATA Yamaha Official STK 1000 Team	Yamaha YZF R1	1'40.915	<b>1'40.235</b>	<b>1'40.235</b>	0.100	0.100	158,424	19
3	<b>2 R. TAMBURINI</b>	ITA	PATA Yamaha Official STK 1000 Team	Yamaha YZF R1	1'41.134	<b>1'40.268</b>	<b>1'40.268</b>	0.133	0.033	158,372	23
4	<b>11 J. GUARNONI</b>	FRA	Pedercini Racing Kawasaki	Kawasaki ZX-10RR	1'41.217	<b>1'40.478</b>	<b>1'40.478</b>	0.343	0.210	158,041	25
5	<b>70 L. VITALI</b>	ITA	Nuova M2 Racing	Aprilia RSV4 RF	1'42.757	<b>1'40.642</b>	<b>1'40.642</b>	0.507	0.164	157,783	28
6	<b>55 I. MYKHALCHYK</b>	UKR	TripleM Racing	Kawasaki ZX-10RR	1'42.272	<b>1'40.678</b>	<b>1'40.678</b>	0.543	0.036	157,727	26
7	<b>3 S. SUCHET</b>	SUI	Berclaz Racing Team	BMW S 1000 RR	1'41.579	<b>1'40.750</b>	<b>1'40.750</b>	0.615	0.072	157,614	22
8	<b>5 M. FACCANI</b>	ITA	Althea BMW Racing Team	BMW S 1000 RR	1'42.091	<b>1'40.769</b>	<b>1'40.769</b>	0.634	0.019	157,584	27
9	<b>54 T. RAZGATLIOGLU</b>	TUR	Kawasaki Puccetti Racing	Kawasaki ZX-10RR	1'41.527	<b>1'40.883</b>	<b>1'40.883</b>	0.748	0.114	157,406	25
10	<b>41 F. D'ANNUNZIO</b>	ITA	FDA Racing Team	BMW S 1000 RR	1'42.522	<b>1'41.266</b>	<b>1'41.266</b>	1.131	0.383	156,811	25
11	<b>12 M. RINALDI</b>	ITA	Aruba.it Racing - Junior Team	Ducati Panigale R	1'42.504	<b>1'41.421</b>	<b>1'41.421</b>	1.286	0.155	156,571	20
12	<b>19 J. PUFFE</b>	GER	Althea MF84	BMW S 1000 RR	1'42.420	<b>1'41.719</b>	<b>1'41.719</b>	1.584	0.298	156,112	29
13	<b>51 E. VIONNET</b>	SUI	Motors Vionnet	BMW S 1000 RR	1'43.327	<b>1'41.846</b>	<b>1'41.846</b>	1.711	0.127	155,918	24
14	<b>7 M. FRITZ</b>	GER	Bayer-Bikerbox Yamaichi	Yamaha YZF R1	1'42.483	<b>1'41.849</b>	<b>1'41.849</b>	1.714	0.003	155,913	27
15	<b>71 M. SCHEIB</b>	CHI	Nuova M2 Racing	Aprilia RSV4 RF	1'43.943	<b>1'42.047</b>	<b>1'42.047</b>	1.912	0.198	155,611	25
16	<b>57 M. JONES</b>	AUS	Aruba.it Racing - Junior Team	Ducati Panigale R	1'44.219	<b>1'42.072</b>	<b>1'42.072</b>	1.937	0.025	155,573	25
17	<b>18 R. CECCHINI</b>	ITA	2R Road Racing	BMW S 1000 RR	1'43.531	<b>1'42.164</b>	<b>1'42.164</b>	2.029	0.092	155,432	23
18	<b>6 E. PUSCEDDU</b>	ITA	D.K.Racing	BMW S 1000 RR	1'44.108	<b>1'42.222</b>	<b>1'42.222</b>	2.087	0.058	155,344	24
19	<b>59 A. SCHACHT</b>	DEN	EAB Schacht Racing Team	Ducati Panigale R	1'43.523	<b>1'42.335</b>	<b>1'42.335</b>	2.200	0.113	155,173	28
20	<b>77 W. TESSELS</b>	NED	Agro On-Benjan-Kawasaki	Kawasaki ZX-10RR	1'43.132	<b>1'42.471</b>	<b>1'42.471</b>	2.336	0.136	154,967	29
21	<b>10 M. BONNOT</b>	FRA	TECMAS	BMW S 1000 RR	1'45.000	<b>1'42.472</b>	<b>1'42.472</b>	2.337	0.001	154,965	21
22	<b>46 M. CUDEVILLE</b>	FRA	Leader Team Flembbo	Kawasaki ZX-10RR	1'44.692	<b>1'43.086</b>	<b>1'43.086</b>	2.951	0.614	154,042	22
23	<b>34 X. PINSACH</b>	ESP	ETG Racing	Kawasaki ZX-10RR	1'43.376	<b>1'43.195</b>	<b>1'43.195</b>	3.060	0.109	153,880	23
24	<b>68 G. SCOTT</b>	AUS	Agro On-Benjan-Kawasaki	Kawasaki ZX-10RR	1'44.498	<b>1'43.284</b>	<b>1'43.284</b>	3.149	0.089	153,747	30
25	<b>90 T. FINSTERBUSCH</b>	GER	Agro On-Benjan-Kawasaki	Kawasaki ZX-10RR	1'44.136	<b>1'43.432</b>	<b>1'43.432</b>	3.297	0.148	153,527	26
26	<b>81 A. BERNARDI</b>	ITA	TheBlackSheepTeam	Yamaha YZF R1	1'45.112	<b>1'43.556</b>	<b>1'43.556</b>	3.421	0.124	153,343	27
27	<b>32 M. MOSER</b>	GER	TripleM Racing	Kawasaki ZX-10RR	1'44.943	<b>1'43.721</b>	<b>1'43.721</b>	3.586	0.165	153,099	24
28	<b>16 G. RUIU</b>	ITA	Team Trasimeno	Yamaha YZF R1	1'46.400	<b>1'43.852</b>	<b>1'43.852</b>	3.717	0.131	152,906	29
29	<b>61 A. TERZIANI</b>	ITA	Tucci Racing Team	Yamaha YZF R1	1'45.885	<b>1'44.632</b>	<b>1'44.632</b>	4.497	0.780	151,766	22

29/09/2017

These data/results cannot be reproduced, stored and/or transmitted in whole or in part by any manner of electronic, mechanical, photocopying, recording, broadcasting or otherwise now known or herein after developed without the previous express consent by the copyright owner, except for reproduction in daily press and regular printed publications on sale to the public within 60 days of the event related to those data/results and always provided that copyright symbol appears together as follows below.

© DORNA WSBK ORGANIZATION Srl 2017

FIKZ PERUGIA TIMING



Official Tyre Supplier



Official Timekeeper



### French Round, 29-30 September - 1 October 2017

### Superstock 1000 - Results Free Practice 2nd Session

No.	Rider	Nat	Team	Bike	Time	Gap	Rel.	Laps	Speed	
									Avg	Max
1	23 F. SANDI	ITA	Berclaz Racing Team	BMW S 1000 RR	<b>1'40.135</b>			12	158,582	<b>279,8</b>
2	21 F. MARINO	FRA	PATA Yamaha Official STK 1000 Team	Yamaha YZF R1	<b>1'40.235</b>	0.100	0.100	7	158,424	<b>285,7</b>
3	2 R. TAMBURINI	ITA	PATA Yamaha Official STK 1000 Team	Yamaha YZF R1	<b>1'40.268</b>	0.133	0.033	13	158,372	<b>281,3</b>
4	11 J. GUARNONI	FRA	Pedercini Racing Kawasaki	Kawasaki ZX-10RR	<b>1'40.478</b>	0.343	0.210	14	158,041	<b>279,8</b>
5	70 L. VITALI	ITA	Nuova M2 Racing	Aprilia RSV4 RF	<b>1'40.642</b>	0.507	0.164	13	157,783	<b>281,3</b>
6	55 I. MYKHALCHYK	UKR	TripleM Racing	Kawasaki ZX-10RR	<b>1'40.678</b>	0.543	0.036	14	157,727	<b>282,0</b>
7	3 S. SUCHET	SUI	Berclaz Racing Team	BMW S 1000 RR	<b>1'40.750</b>	0.615	0.072	13	157,614	<b>282,7</b>
8	5 M. FACCANI	ITA	Althea BMW Racing Team	BMW S 1000 RR	<b>1'40.769</b>	0.634	0.019	13	157,584	<b>281,3</b>
9	54 T. RAZGATLIOGLU	TUR	Kawasaki Puccetti Racing	Kawasaki ZX-10RR	<b>1'40.883</b>	0.748	0.114	12	157,406	<b>283,5</b>
10	41 F. D'ANNUNZIO	ITA	FDA Racing Team	BMW S 1000 RR	<b>1'41.266</b>	1.131	0.383	12	156,811	<b>270,7</b>
11	12 M. RINALDI	ITA	Aruba.it Racing - Junior Team	Ducati Panigale R	<b>1'41.421</b>	1.286	0.155	8	156,571	<b>271,4</b>
12	19 J. PUFFE	GER	Althea MF84	BMW S 1000 RR	<b>1'41.719</b>	1.584	0.298	14	156,112	<b>276,9</b>
13	51 E. VIONNET	SUI	Motors Vionnet	BMW S 1000 RR	<b>1'41.846</b>	1.711	0.127	14	155,918	<b>281,3</b>
14	7 M. FRITZ	GER	Bayer-Bikerbox Yamaichi	Yamaha YZF R1	<b>1'41.849</b>	1.714	0.003	13	155,913	<b>271,4</b>
15	71 M. SCHEIB	CHI	Nuova M2 Racing	Aprilia RSV4 RF	<b>1'42.047</b>	1.912	0.198	12	155,611	<b>281,3</b>
16	57 M. JONES	AUS	Aruba.it Racing - Junior Team	Ducati Panigale R	<b>1'42.072</b>	1.937	0.025	12	155,573	<b>267,3</b>
17	18 R. CECCHINI	ITA	2R Road Racing	BMW S 1000 RR	<b>1'42.164</b>	2.029	0.092	11	155,432	<b>279,8</b>
18	6 E. PUSCEDDU	ITA	D.K.Racing	BMW S 1000 RR	<b>1'42.222</b>	2.087	0.058	11	155,344	<b>277,6</b>
19	59 A. SCHACHT	DEN	EAB Schacht Racing Team	Ducati Panigale R	<b>1'42.335</b>	2.200	0.113	13	155,173	<b>272,0</b>
20	77 W. TESSELS	NED	Agro On-Benjan-Kawasaki	Kawasaki ZX-10RR	<b>1'42.471</b>	2.336	0.136	14	154,967	<b>272,7</b>
21	10 M. BONNOT	FRA	TECMAS	BMW S 1000 RR	<b>1'42.472</b>	2.337	0.001	11	154,965	<b>269,3</b>
22	46 M. CUDEVILLE	FRA	Leader Team Flembbo	Kawasaki ZX-10RR	<b>1'43.086</b>	2.951	0.614	11	154,042	<b>270,7</b>
23	34 X. PINSACH	ESP	ETG Racing	Kawasaki ZX-10RR	<b>1'43.195</b>	3.060	0.109	7	153,880	<b>273,4</b>
24	68 G. SCOTT	AUS	Agro On-Benjan-Kawasaki	Kawasaki ZX-10RR	<b>1'43.284</b>	3.149	0.089	16	153,747	<b>274,8</b>
25	90 T. FINSTERBUSCH	GER	Agro On-Benjan-Kawasaki	Kawasaki ZX-10RR	<b>1'43.432</b>	3.297	0.148	12	153,527	<b>273,4</b>
26	81 A. BERNARDI	ITA	TheBlackSheepTeam	Yamaha YZF R1	<b>1'43.556</b>	3.421	0.124	14	153,343	<b>265,4</b>
27	32 M. MOSER	GER	TripleM Racing	Kawasaki ZX-10RR	<b>1'43.721</b>	3.586	0.165	12	153,099	<b>268,0</b>
28	16 G. RUIU	ITA	Team Trasimeno	Yamaha YZF R1	<b>1'43.852</b>	3.717	0.131	14	152,906	<b>272,7</b>
29	61 A. TERZIANI	ITA	Tucci Racing Team	Yamaha YZF R1	<b>1'44.632</b>	4.497	0.780	7	151,766	<b>268,7</b>

Qualifying Lap Time (107% of 1'40.135): 1'47.145

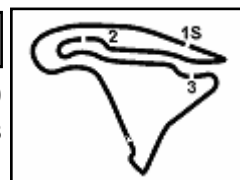
AIR	Humidity:	55%	Temp:	24°C
TRACK	Condition:	Dry	Temp:	32°C

Records	Pole (QP)	2016 L.Mahias	1'39.922	158,920	Km/h
	Race (RC)	2016 T.Razgatioglu	1'39.923	158,920	Km/h
	Circuit (QP)	2016 L.Mahias	1'39.922	158,920	Km/h

Start 29/09/2017 13:45 End 14:17 The results are provisional until the end of the time limit for protests and appeals and the completion of the technical checks.

These data/results cannot be reproduced, stored and/or transmitted in whole or in part by any manner of electronic, mechanical, photocopying, recording, broadcasting or otherwise now known or herein after developed without the previous express consent by the copyright owner, except for reproduction in daily press and regular printed publications on sale to the public within 60 days of the event related to those data/results and always provided that copyright symbol appears together as follows below.

© DORNA WSBK ORGANIZATION Srl 2017



### French Round, 29-30 September - 1 October 2017

### Superstock 1000 - Results Free Practice 2nd Session

#### Session Highlights

Local Time	No. Rider	Description
13.45.00		Start
13.46.12	61 A. TERZIANI	Lap Cancelled - Exceeded Track Limits - Turn 6
13.46.24	16 G. RUIU	Lap Cancelled - Exceeded Track Limits - Turn 11
13.49.44	6 E. PUSCEDDU	On the Gravel - Re-Joined - Turn 5
13.50.16	57 M. JONES	Lap Cancelled - Exceeded Track Limits - Turn 6
13.53.17	71 M. SCHEIB	Lap Cancelled - Exceeded Track Limits - Turn 11
13.54.24	18 R. CECCHINI	Lap Cancelled - Exceeded Track Limits - Turn 11
13.54.27	23 F. SANDI	Crashed - Turn 13
13.54.51	23 F. SANDI	Re-joined
13.55.24	77 W. TESSELS	Lap Cancelled - Exceeded Track Limits - Turn 11
13.55.39	59 A. SCHACHT	On the Gravel - Re-Joined - Turn 13
13.56.24	34 X. PINSACH	Lap Cancelled - Exceeded Track Limits - Turn 6
13.57.25	34 X. PINSACH	Technical Problem - Turn 13
13.59.10	57 M. JONES	Lap Cancelled - Exceeded Track Limits - Turn 11
14.05.16	90 T. FINSTERBUSCH	Lap Cancelled - Exceeded Track Limits - Turn 11
14.07.19	70 L. VITALI	Technical Problem - Turn 5
14.07.31	70 L. VITALI	Re-joined
14.09.43	5 M. FACCANI	Lap Cancelled - Exceeded Track Limits - Turn 6
14.12.59	10 M. BONNOT	Lap Cancelled - Exceeded Track Limits - Turn 6
14.14.19	57 M. JONES	Lap Cancelled - Exceeded Track Limits - Turn 6
14.15.37	59 A. SCHACHT	Lap Cancelled - Exceeded Track Limits - Turn 11
14.16.04	55 I. MYKHALCHYK	Crashed - Turn 13
14.17.12		End Of Session
14.19.03	18 R. CECCHINI	Technical Problem - Turn 7

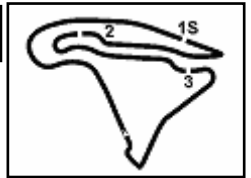
#### Fastest Laps Sequence

No.	Rider	Nat	Team	Bike	Local Time	Time	Gap	Avg
70	L. VITALI	ITA	Nuova M2 Racing	Aprilia RSV4 RF	13:48'31.337	<b>1'42.845</b>		154,403
54	T. RAZGATLIOGLU	TUR	Kawasaki Puccetti Racing	Kawasaki ZX-10RR	13:48'41.520	<b>1'41.856</b>	-0.989	155,902
23	F. SANDI	ITA	Berclaz Racing Team	BMW S 1000 RR	13:49'27.499	<b>1'41.499</b>	-0.357	156,451
2	R. TAMBURINI	ITA	PATA Yamaha Official STK 1000 Team	Yamaha YZF R1	13:51'03.096	<b>1'41.316</b>	-0.183	156,733
23	F. SANDI	ITA	Berclaz Racing Team	BMW S 1000 RR	13:51'08.583	<b>1'41.084</b>	-0.232	157,093
23	F. SANDI	ITA	Berclaz Racing Team	BMW S 1000 RR	13:52'49.582	<b>1'40.999</b>	-0.085	157,225
23	F. SANDI	ITA	Berclaz Racing Team	BMW S 1000 RR	14:06'14.071	<b>1'40.908</b>	-0.091	157,367
11	J. GUARNONI	FRA	Pedercini Racing Kawasaki	Kawasaki ZX-10RR	14:06'20.699	<b>1'40.478</b>	-0.430	158,041
2	R. TAMBURINI	ITA	PATA Yamaha Official STK 1000 Team	Yamaha YZF R1	14:07'18.997	<b>1'40.384</b>	-0.094	158,189
23	F. SANDI	ITA	Berclaz Racing Team	BMW S 1000 RR	14:07'54.206	<b>1'40.135</b>	-0.249	158,582

Start 29/09/2017 13:45 End 14:17 The results are provisional until the end of the time limit for protests and appeals and the completion of the technical checks.

These data/results cannot be reproduced, stored and/or transmitted in whole or in part by any manner of electronic, mechanical, photocopying, recording, broadcasting or otherwise now known or herein after developed without the previous express consent by the copyright owner, except for reproduction in daily press and regular printed publications on sale to the public within 60 days of the event related to those data/results and always provided that copyright symbol appears together as follows below.

© DORNA WSBK ORGANIZATION Srl 2017



### French Round, 29-30 September - 1 October 2017

#### Superstock 1000 - Best Sector & Speed Free Practice 2nd Session

BEST LAP			
1	23 F. SANDI	BMW S 1000 RR	1'40.135
2	21 F. MARINO	Yamaha YZF R1	1'40.235
3	2 R. TAMBURINI	Yamaha YZF R1	1'40.268
4	11 J. GUARNONI	Kawasaki ZX-10RR	1'40.478
5	70 L. VITALI	Aprilia RSV4 RF	1'40.642
6	55 I. MYKHALCHYK	Kawasaki ZX-10RR	1'40.678
7	3 S. SUCHET	BMW S 1000 RR	1'40.750
8	5 M. FACCANI	BMW S 1000 RR	1'40.769
9	54 T. RAZGATLIOGLU	Kawasaki ZX-10RR	1'40.883
10	41 F. D'ANNUNZIO	BMW S 1000 RR	1'41.266
11	12 M. RINALDI	Ducati Panigale R	1'41.421
12	19 J. PUFFE	BMW S 1000 RR	1'41.719
13	51 E. VIONNET	BMW S 1000 RR	1'41.846
14	7 M. FRITZ	Yamaha YZF R1	1'41.849
15	71 M. SCHEIB	Aprilia RSV4 RF	1'42.047
16	57 M. JONES	Ducati Panigale R	1'42.072
17	18 R. CECCHINI	BMW S 1000 RR	1'42.164
18	6 E. PUSCEDDU	BMW S 1000 RR	1'42.222
19	59 A. SCHACHT	Ducati Panigale R	1'42.335
20	77 W. TESSELS	Kawasaki ZX-10RR	1'42.471
21	10 M. BONNOT	BMW S 1000 RR	1'42.472
22	46 M. CUDEVILLE	Kawasaki ZX-10RR	1'43.086
23	34 X. PINSACH	Kawasaki ZX-10RR	1'43.195
24	68 G. SCOTT	Kawasaki ZX-10RR	1'43.284
25	90 T. FINSTERBUSCH	Kawasaki ZX-10RR	1'43.432
26	81 A. BERNARDI	Yamaha YZF R1	1'43.556
27	32 M. MOSER	Kawasaki ZX-10RR	1'43.721
28	16 G. RUIU	Yamaha YZF R1	1'43.852
29	61 A. TERZIANI	Yamaha YZF R1	1'44.632

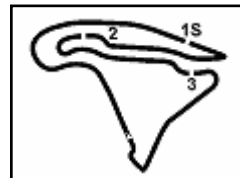
SPEED			
1	21 F. MARINO	Yamaha YZF R1	285,7
2	54 T. RAZGATLIOGLU	Kawasaki ZX-10RR	283,5
3	3 S. SUCHET	BMW S 1000 RR	282,7
4	55 I. MYKHALCHYK	Kawasaki ZX-10RR	282,0
5	71 M. SCHEIB	Aprilia RSV4 RF	281,3
6	5 M. FACCANI	BMW S 1000 RR	281,3
7	51 E. VIONNET	BMW S 1000 RR	281,3
8	70 L. VITALI	Aprilia RSV4 RF	281,3
9	2 R. TAMBURINI	Yamaha YZF R1	281,3
10	23 F. SANDI	BMW S 1000 RR	279,8
11	11 J. GUARNONI	Kawasaki ZX-10RR	279,8
12	18 R. CECCHINI	BMW S 1000 RR	279,8
13	6 E. PUSCEDDU	BMW S 1000 RR	277,6
14	19 J. PUFFE	BMW S 1000 RR	276,9
15	68 G. SCOTT	Kawasaki ZX-10RR	274,8
16	90 T. FINSTERBUSCH	Kawasaki ZX-10RR	273,4
17	34 X. PINSACH	Kawasaki ZX-10RR	273,4
18	16 G. RUIU	Yamaha YZF R1	272,7
19	77 W. TESSELS	Kawasaki ZX-10RR	272,7
20	59 A. SCHACHT	Ducati Panigale R	272,0
21	12 M. RINALDI	Ducati Panigale R	271,4
22	7 M. FRITZ	Yamaha YZF R1	271,4
23	46 M. CUDEVILLE	Kawasaki ZX-10RR	270,7
24	41 F. D'ANNUNZIO	BMW S 1000 RR	270,7
25	10 M. BONNOT	BMW S 1000 RR	269,3
26	61 A. BERNARDI	Yamaha YZF R1	268,7
27	32 M. MOSER	Kawasaki ZX-10RR	268,0
28	57 M. JONES	Ducati Panigale R	267,3
29	81 A. BERNARDI	Yamaha YZF R1	265,4

SEG. 1			SEG. 2			SEG. 3			SEG. 4		
1	21 F. MARINO	29.829	1	23 F. SANDI	21.927	1	55 I. MYKHALCHYK	22.590	1	5 M. FACCANI	25.435
2	2 R. TAMBURINI	29.897	2	21 F. MARINO	21.992	2	11 J. GUARNONI	22.596	2	23 F. SANDI	25.437
3	3 S. SUCHET	29.947	3	55 I. MYKHALCHYK	22.034	3	21 F. MARINO	22.620	3	2 R. TAMBURINI	25.486
4	5 M. FACCANI	29.994	4	70 L. VITALI	22.068	4	23 F. SANDI	22.633	4	21 F. MARINO	25.525
5	11 J. GUARNONI	30.008	5	2 R. TAMBURINI	22.079	5	2 R. TAMBURINI	22.641	5	3 S. SUCHET	25.601
6	57 M. JONES	30.097	6	54 T. RAZGATLIOGLU	22.100	6	70 L. VITALI	22.801	6	11 J. GUARNONI	25.650
7	70 L. VITALI	30.113	7	11 J. GUARNONI	22.112	7	5 M. FACCANI	22.812	7	70 L. VITALI	25.660
8	54 T. RAZGATLIOGLU	30.119	8	51 E. VIONNET	22.122	8	12 M. RINALDI	22.822	8	55 I. MYKHALCHYK	25.674
9	23 F. SANDI	30.123	9	5 M. FACCANI	22.174	9	54 T. RAZGATLIOGLU	22.848	9	41 F. D'ANNUNZIO	25.696
10	41 F. D'ANNUNZIO	30.141	10	41 F. D'ANNUNZIO	22.186	10	18 R. CECCHINI	22.881	10	54 T. RAZGATLIOGLU	25.743
11	55 I. MYKHALCHYK	30.147	11	3 S. SUCHET	22.187	11	3 S. SUCHET	22.908	11	12 M. RINALDI	25.815
12	12 M. RINALDI	30.161	12	7 M. FRITZ	22.269	12	41 F. D'ANNUNZIO	22.936	12	51 E. VIONNET	25.865
13	19 J. PUFFE	30.246	13	71 M. SCHEIB	22.306	13	19 J. PUFFE	22.956	13	57 M. JONES	25.866
14	7 M. FRITZ	30.320	14	59 A. SCHACHT	22.327	14	77 W. TESSELS	22.982	14	6 E. PUSCEDDU	25.941
15	71 M. SCHEIB	30.341	15	19 J. PUFFE	22.339	15	57 M. JONES	22.993	15	10 M. BONNOT	25.996
16	90 T. FINSTERBUSCH	30.501	16	18 R. CECCHINI	22.352	16	7 M. FRITZ	23.074	16	7 M. FRITZ	26.009
17	10 M. BONNOT	30.508	17	90 T. FINSTERBUSCH	22.388	17	6 E. PUSCEDDU	23.080	17	19 J. PUFFE	26.017
18	6 E. PUSCEDDU	30.567	18	12 M. RINALDI	22.400	18	51 E. VIONNET	23.171	18	71 M. SCHEIB	26.040
19	77 W. TESSELS	30.600	19	10 M. BONNOT	22.426	19	71 M. SCHEIB	23.198	19	59 A. SCHACHT	26.082
20	18 R. CECCHINI	30.630	20	6 E. PUSCEDDU	22.430	20	59 A. SCHACHT	23.230	20	18 R. CECCHINI	26.120
21	51 E. VIONNET	30.632	21	77 W. TESSELS	22.476	21	68 G. SCOTT	23.262	21	34 X. PINSACH	26.142
22	34 X. PINSACH	30.676	22	46 M. CUDEVILLE	22.601	22	10 M. BONNOT	23.264	22	77 W. TESSELS	26.180
23	59 A. SCHACHT	30.696	23	68 G. SCOTT	22.683	23	46 M. CUDEVILLE	23.372	23	81 A. BERNARDI	26.214
24	68 G. SCOTT	30.720	24	34 X. PINSACH	22.695	24	90 T. FINSTERBUSCH	23.386	24	90 T. FINSTERBUSCH	26.233
25	16 G. RUIU	30.743	25	57 M. JONES	22.773	25	81 A. BERNARDI	23.420	25	46 M. CUDEVILLE	26.288
26	81 A. BERNARDI	30.745	26	16 G. RUIU	22.810	26	32 M. MOSER	23.487	26	16 G. RUIU	26.404
27	46 M. CUDEVILLE	30.806	27	32 M. MOSER	22.848	27	16 G. RUIU	23.506	27	61 A. TERZIANI	26.436
28	61 A. TERZIANI	30.867	28	81 A. BERNARDI	22.979	28	34 X. PINSACH	23.507	28	68 G. SCOTT	26.447
29	32 M. MOSER	30.877	29	61 A. TERZIANI	23.008	29	61 A. TERZIANI	23.929	29	32 M. MOSER	26.478

29/09/2017

These data/results cannot be reproduced, stored and/or transmitted in whole or in part by any manner of electronic, mechanical, photocopying, recording, broadcasting or otherwise now known or herein after developed without the previous express consent by the copyright owner, except for reproduction in daily press and regular printed publications on sale to the public within 60 days of the event related to those data/results and always provided that copyright symbol appears together as follows below.

© DORNA WSBK ORGANIZATION Srl 2017



Magny-Cours 4.411 m

### French Round, 29-30 September - 1 October 2017

#### Superstock 1000 - Ideal Times Free Practice 2nd Session

Rider No.	Nat	Bike	Seg. 1 Diff. 1	Seg. 2 Diff. 2	Seg. 3 Diff. 3	Seg. 4 Diff. 4	Ideal Time		
							Best Lap	Pos.	Diff.
1	21 F. MARINO	FRA Yamaha YZF R1	<b>29.829</b> 0.078	21.992 0.014	22.620 0.083	25.525 0.094	<b>1'39.966</b> 1'40.235	2	0.269
2	2 R. TAMBURINI	ITA Yamaha YZF R1	29.897	22.079	22.641 0.029	25.486 0.136	<b>1'40.103</b> 1'40.268	3	0.165
3	23 F. SANDI	ITA BMW S 1000 RR	30.123 0.015	<b>21.927</b>	22.633	25.437	<b>1'40.120</b> 1'40.135	1	0.015
4	11 J. GUARNONI	FRA Kawasaki ZX-10RR	30.008 0.112	22.112	22.596	25.650	<b>1'40.366</b> 1'40.478	4	0.112
5	5 M. FACCANI	ITA BMW S 1000 RR	29.994 0.243	22.174 0.111	22.812	<b>25.435</b>	<b>1'40.415</b> 1'40.769	8	0.354
6	55 I. MYKHALCHYK	UKR Kawasaki ZX-10RR	30.147 0.051	22.034 0.112	<b>22.590</b>	25.674 0.070	<b>1'40.445</b> 1'40.678	6	0.233
7	70 L. VITALI	ITA Aprilia RSV4 RF	30.113	22.068	22.801	25.660	<b>1'40.642</b> 1'40.642	5	
8	3 S. SUCHET	SUI BMW S 1000 RR	29.947	22.187 0.037	22.908 0.070	25.601	<b>1'40.643</b> 1'40.750	7	0.107
9	54 T. RAZGATLIOGLU	TUR Kawasaki ZX-10RR	30.119	22.100	22.848 0.073	25.743	<b>1'40.810</b> 1'40.883	9	0.073
10	41 F. D'ANNUNZIO	ITA BMW S 1000 RR	30.141 0.120	22.186	22.936 0.036	25.696 0.151	<b>1'40.959</b> 1'41.266	10	0.307
11	12 M. RINALDI	ITA Ducati Panigale R	30.161	22.400	22.822 0.223	25.815	<b>1'41.198</b> 1'41.421	11	0.223
12	19 J. PUFFE	GER BMW S 1000 RR	30.246 0.115	22.339 0.046	22.956	26.017	<b>1'41.558</b> 1'41.719	12	0.161
13	7 M. FRITZ	GER Yamaha YZF R1	30.320	22.269 0.167	23.074	26.009 0.010	<b>1'41.672</b> 1'41.849	14	0.177
14	57 M. JONES	AUS Ducati Panigale R	30.097 0.136	22.773	22.993 0.062	25.866 0.145	<b>1'41.729</b> 1'42.072	16	0.343
15	51 E. VIONNET	SUI BMW S 1000 RR	30.632 0.056	22.122	23.171	25.865	<b>1'41.790</b> 1'41.846	13	0.056
16	71 M. SCHEIB	CHI Aprilia RSV4 RF	30.341	22.306 0.079	23.198	26.040 0.083	<b>1'41.885</b> 1'42.047	15	0.162
17	18 R. CECCHINI	ITA BMW S 1000 RR	30.630 0.047	22.352 0.134	22.881	26.120	<b>1'41.983</b> 1'42.164	17	0.181
18	6 E. PUSCEDDU	ITA BMW S 1000 RR	30.567 0.009	22.430	23.080 0.013	25.941 0.182	<b>1'42.018</b> 1'42.222	18	0.204
19	10 M. BONNOT	FRA BMW S 1000 RR	30.508 0.043	22.426	23.264	25.996 0.235	<b>1'42.194</b> 1'42.472	21	0.278
20	77 W. TESSELS	NED Kawasaki ZX-10RR	30.600 0.113	22.476	22.982 0.075	26.180 0.045	<b>1'42.238</b> 1'42.471	20	0.233
21	59 A. SCHACHT	DEN Ducati Panigale R	30.696	22.327	23.230	26.082	<b>1'42.335</b> 1'42.335	19	
22	90 T. FINSTERBUSCH	GER Kawasaki ZX-10RR	30.501 0.223	22.388 0.412	23.386 0.138	26.233 0.151	<b>1'42.508</b> 1'43.432	25	0.924
23	34 X. PINSACH	ESP Kawasaki ZX-10RR	30.676	22.695 0.095	23.507 0.080	26.142	<b>1'43.020</b> 1'43.195	23	0.175
24	46 M. CUDEVILLE	FRA Kawasaki ZX-10RR	30.806 0.003	22.601	23.372	26.288 0.016	<b>1'43.067</b> 1'43.086	22	0.019
25	68 G. SCOTT	AUS Kawasaki ZX-10RR	30.720 0.154	22.683	23.262 0.015	26.447 0.003	<b>1'43.112</b> 1'43.284	24	0.172
26	81 A. BERNARDI	ITA Yamaha YZF R1	30.745	22.979 0.198	23.420	26.214	<b>1'43.358</b> 1'43.556	26	0.198
27	16 G. RUIU	ITA Yamaha YZF R1	30.743	22.810 0.381	23.506 0.008	26.404	<b>1'43.463</b> 1'43.852	28	0.389
28	32 M. MOSER	GER Kawasaki ZX-10RR	30.877 0.019	22.848 0.010	23.487 0.002	26.478	<b>1'43.690</b> 1'43.721	27	0.031
29	61 A. TERZIANI	ITA Yamaha YZF R1	30.867	23.008	23.929 0.112	26.436 0.280	<b>1'44.240</b> 1'44.632	29	0.392
<b>Overall Ideal Time</b>			<b>29.829</b>	<b>21.927</b>	<b>22.590</b>	<b>25.435</b>	<b>1'39.781</b>		

29/09/2017

These data/results cannot be reproduced, stored and/or transmitted in whole or in part by any manner of electronic, mechanical, photocopying, recording, broadcasting or otherwise now known or herein after developed without the previous express consent by the copyright owner, except for reproduction in daily press and regular printed publications on sale to the public within 60 days of the event related to those data/results and always provided that copyright symbol appears together as follows below.

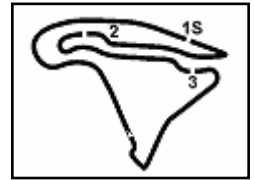
© DORNA WSBK ORGANIZATION Srl 2017

**PIRELLI PERUGIA TIMING**


Official Tyre Supplier



Official Timekeeper


**3.5**
**STK1000**
**120/08**


### French Round, 29-30 September - 1 October 2017

#### Superstock 1000 - Chronological Analysis Free Practice 2nd Session

Magny-Cours 4.411 m

**1 / 4**

1° 23 F. SANDI (1'40.135)							
Lap	Seg.1	Seg.2	Seg.3	Seg.4	Lap Time	km/h	Local Time
1					2'22.325P	259,0	13:45'23.675
2	1'08.850	23.495	23.996	25.984	1'41.499	279,1	13:47'46.000
3	30.530	22.243	23.042	25.684	1'41.084	279,8	13:49'27.499
4	30.422	21.967	22.981	25.714	1'40.999	276,2	13:51'08.583
5	30.414	22.072	22.904	25.609	1'12.982	278,4	13:52'49.582
6	30.316	22.064	22.809	25.815	1'40.999	276,2	13:55'17.753
7	8'02.029	23.510	24.056	25.815	9'15.410P	251,7	14:04'33.163
8	30.154	22.153	23.069	25.532	1'40.908	266,0	14:06'14.071
9	30.138	<b>21.927</b>	<b>22.633</b>	<b>25.437</b>	<b>1'40.135</b>	277,6	14:07'54.206
10	<b>30.123</b>	21.966	22.853	26.018	1'40.960	279,1	14:09'35.166
11	30.266	21.977	22.704	25.831	1'40.778	279,1	14:11'15.944
12	34.133	24.881	24.700	31.257	1'54.971P	248,8	14:13'10.915
13	1'31.628	22.734	25.091	30.053	2'49.506P	266,7	14:16'00.421

2° 21 F. MARINO (1'40.235)							
Lap	Seg.1	Seg.2	Seg.3	Seg.4	Lap Time	km/h	Local Time
1					6'51.744P	156,1	13:46'49.132
2	5'22.070	29.174	28.458	32.042	14'33.710P	274,8	13:53'40.876
3	13'21.913	22.944	23.328	<b>25.525</b>	1'40.235	285,7	14:08'14.586
4	29.907	22.006	22.703	25.619	1'40.492	281,3	14:09'54.821
5	30.070	<b>21.992</b>	22.777	25.653	1'40.416	281,3	14:11'35.313
6	29.896	22.199	<b>22.620</b>	25.701	1'40.246	281,3	14:13'15.729
7	<b>29.829</b>	22.107	22.663	25.647	1'40.580	284,2	14:14'55.975
8	29.878	22.026	22.749	25.927			14:16'36.555

3° 2 R. TAMBURINI (1'40.268)							
Lap	Seg.1	Seg.2	Seg.3	Seg.4	Lap Time	km/h	Local Time
1					7'32.290P	267,3	13:47'39.123
2	30.562	22.778	23.294	26.023	1'41.316	277,6	13:49'21.780
3	30.077	22.516	23.084	25.639	1'41.019	276,9	13:51'03.096
4	30.475	23.754	24.594	30.437	1'41.184	277,6	13:52'52.356
5	30.117	22.325	22.873	25.704	1'40.384	278,4	13:54'33.375
6	30.034	22.306	22.993	25.851	1'40.784	277,6	13:56'14.559
7	32.058	25.799	24.829	29.078	1'40.494	270,7	13:58'06.323
8	6'18.036	23.962	23.514	26.778	1'40.494	270,7	14:05'38.613
9	30.070	22.103	22.725	<b>25.486</b>	1'40.268	281,3	14:07'18.997
10	<b>29.897</b>	<b>22.079</b>	22.670	25.622	1'40.494	270,7	14:08'59.265
11	29.952	22.212	<b>22.641</b>	25.689	1'40.467	275,5	14:10'39.759
12	30.440	22.715	23.074	25.808	1'40.903	276,9	14:12'21.796
13	29.903	22.169	22.759	25.636	1'40.903	276,9	14:12'02.263
14	29.975	22.227	22.936	25.765			14:15'43.166

4° 11 J. GUARNONI (1'40.478)							
Lap	Seg.1	Seg.2	Seg.3	Seg.4	Lap Time	km/h	Local Time
1					1'46.796P	255,9	13:47'50.555
2	30.662	22.495	23.362	25.848	1'41.635	271,4	13:49'32.922
3	30.391	22.596	22.874	25.923	1'41.767	274,8	13:51'14.706
4	30.503	22.466	22.911	25.887	1'41.036	279,1	13:52'56.473
5	30.409	22.488	22.929	25.809	1'40.478	278,4	13:54'38.108
6	30.277	22.200	22.836	25.723	1'40.714	276,9	13:56'19.144
7	31.717	22.934	23.062	29.083	1'46.078	276,9	13:58'05.940
8	5'13.125	31.343	23.754	26.059	1'40.804	274,8	14:04'40.221
9	30.120	<b>22.112</b>	<b>22.596</b>	<b>25.650</b>	1'40.478	278,4	14:06'20.699
10	30.074	22.188	22.642	25.810	1'40.804	274,8	14:08'01.413
11	30.108	22.195	22.690	25.811	1'46.078	276,9	14:09'42.217
12	<b>30.008</b>	24.028	25.396	26.642	1'49.292	279,8	14:11'28.291
13	30.178	27.008	25.574	26.532	1'40.920	276,2	14:13'17.583
14	30.187	22.144	22.734	25.855	1'40.933	277,6	14:14'58.503
15	30.129	22.125	22.645	26.034			14:16'39.436

5° 70 L. VITALI (1'40.642)							
Lap	Seg.1	Seg.2	Seg.3	Seg.4	Lap Time	km/h	Local Time
1					2'38.605	226,80	13:45'16.285
2	1'03.526	24.623	23.715	26.437	2'22.224	229,78	13:47'34.586
3	30.521	22.482	23.399	26.118	<b>22.187</b>	<b>22.908</b>	13:49'17.106
4	30.207	22.451	23.279	26.096	22.978	229,1	13:50'59.139
5	30.172	22.370	23.316	26.009	22.978	229,1	13:52'41.006
6	31.107	23.618	24.151	28.577	26.191	229,1	13:54'28.459
7	4'52.868	23.247	24.239	26.309	1'41.257	282,7	14:00'35.122
8	30.528	22.412	23.250	25.926	1'40.752	277,6	14:02'17.238
9	30.604	22.259	23.337	26.023	1'40.752	277,6	14:03'59.461
10	30.381	22.519	23.265	25.890	1'41.037	279,1	14:05'41.516
11	31.075	23.221	24.134	28.168	1'40.642	274,1	14:07'28.114
12	3'38.605	22.680	23.048	25.754	1'40.986	279,8	14:12'18.201
13	<b>29.947</b>	<b>22.224</b>	<b>22.978</b>	<b>25.601</b>	1'41.257	282,7	14:13'58.951
14	29.971	22.187	22.908	26.191			14:15'40.208

6° 55 I. MYKHALCHYK (1'40.678)							
Lap	Seg.1	Seg.2	Seg.3	Seg.4	Lap Time	km/h	Local Time
1					1'41.681	277,6	13:45'09.639
2	53.854	24.406	24.435	30.112	2'12.807P	242,7	13:47'22.446
3	31.153	22.812	23.241	26.193	1'43.399	276,2	13:49'05.845
4	30.865	22.567	23.064	26.149	1'42.645	277,6	13:50'48.490
5	30.638	22.864	22.977	25.918	1'42.397	282,0	13:52'30.887
6	30.555	22.623	24.232	30.850	1'48.260	270,7	13:54'19.147
7	30.623	22.370	22.961	26.277	1'42.231	274,8	13:56'01.378
8	30.463	22.380	23.051	26.073	1'41.967	277,6	13:57'43.345
9	31.972	22.788	24.256	29.756	1'48.772P	263,4	13:59'32.117
10	4'39.323	25.797	26.631	27.750	5'59.501P	228,8	14:05'31.618
11	30.513	22.423	22.874	25.871	1'41.681	266,7	14:07'13.299
12	30.223	22.101	22.652	25.858	1'40.834	276,9	14:08'54.133
13	30.198	22.146	<b>22.590</b>	25.744	<b>1'40.678</b>	277,6	14:10'34.811
14	30.284	<b>22.034</b>	22.760	<b>25.674</b>	1'40.752	277,6	14:12'15.563
15	30.297	22.203	22.799	25.738	1'41.037	279,1	14:13'56.600

7° 3 S. SUCHET (1'40.750)							
Lap	Seg.1	Seg.2	Seg.3	Seg.4	Lap Time	km/h	Local Time
1					1'41.681	277,6	13:45'16.285
2	1'03.526	24.623	23.715	26.437	2'18.301P	240,5	13:47'34.586
3	30.521	22.482	23.399	26.118	1'42.520	280,5	13:49'17.106
4	30.207	22.451	23.279	26.096	1'42.033	280,5	13:50'59.139
5	30.172	22.370	23.316	26.009	1'41.867	282,7	13:52'41.006
6	31.107	23.618	24.151	28.577	1'47.453P	267,3	13:54'28.459
7	4'52.868	23.247	24.239	26.309	6'06.663P	263,4	14:00'35.122
8	30.528	22.412	23.250	25.926	1'42.116	276,9	14:02'17.238
9	30.604	22.259	23.337	26.023	1'42.223	279,1	14:03'59.461
10	30.381	22.519	23.265	25.890	1'42.055	277,6	14:05'41.516
11	31.075	23.221	24.134	28.168	1'46.598P	266,0	14:07'28.114
12	3'38.605	22.680	23.048	25.754	4'50.087P	266,0	14:12'18.201
13	<b>29.947</b>	<b>22.224</b>	<b>22.978</b>	<b>25.601</b>	<b>1'40.750</b>	279,1	14:13'58.951
14	29.971	22.187	22.908	26.191	1'41.257	282,7	14:15'40.208

8° 5 M. FACCANI (1'40.769)							
Lap	Seg.1	Seg.2	Seg.3	Seg.4	Lap Time	km/h	Local Time
1					23.893	24,221	13:48'04.035
2	30.588	22.552	23.453	25.883	1'42.476	273,4	13:49'46.511
3	30.376	22.302	23.070	25.788	1'41.536	279,8	13:51'28.047
4	30.467	<b>22.174</b>	23.377	25.935	1'41.953	<b>281,3</b>	13:53'10.000
5	30.403	22.262	23.263	26.158	1'42.086	<b>281,3</b>	13:54'52.086
6	30.719	22.575	23.315	25.861	1'42.470	279,1	13:56'34.556
7	30.508	22.264	23.210	25.744	1'41.726	278,4	13:58'16.282
8	31.803	23.163	23.771	31.021	1'49.758P	266,7	14:00'06.040
9	5'52.664	22.924	23.455	26.063	7'05.106P	267,3	14:07'11.146
10	30.237	22.285	<b>22.812</b>	<b>25.435</b>	<b>1'40.769</b>	266,7	14:08'51.915
11	30.142	23.625	27.419	26.014	1'47.200C	278,4	14:10'39.115
12	30.015	22.186	22.932	25.853	1'40.986	279,8	14:12'20.101

29/09/2017

**P = Pits In/Out - C = Lap-Time Cancelled**

These data/results cannot be reproduced, stored and/or transmitted in whole or in part by any manner of electronic, mechanical, photocopying, recording, broadcasting or otherwise now known or herein after developed without the previous express consent by the copyright owner, except for reproduction in daily press and regular printed publications on sale to the public within 60 days of the event related to those data/results and always provided that copyright symbol appears together as follows below.

© DORNA WSBK ORGANIZATION Srl 2017

**PIRELLI**

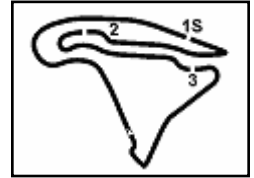

Official Tyre Supplier

**TISSOT**  
 SWISS WATCHES SINCE 1853

Official Timekeeper



**3.5**  
**STK1000**  
**120/08**



### French Round, 29-30 September - 1 October 2017

### Superstock 1000 - Chronological Analysis Free Practice 2nd Session

Magny-Cours 4.411 m

2 / 4

13	29.994	22.289	22.956	25.897	1'41.136	281,3	14:14'01.237
14	30.237	22.300	22.986	25.886	1'41.409	279,1	14:15'42.646

#### 9° 54 T. RAZGATLIOGLU (1'40.883)

Lap	Seg.1	Seg.2	Seg.3	Seg.4	Lap Time	km/h	Local Time
1		22.818	23.854	26.106	272,0	13:46'59.664	
2	30.282	22.248	23.448	25.878	1'41.856	278,4	13:48'41.520
3	30.371	22.419	23.365	26.041	1'42.196	282,0	13:50'23.716
4	30.130	22.542	23.300	26.125	1'42.097	280,5	13:52'05.813
5	30.259	22.357	23.063	26.074	1'41.753	277,6	13:53'47.566
6	30.309	22.267	23.217	26.064	1'41.857	283,5	13:55'29.423
7	30.572	22.615	23.054	25.987	1'42.228	275,5	13:57'11.651
8	32.060	23.576	23.467	30.090	1'49.193P	243,2	13:59'00.844
9	8'36.430	22.667	23.284	25.776	9'48.157P	277,6	14:08'49.001
10	30.119	22.100	22.921	25.743	1'40.883	279,1	14:10'29.884
11	30.206	22.136	22.945	25.916	1'41.203	280,5	14:12'11.087
12	30.143	22.255	23.158	25.894	1'41.450	282,7	14:13'52.537
13	30.290	22.196	22.848	25.931	1'41.265	282,0	14:15'33.802

#### 10° 41 F. D'ANNUNZIO (1'41.266)

Lap	Seg.1	Seg.2	Seg.3	Seg.4	Lap Time	km/h	Local Time
1		24.721	24.384	27.318	227,4	13:47'04.561	
2	30.974	22.983	23.642	26.132	1'43.731	258,4	13:48'48.292
3	31.016	29.772	23.810	26.560	1'51.158	241,1	13:50'39.450
4	30.754	22.769	23.428	26.201	1'43.152	262,8	13:52'22.602
5	30.897	22.841	23.269	26.341	1'43.348	257,1	13:54'05.950
6	30.511	23.190	24.161	26.299	1'44.161	248,8	13:55'50.111
7	30.517	22.503	23.303	26.193	1'42.516	262,1	13:57'32.627
8	31.910	24.276	24.294	30.880	1'51.360P	250,0	13:59'23.987
9	8'13.923	23.480	23.505	26.037	9'26.945P	243,2	14:08'50.932
10	30.450	22.589	22.936	25.696	1'41.671	270,7	14:10'32.603
11	30.261	22.186	22.972	25.847	1'41.266	268,7	14:12'13.869
12	30.255	22.397	23.047	26.293	1'41.992	270,0	14:13'55.861
13	30.141	22.410	22.970	25.834	1'41.355	268,7	14:15'37.216

#### 11° 12 M. RINALDI (1'41.421)

Lap	Seg.1	Seg.2	Seg.3	Seg.4	Lap Time	km/h	Local Time
1		23.515	23.984	26.341	255,3	13:47'57.493	
2	30.661	22.775	23.446	26.207	1'42.909	263,4	13:49'40.402
3	30.596	24.107	26.268	27.914	1'48.885	271,4	13:51'29.287
4	30.480	22.660	23.262	26.001	1'42.403	263,4	13:53'11.690
5	30.432	22.728	24.618	30.689	1'48.467P	262,8	13:55'00.157
6	8'20.197	23.424	23.832	25.927	9'33.380P	241,1	14:04'33.537
7	30.161	22.400	23.045	25.815	1'41.421	261,5	14:06'14.958
8	30.255	22.587	22.822	30.193	1'45.857P	265,4	14:08'00.815
9	6'43.131	22.969	23.847	29.884	7'59.831P	246,0	14:16'00.646

#### 12° 19 J. PUFFE (1'41.719)

Lap	Seg.1	Seg.2	Seg.3	Seg.4	Lap Time	km/h	Local Time
1		24.037	24.135	26.603	255,3	13:47'00.597	
2	30.784	22.747	23.482	26.515	1'43.528	272,0	13:48'44.125
3	30.602	23.073	23.878	26.348	1'43.901	266,0	13:50'28.026
4	30.621	23.146	23.428	26.416	1'43.611	265,4	13:52'11.637
5	30.648	22.700	23.633	26.665	1'43.646	270,7	13:53'55.283
6	30.673	22.664	23.525	26.503	1'43.365	272,7	13:55'38.648
7	30.750	22.800	23.557	29.627	1'46.734P	268,0	13:57'25.382
8	4'24.941	23.071	23.607	26.821	5'38.440P	259,0	14:03'03.822
9	30.443	22.587	23.118	26.148	1'42.296	270,0	14:04'46.118
10	30.447	22.509	23.087	26.180	1'42.223	275,5	14:06'28.341
11	33.374	22.886	25.876	26.351	1'48.487	268,0	14:08'16.828
12	30.246	22.339	23.071	26.299	1'41.955	274,8	14:09'58.783
13	30.681	22.600	23.296	26.444	1'43.021	269,3	14:11'41.804
14	30.361	22.385	22.956	26.017	1'41.719	276,9	14:13'23.523
15	31.077	22.999	23.439	26.305	1'43.820	270,7	14:15'07.343

#### 13° 51 E. VIONNET (1'41.846)

Lap	Seg.1	Seg.2	Seg.3	Seg.4	Lap Time	km/h	Local Time
1		24.452	24.351	26.980	242,2	13:46'55.675	
2	30.867	23.153	23.739	26.514	1'44.273	269,3	13:48'39.948
3	30.735	23.449	23.669	26.452	1'44.305	271,4	13:50'24.253
4	30.718	22.722	23.630	26.343	1'43.413	274,1	13:52'07.666
5	30.788	22.806	23.812	26.661	1'44.067	268,7	13:53'51.733
6	30.856	22.446	23.608	26.282	1'43.192	279,1	13:55'34.925
7	31.041	22.459	23.669	26.360	1'43.529	281,3	13:57'18.454
8	30.912	23.846	24.536	29.314	1'48.608P	281,3	13:59'07.062
9	5'43.466	25.139	24.605	26.440	6'59.650P	225,0	14:06'06.712
10	30.931	22.388	23.287	25.951	1'42.557	278,4	14:07'49.269
11	30.688	22.122	23.171	25.865	1'41.846	279,8	14:09'31.115
12	30.632	22.359	23.452	26.121	1'42.564	278,4	14:11'13.679
13	30.638	22.542	23.492	26.139	1'42.811	276,9	14:12'56.490
14	30.928	22.351	23.263	26.326	1'42.868	278,4	14:14'39.358
15	35.078	23.455	24.029	27.153	1'49.715	254,1	14:16'29.073

#### 14° 7 M. FRITZ (1'41.849)

Lap	Seg.1	Seg.2	Seg.3	Seg.4	Lap Time	km/h	Local Time
1		23.790	24.437	26.951	244,3	13:47'06.980	
2	31.079	22.612	23.537	26.426	1'43.654	269,3	13:48'50.634
3	30.901	26.944	23.919	26.597	1'48.361	252,9	13:50'38.995
4	30.864	22.634	23.459	26.419	1'43.376	270,7	13:52'22.371
5	30.911	22.621	23.354	26.392	1'43.278	266,0	13:54'05.649
6	30.661	22.985	23.567	26.533	1'43.746	270,7	13:55'49.395
7	30.729	22.506	23.357	26.409	1'43.001	268,7	13:57'32.396
8	33.038	24.162	24.523	30.600	1'52.323P	244,3	13:59'24.719
9	7'13.908	23.274	23.622	27.027	8'27.831P	245,5	14:07'52.550
10	30.746	22.608	23.152	26.285	1'42.791	266,0	14:09'35.341
11	30.320	22.436	23.074	26.019	1'41.849	268,7	14:11'17.190
12	30.633	22.269	23.118	26.009	1'42.029	271,4	14:12'59.219
13	30.474	22.508	23.145	26.014	1'42.141	254,1	14:14'41.360
14	30.589	22.549	23.286	26.314	1'42.738	267,3	14:16'24.098

#### 15° 71 M. SCHEIB (1'42.047)

Lap	Seg.1	Seg.2	Seg.3	Seg.4	Lap Time	km/h	Local Time
1		23.584	23.824	27.519	254,7	13:46'52.086	
2	31.085	22.708	23.511	26.944	1'44.248	270,0	13:48'36.334
3	30.728	22.306	23.442	26.040	1'42.516	281,3	13:50'18.850
4	30.766	22.821	23.329	26.175	1'43.091	276,9	13:52'01.941
5	30.822	22.451	23.567	26.392	1'43.278	276,9	13:54'13.510
6	31.230	25.702	25.232	27.321	1'49.485	279,1	13:56'02.995
7	31.531	22.777	23.842	32.046	1'50.196P	276,2	13:57'53.191
8	5'18.482	26.311	26.081	26.809	6'37.683P	252,9	14:04'30.874
9	31.449	22.481	23.396	26.648	1'43.974	274,1	14:06'14.848
10	30.724	22.664	23.276	30.980	1'47.644	269,3	14:08'02.492
11	30.341	22.385	23.198	26.123	1'42.047	279,8	14:09'44.539
12	30.386	22.537	23.461	29.189	1'45.573P	277,6	14:11'30.112
13	2'48.514	23.216	24.243	27.113	4'03.086P	270,7	14:15'33.198

#### 16° 57 M. JONES (1'42.072)

Lap	Seg.1	Seg.2	Seg.3	Seg.4	Lap Time	km/h	Local Time
1		24.995	23.960	26.736	225,5	13:47'36.295	
2	34.443	23.361	23.147	25.915	1'46.866	257,1	13:49'23.161
3	30.341	25.832	25.212	27.975	1'49.360CP	259,6	13:51'12.521
4	7'09.956	25.297	26.100	27.962	8'29.315CP	223,6	13:59'41.836
5	30.906	23.350	23.202	26.028	1'43.485	255,9	14:01'25.321
6	30.435	23.109	23.301	25.866	1'42.712	257,8	14:03'08.033
7	30.358	22.961	22.993	28.026	1'44.338	256,5	14:04'52.371
8	30.645	22.896	25.152	26.156	1'44.849	262,1	14:06'37.220
9	30.291	22.961	23.059	26.309	1'42.620	263,4	14:08'19.840
10	30.296	22.906	23.285	25.992	1'42.479	262,8	14:10'02.319
11	30.097	23.140	23.881	26.222	1'43.340	261,5	14:11'45.659

29/09/2017 P = Pits In/Out - C = Lap-Time Cancelled

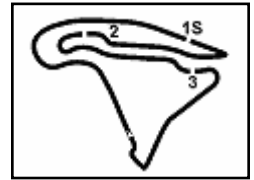
These data/results cannot be reproduced, stored and/or transmitted in whole or in part by any manner of electronic, mechanical, photocopying, recording, broadcasting or otherwise now known or herein after developed without the previous express consent by the copyright owner, except for reproduction in daily press and regular printed publications on sale to the public within 60 days of the event related to those data/results and always provided that copyright symbol appears together as follows below.

© DORNA WSBK ORGANIZATION Srl 2017





**3.5**  
STK1000  
120/08



Magny-Cours 4.411 m

### French Round, 29-30 September - 1 October 2017

#### Superstock 1000 - Chronological Analysis Free Practice 2nd Session

3 / 4

12	30.233	<b>22.773</b>	23.055	26.011	<b>1'42.072</b>	264,7	14:13'27.731	13	30.717	22.634	23.293	26.632	1'43.276	270,0	14:11'48.692
13	30.262	23.601	24.081	26.089	1'44.033C	<b>267,3</b>	14:15'11.764	14	30.668	22.641	23.201	26.456	1'42.966	270,0	14:13'31.658
15								15	30.664	22.678	23.273	26.779	1'43.394	263,4	14:15'15.052
<b>17° 18 R. CECCHINI (1'42.164)</b>								<b>21° 10 M. BONNOT (1'42.472)</b>							
Lap	Seg.1	Seg.2	Seg.3	Seg.4	Lap Time	km/h	Local Time	Lap	Seg.1	Seg.2	Seg.3	Seg.4	Lap Time	km/h	Local Time
1		23.522	23.801	26.730		248,3	13:47'58.133	1		24.011	24.826	27.107		251,7	13:46'53.965
2	30.936	23.158	23.283	26.371	1'43.748	279,1	13:49'41.881	2	30.984	23.082	23.922	26.508	1'44.496	264,1	13:48'38.461
3	30.678	22.639	23.254	26.267	1'42.838	274,8	13:51'24.719	3	30.888	22.782	23.772	26.292	1'43.734	266,7	13:50'22.195
4	30.823	22.471	23.243	26.350	1'42.887	<b>279,8</b>	13:53'07.606	4	30.621	22.789	23.772	26.666	1'43.848	266,7	13:52'06.043
5	33.089	22.742			1'55.323CP	255,3	13:55'02.929	5	30.699	22.667	23.472	26.309	1'43.147	266,0	13:53'49.190
6	8'18.994	23.252	23.273	26.229	9'31.748P	262,8	14:04'34.677	6	30.614	22.618	23.501	26.419	1'43.152	265,4	13:55'32.342
7	30.964	25.320	24.907	26.331	1'47.522	278,4	14:06'22.199	7	35.210	23.786	27.397	30.491	1'56.884P	245,5	13:57'29.226
8	30.756	22.440	22.905	26.136	1'42.237	278,4	14:08'04.436	8	9'54.501	24.349	24.656	26.750	1'11'0.256P	254,7	14:08'39.482
9	30.677	22.486	<b>22.881</b>	<b>26.120</b>	<b>1'42.164</b>	276,2	14:09'46.600	9	30.757	22.709	23.411	<b>25.996</b>	1'42.873	268,0	14:10'22.355
10	31.128	22.407	22.996	34.032	1'50.563P	275,5	14:11'37.163	10	30.551	<b>22.426</b>	<b>23.264</b>	26.231	<b>1'42.472</b>	267,3	14:12'04.827
11	1'33.207	23.901	23.299	26.132	2'46.539P	206,5	14:14'23.702	11	30.661	26.901	26.513	26.525	1'50.600C	<b>269,3</b>	14:13'55.427
12	<b>30.630</b>	<b>22.352</b>	23.007	28.937	1'44.926	267,3	14:16'08.628	12	<b>30.508</b>	22.728	23.413	1'02.244	2'18.893	264,7	14:16'14.320
<b>18° 6 E. PUSCEDDU (1'42.222)</b>								<b>22° 46 M. CUDEVILLE (1'43.086)</b>							
Lap	Seg.1	Seg.2	Seg.3	Seg.4	Lap Time	km/h	Local Time	Lap	Seg.1	Seg.2	Seg.3	Seg.4	Lap Time	km/h	Local Time
1		24.203	24.077	27.151		247,1	13:46'51.382	1		24.864	24.615	27.220		225,0	13:47'04.099
2	31.043	22.715	23.322	26.226	1'43.306	270,0	13:48'34.688	2	31.378	23.436	24.439	26.826	1'46.079	266,0	13:48'50.178
3	30.798	55.076	23.577	26.447	2'15.898	<b>277,6</b>	13:50'50.586	3	31.011	23.242	23.949	26.999	1'45.201	266,0	13:50'35.379
4	30.707	22.609	23.153	27.548	1'44.017	276,9	13:52'34.603	4	31.017	23.136	23.490	26.556	1'44.199	255,9	13:52'19.578
5	31.089	23.652	24.461	32.697	1'51.899P	268,0	13:54'26.502	5	30.985	22.944	23.594	26.676	1'44.199	262,8	13:54'03.777
6	8'30.641	31.916	31.446	31.047	10'05.050P	229,3	14:04'31.552	6	31.646	23.707	24.882	32.261	1'52.496P	256,5	13:55'56.273
7	30.995	22.620	23.201	26.294	1'43.110	274,1	14:06'14.662	7	7'10.270	24.323	24.778	41.477	8'40.848P	241,1	14:00'37.121
8	30.638	22.445	23.210	<b>25.941</b>	1'42.234	269,3	14:07'56.896	8	33.200	23.055	23.409	26.864	1'46.528	253,5	14:06'23.649
9	30.576	<b>22.430</b>	23.093	26.123	<b>1'42.222</b>	272,0	14:09'39.118	9	<b>30.806</b>	22.743	23.412	<b>26.288</b>	1'43.249	<b>270,7</b>	14:08'06.898
10	<b>30.567</b>	22.551	<b>23.080</b>	26.099	1'42.297	270,7	14:11'21.415	10	30.809	<b>22.601</b>	<b>23.372</b>	26.304	<b>1'43.086</b>	269,3	14:09'49.984
11	32.236	24.842	24.381	34.222	1'55.681P	254,7	14:13'17.096	11	40.740	24.279	24.854	30.487	2'00.360P	240,0	14:11'50.344
12	1'25.567	23.770	24.281	32.731	2'46.349P	240,0	14:16'03.445	12	2'04.926	23.218	23.639	26.759	3'18.542P	252,9	14:15'08.886
<b>19° 59 A. SCHACHT (1'42.335)</b>								<b>23° 34 X. PINSACH (1'43.195)</b>							
Lap	Seg.1	Seg.2	Seg.3	Seg.4	Lap Time	km/h	Local Time	Lap	Seg.1	Seg.2	Seg.3	Seg.4	Lap Time	km/h	Local Time
1		24.117	24.389	26.792		242,7	13:47'07.116	1		23.715	23.995	26.797		246,0	13:46'50.051
2	31.261	22.709	23.454	26.342	1'43.766	258,4	13:48'50.882	2	30.984	22.986	23.636	26.322	1'43.928	257,8	13:48'33.979
3	30.715	23.006	23.620	26.573	1'43.914	265,4	13:50'34.796	3	30.938	22.740	23.564	26.259	1'43.501	<b>273,4</b>	13:50'17.480
4	31.024	22.835	23.565	26.305	1'43.729	<b>272,0</b>	13:52'18.525	4	31.977	24.105	23.967	26.378	1'46.427	269,3	13:52'03.907
5	31.013	22.724	23.399	26.374	1'43.510	264,7	13:54'02.035	5	<b>30.676</b>	22.790	23.587	<b>26.142</b>	<b>1'43.195</b>	262,1	13:53'47.102
6	30.895	22.700	23.355	42.861	1'59.811P	269,3	13:56'01.846	6	30.897	<b>22.695</b>	<b>23.507</b>	26.332	1'43.431	259,0	13:55'30.533
7	5'04.705	23.018	23.447	26.559	6'17.729P	254,7	14:02'19.575	7	30.743	26.836			2'28.506CP	266,0	13:57'59.039
8	30.909	22.769	23.310	26.339	1'43.327	266,0	14:04'02.902	8					4'57.243P		14:02'56.282
9	30.961	22.607	23.527	26.464	1'43.559	266,7	14:05'46.461								
10	34.750	23.256	23.518	28.349	1'49.873P	250,6	14:07'36.334								
11	2'08.157	23.012	23.472	26.259	3'20.900P	262,8	14:10'57.234								
12	30.886	22.724	23.359	26.171	1'43.140	269,3	14:12'40.374								
13	<b>30.696</b>	<b>22.327</b>	<b>23.230</b>	<b>26.082</b>	<b>1'42.335</b>	262,8	14:14'22.709								
14	30.984	22.549	23.603	29.201	1'46.337C	270,0	14:16'09.046								
<b>20° 77 W. TESSELS (1'42.471)</b>								<b>24° 68 G. SCOTT (1'43.284)</b>							
Lap	Seg.1	Seg.2	Seg.3	Seg.4	Lap Time	km/h	Local Time	Lap	Seg.1	Seg.2	Seg.3	Seg.4	Lap Time	km/h	Local Time
1							13:45'10.873	1							13:44'55.163
2	49.253	24.120	23.904	26.791	2'04.068P	256,5	13:47'14.941	2	51.722	24.655	24.422	27.059	2'07.858P	241,1	13:47'03.021
3	31.156	22.864	23.399	26.564	1'43.983	271,4	13:48'58.924	3	31.225	23.263	23.821	26.748	1'45.057	267,3	13:48'48.078
4	30.958	23.020	23.448	26.808	1'44.234	263,4	13:50'43.158	4	31.038	22.987	23.638	26.597	1'44.260	259,0	13:50'32.338
5	30.808	23.094	23.380	26.228	1'43.510	253,5	13:52'26.668	5	31.022	22.818	23.814	26.948	1'44.602	260,9	13:52'16.940
6	30.673	22.533	<b>22.982</b>	26.497	1'42.685	272,0	13:54'09.353	6	30.993	22.715	23.799	26.713	1'44.220	267,3	13:54'01.160
7	30.757	22.778	23.938	27.798	1'45.271C	257,1	13:55'54.624	7	30.939	22.959	23.735	26.766	1'44.399	270,0	13:55'45.559
8	30.762	22.585	23.174	29.373	1'45.894P	270,0	13:57'40.518	8	31.096	23.116	24.516	30.999	1'49.727P	271,4	13:57'35.286
9	6'03.848	23.143	23.342	26.812	7'17.145P	257,1	14:04'57.663	9	3'31.623	23.341	23.919	26.737	4'45.620P	253,5	14:02'20.906
10	30.680	22.687	23.106	<b>26.180</b>	1'42.653	262,1	14:06'40.316	10	31.113	22.834	23.421	27.035	1'44.403	262,8	14:04'05.309
11	30.713	<b>22.476</b>	23.057	26.225	<b>1'42.471</b>	<b>272,7</b>	14:08'22.787	11	30.846	23.043	23.366	26.554	1'43.809	<b>274,8</b>	14:05'49.118
12	<b>30.600</b>	22.611	23.113	26.305	1'42.629	262,1	14:10'05.416	12	30.903	22.812	23.356	26.450	1'43.521	266,7	14:07'32.639
								13	30.874	<b>22.683</b>	23.277	26.450	<b>1'43.284</b>	269,3	14:09'15.923
								14	33.307	22.967	23.679	27.211	1'47.164	259,0	14:11'03.087
								15	30.804	22.786	<b>23.262</b>	26.482	1'43.334	271,4	14:12'46.421
								16	30.736	22.734	23.468	<b>26.447</b>	1'43.385	261,5	14:14'29.806
								17	<b>30.720</b>	22.823	23.393	26.740	1'43.676	272,7	14:16'13.482

29/09/2017 P = Pits In/Out - C = Lap-Time Cancelled

These data/results cannot be reproduced, stored and/or transmitted in whole or in part by any manner of electronic, mechanical, photocopying, recording, broadcasting or otherwise now known or herein after developed without the previous express consent by the copyright owner, except for reproduction in daily press and regular printed publications on sale to the public within 60 days of the event related to those data/results and always provided that copyright symbol appears together as follows below.

© DORNA WSBK ORGANIZATION Srl 2017

FICR PERUGIA TIMING

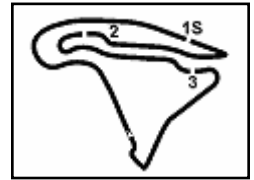


Official Tyre Supplier



Official Timekeeper





Magny-Cours 4.411 m

### French Round, 29-30 September - 1 October 2017

#### Superstock 1000 - Chronological Analysis Free Practice 2nd Session

4 / 4

25° 90 T. FINSTERBUSCH (1'43.432)							
Lap	Seg.1	Seg.2	Seg.3	Seg.4	Lap Time	km/h	Local Time
1		24.009	24.319	27.176		254,7	13:46'55.463
2	31.015	23.036	23.653	26.522	1'44.226	268,7	13:48'39.689
3	30.898	23.368	24.050	26.779	1'45.095	270,0	13:50'24.784
4	30.724	22.800	23.524	26.384	<b>1'43.432</b>	268,0	13:52'08.216
5	30.629	24.313	24.510	32.166	1'51.618P	<b>273,4</b>	13:53'59.834
6	3'34.013	23.284	24.028	27.198	4'48.523P	260,9	13:58'48.357
7	31.044	22.832	23.738	26.683	1'44.297	272,0	14:00'32.654
8	30.897	22.569	23.830	26.565	1'43.861	272,7	14:02'16.515
9	32.022	22.657	23.563	26.289	1'44.531	270,0	14:04'01.046
10	30.743	22.647	24.221	33.807	1'51.418CP	<b>273,4</b>	14:05'52.464
11	5'19.519	22.877	23.583	<b>26.233</b>	6'32.212P	266,7	14:12'24.676
12	31.291	22.644	23.527	26.934	1'44.396	271,4	14:14'09.072
13	<b>30.501</b>	<b>22.388</b>	<b>23.386</b>	28.576	1'44.851	<b>273,4</b>	14:15'53.923

13	<b>30.743</b>	23.191	23.514	<b>26.404</b>	<b>1'43.852</b>	262,1	14:12'23.221
14	31.110	23.358	23.698	26.638	1'44.804	265,4	14:14'08.025
15	31.511	22.967	<b>23.506</b>	26.766	1'44.750	262,1	14:15'52.775

26° 81 A. BERNARDI (1'43.556)							
Lap	Seg.1	Seg.2	Seg.3	Seg.4	Lap Time	km/h	Local Time
1							13:44'54.579
2	58.227	24.212	23.964	27.295	2'13.698P	207,7	13:47'08.277
3	31.150	23.338	23.535	26.366	1'44.389	246,0	13:48'52.666
4	<b>30.745</b>	23.177	<b>23.420</b>	<b>26.214</b>	<b>1'43.556</b>	263,4	13:50'36.222
5	30.830	23.114	23.606	29.672	1'47.222	251,2	13:52'23.444
6	31.052	<b>22.979</b>	23.777	36.453	1'54.261P	260,2	13:54'17.705
7	2'57.917	27.317	24.559	27.296	4'17.089P	212,2	13:58'34.794
8	31.467	23.209	24.140	27.036	1'45.852	255,9	14:00'20.646
9	31.453	23.397	23.672	31.364	1'49.886P	261,5	14:02'10.532
10	1'55.346	26.237	23.873	26.828	3'12.284P	222,7	14:05'22.816
11	31.216	23.387	23.645	31.853	1'50.101P	247,7	14:07'12.917
12	2'32.377	23.932	24.118	26.548	3'46.975P	232,8	14:10'59.892
13	31.079	23.296	23.895	26.676	1'44.946	262,8	14:12'44.838
14	31.082	23.445	23.808	27.610	1'45.945	<b>265,4</b>	14:14'30.783
15	31.527	23.195	24.302	27.607	1'46.631	259,6	14:16'17.414

27° 32 M. MOSER (1'43.721)							
Lap	Seg.1	Seg.2	Seg.3	Seg.4	Lap Time	km/h	Local Time
1		24.383	24.219	27.748		244,3	13:46'51.815
2	31.369	23.306	23.701	27.004	1'45.380	251,2	13:48'37.195
3	30.970	23.014	23.522	26.567	1'44.073	255,9	13:50'21.268
4	31.023	23.852	24.037	26.812	1'45.724	<b>268,0</b>	13:52'06.992
5	<b>30.877</b>	23.150	23.821	30.574	1'48.422P	259,0	13:53'55.414
6	7'20.040	25.075	24.461	27.246	8'36.822P	230,8	14:02'32.236
7	31.112	23.214	23.531	26.584	1'44.441	255,3	14:04'16.677
8	30.896	22.858	23.489	<b>26.478</b>	<b>1'43.721</b>	257,8	14:06'00.398
9	30.893	<b>22.848</b>	23.751	26.581	1'44.073	261,5	14:07'44.471
10	31.153	23.058	23.866	30.250	1'48.327P	257,1	14:09'32.798
11	2'09.177	23.988	25.042	26.988	3'25.195P	245,5	14:12'57.993
12	31.148	23.309	23.615	26.880	1'44.952	255,3	14:14'42.945
13	30.959	22.923	<b>23.487</b>	27.417	1'44.786	260,9	14:16'27.731

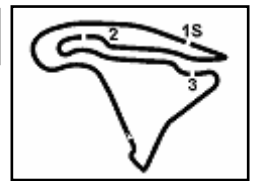
28° 16 G. RUIJ (1'43.852)							
Lap	Seg.1	Seg.2	Seg.3	Seg.4	Lap Time	km/h	Local Time
1		24.291	25.482	29.218		C 233,3	13:46'56.501
2	31.728	23.528	24.123	26.829	1'46.208	245,5	13:48'42.709
3	31.475	23.435	23.992	27.009	1'45.911	251,2	13:50'28.620
4	31.480	23.597	23.995	26.985	1'46.057	260,2	13:52'14.677
5	31.468	31.848	23.869	30.860	1'58.045P	<b>272,7</b>	13:54'12.722
6	4'24.783	25.146	24.533	27.175	5'41.637P	241,1	13:59'54.359
7	33.321	23.454	23.883	26.906	1'47.564	248,8	14:01'41.923
8	31.445	23.389	23.934	26.649	1'45.417	250,0	14:03'27.340
9	31.401	23.193	23.866	26.809	1'45.269	256,5	14:05'12.609
10	31.435	26.171	28.479	30.423	1'56.508	268,0	14:07'09.117
11	31.662	23.150	23.640	26.999	1'45.451	266,7	14:08'54.568
12	30.958	<b>22.810</b>	23.614	27.419	1'44.801	266,0	14:10'39.369

29/09/2017

P = Pits In/Out - C = Lap-Time Cancelled

These data/results cannot be reproduced, stored and/or transmitted in whole or in part by any manner of electronic, mechanical, photocopying, recording, broadcasting or otherwise now known or herein after developed without the previous express consent by the copyright owner, except for reproduction in daily press and regular printed publications on sale to the public within 60 days of the event related to those data/results and always provided that copyright symbol appears together as follows below.

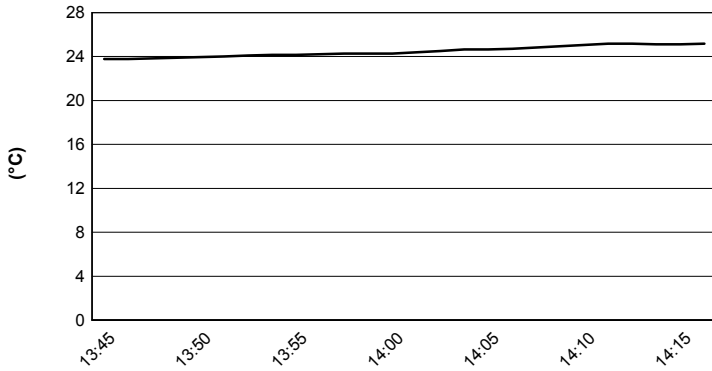
© DORNA WSBK ORGANIZATION Srl 2017



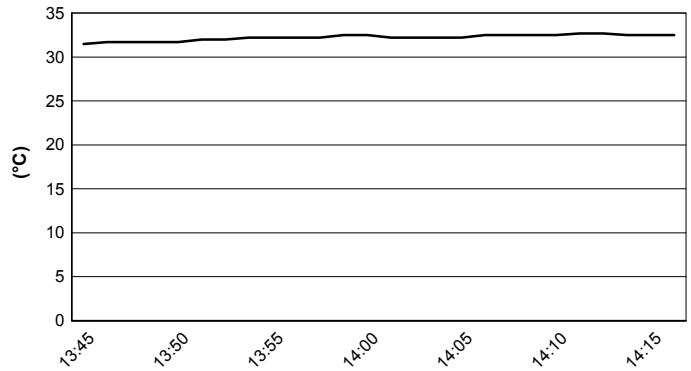
Magny-Cours 4.411 m

**French Round, 29-30 September - 1 October 2017**  
**Superstock 1000 - Weather Report Free Practice 2nd Session**  
 Session started 13:45 - Session ended 14:17

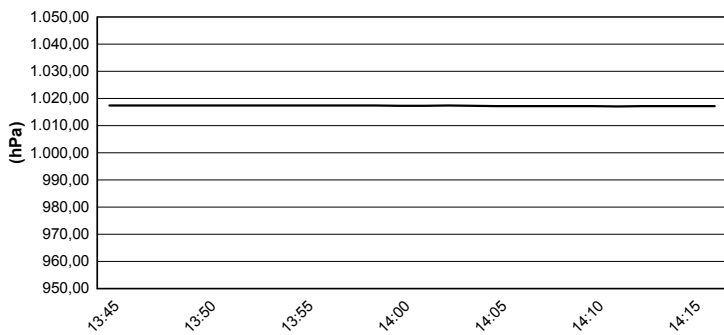
**Air Temperature**



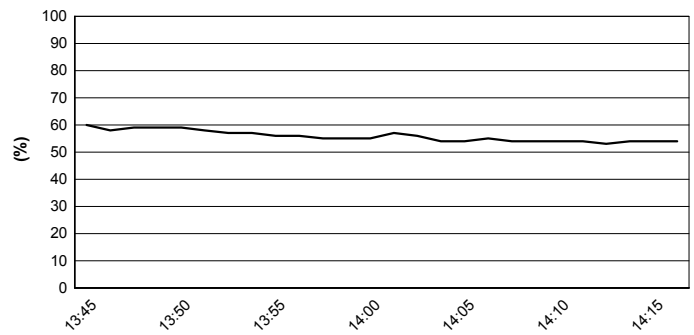
**Track Temperature**



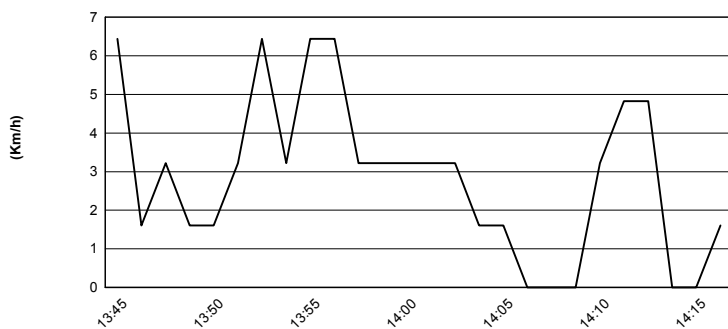
**Air Pressure**



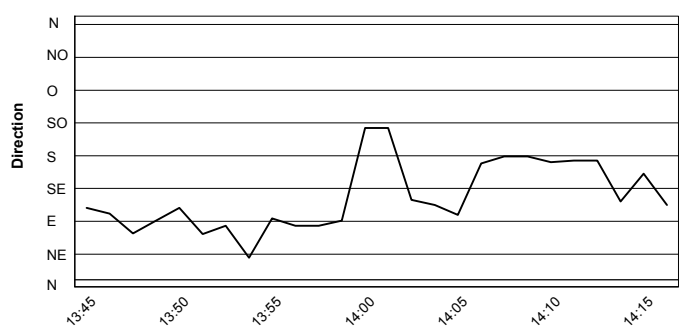
**Humidity**



**Wind Speed**



**Wind Direction**



29/09/2017

These data/results cannot be reproduced, stored and/or transmitted in whole or in part by any manner of electronic, mechanical, photocopying, recording, broadcasting or otherwise now known or herein after developed without the previous express consent by the copyright owner, except for reproduction in daily press and regular printed publications on sale to the public within 60 days of the event related to those data/results and always provided that copyright symbol appears together as follows below.

© DORNA WSBK ORGANIZATION Srl 2017