

### French Round, 29-30 September - 1 October 2017

### Superstock 1000 - Free Practices Combined Results

No.	Rider	Nat	Team	Bike	FP1	FP2	FP3	Time	Gap	Rel.	Laps
1	<b>23 SANDI</b> Federico	ITA	Berclaz Racing Team	BMW S 1000 RR	1'40.510	<b>1'40.135</b>	2'08.352	<b>1'40.135</b>			26
2	<b>21 MARINO</b> Florian	FRA	PATA Yamaha Official STK 1000 Team	Yamaha YZF R1	1'40.915	<b>1'40.235</b>	2'01.691	<b>1'40.235</b>	0.100	0.100	31
3	<b>2 TAMBURINI</b> Roberto	ITA	PATA Yamaha Official STK 1000 Team	Yamaha YZF R1	1'41.134	<b>1'40.268</b>	2'04.892	<b>1'40.268</b>	0.133	0.033	35
4	<b>11 GUARNONI</b> Jeremy	FRA	Pedercini Racing Kawasaki	Kawasaki ZX-10RR	1'41.217	<b>1'40.478</b>	2'01.916	<b>1'40.478</b>	0.343	0.210	37
5	<b>70 VITALI</b> Luca	ITA	Nuova M2 Racing	Aprilia RSV4 RF	1'42.757	<b>1'40.642</b>	2'05.456	<b>1'40.642</b>	0.507	0.164	40
6	<b>55 MYKHALCHYK</b> Illia	UKR	TripleM Racing	Kawasaki ZX-10RR	1'42.272	<b>1'40.678</b>	2'02.927	<b>1'40.678</b>	0.543	0.036	38
7	<b>3 SUCHET</b> Sebastien	SUI	Berclaz Racing Team	BMW S 1000 RR	1'41.579	<b>1'40.750</b>	2'05.347	<b>1'40.750</b>	0.615	0.072	36
8	<b>5 FACCANI</b> Marco	ITA	Althea BMW Racing Team	BMW S 1000 RR	1'42.091	<b>1'40.769</b>	2'06.240	<b>1'40.769</b>	0.634	0.019	35
9	<b>54 RAZGATLIOGLU</b> Toprak	TUR	Kawasaki Puccetti Racing	Kawasaki ZX-10RR	1'41.527	<b>1'40.883</b>	2'11.529	<b>1'40.883</b>	0.748	0.114	26
10	<b>41 D'ANNUNZIO</b> Federico	ITA	FDA Racing Team	BMW S 1000 RR	1'42.522	<b>1'41.266</b>	2'08.386	<b>1'41.266</b>	1.131	0.383	37
11	<b>12 RINALDI</b> Michael Ruben	ITA	Aruba.it Racing - Junior Team	Ducati Panigale R	1'42.504	<b>1'41.421</b>	2'04.046	<b>1'41.421</b>	1.286	0.155	33
12	<b>19 PUFFE</b> Julian	GER	Althea MF84	BMW S 1000 RR	1'42.420	<b>1'41.719</b>	2'07.478	<b>1'41.719</b>	1.584	0.298	42
13	<b>51 VIONNET</b> Eric	SUI	Motors Vionnet	BMW S 1000 RR	1'43.327	<b>1'41.846</b>	2'11.199	<b>1'41.846</b>	1.711	0.127	35
14	<b>7 FRITZ</b> Marvin	GER	Bayer-Bikerbox Yamaichi	Yamaha YZF R1	1'42.483	<b>1'41.849</b>	2'04.072	<b>1'41.849</b>	1.714	0.003	38
15	<b>71 SCHEIB</b> Maximilian	CHI	Nuova M2 Racing	Aprilia RSV4 RF	1'43.943	<b>1'42.047</b>	2'05.255	<b>1'42.047</b>	1.912	0.198	32
16	<b>57 JONES</b> Mike	AUS	Aruba.it Racing - Junior Team	Ducati Panigale R	1'44.219	<b>1'42.072</b>	2'07.998	<b>1'42.072</b>	1.937	0.025	37
17	<b>18 CECCHINI</b> Riccardo	ITA	2R Road Racing	BMW S 1000 RR	1'43.531	<b>1'42.164</b>	2'06.376	<b>1'42.164</b>	2.029	0.092	36
18	<b>6 PUSCEDDU</b> Emanuele	ITA	D.K.Racing	BMW S 1000 RR	1'44.108	<b>1'42.222</b>	2'04.670	<b>1'42.222</b>	2.087	0.058	36
19	<b>59 SCHACHT</b> Alex	DEN	EAB Schacht Racing Team	Ducati Panigale R	1'43.523	<b>1'42.335</b>	2'09.091	<b>1'42.335</b>	2.200	0.113	35
20	<b>77 TESSELS</b> Wayne	NED	Agro On-Benjan-Kawasaki	Kawasaki ZX-10RR	1'43.132	<b>1'42.471</b>	2'04.660	<b>1'42.471</b>	2.336	0.136	42
21	<b>10 BONNOT</b> Maxime	FRA	TECMAS	BMW S 1000 RR	1'45.000	<b>1'42.472</b>	2'11.717	<b>1'42.472</b>	2.337	0.001	32
22	<b>46 CUDEVILLE</b> Maxime	FRA	Leader Team Flembbo	Kawasaki ZX-10RR	1'44.692	<b>1'43.086</b>	2'12.456	<b>1'43.086</b>	2.951	0.614	34
23	<b>34 PINSACH</b> Xavier	ESP	ETG Racing	Kawasaki ZX-10RR	1'43.376	<b>1'43.195</b>	2'09.351	<b>1'43.195</b>	3.060	0.109	37
24	<b>68 SCOTT</b> Glenn	AUS	Agro On-Benjan-Kawasaki	Kawasaki ZX-10RR	1'44.498	<b>1'43.284</b>	2'08.782	<b>1'43.284</b>	3.149	0.089	44
25	<b>90 FINSTERBUSCH</b> Toni	GER	Agro On-Benjan-Kawasaki	Kawasaki ZX-10RR	1'44.136	<b>1'43.432</b>	2'06.749	<b>1'43.432</b>	3.297	0.148	39
26	<b>81 BERNARDI</b> Alex	ITA	TheBlackSheepTeam	Yamaha YZF R1	1'45.112	<b>1'43.556</b>	2'17.545	<b>1'43.556</b>	3.421	0.124	36
27	<b>32 MOSER</b> Marc	GER	TripleM Racing	Kawasaki ZX-10RR	1'44.943	<b>1'43.721</b>	2'05.570	<b>1'43.721</b>	3.586	0.165	38
28	<b>16 RUIU</b> Gabriele	ITA	Team Trasimeno	Yamaha YZF R1	1'46.400	<b>1'43.852</b>	2'06.550	<b>1'43.852</b>	3.717	0.131	43
29	<b>61 TERZIANI</b> Alessio	ITA	Tucci Racing Team	Yamaha YZF R1	1'45.885	<b>1'44.632</b>	2'10.154	<b>1'44.632</b>	4.497	0.780	33

30/09/2017

These data/results cannot be reproduced, stored and/or transmitted in whole or in part by any manner of electronic, mechanical, photocopying, recording, broadcasting or otherwise now known or herein after developed without the previous express consent by the copyright owner, except for reproduction in daily press and regular printed publications on sale to the public within 60 days of the event related to those data/results and always provided that copyright symbol appears together as follows below.

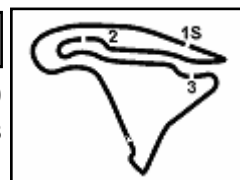
© DORNA WSBK ORGANIZATION Srl 2017

**FIK R PERUGIA TIMING**


Official Tyre Supplier



Official Timekeeper



### French Round, 29-30 September - 1 October 2017

### Superstock 1000 - Results Free Practice 3rd Session

No.	Rider	Nat	Team	Bike	Time	Gap	Rel.	Laps	Speed	
									Avg	Max
1	21 F. MARINO	FRA	PATA Yamaha Official STK 1000 Team	Yamaha YZF R1	<b>2'01.691</b>			12	130,491	<b>250,0</b>
2	11 J. GUARNONI	FRA	Pedercini Racing Kawasaki	Kawasaki ZX-10RR	<b>2'01.916</b>	0.225	0.225	12	130,250	<b>242,7</b>
3	55 I. MYKHALCHYK	UKR	TripleM Racing	Kawasaki ZX-10RR	<b>2'02.927</b>	1.236	1.011	12	129,179	<b>236,8</b>
4	12 M. RINALDI	ITA	Aruba.it Racing - Junior Team	Ducati Panigale R	<b>2'04.046</b>	2.355	1.119	13	128,014	<b>223,1</b>
5	7 M. FRITZ	GER	Bayer-Bikerbox Yamaichi	Yamaha YZF R1	<b>2'04.072</b>	2.381	0.026	11	127,987	<b>219,5</b>
6	77 W. TESSELS	NED	Agro On-Benjan-Kawasaki	Kawasaki ZX-10RR	<b>2'04.660</b>	2.969	0.588	13	127,383	<b>233,8</b>
7	6 E. PUSCEDDU	ITA	D.K.Racing	BMW S 1000 RR	<b>2'04.670</b>	2.979	0.010	12	127,373	<b>247,1</b>
8	2 R. TAMBURINI	ITA	PATA Yamaha Official STK 1000 Team	Yamaha YZF R1	<b>2'04.892</b>	3.201	0.222	12	127,147	<b>231,3</b>
9	71 M. SCHEIB	CHI	Nuova M2 Racing	Aprilia RSV4 RF	<b>2'05.255</b>	3.564	0.363	7	126,778	<b>246,0</b>
10	3 S. SUCHET	SUI	Berclaz Racing Team	BMW S 1000 RR	<b>2'05.347</b>	3.656	0.092	14	126,685	<b>222,2</b>
11	70 L. VITALI	ITA	Nuova M2 Racing	Aprilia RSV4 RF	<b>2'05.456</b>	3.765	0.109	12	126,575	<b>240,5</b>
12	32 M. MOSER	GER	TripleM Racing	Kawasaki ZX-10RR	<b>2'05.570</b>	3.879	0.114	14	126,460	<b>216,0</b>
13	5 M. FACCANI	ITA	Althea BMW Racing Team	BMW S 1000 RR	<b>2'06.240</b>	4.549	0.670	8	125,789	<b>233,8</b>
14	18 R. CECCHINI	ITA	2R Road Racing	BMW S 1000 RR	<b>2'06.376</b>	4.685	0.136	13	125,654	<b>223,6</b>
15	16 G. RUIU	ITA	Team Trasimeno	Yamaha YZF R1	<b>2'06.550</b>	4.859	0.174	14	125,481	<b>220,9</b>
16	90 T. FINSTERBUSCH	GER	Agro On-Benjan-Kawasaki	Kawasaki ZX-10RR	<b>2'06.749</b>	5.058	0.199	13	125,284	<b>247,7</b>
17	19 J. PUFFE	GER	Althea MF84	BMW S 1000 RR	<b>2'07.478</b>	5.787	0.729	13	124,567	<b>219,1</b>
18	57 M. JONES	AUS	Aruba.it Racing - Junior Team	Ducati Panigale R	<b>2'07.998</b>	6.307	0.520	12	124,061	<b>232,8</b>
19	23 F. SANDI	ITA	Berclaz Racing Team	BMW S 1000 RR	<b>2'08.352</b>	6.661	0.354	6	123,719	<b>218,2</b>
20	41 F. D'ANNUNZIO	ITA	FDA Racing Team	BMW S 1000 RR	<b>2'08.386</b>	6.695	0.034	12	123,686	<b>222,7</b>
21	68 G. SCOTT	AUS	Agro On-Benjan-Kawasaki	Kawasaki ZX-10RR	<b>2'08.782</b>	7.091	0.396	14	123,306	<b>228,8</b>
22	59 A. SCHACHT	DEN	EAB Schacht Racing Team	Ducati Panigale R	<b>2'09.091</b>	7.400	0.309	7	123,011	<b>217,7</b>
23	34 X. PINSACH	ESP	ETG Racing	Kawasaki ZX-10RR	<b>2'09.351</b>	7.660	0.260	14	122,764	<b>221,3</b>
24	61 A. TERZIANI	ITA	Tucci Racing Team	Yamaha YZF R1	<b>2'10.154</b>	8.463	0.803	11	122,006	<b>223,6</b>
25	51 E. VIONNET	SUI	Motors Vionnet	BMW S 1000 RR	<b>2'11.199</b>	9.508	1.045	11	121,034	<b>210,1</b>
26	54 T. RAZGATLIOGLU	TUR	Kawasaki Puccetti Racing	Kawasaki ZX-10RR	<b>2'11.529</b>	9.838	0.330	1	120,731	<b>242,2</b>
27	10 M. BONNOT	FRA	TECMAS	BMW S 1000 RR	<b>2'11.717</b>	10.026	0.188	11	120,558	<b>228,3</b>
28	46 M. CUDEVILLE	FRA	Leader Team Flembbo	Kawasaki ZX-10RR	<b>2'12.456</b>	10.765	0.739	12	119,886	<b>226,4</b>
29	81 A. BERNARDI	ITA	TheBlackSheepTeam	Yamaha YZF R1	<b>2'17.545</b>	15.854	5.089	9	115,450	<b>201,5</b>

Qualifying Lap Time (107% of 2'01.691): 2'10.210

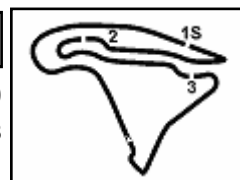
AIR	Humidity:	91%	Temp:	13°C
TRACK	Condition:	Wet	Temp:	17°C

Records	Pole (QP)	2016	L.Mahias	1'39.922	158,920	Km/h
	Race (RC)	2016	T.Razgatioglu	1'39.923	158,920	Km/h
	Circuit (QP)	2016	L.Mahias	1'39.922	158,920	Km/h

Start 30/09/2017 09:47 End 10:19 The results are provisional until the end of the time limit for protests and appeals and the completion of the technical checks.

These data/results cannot be reproduced, stored and/or transmitted in whole or in part by any manner of electronic, mechanical, photocopying, recording, broadcasting or otherwise now known or herein after developed without the previous express consent by the copyright owner, except for reproduction in daily press and regular printed publications on sale to the public within 60 days of the event related to those data/results and always provided that copyright symbol appears together as follows below.

© DORNA WSBK ORGANIZATION Srl 2017



## French Round, 29-30 September - 1 October 2017

### Superstock 1000 - Results Free Practice 3rd Session

#### Session Highlights

Local Time	No. Rider	Description
09.47.00		Start
09.50.36	71 M. SCHEIB	Crashed - Turn 3
09.55.12	54 T. RAZGATLIOGLU	Crashed - Turn 13
09.55.40	81 A. BERNARDI	Lap Cancelled - Exceeded Track Limits - Turn 11
09.55.58	54 T. RAZGATLIOGLU	Medical Centre
09.56.21	81 A. BERNARDI	Crashed - Re-Joined - Turn 12
10.06.31	59 A. SCHACHT	Lap Cancelled - Exceeded Track Limits - Turn 11
10.09.38	59 A. SCHACHT	Technical Problem - Turn 15
10.12.09	81 A. BERNARDI	On the Gravel - Re-Joined - Turn 5
10.13.34		WorldSBK Superpoles On Time
10.19.41		End Of Session

#### Fastest Laps Sequence

No.	Rider	Nat	Team	Bike	Local Time	Time	Gap	Avg
21	F. MARINO	FRA	PATA Yamaha Official STK 1000 Team	Yamaha YZF R1	09:51'37.075	<b>2'10.876</b>		121,333
11	J. GUARNONI	FRA	Pedercini Racing Kawasaki	Kawasaki ZX-10RR	09:53'05.430	<b>2'09.391</b>	-1.485	122,726
21	F. MARINO	FRA	PATA Yamaha Official STK 1000 Team	Yamaha YZF R1	09:53'45.043	<b>2'07.968</b>	-1.423	124,090
11	J. GUARNONI	FRA	Pedercini Racing Kawasaki	Kawasaki ZX-10RR	09:55'11.201	<b>2'05.771</b>	-2.197	126,258
11	J. GUARNONI	FRA	Pedercini Racing Kawasaki	Kawasaki ZX-10RR	09:59'25.119	<b>2'04.672</b>	-1.099	127,371
11	J. GUARNONI	FRA	Pedercini Racing Kawasaki	Kawasaki ZX-10RR	10:01'28.179	<b>2'03.060</b>	-1.612	129,039
11	J. GUARNONI	FRA	Pedercini Racing Kawasaki	Kawasaki ZX-10RR	10:03'30.670	<b>2'02.491</b>	-0.569	129,639
11	J. GUARNONI	FRA	Pedercini Racing Kawasaki	Kawasaki ZX-10RR	10:12'15.519	<b>2'02.414</b>	-0.077	129,720
11	J. GUARNONI	FRA	Pedercini Racing Kawasaki	Kawasaki ZX-10RR	10:14'17.435	<b>2'01.916</b>	-0.498	130,250
21	F. MARINO	FRA	PATA Yamaha Official STK 1000 Team	Yamaha YZF R1	10:14'23.787	<b>2'01.691</b>	-0.225	130,491

Start 30/09/2017 09:47 End 10:19 The results are provisional until the end of the time limit for protests and appeals and the completion of the technical checks.

These data/results cannot be reproduced, stored and/or transmitted in whole or in part by any manner of electronic, mechanical, photocopying, recording, broadcasting or otherwise now known or herein after developed without the previous express consent by the copyright owner, except for reproduction in daily press and regular printed publications on sale to the public within 60 days of the event related to those data/results and always provided that copyright symbol appears together as follows below.

© DORNA WSBK ORGANIZATION Srl 2017

### French Round, 29-30 September - 1 October 2017

#### Superstock 1000 - Best Sector & Speed Free Practice 3rd Session

BEST LAP			
1	21 F. MARINO	Yamaha YZF R1	2'01.691
2	11 J. GUARNONI	Kawasaki ZX-10RR	2'01.916
3	55 I. MYKHALCHYK	Kawasaki ZX-10RR	2'02.927
4	12 M. RINALDI	Ducati Panigale R	2'04.046
5	7 M. FRITZ	Yamaha YZF R1	2'04.072
6	77 W. TESSELS	Kawasaki ZX-10RR	2'04.660
7	6 E. PUSCEDDU	BMW S 1000 RR	2'04.670
8	2 R. TAMBURINI	Yamaha YZF R1	2'04.892
9	71 M. SCHEIB	Aprilia RSV4 RF	2'05.255
10	3 S. SUCHET	BMW S 1000 RR	2'05.347
11	70 L. VITALI	Aprilia RSV4 RF	2'05.456
12	32 M. MOSER	Kawasaki ZX-10RR	2'05.570
13	5 M. FACCANI	BMW S 1000 RR	2'06.240
14	18 R. CECCHINI	BMW S 1000 RR	2'06.376
15	16 G. RUIU	Yamaha YZF R1	2'06.550
16	90 T. FINSTERBUSCH	Kawasaki ZX-10RR	2'06.749
17	19 J. PUFFE	BMW S 1000 RR	2'07.478
18	57 M. JONES	Ducati Panigale R	2'07.998
19	23 F. SANDI	BMW S 1000 RR	2'08.352
20	41 F. D'ANNUNZIO	BMW S 1000 RR	2'08.386
21	68 G. SCOTT	Kawasaki ZX-10RR	2'08.782
22	59 A. SCHACHT	Ducati Panigale R	2'09.091
23	34 X. PINSACH	Kawasaki ZX-10RR	2'09.351
24	61 A. TERZIANI	Yamaha YZF R1	2'10.154
25	51 E. VIONNET	BMW S 1000 RR	2'11.199
26	54 T. RAZGATLIOGLU	Kawasaki ZX-10RR	2'11.529
27	10 M. BONNOT	BMW S 1000 RR	2'11.717
28	46 M. CUDEVILLE	Kawasaki ZX-10RR	2'12.456
29	81 A. BERNARDI	Yamaha YZF R1	2'17.545

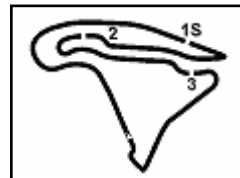
SPEED			
1	21 F. MARINO	Yamaha YZF R1	250,0
2	90 T. FINSTERBUSCH	Kawasaki ZX-10RR	247,7
3	6 E. PUSCEDDU	BMW S 1000 RR	247,1
4	71 M. SCHEIB	Aprilia RSV4 RF	246,0
5	11 J. GUARNONI	Kawasaki ZX-10RR	242,7
6	54 T. RAZGATLIOGLU	Kawasaki ZX-10RR	242,2
7	70 L. VITALI	Aprilia RSV4 RF	240,5
8	55 I. MYKHALCHYK	Kawasaki ZX-10RR	236,8
9	5 M. FACCANI	BMW S 1000 RR	233,8
10	77 W. TESSELS	Kawasaki ZX-10RR	233,8
11	57 M. JONES	Ducati Panigale R	232,8
12	2 R. TAMBURINI	Yamaha YZF R1	231,3
13	68 G. SCOTT	Kawasaki ZX-10RR	228,8
14	10 M. BONNOT	BMW S 1000 RR	228,3
15	46 M. CUDEVILLE	Kawasaki ZX-10RR	226,4
16	18 R. CECCHINI	BMW S 1000 RR	223,6
17	61 A. TERZIANI	Yamaha YZF R1	223,6
18	12 M. RINALDI	Ducati Panigale R	223,1
19	41 F. D'ANNUNZIO	BMW S 1000 RR	222,7
20	3 S. SUCHET	BMW S 1000 RR	222,2
21	34 X. PINSACH	Kawasaki ZX-10RR	221,3
22	16 G. RUIU	Yamaha YZF R1	220,9
23	7 M. FRITZ	Yamaha YZF R1	219,5
24	19 J. PUFFE	BMW S 1000 RR	219,1
25	23 F. SANDI	BMW S 1000 RR	218,2
26	59 A. SCHACHT	Ducati Panigale R	217,7
27	32 M. MOSER	Kawasaki ZX-10RR	216,0
28	51 E. VIONNET	BMW S 1000 RR	210,1
29	81 A. BERNARDI	Yamaha YZF R1	201,5

SEG. 1			SEG. 2			SEG. 3			SEG. 4		
1	21 F. MARINO	35.337	1	11 J. GUARNONI	26.819	1	11 J. GUARNONI	27.896	1	21 F. MARINO	30.690
2	11 J. GUARNONI	35.925	2	21 F. MARINO	26.917	2	55 I. MYKHALCHYK	28.076	2	11 J. GUARNONI	30.692
3	77 W. TESSELS	36.152	3	55 I. MYKHALCHYK	27.098	3	12 M. RINALDI	28.394	3	3 S. SUCHET	30.989
4	12 M. RINALDI	36.167	4	6 E. PUSCEDDU	27.431	4	7 M. FRITZ	28.413	4	55 I. MYKHALCHYK	31.132
5	7 M. FRITZ	36.237	5	70 L. VITALI	27.456	5	21 F. MARINO	28.499	5	12 M. RINALDI	31.326
6	55 I. MYKHALCHYK	36.293	6	54 T. RAZGATLIOGLU	27.555	6	77 W. TESSELS	28.624	6	2 R. TAMBURINI	31.562
7	32 M. MOSER	36.334	7	71 M. SCHEIB	27.630	7	32 M. MOSER	28.809	7	7 M. FRITZ	31.586
8	6 E. PUSCEDDU	36.344	8	77 W. TESSELS	27.654	8	6 E. PUSCEDDU	28.859	8	54 T. RAZGATLIOGLU	31.686
9	2 R. TAMBURINI	36.384	9	2 R. TAMBURINI	27.687	9	2 R. TAMBURINI	28.887	9	71 M. SCHEIB	31.796
10	90 T. FINSTERBUSCH	36.477	10	12 M. RINALDI	27.716	10	71 M. SCHEIB	28.888	10	70 L. VITALI	31.893
11	70 L. VITALI	36.575	11	5 M. FACCANI	27.743	11	18 R. CECCHINI	28.890	11	6 E. PUSCEDDU	32.017
12	16 G. RUIU	36.631	12	7 M. FRITZ	27.827	12	70 L. VITALI	28.934	12	34 X. PINSACH	32.057
13	5 M. FACCANI	36.641	13	90 T. FINSTERBUSCH	27.828	13	16 G. RUIU	28.985	13	57 M. JONES	32.075
14	3 S. SUCHET	36.686	14	16 G. RUIU	28.027	14	90 T. FINSTERBUSCH	29.254	14	77 W. TESSELS	32.119
15	18 R. CECCHINI	36.798	15	3 S. SUCHET	28.029	15	5 M. FACCANI	29.271	15	32 M. MOSER	32.146
16	68 G. SCOTT	36.927	16	18 R. CECCHINI	28.042	16	19 J. PUFFE	29.499	16	16 G. RUIU	32.373
17	71 M. SCHEIB	36.941	17	19 J. PUFFE	28.051	17	23 F. SANDI	29.518	17	90 T. FINSTERBUSCH	32.419
18	23 F. SANDI	37.069	18	57 M. JONES	28.097	18	57 M. JONES	29.551	18	5 M. FACCANI	32.425
19	41 F. D'ANNUNZIO	37.238	19	32 M. MOSER	28.160	19	59 A. SCHACHT	29.610	19	18 R. CECCHINI	32.453
20	19 J. PUFFE	37.316	20	59 A. SCHACHT	28.306	20	3 S. SUCHET	29.612	20	41 F. D'ANNUNZIO	32.608
21	61 A. TERZIANI	37.370	21	34 X. PINSACH	28.372	21	41 F. D'ANNUNZIO	29.796	21	19 J. PUFFE	32.612
22	59 A. SCHACHT	37.442	22	68 G. SCOTT	28.474	22	54 T. RAZGATLIOGLU	29.806	22	23 F. SANDI	32.788
23	54 T. RAZGATLIOGLU	37.523	23	23 F. SANDI	28.521	23	68 G. SCOTT	29.900	23	59 A. SCHACHT	32.793
24	57 M. JONES	37.655	24	41 F. D'ANNUNZIO	28.556	24	34 X. PINSACH	30.096	24	61 A. TERZIANI	32.955
25	34 X. PINSACH	38.070	25	61 A. TERZIANI	28.690	25	51 E. VIONNET	30.407	25	68 G. SCOTT	33.149
26	10 M. BONNOT	38.071	26	46 M. CUDEVILLE	28.878	26	61 A. TERZIANI	30.434	26	51 E. VIONNET	33.329
27	51 E. VIONNET	38.117	27	10 M. BONNOT	29.019	27	10 M. BONNOT	30.466	27	46 M. CUDEVILLE	33.709
28	46 M. CUDEVILLE	38.907	28	51 E. VIONNET	29.346	28	46 M. CUDEVILLE	30.962	28	10 M. BONNOT	34.161
29	81 A. BERNARDI	39.417	29	81 A. BERNARDI	30.080	29	81 A. BERNARDI	31.774	29	81 A. BERNARDI	35.177

30/09/2017

These data/results cannot be reproduced, stored and/or transmitted in whole or in part by any manner of electronic, mechanical, photocopying, recording, broadcasting or otherwise now known or herein after developed without the previous express consent by the copyright owner, except for reproduction in daily press and regular printed publications on sale to the public within 60 days of the event related to those data/results and always provided that copyright symbol appears together as follows below.

© DORNA WSBK ORGANIZATION Srl 2017



Magny-Cours 4.411 m

### French Round, 29-30 September - 1 October 2017

#### Superstock 1000 - Ideal Times Free Practice 3rd Session

Rider No.	Nat	Bike	Seg. 1 Diff. 1	Seg. 2 Diff. 2	Seg. 3 Diff. 3	Seg. 4 Diff. 4	Ideal Time			
							Best Lap	Pos.	Diff.	
1	11 J. GUARNONI	FRA	Kawasaki ZX-10RR	35.925	<b>26.819</b> 0.090	<b>27.896</b> 0.478	30.692 0.016	<b>2'01.332</b> 2'01.916	2	0.584
2	21 F. MARINO	FRA	Yamaha YZF R1	<b>35.337</b> 0.248	26.917	28.499	<b>30.690</b>	<b>2'01.443</b> 2'01.691	1	0.248
3	55 I. MYKHALCHYK	UKR	Kawasaki ZX-10RR	36.293	27.098	28.076	31.132 0.328	<b>2'02.599</b> 2'02.927	3	0.328
4	12 M. RINALDI	ITA	Ducati Panigale R	36.167	27.716	28.394 0.051	31.326 0.392	<b>2'03.603</b> 2'04.046	4	0.443
5	7 M. FRITZ	GER	Yamaha YZF R1	36.237 0.009	27.827	28.413	31.586	<b>2'04.063</b> 2'04.072	5	0.009
6	2 R. TAMBURINI	ITA	Yamaha YZF R1	36.384	27.687 0.122	28.887	31.562 0.250	<b>2'04.520</b> 2'04.892	8	0.372
7	77 W. TESSELS	NED	Kawasaki ZX-10RR	36.152	27.654 0.087	28.624 0.024	32.119	<b>2'04.549</b> 2'04.660	6	0.111
8	6 E. PUSCEDDU	ITA	BMW S 1000 RR	36.344	27.431 0.019	28.859	32.017	<b>2'04.651</b> 2'04.670	7	0.019
9	70 L. VITALI	ITA	Aprilia RSV4 RF	36.575	27.456	28.934 0.133	31.893 0.465	<b>2'04.858</b> 2'05.456	11	0.598
10	71 M. SCHEIB	CHI	Aprilia RSV4 RF	36.941	27.630	28.888	31.796	<b>2'05.255</b> 2'05.255	9	
11	3 S. SUCHET	SUI	BMW S 1000 RR	36.686 0.031	28.029	29.612	30.989	<b>2'05.316</b> 2'05.347	10	0.031
12	32 M. MOSER	GER	Kawasaki ZX-10RR	36.334	28.160 0.079	28.809 0.042	32.146	<b>2'05.449</b> 2'05.570	12	0.121
13	90 T. FINSTERBUSCH	GER	Kawasaki ZX-10RR	36.477 0.607	27.828 0.164	29.254	32.419	<b>2'05.978</b> 2'06.749	16	0.771
14	16 G. RUIU	ITA	Yamaha YZF R1	36.631 0.337	28.027	28.985 0.197	32.373	<b>2'06.016</b> 2'06.550	15	0.534
15	5 M. FACCANI	ITA	BMW S 1000 RR	36.641	27.743	29.271	32.425 0.160	<b>2'06.080</b> 2'06.240	13	0.160
16	18 R. CECCHINI	ITA	BMW S 1000 RR	36.798 0.193	28.042	28.890	32.453	<b>2'06.183</b> 2'06.376	14	0.193
17	54 T. RAZGATLIOGLU	TUR	Kawasaki ZX-10RR	37.523 2.609	27.555 1.119	29.806 1.231	31.686	<b>2'06.570</b> 2'11.529	26	4.959
18	57 M. JONES	AUS	Ducati Panigale R	37.655 0.236	28.097 0.384	29.551	32.075	<b>2'07.378</b> 2'07.998	18	0.620
19	19 J. PUFFE	GER	BMW S 1000 RR	37.316	28.051	29.499	32.612	<b>2'07.478</b> 2'07.478	17	
20	23 F. SANDI	ITA	BMW S 1000 RR	37.069 0.456	28.521	29.518	32.788	<b>2'07.896</b> 2'08.352	19	0.456
21	59 A. SCHACHT	DEN	Ducati Panigale R	37.442 0.385	28.306 0.555	29.610	32.793	<b>2'08.151</b> 2'09.091	22	0.940
22	41 F. D'ANNUNZIO	ITA	BMW S 1000 RR	37.238	28.556	29.796	32.608 0.188	<b>2'08.198</b> 2'08.386	20	0.188
23	68 G. SCOTT	AUS	Kawasaki ZX-10RR	36.927	28.474 0.331	29.900 0.001	33.149	<b>2'08.450</b> 2'08.782	21	0.332
24	34 X. PINSACH	ESP	Kawasaki ZX-10RR	38.070 0.095	28.372 0.366	30.096 0.244	32.057 0.051	<b>2'08.595</b> 2'09.351	23	0.756
25	61 A. TERZIANI	ITA	Yamaha YZF R1	37.370	28.690	30.434	32.955 0.705	<b>2'09.449</b> 2'10.154	24	0.705
26	51 E. VIONNET	SUI	BMW S 1000 RR	38.117	29.346	30.407	33.329	<b>2'11.199</b> 2'11.199	25	
27	10 M. BONNOT	FRA	BMW S 1000 RR	38.071	29.019	30.466	34.161	<b>2'11.717</b> 2'11.717	27	
28	46 M. CUDEVILLE	FRA	Kawasaki ZX-10RR	38.907	28.878	30.962	33.709	<b>2'12.456</b> 2'12.456	28	
29	81 A. BERNARDI	ITA	Yamaha YZF R1	39.417 0.199	30.080 0.447	31.774 0.451	35.177	<b>2'16.448</b> 2'17.545	29	1.097
<b>Overall Ideal Time</b>				35.337	26.819	27.896	30.690	<b>2'00.742</b>		

30/09/2017

These data/results cannot be reproduced, stored and/or transmitted in whole or in part by any manner of electronic, mechanical, photocopying, recording, broadcasting or otherwise now known or herein after developed without the previous express consent by the copyright owner, except for reproduction in daily press and regular printed publications on sale to the public within 60 days of the event related to those data/results and always provided that copyright symbol appears together as follows below.

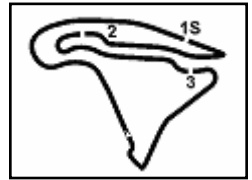
© DORNA WSBK ORGANIZATION Srl 2017

**PIRELLI PERUGIA TIMING**


Official Tyre Supplier



Official Timekeeper



### French Round, 29-30 September - 1 October 2017

#### Superstock 1000 - Chronological Analysis Free Practice 3rd Session

Magny-Cours 4.411 m

1 / 4

1° 21 F. MARINO (2'01.691)							
Lap	Seg.1	Seg.2	Seg.3	Seg.4	Lap Time	km/h	Local Time
1		30.413	32.225	34.314		216,4	9:49'26.199
2	38.006	29.285	30.767	32.818	2'10.876	217,7	9:51'37.075
3	36.945	28.561	30.194	32.268	2'07.968	235,8	9:53'45.043
4	37.331	28.066	29.702	32.332	2'07.431	235,3	9:55'52.474
5	36.949	27.712	29.445	32.037	2'06.143	246,6	9:57'58.617
6	36.858	28.140	29.862	33.410	2'08.270P	241,1	10:00'06.887
7	4'32.986	28.743	29.530	31.561	6'02.820P	213,9	10:06'09.707
8	36.809	27.381	29.032	31.995	2'05.217	245,5	10:08'14.924
9	36.728	27.138	28.789	31.262	2'03.917	<b>250,0</b>	10:10'18.841
10	36.119	27.151	28.689	31.296	2'03.255	236,3	10:12'22.096
11	35.585	<b>26.917</b>	<b>28.499</b>	<b>30.690</b>	<b>2'01.691</b>	248,8	10:14'23.787
12	<b>35.337</b>	27.339	28.894	31.260	2'02.830	244,9	10:16'26.617
13	35.653	28.985	31.668	34.106	2'10.412P	244,9	10:18'37.029

5° 7 M. FRITZ (2'04.072)							
Lap	Seg.1	Seg.2	Seg.3	Seg.4	Lap Time	km/h	Local Time
1							9:48'53.753
2	59.775	34.028	36.055	37.412	2'47.270P	170,9	9:51'41.023
3	41.976	31.049	31.354	34.514	2'18.893	192,2	9:53'59.916
4	39.635	30.086	30.266	36.967	2'16.954P	192,9	9:56'16.870
5	1'13.959	29.485	32.804	33.598	2'49.846P	194,6	9:59'06.716
6	37.671	29.441	29.317	33.400	2'09.829	194,2	10:01'16.545
7	36.876	28.340	29.229	33.685	2'08.130	203,0	10:03'24.675
8	37.315	28.456	29.253	32.599	2'07.623	206,9	10:05'32.298
9	<b>36.237</b>	27.921	28.971	32.828	2'05.957	214,7	10:07'38.255
10	36.756	29.581	29.206	32.302	2'07.845	<b>219,5</b>	10:09'46.100
11	36.246	<b>27.827</b>	<b>28.413</b>	<b>31.586</b>	<b>2'04.072</b>	211,8	10:11'50.172
12	36.577	28.383	31.614	35.338	2'11.912P	215,1	10:14'02.084

2° 11 J. GUARNONI (2'01.916)							
Lap	Seg.1	Seg.2	Seg.3	Seg.4	Lap Time	km/h	Local Time
1		30.772	31.227	34.832		219,1	9:50'56.039
2	38.926	28.731	29.661	32.073	2'09.391	222,7	9:53'05.430
3	37.381	27.793	29.048	31.549	2'05.771	233,8	9:55'11.201
4	38.198	28.365	29.293	33.390	2'09.246	213,4	9:57'20.447
5	36.663	27.322	28.754	31.933	2'04.672	230,8	9:59'25.119
6	36.536	27.036	28.366	31.122	2'03.060	241,1	10:01'28.179
7	36.277	27.093	28.062	31.059	2'02.491	241,6	10:03'30.670
8	37.360	28.094	28.598	33.710	2'07.762P	216,4	10:05'38.432
9	3'05.742	27.899	29.167	31.865	4'34.673P	217,3	10:10'13.105
10	36.556	<b>26.819</b>	28.101	30.938	2'02.414	<b>242,7</b>	10:12'15.519
11	<b>35.925</b>	26.909	28.374	30.708	<b>2'01.916</b>	238,4	10:14'17.435
12	36.083	27.187	28.496	<b>30.692</b>	<b>2'02.458</b>	227,4	10:16'19.893
13	35.937	27.269	<b>27.896</b>	31.087	2'02.189	230,8	10:18'22.082

6° 77 W. TESSELS (2'04.660)							
Lap	Seg.1	Seg.2	Seg.3	Seg.4	Lap Time	km/h	Local Time
1							9:47'34.793
2	53.901	32.618	34.185	37.311	2'38.015P	163,1	9:50'12.808
3	40.912	30.488	32.185	35.490	2'19.075	187,2	9:52'31.883
4	38.800	29.253	30.934	34.390	2'13.377	202,6	9:54'45.260
5	38.013	28.544	30.374	33.369	2'10.300	208,9	9:56'55.560
6	37.120	28.630	30.183	33.930	2'09.863	203,4	9:59'05.423
7	37.727	28.379	30.129	33.387	2'09.622	215,6	10:01'15.045
8	36.856	28.407	29.813	33.149	2'08.225	212,2	10:03'23.270
9	36.830	28.191	29.507	32.809	2'07.337	219,1	10:05'30.607
10	36.627	28.047	29.280	34.385	2'08.339	215,1	10:07'38.946
11	36.772	27.828	28.949	32.404	2'05.953	206,9	10:09'44.899
12	36.601	29.712	28.908	32.403	2'07.624	212,2	10:11'52.523
13	36.203	27.782	<b>28.624</b>	32.582	2'05.191	224,5	10:13'57.714
14	<b>36.152</b>	27.741	28.648	<b>32.119</b>	<b>2'04.660</b>	217,7	10:16'02.374

3° 55 I. MYKHALCHYK (2'02.927)							
Lap	Seg.1	Seg.2	Seg.3	Seg.4	Lap Time	km/h	Local Time
1							9:48'13.566
2	59.241	31.379	32.887	35.142	2'38.649P	203,0	9:50'52.215
3	40.934	30.167	31.036	32.916	2'15.053	211,8	9:53'07.268
4	37.959	28.535	29.729	32.049	2'08.272	210,9	9:55'15.540
5	37.346	28.146	28.889	32.419	2'06.800	216,0	9:57'22.340
6	36.464	27.491	28.886	32.564	2'05.405	232,3	9:59'27.745
7	36.456	27.606	28.733	31.346	2'04.141	230,8	10:01'31.886
8	56.824	29.390	30.089	32.719	2'29.022	194,2	10:04'00.908
9	37.441	28.000	28.926	34.164	2'08.531P	216,0	10:06'09.439
10	4'44.933	29.690	29.256	31.933	6'15.812P	187,2	10:12'25.251
11	36.733	27.604	28.729	31.354	2'04.420	227,4	10:14'29.671
12	<b>36.293</b>	<b>27.098</b>	<b>28.076</b>	31.460	<b>2'02.927</b>	<b>236,8</b>	10:16'32.598
13	36.836	27.406	28.300	<b>31.132</b>	2'03.674	223,1	10:18'36.272

7° 6 E. PUSCEDDU (2'04.670)							
Lap	Seg.1	Seg.2	Seg.3	Seg.4	Lap Time	km/h	Local Time
1							9:47'14.250
2	1'59.417	33.344	33.814	38.033	3'44.608P	183,4	9:50'58.858
3	41.227	30.440	31.758	34.987	2'18.412	210,1	9:53'17.270
4	39.025	29.447	30.743	35.903	2'15.118	237,4	9:55'32.388
5	38.255	30.104	30.900	34.461	2'13.720	221,3	9:57'46.108
6	37.762	29.036	30.005	33.708	2'10.511	229,3	9:59'56.619
7	37.378	28.189	29.927	32.764	2'08.258	238,4	10:02'04.877
8	37.005	27.708	29.646	32.631	2'06.990	<b>247,1</b>	10:04'11.867
9	39.081	34.231	32.106	42.785	2'28.203P	214,3	10:06'40.070
10	2'29.872	30.800	32.685	36.183	4'09.540P	210,1	10:10'49.610
11	37.912	31.106	30.737	34.448	2'14.203	235,3	10:13'03.813
12	37.078	<b>27.431</b>	29.287	32.233	2'06.029	<b>247,1</b>	10:15'09.842
13	<b>36.344</b>	27.450	<b>28.859</b>	<b>32.017</b>	<b>2'04.670</b>	233,8	10:17'14.512

4° 12 M. RINALDI (2'04.046)							
Lap	Seg.1	Seg.2	Seg.3	Seg.4	Lap Time	km/h	Local Time
1		33.800	33.643	36.986		173,4	9:50'35.536
2	41.711	31.015	31.669	35.602	2'19.997	184,3	9:52'55.533
3	40.034	30.147	30.816	34.345	2'15.342	188,5	9:55'10.875
4	39.097	29.350	30.297	34.445	2'13.189	195,7	9:57'24.064
5	38.371	29.120	29.588	33.480	2'10.559	192,5	9:59'34.623
6	37.538	28.769	29.768	33.205	2'09.280	208,5	10:01'43.903
7	37.196	28.448	29.236	32.298	2'07.178	213,0	10:03'51.081
8	36.897	27.829	28.845	32.275	2'05.846	209,7	10:05'56.927
9	36.629	28.237	28.738	31.924	2'05.528	204,5	10:08'02.455
10	36.713	28.034	28.645	31.877	2'05.269	212,6	10:10'07.724
11	36.445	28.133	<b>28.394</b>	31.659	2'04.631	212,6	10:12'12.355
12	<b>36.167</b>	<b>27.716</b>	28.445	31.718	<b>2'04.046</b>	<b>223,1</b>	10:14'16.401
13	36.384	28.088	28.664	31.634	2'04.770	218,2	10:16'21.171
14	36.364	27.857	28.605	<b>31.326</b>	2'04.152	221,8	10:18'25.323

8° 2 R. TAMBURINI (2'04.892)							
Lap	Seg.1	Seg.2	Seg.3	Seg.4	Lap Time	km/h	Local Time
1							9:52'19.022
2	39.799	30.663	32.286	35.905	2'18.653	191,5	9:54'37.675
3	38.792	29.769	31.009	33.837	2'13.407	208,5	9:56'51.082
4	38.192	29.175	30.575	33.396	2'11.338	211,4	9:59'02.420
5	37.764	29.092	30.539	33.264	2'10.659	215,1	10:01'13.079
6	37.754	29.164	30.632	33.745	2'11.295	213,4	10:03'24.374
7	37.976	29.388	30.212	32.947	2'10.523	196,7	10:05'34.897
8	37.370	28.752	29.747	32.524	2'08.393	217,7	10:07'43.290
9	37.549	28.333	29.830	32.364	2'08.076	214,7	10:09'51.366
10	36.965	28.226	29.758	32.251	2'07.200	224,1	10:11'58.566
11	36.753	27.809	29.072	31.805	2'05.439	<b>231,3</b>	10:14'04.005
12	36.740	<b>27.687</b>	29.477	<b>31.562</b>	2'05.466	226,9	10:16'09.471
13	<b>36.384</b>	27.809	<b>28.887</b>	31.812	<b>2'04.892</b>	227,4	10:18'14.363

30/09/2017 P = Pits In/Out - C = Lap-Time Cancelled

These data/results cannot be reproduced, stored and/or transmitted in whole or in part by any manner of electronic, mechanical, photocopying, recording, broadcasting or otherwise now known or herein after developed without the previous express consent by the copyright owner, except for reproduction in daily press and regular printed publications on sale to the public within 60 days of the event related to those data/results and always provided that copyright symbol appears together as follows below.

© DORNA WSBK ORGANIZATION Srl 2017

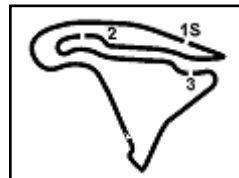
FICR PERUGIA TIMING



Official Tyre Supplier



Official Timekeeper



## French Round, 29-30 September - 1 October 2017

### Superstock 1000 - Chronological Analysis Free Practice 3rd Session

Magny-Cours 4.411 m

9° 71 M. SCHEIB (2'05.255)								Lap	Seg.1	Seg.2	Seg.3	Seg.4	Lap Time	km/h	Local Time	
Lap	Seg.1	Seg.2	Seg.3	Seg.4	Lap Time	km/h	Local Time	1		31.090	32.473	35.639	183,4	9:52'29.612		
1					9:47'22.687			2	39.128	30.006	30.713	33.951	2'13.798	214,7	9:54'43.410	
2	51.598	30.421	31.742	33.779	2'27.540P	206,9	9:49'50.227	3	38.880	28.391	29.948	33.003	2'10.222	224,1	9:56'53.632	
3					7'00.796P		9:56'51.023	4	37.601	29.478	30.634	33.728	2'11.441	197,8	9:59'05.073	
4	10'48.397	30.730	32.422	34.156	12'25.705P	220,4	10:09'16.728	5	38.423	28.606	29.915	33.673	2'10.617	212,2	10:01'15.690	
5	38.696	27.951	29.989	32.451	2'09.087	<b>246,0</b>	10:11'25.815	6	36.883	28.571	29.505	33.012	2'07.971	206,9	10:03'23.661	
6	37.025	28.211	29.462	32.538	2'07.236	241,6	10:13'33.051	7	37.411	28.553	29.462	<b>32.425</b>	2'07.851	195,7	10:05'31.512	
7	37.422	27.640	29.399	32.046	2'06.507	242,7	10:15'39.558	8	<b>36.641</b>	<b>27.743</b>	<b>29.271</b>	32.585	<b>2'06.240</b>	220,4	10:07'37.752	
8	<b>36.941</b>	<b>27.630</b>	<b>28.888</b>	<b>31.796</b>	<b>2'05.255</b>	<b>246,0</b>	10:17'44.813	9	36.912	31.392	29.875	35.312	2'13.491P	<b>233,8</b>	10:09'51.243	
10° 3 S. SUCHET (2'05.347)								14° 18 R. CECCHINI (2'06.376)								
Lap	Seg.1	Seg.2	Seg.3	Seg.4	Lap Time	km/h	Local Time	Lap	Seg.1	Seg.2	Seg.3	Seg.4	Lap Time	km/h	Local Time	
1					9:47'14.781			1								9:48'01.734
2	54.733	32.842	33.028	34.554	2'35.157P	183,7	9:49'49.938	2	2'01.975	34.365	34.876	39.377	3'50.593P	176,8	9:51'52.327	
3	42.027	31.056	31.139	33.398	2'17.620	204,9	9:52'07.558	3	42.230	32.557	33.889	36.466	2'25.142	195,7	9:54'17.469	
4	40.239	30.186	30.435	32.768	2'13.628	205,7	9:54'21.186	4	40.850	31.538	33.020	35.621	2'21.029	201,5	9:56'38.498	
5	39.082	30.103	31.253	33.148	2'13.586	194,6	9:56'34.772	5	40.391	30.840	31.753	39.416	2'22.400	196,0	9:59'00.898	
6	38.102	29.019	30.019	32.968	2'10.108	209,3	9:58'44.880	6	39.860	29.967	31.037	35.360	2'16.224	201,9	10:01'17.122	
7	37.661	29.414	30.095	32.078	2'09.248	203,0	10:00'54.128	7	38.657	29.380	30.457	33.577	2'12.071	205,7	10:02'59.193	
8	36.954	28.933	29.930	31.821	2'07.638	209,7	10:03'01.766	8	37.808	28.539	29.602	33.336	2'09.285	208,9	10:05'38.478	
9	37.896	28.982	29.907	33.125	2'09.910P	202,6	10:05'11.676	9	37.329	28.436	29.526	33.203	2'08.494	217,3	10:07'46.972	
10	1'10.053	28.967	29.828	31.579	2'40.427P	211,8	10:07'52.103	10	37.053	28.189	29.153	32.723	2'07.118	221,8	10:09'54.090	
11	37.108	28.264	29.727	31.977	2'07.076	217,7	10:09'59.179	11	<b>36.798</b>	28.065	29.274	32.815	2'06.952	<b>223,6</b>	10:12'01.042	
12	<b>36.686</b>	28.517	29.656	31.798	2'06.657	220,0	10:12'05.836	12	36.991	<b>28.042</b>	<b>28.890</b>	<b>32.453</b>	<b>2'06.376</b>	219,5	10:14'07.418	
13	37.077	28.756	30.564	31.663	2'08.060	214,7	10:14'13.896	13	37.938	29.803	31.599	39.121	2'18.461P	210,1	10:16'25.879	
14	36.958	28.619	29.767	31.270	2'06.614	<b>222,2</b>	10:16'20.510	14	55.124	29.619	31.216	34.773	2'30.732P	222,2	10:18'56.611	
15	36.717	<b>28.029</b>	<b>29.612</b>	<b>30.989</b>	<b>2'05.347</b>	216,4	10:18'25.857									
11° 70 L. VITALI (2'05.456)								15° 16 G. RUIU (2'06.550)								
Lap	Seg.1	Seg.2	Seg.3	Seg.4	Lap Time	km/h	Local Time	Lap	Seg.1	Seg.2	Seg.3	Seg.4	Lap Time	km/h	Local Time	
1					9:47'36.341			1								9:47'03.812
2	51.903	32.355	32.309	36.854	2'33.421P	169,8	9:50'09.762	2	1'05.673	33.625	33.852	36.087	2'49.237P	169,3	9:49'53.049	
3	39.198	29.220	29.916	34.368	2'12.702	214,3	9:52'22.464	3	39.750	30.555	31.576	33.951	2'15.832	196,7	9:52'08.881	
4	38.655	29.644	30.912	33.933	2'13.144	200,0	9:54'35.608	4	39.293	30.018	30.463	33.312	2'13.086	192,2	9:54'21.967	
5	37.703	28.601	29.924	33.713	2'09.941	222,7	9:56'45.549	5	38.117	30.000	30.500	33.786	2'12.403	201,1	9:56'34.370	
6	37.547	28.755	30.429	33.539	2'10.270	213,9	9:58'55.819	6	37.358	29.149	30.335	33.294	2'10.136	196,7	9:58'44.506	
7	37.280	27.962	29.235	32.468	2'06.945	231,8	10:01'02.764	7	37.298	29.446	29.614	32.995	2'09.353	197,4	10:00'53.859	
8	<b>36.575</b>	<b>27.456</b>	29.067	32.358	<b>2'05.456</b>	235,3	10:03'08.220	8	36.672	28.749	29.743	32.883	2'08.047	209,3	10:03'01.906	
9	42.788	31.427	32.151	38.698	2'25.064P	182,7	10:05'33.284	9	37.126	28.124	29.903	32.607	2'07.760	217,7	10:05'09.666	
10	4'15.559	30.927	30.933	33.639	5'51.058P	204,9	10:11'24.342	10	36.925	28.313	29.258	32.767	2'07.263	213,4	10:07'16.929	
11	37.778	28.204	29.533	32.968	2'08.483	234,8	10:13'32.825	11	<b>36.631</b>	28.508	29.403	33.250	2'07.792	210,9	10:09'24.721	
12	37.839	27.956	29.392	32.422	2'07.609	226,9	10:15'40.434	12	37.108	28.503	29.522	32.719	2'07.852	209,3	10:11'32.573	
13	37.400	27.536	<b>28.934</b>	<b>31.893</b>	2'05.763	<b>240,5</b>	10:17'46.197	13	36.968	<b>28.027</b>	29.182	<b>32.373</b>	<b>2'06.550</b>	209,7	10:13'39.123	
								14	36.723	28.055	29.762	34.626	2'09.166	<b>220,9</b>	10:15'48.289	
								15	37.145	28.152	<b>28.985</b>	32.532	2'06.814	212,6	10:17'55.103	
12° 32 M. MOSER (2'05.570)								16° 90 T. FINSTERBUSCH (2'06.749)								
Lap	Seg.1	Seg.2	Seg.3	Seg.4	Lap Time	km/h	Local Time	Lap	Seg.1	Seg.2	Seg.3	Seg.4	Lap Time	km/h	Local Time	
1					9:47'49.350			1								9:47'31.714
2	57.772	34.582	34.504	36.642	2'43.500P	153,6	9:50'32.850	2	55.346	33.903	35.172	38.218	2'42.639P	180,9	9:50'14.353	
3	40.527	32.047	31.948	35.633	2'20.155	166,9	9:52'53.005	3	41.637	31.498	32.287	36.315	2'21.737	207,7	9:52'36.090	
4	39.479	30.917	31.154	34.571	2'16.121	169,8	9:55'09.126	4	39.335	30.089	31.458	34.953	2'15.835	219,5	9:54'51.925	
5	38.945	30.224	30.400	34.804	2'14.373	178,2	9:57'23.499	5	39.024	28.954	30.247	35.017	2'13.242	224,1	9:57'05.167	
6	38.586	30.338	29.936	34.509	2'13.369	177,3	9:59'36.868	6	37.986	28.878	30.756	35.085	2'12.705	237,4	9:59'17.872	
7	37.701	29.558	29.449	33.198	2'09.906	185,6	10:01'46.774	7	37.629	28.685	30.084	33.754	2'10.152	221,3	10:01'28.024	
8	37.627	28.959	29.731	33.480	2'09.797	188,5	10:03'56.571	8	37.376	27.959	29.638	33.264	2'08.237	219,5	10:03'36.261	
9	37.123	28.810	29.323	32.972	2'08.228	195,7	10:06'04.799	9	37.051	28.232	29.682	33.661	2'08.626	223,6	10:05'44.887	
10	36.970	28.937	30.314	34.361	2'10.582	206,5	10:08'15.381	10	38.093	31.005	30.654	37.542	2'17.294P	217,7	10:08'02.181	
11	37.249	28.596	29.160	32.648	2'07.653	209,3	10:10'23.034	11	2'50.119	31.037	36.547	35.275	4'32.978P	220,4	10:12'35.159	
12	36.611	28.522	29.030	32.528	2'06.691	202,6	10:12'29.725	12	37.084	27.992	<b>29.254</b>	<b>32.419</b>	<b>2'06.749</b>	231,3	10:14'41.908	
13	36.658	28.433	<b>28.809</b>	32.281	2'06.181	213,4	10:14'35.906	13	36.518	<b>27.828</b>	29.563	33.163	2'07.072	<b>247,7</b>	10:16'48.980	
14	<b>36.334</b>	28.239	28.851	<b>32.146</b>	<b>2'05.570</b>	215,6	10:16'41.476	14	<b>36.477</b>	28.397	29.339	32.895	2'07.108	234,8	10:18'56.088	
15	36.475	<b>28.160</b>	28.829	32.544	2'06.008	<b>216,0</b>	10:18'47.484									
13° 5 M. FACCANI (2'06.240)								17° 19 J. PUFFE (2'07.478)								

30/09/2017

P = Pits In/Out - C = Lap-Time Cancelled

These data/results cannot be reproduced, stored and/or transmitted in whole or in part by any manner of electronic, mechanical, photocopying, recording, broadcasting or otherwise now known or herein after developed without the previous express consent by the copyright owner, except for reproduction in daily press and regular printed publications on sale to the public within 60 days of the event related to those data/results and always provided that copyright symbol appears together as follows below.

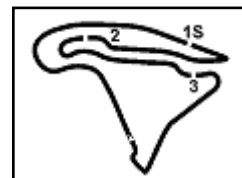
© DORNA WSBK ORGANIZATION Srl 2017





4.5

STK1000  
120/08



Magny-Cours 4.411 m

3 / 4

### French Round, 29-30 September - 1 October 2017 Superstock 1000 - Chronological Analysis Free Practice 3rd Session

Lap	Seg.1	Seg.2	Seg.3	Seg.4	Lap Time	km/h	Local Time	5	6	7	8	9	10	11	12	13	14	15		
1							9:47'35.654	39.901	30.270	31.531	36.997	2'18.699	207,7	9:57'10.389						
2	54.282	33.415	34.517	39.112	2'41.326P	157,7	9:50'16.980	39.312	30.149	31.382	36.297	2'17.140	204,2	9:59'27.529						
3	41.715	31.479	32.549	37.144	2'22.887	188,8	9:52'39.867	37.829	29.207	30.626	34.707	2'12.369	219,5	10:01'39.898						
4	39.693	31.078	32.092	35.570	2'18.433	203,4	9:54'58.300	38.453	29.369	31.085	34.125	2'13.032	225,0	10:03'52.930						
5	38.974	30.284	31.731	35.918	2'16.907	200,0	9:57'15.207	37.903	29.144	30.247	33.524	2'10.818	<b>228,8</b>	10:06'03.748						
6	38.735	29.459	31.633	35.001	2'14.828	200,0	9:59'30.035	37.578	29.155	30.436	33.356	2'10.525	213,9	10:08'14.273						
7	38.185	29.653	31.360	34.552	2'13.750	205,3	10:01'43.785	38.168	<b>28.474</b>	30.469	34.156	2'11.267	225,5	10:10'25.540						
8	38.967	29.667	30.358	34.850	2'13.842	203,4	10:03'57.627	37.453	29.173	31.123	33.868	2'11.617	210,9	10:12'37.157						
9	38.047	29.060	29.975	34.215	2'11.297	206,1	10:06'08.924	37.486	28.947	30.076	33.340	2'09.849	213,0	10:14'47.006						
10	37.690	28.983	29.991	33.356	2'10.020	211,8	10:08'18.944	37.472	28.960	<b>29.900</b>	34.038	2'10.370	224,5	10:16'57.376						
11	37.504	28.674	29.980	33.350	2'09.508	216,0	10:10'28.452	<b>36.927</b>	28.805	29.901	<b>33.149</b>	<b>2'08.782</b>	222,7	10:19'06.158						
12	37.608	28.587	29.885	33.119	2'09.199	204,9	10:12'37.651	<b>22° 59 A. SCHACHT (2'09.091)</b>												
13	41.107	32.515	32.386	33.511	2'19.519	196,0	10:14'57.170	Lap	Seg.1	Seg.2	Seg.3	Seg.4	Lap Time	km/h	Local Time					
14	<b>37.316</b>	<b>28.051</b>	<b>29.499</b>	<b>32.612</b>	<b>2'07.478</b>	<b>219,1</b>	10:17'04.648	1							9:47'11.943					
								2	58.332	34.363	34.706	42.292	2'49.693P	170,6	9:50'01.636					
								3	4'27.501	31.263	31.708	35.853	6'06.325P	204,5	9:56'07.961					
								4	39.116	30.004	31.079	34.507	2'14.706	213,9	9:58'22.667					
								5	38.836	29.301	30.589	33.761	2'12.487	208,5	10:00'35.154					
								6	38.455	31.029	30.543	34.052	2'14.079	203,4	10:02'49.233					
								7	37.827	28.861	<b>29.610</b>	<b>32.793</b>	<b>2'09.091</b>	210,9	10:04'58.324					
								8	<b>37.442</b>	28.730	30.627	35.144	2'11.943C	213,9	10:07'10.267					
								Lap	Seg.1	Seg.2	Seg.3	Seg.4	Lap Time	km/h	Local Time					
								1							9:47'24.121					
								2	56.927	32.521	32.845	36.102	2'38.395P	172,5	9:50'02.516					
								3	40.861	30.953	32.005	34.266	2'18.085	182,1	9:52'20.601					
								4	39.899	30.037	31.929	34.138	2'16.003	195,3	9:54'36.604					
								5	39.524	29.555	31.270	33.453	2'13.802	206,5	9:56'50.406					
								6	39.793	29.804	31.169	33.476	2'14.242	188,5	9:59'04.648					
								7	39.272	30.034	31.223	33.311	2'13.840	189,8	10:01'18.488					
								8	38.570	29.422	30.541	33.051	2'11.584	206,1	10:03'30.072					
								9	38.424	29.127	30.539	32.721	2'10.811	206,5	10:05'40.883					
								10	38.224	28.718	30.596	<b>32.057</b>	2'09.595	210,9	10:07'50.478					
								11	38.123	<b>28.372</b>	<b>30.096</b>	33.417	2'10.008	217,3	10:10'00.486					
								12	38.165	28.738	30.340	32.108	<b>2'09.351</b>	219,5	10:12'09.837					
								13	38.097	29.133	30.365	32.458	2'10.053	<b>221,3</b>	10:14'19.890					
								14	<b>38.070</b>	29.008	30.398	32.651	2'10.127	219,1	10:16'30.017					
								15	39.318	29.995	31.275	33.204	2'13.792	206,1	10:18'43.809					
								Lap	Seg.1	Seg.2	Seg.3	Seg.4	Lap Time	km/h	Local Time					
								1							9:48'44.612					
								2	1'10.735	37.224	36.832	39.823	3'04.614P		9:51'49.226					
								3	41.377	32.162	33.161	35.976	2'22.676	189,5	9:54'11.902					
								4	39.218	30.177	31.839	35.718	2'16.952	209,3	9:56'28.854					
								5	38.179	31.044	31.706	36.909	2'17.838	<b>223,6</b>	9:58'46.692					
								6	38.917	29.467	30.599	33.629	2'12.612	208,5	10:00'59.304					
								7	<b>37.370</b>	<b>28.690</b>	<b>30.434</b>	33.660	<b>2'10.154</b>	207,3	10:03'09.458					
								8	37.720	31.032	32.651	37.940	2'19.343P	201,5	10:05'28.801					
								9	2'09.692	32.793	32.588	38.530	3'53.603P	197,4	10:09'22.404					
								10	38.334	32.822	31.594	34.154	2'16.904	196,0	10:11'39.308					
								11	37.735	28.865	30.775	33.839	2'11.214	215,1	10:13'50.522					
								12	38.070	29.464	30.459	<b>32.955</b>	2'10.948	206,1	10:16'01.470					
								Lap	Seg.1	Seg.2	Seg.3	Seg.4	Lap Time	km/h	Local Time					
								1							9:47'18.216					
								2	54.725	33.261	34.010	36.062	2'38.058P	166,2	9:49'56.274					
								3	40.304	31.241	33.169	35.050	2'19.764	181,2	9:52'16.038					
								4	38.670	30.309	31.349	34.172	2'14.500	199,6	9:54'30.538					
								5	38.577	29.614	31.176	34.656	2'14.023	204,9	9:56'44.561					
								6	38.929	29.775	30.982	34.015	2'13.701	199,3	9:58'58.262					
								Lap	Seg.1	Seg.2	Seg.3	Seg.4	Lap Time	km/h	Local Time					
								1							9:47'25.009					
								2	57.799	34.497	35.227	38.657	2'46.180P	184,0	9:50'11.189					
								3	41.013	31.430	33.017	36.486	2'21.946	196,4	9:52'33.135					
								4	39.792	30.532	32.496	35.735	2'18.555	203,4	9:54'51.690					

30/09/2017 P = Pits In/Out - C = Lap-Time Cancelled

These data/results cannot be reproduced, stored and/or transmitted in whole or in part by any manner of electronic, mechanical, photocopying, recording, broadcasting or otherwise now known or herein after developed without the previous express consent by the copyright owner, except for reproduction in daily press and regular printed publications on sale to the public within 60 days of the event related to those data/results and always provided that copyright symbol appears together as follows below.

© DORNA WSBK ORGANIZATION Srl 2017

PIRELLI PERUGIA TIMING

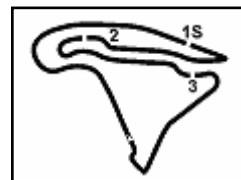


Official Tyre Supplier



Official Timekeeper





### French Round, 29-30 September - 1 October 2017

#### Superstock 1000 - Chronological Analysis Free Practice 3rd Session

7	38.117	29.346	30.407	33.329	2'11.199	206,9	10:01'09.461
8	38.230	29.898	30.706	34.075	2'12.909	199,6	10:03'22.370
9	38.459	29.486	30.690	35.653	2'14.288P	203,4	10:05'36.658
10	5'54.523	30.430	31.612	34.516	7'31.081P	194,2	10:13'07.739
11	38.826	29.786	31.320	34.374	2'14.306	206,1	10:15'22.045
12	38.519	29.666	31.157	33.758	2'13.100	210,1	10:17'35.145

#### 26° 54 T. RAZGATLIOGLU (2'11.529)

Lap	Seg.1	Seg.2	Seg.3	Seg.4	Lap Time	km/h	Local Time
1		31.614	33.788	34.149		196,7	9:51'01.046
2	40.132	28.674	31.037	31.686	2'11.529	231,8	9:53'12.575

#### 27° 10 M. BONNOT (2'11.717)

Lap	Seg.1	Seg.2	Seg.3	Seg.4	Lap Time	km/h	Local Time
1		32.041	32.589	37.954		189,1	9:50'17.755
2	41.604	31.170	32.400	36.137	2'21.311	199,3	9:52'39.066
3	39.414	30.049	31.232	34.820	2'15.515	216,9	9:54'54.581
4	38.718	29.599	31.177	35.400	2'14.894	211,4	9:57'09.475
5	39.290	30.203	31.572	39.822	2'20.887P	216,0	9:59'30.362
6	3'45.833	30.905	32.034	35.924	5'24.696P	206,9	10:04'55.058
7	39.766	29.225	31.375	35.358	2'15.724	213,9	10:07'10.782
8	39.052	29.319	30.743	34.389	2'13.503	218,2	10:09'24.285
9	38.712	29.297	30.647	34.166	2'12.822	221,3	10:11'37.107
10	38.071	29.019	30.466	34.161	2'11.717	228,3	10:13'48.824
11	41.794	30.803	36.662	36.765	2'26.024	196,4	10:16'14.848
12	39.662	29.787	32.399	35.693	2'17.541	213,0	10:18'32.389

#### 28° 46 M. CUDEVILLE (2'12.456)

Lap	Seg.1	Seg.2	Seg.3	Seg.4	Lap Time	km/h	Local Time
1		36.495	36.351	38.866		172,0	9:49'49.023
2	44.442	32.713	34.941	37.730	2'29.826	181,8	9:52'18.849
3	42.128	31.750	33.325	36.394	2'23.597	181,8	9:54'42.446
4	42.125	31.195	33.387	36.884	2'23.591	202,6	9:57'06.037
5	40.559	30.946	32.824	39.354	2'23.683P	198,5	9:59'29.720
6	1'41.408	31.838	33.132	36.550	3'22.928P	201,1	10:02'52.648
7	41.837	31.220	32.835	35.685	2'21.577	209,3	10:05'14.225
8	40.310	30.237	31.944	34.812	2'17.303	213,4	10:07'31.528
9	39.606	30.025	31.998	34.476	2'16.105	216,0	10:09'47.633
10	38.973	29.723	31.871	34.701	2'15.268	226,4	10:12'02.901
11	39.204	29.404	31.568	34.111	2'14.287	222,7	10:14'17.188
12	38.907	28.878	30.962	33.709	2'12.456	223,6	10:16'29.644
13	39.589	30.555	32.094	38.357	2'20.595P	218,2	10:18'50.239

#### 29° 81 A. BERNARDI (2'17.545)

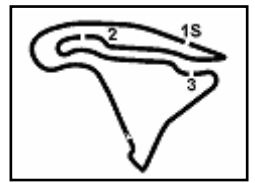
Lap	Seg.1	Seg.2	Seg.3	Seg.4	Lap Time	km/h	Local Time
1							9:48'52.688
2	1'01.730	35.147	35.844	38.036	2'50.757P	150,8	9:51'43.445
3	40.361	31.110	31.774	35.281	2'18.526	184,3	9:54'01.971
4	39.417	30.080	1'03.522	48.344	3'01.363CP	192,2	9:57'03.334
5	5'06.248	33.343	33.873	41.426	6'54.890P	170,6	10:03'58.224
6	40.889	32.094	32.284	36.609	2'21.876	188,8	10:06'20.100
7	39.829	30.518	31.908	35.439	2'17.694	196,0	10:08'37.794
8	39.616	30.527	32.225	35.177	2'17.545	195,7	10:10'55.339
9	40.088	35.228	33.446	40.803	2'29.565P	190,8	10:13'24.904
10	1'50.303	33.428	32.636	36.601	3'32.968P	192,5	10:16'57.872

30/09/2017

P = Pits In/Out - C = Lap-Time Cancelled

These data/results cannot be reproduced, stored and/or transmitted in whole or in part by any manner of electronic, mechanical, photocopying, recording, broadcasting or otherwise now known or herein after developed without the previous express consent by the copyright owner, except for reproduction in daily press and regular printed publications on sale to the public within 60 days of the event related to those data/results and always provided that copyright symbol appears together as follows below.

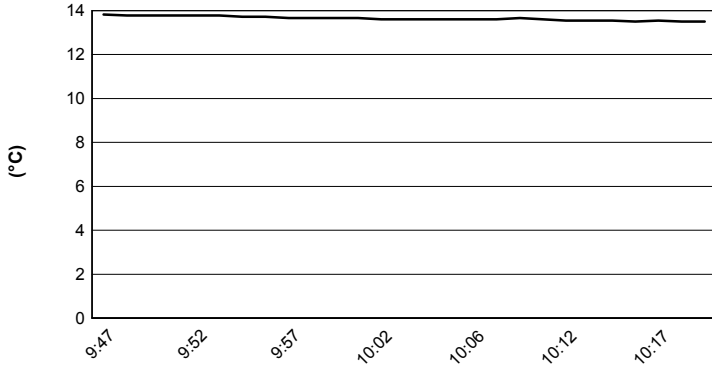
© DORNA WSBK ORGANIZATION Srl 2017



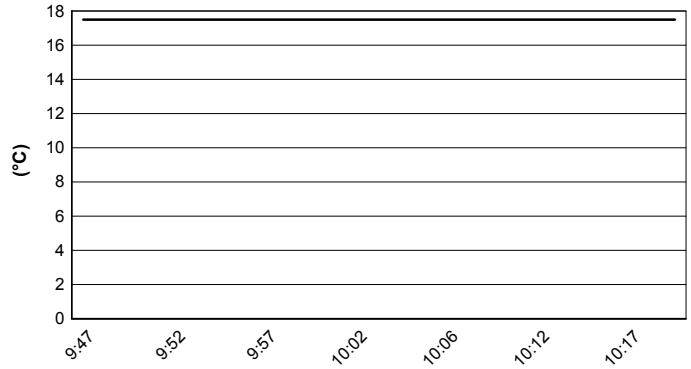
Magny-Cours 4.411 m

**French Round, 29-30 September - 1 October 2017**  
**Superstock 1000 - Weather Report Free Practice 3rd Session**  
 Session started 09:47 - Session ended 10:19

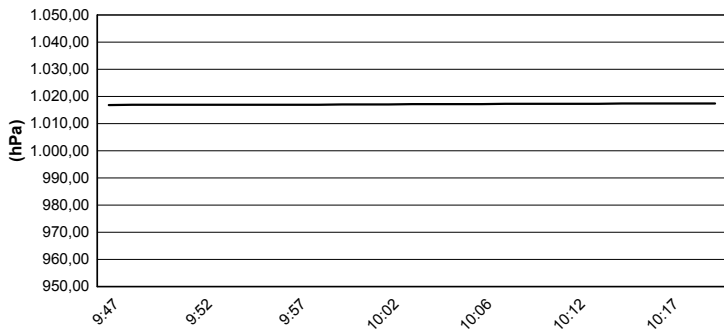
### Air Temperature



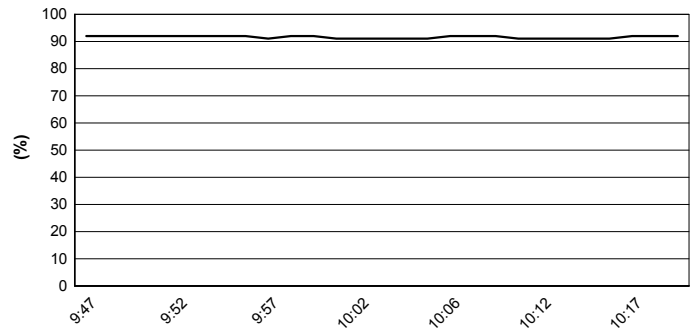
### Track Temperature



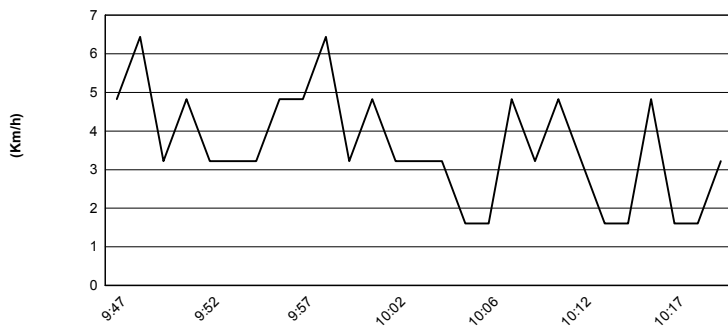
### Air Pressure



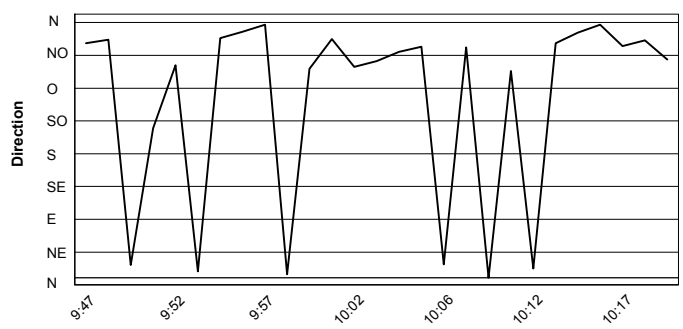
### Humidity



### Wind Speed



### Wind Direction



30/09/2017

These data/results cannot be reproduced, stored and/or transmitted in whole or in part by any manner of electronic, mechanical, photocopying, recording, broadcasting or otherwise now known or herein after developed without the previous express consent by the copyright owner, except for reproduction in daily press and regular printed publications on sale to the public within 60 days of the event related to those data/results and always provided that copyright symbol appears together as follows below.

© DORNA WSBK ORGANIZATION Srl 2017

