

## UK Round, 26-27-28 May 2017 World Superbike - Results Race 1

Donington Park 4.023 m

Laps 23 = 92,529 Km - Time Of Race 33'56.457 - Avg. 163,571 km/h

1 / 2

Pos	Race	Grid	No. Rider	Nat	Team	Bike	LL	Gap	Fastest Lap	Speed	Qualifying		Ranking		
											Time	Speed	R1	R2	Tot
1	1	66	T. SYKES	GBR	Kawasaki Racing Team	Kawasaki ZX-10RR	23		1'27.886	270,7	1'26.641	270,0	25	185	2
2	8	91	L. HASLAM	GBR	Kawasaki Puccetti Racing	Kawasaki ZX-10RR	23	16.500	1'28.378	263,4	1'28.254	265,4	20	20	18
3	4	22	A. LOWES	GBR	Pata Yamaha Official WorldSBK Team	Yamaha YZF R1	23	19.170	1'28.513	268,7	1'27.538	268,0	16	110	5
4	5	33	M. MELANDRI	ITA	Aruba.it Racing - Ducati	Ducati Panigale R	23	19.699	1'28.915	271,4	1'27.818	273,4	13	137	4
5	11	60	M. VAN DER MARK	NED	Pata Yamaha Official WorldSBK Team	Yamaha YZF R1	23	21.454	1'28.969	268,0	1'28.533	266,7	11	89	7
6	10	2	L. CAMIER	GBR	MV Agusta Reparto Corse	MV Agusta 1000 F4	23	23.376	1'28.911	266,0	1'28.337	263,4	10	74	8
7	9	36	L. MERCADO	ARG	IODARacing	Aprilia RSV4 RF	23	24.979	1'28.822	267,3	1'28.308	268,0	9	43	13
8	3	7	C. DAVIES	GBR	Aruba.it Racing - Ducati	Ducati Panigale R	23	26.988	1'27.732	273,4	1'27.338	268,0	8	169	3
9	13	81	J. TORRES	ESP	Althea BMW Racing Team	BMW S 1000 RR	23	34.910	1'29.418	268,0	1'28.554	266,7	7	72	9
10	7	12	X. FORÉS	ESP	BARNI Racing Team	Ducati Panigale R	23	35.178	1'29.207	267,3	1'28.155	266,0	6	90	6
11	19	40	R. RAMOS	ESP	Team Kawasaki Go Eleven	Kawasaki ZX-10RR	23	38.585	1'29.396	262,8	1'29.350	260,2	5	49	11
12	12	32	L. SAVADORI	ITA	Milwaukee Aprilia	Aprilia RSV4 RF	23	39.824	1'29.360	262,1	1'28.650	266,0	4	32	15
13	6	50	E. LAVERTY	IRL	Milwaukee Aprilia	Aprilia RSV4 RF	23	44.623	1'28.864	268,7	1'27.880	270,7	3	58	10
14	14	88	R. KRUMMENACHER	SUI	Kawasaki Puccetti Racing	Kawasaki ZX-10RR	23	52.539	1'29.979	260,2	1'28.824	260,2	2	27	16
15	18	35	R. DE ROSA	ITA	Althea BMW Racing Team	BMW S 1000 RR	23	58.875	1'29.540	266,0	1'29.239	270,0	1	6	20
16	22	86	A. BADOVINI	ITA	Grillini Racing Team	Kawasaki ZX-10RR	23	1'03.994	1'30.479	259,6	1'30.222	266,0		4	24
17	15	15	A. DE ANGELIS	RSM	Pedercini Racing SC-Project	Kawasaki ZX-10RR	23	1'06.816	1'30.121	264,7	1'28.967	262,8		23	17
18	21	37	O. JEZEK	CZE	Grillini Racing Team	Kawasaki ZX-10RR	23	1'14.800	1'30.856	257,8	1'29.962	264,1		3	25
-----Not Classified-----															
RET	2	1	J. REA	GBR	Kawasaki Racing Team	Kawasaki ZX-10RR	20	3 Laps	1'27.655	268,0	1'27.005	268,0		235	1
RET	17	6	S. BRADL	GER	Red Bull Honda World Superbike Team	Honda CBR1000RR	16	7 Laps	1'29.716	268,0	1'29.186	268,7		43	12
RET	20	84	R. RUSSO	ITA	Guandalini Racing	Yamaha YZF R1	16	7 Laps	1'30.483	257,1	1'29.795	259,6		4	21
RET	16	27	J. DIXON	GBR	Royal Air Force Reg. & Res. Kawasaki	Kawasaki ZX-10RR	14	9 Laps	1'30.536	264,1	1'29.168	260,2			

AIR	Humidity:	75%	Temp:	18°C
TRACK	Condition:	Dry	Temp:	29°C

Records	Pole (SP2)	2017	T.Sykes	1'26.641	167,16 Km/h
	Race (RC2)	2016	J.Rea	1'27.605	165,32 Km/h
	Circuit (SP2)	2017	T.Sykes	1'26.641	167,16 Km/h
Race Fastest lap	Lap 7		J.Rea	1'27.655	165,23 Km/h

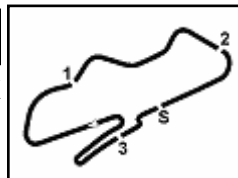
LAP LEADERS					
No.	Rider	From	To	Laps	Total
7	C. DAVIES	1	6	6	6
1	J. REA	7	17	11	11
66	T. SYKES	18	23	6	6

TOTAL LEADER LAPS		
No.	Rider	Laps
1	J. REA	98
7	C. DAVIES	76
66	T. SYKES	16
33	M. MELANDRI	10
22	A. LOWES	5
12	X. FORÉS	4
50	E. LAVERTY	2

Start 27/05/2017 15:00 End 15:35 The results are provisional until the end of the time limit for protests and appeals and the completion of the technical checks.

These data/results cannot be reproduced, stored and/or transmitted in whole or in part by any manner of electronic, mechanical, photocopying, recording, broadcasting or otherwise now known or herein after developed without the previous express consent by the copyright owner, except for reproduction in daily press and regular printed publications on sale to the public within 60 days of the event related to those data/results and always provided that copyright symbol appears together as follows below.

© DORNA WSBK ORGANIZATION Srl 2017



## UK Round, 26-27-28 May 2017 World Superbike - Results Race 1

### Race Highlights

---

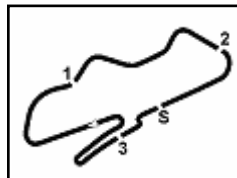
14.57.45		Warm-up Lap Start
15.00.20		Start
15.03.04		No Jump Start
15.03.18	27 Dixon	On the Gravel - Re-Joined - Turn 11
15.10.39	7 Davies	Crashed - Turn 12
15.10.55	7 Davies	Re-joined
15.21.52	27 Dixon	Entered Pits
15.22.47	27 Dixon	Retired
15.24.37	6 Bradl	Entered Pits
15.24.49	84 Russo	Entered Pits
15.25.33	84 Russo	Retired
15.28.00	6 Bradl	Retired
15.30.21	1 Rea	Crashed - Turn 3
15.31.15	1 Rea	Out
15.35.31		End Of Session

Start                      End                      The results are provisional until the end of the time limit for protests and appeals  
27/05/2017    15:00                      15:35                      and the completion of the technical checks.

These data/results cannot be reproduced, stored and/or transmitted in whole or in part by any manner of electronic, mechanical, photocopying, recording, broadcasting or otherwise now known or herein after developed without the previous express consent by the copyright owner, except for reproduction in daily press and regular printed publications on sale to the public within 60 days of the event related to those data/results and always provided that copyright symbol appears together as follows below.

© DORNA WSBK ORGANIZATION Srl 2017





Donington Park 4.023 m

1 / 3

**UK Round, 26-27-28 May 2017**
**World Superbike - Lap Chart Race 1**

	Lap																						
	1	2	3	4	5	6	7	8	9	10	11	12	13	14	15	16	17	18	19	20	21	22	23
1	7	7	7	7	7	7	1	1	1	1	1	1	1	1	1	1	1	66	66	66	66	66	66
2	66	1	1	1	1	1	66	66	66	66	66	66	66	66	66	66	66	1	1	1	91	91	91
3	1	91	66	66	66	66	91	91	91	91	91	91	91	91	91	91	91	91	91	91	33	33	22
4	91	66	91	91	91	91	36	36	36	36	33	33	33	33	33	33	33	33	33	33	22	22	33
5	33	36	36	36	36	36	33	33	33	33	36	36	36	36	60	60	60	60	60	22	60	60	60
6	36	50	50	50	33	33	60	60	60	60	60	60	60	60	36	36	36	22	22	60	36	2	2
7	50	33	33	33	50	60	50	2	2	2	2	2	2	2	2	2	22	36	36	36	2	36	36
8	12	60	60	60	60	50	2	50	50	12	22	22	22	22	22	2	2	2	2	2	7	7	7
9	60	12	2	2	2	2	12	12	12	50	12	12	12	12	12	12	7	7	7	7	12	81	81
10	2	2	12	12	12	12	81	81	22	22	50	81	81	81	81	81	12	12	81	12	81	12	12
11	32	32	32	32	32	32	22	22	81	81	81	50	50	7	7	7	81	81	12	81	40	40	40
12	81	81	81	81	81	81	40	40	40	40	40	7	50	40	40	40	40	40	40	40	32	32	32
13	15	40	40	40	40	40	32	32	32	32	7	40	40	50	50	50	32	32	32	32	50	50	50
14	40	15	35	35	22	22	7	6	7	7	7	32	32	32	32	32	32	50	50	50	88	88	88
15	35	35	15	22	35	6	6	35	6	6	6	6	6	88	88	88	88	88	88	88	35	35	35
16	88	88	6	6	6	35	35	88	35	35	35	35	88	35	35	35	35	35	35	35	86	86	86
17	6	6	88	15	88	88	88	7	88	88	88	88	35	6	6	86	86	86	86	86	15	15	15
18	86	22	22	88	15	15	15	15	15	86	86	86	86	86	86	15	15	15	15	15	37	37	37
19	22	86	86	86	86	86	86	86	15	15	15	15	15	15	15	6	37	37	37	37			
20	27	84	84	84	84	84	84	84	84	84	84	84	84	84	84	37	37						
21	84	37	37	37	37	37	37	37	37	37	37	37	37	37	84	84							
22	37	27	27	27	27	27	27	27	27	27	27	27	27	27	27								

Final Result		
1	66 T. SYKES	Laps 23
2	91 L. HASLAM	16.500
3	22 A. LOWES	19.170
4	33 M. MELANDRI	19.699
5	60 M. VAN DER MARK	21.454
6	2 L. CAMIER	23.376
7	36 L. MERCADO	24.979
8	7 C. DAVIES	26.988
9	81 J. TORRES	34.910
10	12 X. FORÉS	35.178
11	40 R. RAMOS	38.585
12	32 L. SAVADORI	39.824
13	50 E. LAVERTY	44.623
14	88 R. KRUMMENACHER	52.539
15	35 R. DE ROSA	58.875
16	86 A. BADOVINI	1'03.994
17	15 A. DE ANGELIS	1'06.816
18	37 O. JEZEK	1'14.800
RET	1 J. REA	3 Laps
RET	6 S. BRADL	7 Laps
RET	84 R. RUSSO	7 Laps
RET	27 J. DIXON	9 Laps

27/05/2017

These data/results cannot be reproduced, stored and/or transmitted in whole or in part by any manner of electronic, mechanical, photocopying, recording, broadcasting or otherwise now known or herein after developed without the previous express consent by the copyright owner, except for reproduction in daily press and regular printed publications on sale to the public within 60 days of the event related to those data/results and always provided that copyright symbol appears together as follows below.

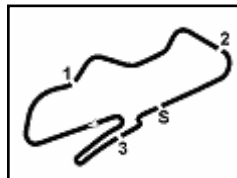
© DORNA WSBK ORGANIZATION Srl 2017

**PIRELLI PERUGIA TIMING**


Official Tyre Supplier



Official Timekeeper



Donington Park 4.023 m

**UK Round, 26-27-28 May 2017**
**World Superbike - Lap Chart Race 1**
**2 / 3**
**Lap 1**

1	7 C.Davies (GBR)	
2	66 T.Sykes (GBR)	0.229
3	1 J.Rea (GBR)	0.561
4	91 L.Haslam (GBR)	1.027
5	33 M.Melandri (ITA)	1.229
6	36 L.Mercado (ARG)	1.874
7	50 E.Laverty (IRL)	2.460
8	12 X.Forés (ESP)	3.067
9	60 M.van der Mark (NED)	3.127
10	2 L.Camier (GBR)	3.476
11	32 L.Savadori (ITA)	3.690
12	81 J.Torres (ESP)	3.953
13	15 A.De Angelis (RSM)	4.278
14	40 R.Ramos (ESP)	4.488
15	35 R.De Rosa (ITA)	4.815
16	88 R.Krummenacher (SU)	5.067
17	6 S.Bradl (GER)	5.314
18	86 A.Badovini (ITA)	5.757
19	22 A.Lowes (GBR)	5.993
20	27 J.Dixon (GBR)	6.250
21	84 R.Russo (ITA)	6.544
22	37 O.Jezek (CZE)	6.754

2	1 J.Rea (GBR)	0.869
3	66 T.Sykes (GBR)	2.504
4	91 L.Haslam (GBR)	2.965
5	36 L.Mercado (ARG)	5.486
6	50 E.Laverty (IRL)	5.771
7	33 M.Melandri (ITA)	5.884
8	60 M.van der Mark (NED)	6.943
9	2 L.Camier (GBR)	7.573
10	12 X.Forés (ESP)	8.291
11	32 L.Savadori (ITA)	8.626
12	81 J.Torres (ESP)	8.921
13	40 R.Ramos (ESP)	9.392
14	35 R.De Rosa (ITA)	10.530
15	22 A.Lowes (GBR)	11.250
16	6 S.Bradl (GER)	11.493
17	15 A.De Angelis (RSM)	11.998
18	88 R.Krummenacher (SU)	12.329
19	86 A.Badovini (ITA)	14.235
20	84 R.Russo (ITA)	14.822
21	37 O.Jezek (CZE)	17.272
22	27 J.Dixon (GBR)	31.610

5	33 M.Melandri (ITA)	9.027
6	60 M.van der Mark (NED)	10.060
7	50 E.Laverty (IRL)	10.685
8	2 L.Camier (GBR)	10.935
9	12 X.Forés (ESP)	11.911
10	81 J.Torres (ESP)	13.550
11	22 A.Lowes (GBR)	14.108
12	40 R.Ramos (ESP)	14.341
13	32 L.Savadori (ITA)	14.712
14	7 C.Davies (GBR)	17.387
15	6 S.Bradl (GER)	17.959
16	35 R.De Rosa (ITA)	18.333
17	88 R.Krummenacher (SU)	18.938
18	15 A.De Angelis (RSM)	20.448
19	86 A.Badovini (ITA)	22.411
20	84 R.Russo (ITA)	24.060
21	37 O.Jezek (CZE)	26.345
22	27 J.Dixon (GBR)	39.006

8	12 X.Forés (ESP)	15.671
9	50 E.Laverty (IRL)	15.738
10	22 A.Lowes (GBR)	16.067
11	81 J.Torres (ESP)	17.260
12	40 R.Ramos (ESP)	18.409
13	32 L.Savadori (ITA)	19.872
14	7 C.Davies (GBR)	21.487
15	6 S.Bradl (GER)	24.279
16	35 R.De Rosa (ITA)	24.674
17	88 R.Krummenacher (SU)	25.054
18	86 A.Badovini (ITA)	30.758
19	15 A.De Angelis (RSM)	31.183
20	84 R.Russo (ITA)	33.531
21	37 O.Jezek (CZE)	35.322
22	27 J.Dixon (GBR)	47.370

**Lap 2**

1	7 C.Davies (GBR)	
2	1 J.Rea (GBR)	0.672
3	91 L.Haslam (GBR)	1.311
4	66 T.Sykes (GBR)	1.452
5	36 L.Mercado (ARG)	2.602
6	50 E.Laverty (IRL)	3.230
7	33 M.Melandri (ITA)	3.437
8	60 M.van der Mark (NED)	4.225
9	12 X.Forés (ESP)	4.397
10	2 L.Camier (GBR)	4.637
11	32 L.Savadori (ITA)	5.060
12	81 J.Torres (ESP)	5.489
13	40 R.Ramos (ESP)	6.014
14	15 A.De Angelis (RSM)	6.305
15	35 R.De Rosa (ITA)	6.718
16	88 R.Krummenacher (SU)	6.952
17	6 S.Bradl (GER)	7.181
18	22 A.Lowes (GBR)	7.961
19	86 A.Badovini (ITA)	8.535
20	84 R.Russo (ITA)	9.095
21	37 O.Jezek (CZE)	10.053
22	27 J.Dixon (GBR)	23.866

**Lap 5**

1	7 C.Davies (GBR)	
2	1 J.Rea (GBR)	0.824
3	66 T.Sykes (GBR)	2.547
4	91 L.Haslam (GBR)	3.756
5	36 L.Mercado (ARG)	6.687
6	33 M.Melandri (ITA)	7.346
7	50 E.Laverty (IRL)	7.684
8	60 M.van der Mark (NED)	7.987
9	2 L.Camier (GBR)	8.714
10	12 X.Forés (ESP)	9.573
11	32 L.Savadori (ITA)	10.156
12	81 J.Torres (ESP)	10.414
13	40 R.Ramos (ESP)	10.938
14	22 A.Lowes (GBR)	11.939
15	35 R.De Rosa (ITA)	13.568
16	6 S.Bradl (GER)	13.681
17	88 R.Krummenacher (SU)	14.551
18	15 A.De Angelis (RSM)	14.920
19	86 A.Badovini (ITA)	16.934
20	84 R.Russo (ITA)	17.826
21	37 O.Jezek (CZE)	20.656
22	27 J.Dixon (GBR)	34.298

**Lap 8**

1	1 J.Rea (GBR)	
2	66 T.Sykes (GBR)	1.691
3	91 L.Haslam (GBR)	6.664
4	36 L.Mercado (ARG)	9.264
5	33 M.Melandri (ITA)	9.648
6	60 M.van der Mark (NED)	10.768
7	2 L.Camier (GBR)	11.931
8	50 E.Laverty (IRL)	12.420
9	12 X.Forés (ESP)	13.373
10	81 J.Torres (ESP)	14.660
11	22 A.Lowes (GBR)	14.953
12	40 R.Ramos (ESP)	15.780
13	32 L.Savadori (ITA)	16.447
14	6 S.Bradl (GER)	20.098
15	35 R.De Rosa (ITA)	20.530
16	88 R.Krummenacher (SU)	20.850
17	7 C.Davies (GBR)	21.006
18	15 A.De Angelis (RSM)	23.252
19	86 A.Badovini (ITA)	25.496
20	84 R.Russo (ITA)	27.297
21	37 O.Jezek (CZE)	29.521
22	27 J.Dixon (GBR)	41.625

**Lap 11**

1	1 J.Rea (GBR)	0.594
2	66 T.Sykes (GBR)	8.494
3	91 L.Haslam (GBR)	12.239
4	33 M.Melandri (ITA)	12.659
5	36 L.Mercado (ARG)	13.618
6	60 M.van der Mark (NED)	14.686
7	2 L.Camier (GBR)	17.283
8	22 A.Lowes (GBR)	17.490
9	12 X.Forés (ESP)	17.963
10	50 E.Laverty (IRL)	18.563
11	81 J.Torres (ESP)	19.866
12	40 R.Ramos (ESP)	21.438
13	32 L.Savadori (ITA)	21.931
14	7 C.Davies (GBR)	26.583
15	6 S.Bradl (GER)	26.958
16	35 R.De Rosa (ITA)	27.200
17	88 R.Krummenacher (SU)	33.510
18	86 A.Badovini (ITA)	35.711
19	15 A.De Angelis (RSM)	37.184
20	84 R.Russo (ITA)	38.263
21	37 O.Jezek (CZE)	50.427
22	27 J.Dixon (GBR)	

**Lap 3**

1	7 C.Davies (GBR)	
2	1 J.Rea (GBR)	0.712
3	66 T.Sykes (GBR)	1.969
4	91 L.Haslam (GBR)	2.308
5	36 L.Mercado (ARG)	3.928
6	50 E.Laverty (IRL)	4.363
7	33 M.Melandri (ITA)	4.574
8	60 M.van der Mark (NED)	5.433
9	2 L.Camier (GBR)	6.394
10	12 X.Forés (ESP)	6.602
11	32 L.Savadori (ITA)	6.642
12	81 J.Torres (ESP)	7.219
13	40 R.Ramos (ESP)	7.728
14	35 R.De Rosa (ITA)	8.722
15	15 A.De Angelis (RSM)	8.977
16	6 S.Bradl (GER)	9.119
17	88 R.Krummenacher (SU)	9.581
18	22 A.Lowes (GBR)	9.780
19	86 A.Badovini (ITA)	11.488
20	84 R.Russo (ITA)	12.071
21	37 O.Jezek (CZE)	14.148
22	27 J.Dixon (GBR)	28.228

**Lap 6**

1	7 C.Davies (GBR)	
2	1 J.Rea (GBR)	0.828
3	66 T.Sykes (GBR)	2.639
4	91 L.Haslam (GBR)	5.083
5	36 L.Mercado (ARG)	7.849
6	33 M.Melandri (ITA)	8.500
7	60 M.van der Mark (NED)	9.404
8	50 E.Laverty (IRL)	9.611
9	2 L.Camier (GBR)	10.015
10	12 X.Forés (ESP)	10.949
11	32 L.Savadori (ITA)	12.151
12	81 J.Torres (ESP)	12.399
13	40 R.Ramos (ESP)	12.618
14	22 A.Lowes (GBR)	12.869
15	6 S.Bradl (GER)	16.206
16	35 R.De Rosa (ITA)	16.540
17	88 R.Krummenacher (SU)	16.776
18	15 A.De Angelis (RSM)	17.889
19	86 A.Badovini (ITA)	19.944
20	84 R.Russo (ITA)	21.055
21	37 O.Jezek (CZE)	23.589
22	27 J.Dixon (GBR)	36.908

**Lap 9**

1	1 J.Rea (GBR)	
2	66 T.Sykes (GBR)	1.328
3	91 L.Haslam (GBR)	7.171
4	36 L.Mercado (ARG)	10.284
5	33 M.Melandri (ITA)	10.513
6	60 M.van der Mark (NED)	11.658
7	2 L.Camier (GBR)	12.843
8	50 E.Laverty (IRL)	13.953
9	12 X.Forés (ESP)	14.603
10	22 A.Lowes (GBR)	15.583
11	81 J.Torres (ESP)	16.169
12	40 R.Ramos (ESP)	17.140
13	32 L.Savadori (ITA)	18.178
14	7 C.Davies (GBR)	21.659
15	6 S.Bradl (GER)	22.328
16	35 R.De Rosa (ITA)	22.738
17	88 R.Krummenacher (SU)	23.064
18	15 A.De Angelis (RSM)	27.163
19	86 A.Badovini (ITA)	28.087
20	84 R.Russo (ITA)	30.496
21	37 O.Jezek (CZE)	32.604
22	27 J.Dixon (GBR)	44.494

**Lap 12**

1	1 J.Rea (GBR)	
2	66 T.Sykes (GBR)	0.197
3	91 L.Haslam (GBR)	8.600
4	33 M.Melandri (ITA)	12.649
5	36 L.Mercado (ARG)	13.177
6	60 M.van der Mark (NED)	14.046
7	2 L.Camier (GBR)	15.039
8	22 A.Lowes (GBR)	17.208
9	12 X.Forés (ESP)	18.818
10	81 J.Torres (ESP)	19.390
11	50 E.Laverty (IRL)	19.950
12	40 R.Ramos (ESP)	21.269
13	7 C.Davies (GBR)	21.940
14	32 L.Savadori (ITA)	22.683
15	6 S.Bradl (GER)	28.684
16	35 R.De Rosa (ITA)	29.022
17	88 R.Krummenacher (SU)	29.288
18	86 A.Badovini (ITA)	35.700
19	15 A.De Angelis (RSM)	38.291
20	84 R.Russo (ITA)	40.454
21	37 O.Jezek (CZE)	41.528
22	27 J.Dixon (GBR)	53.103

**Lap 4**

1	7 C.Davies (GBR)	
---	------------------	--

**Lap 7**

1	1 J.Rea (GBR)	
2	66 T.Sykes (GBR)	2.042
3	91 L.Haslam (GBR)	5.685
4	36 L.Mercado (ARG)	8.216

**Lap 10**

1	1 J.Rea (GBR)	
2	66 T.Sykes (GBR)	0.887
3	91 L.Haslam (GBR)	7.884
4	36 L.Mercado (ARG)	11.069
5	33 M.Melandri (ITA)	11.279
6	60 M.van der Mark (NED)	12.635
7	2 L.Camier (GBR)	13.445

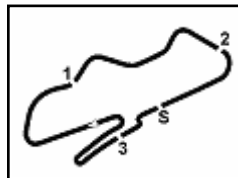
**Lap 13**

1	1 J.Rea (GBR)	
2	66 T.Sykes (GBR)	0.362
3	91 L.Haslam (GBR)	9.096
4	33 M.Melandri (ITA)	13.329
5	36 L.Mercado (ARG)	14.148
6	60 M.van der Mark (NED)	14.664
7	2 L.Camier (GBR)	15.963
8	22 A.Lowes (GBR)	17.326
9	12 X.Forés (ESP)	20.342
10	81 J.Torres (ESP)	20.521

27/05/2017

These data/results cannot be reproduced, stored and/or transmitted in whole or in part by any manner of electronic, mechanical, photocopying, recording, broadcasting or otherwise now known or herein after developed without the previous express consent by the copyright owner, except for reproduction in daily press and regular printed publications on sale to the public within 60 days of the event related to those data/results and always provided that copyright symbol appears together as follows below.

© DORNA WSBK ORGANIZATION Srl 2017



Donington Park 4.023 m

**UK Round, 26-27-28 May 2017**
**World Superbike - Lap Chart Race 1**
**3 / 3**

11	<b>50 E.Laverty</b> (IRL)	21.790	15	<b>88 R.Krummenacher</b> (SU)	39.724	3	<b>91 L.Haslam</b> (GBR)	14.616	17	<b>15 A.De Angelis</b> (RSM)	1'06.816
12	<b>7 C.Davies</b> (GBR)	22.281	16	<b>35 R.De Rosa</b> (ITA)	40.074	4	<b>33 M.Melandri</b> (ITA)	18.716	18	<b>37 O.Jezek</b> (CZE)	1'14.800
13	<b>40 R.Ramos</b> (ESP)	22.959	17	<b>86 A.Badovini</b> (ITA)	45.231	5	<b>22 A.Lowes</b> (GBR)	20.391			
14	<b>32 L.Savadori</b> (ITA)	24.070	18	<b>15 A.De Angelis</b> (RSM)	48.053	6	<b>60 M.van der Mark</b> (NED)	20.824			
15	<b>6 S.Bradi</b> (GER)	32.237	19	<b>6 S.Bradi</b> (GER)	49.409	7	<b>36 L.Mercado</b> (ARG)	21.728			
16	<b>88 R.Krummenacher</b> (SU)	32.456	20	<b>37 O.Jezek</b> (CZE)	52.147	8	<b>2 L.Camier</b> (GBR)	22.460			
17	<b>35 R.De Rosa</b> (ITA)	32.812	21	<b>84 R.Russo</b> (ITA)	1'03.360	9	<b>7 C.Davies</b> (GBR)	26.318			
18	<b>86 A.Badovini</b> (ITA)	38.317				10	<b>12 X.Forés</b> (ESP)	32.315			
19	<b>15 A.De Angelis</b> (RSM)	41.218				11	<b>81 J.Torres</b> (ESP)	32.541			
20	<b>84 R.Russo</b> (ITA)	43.792				12	<b>40 R.Ramos</b> (ESP)	35.100			
21	<b>37 O.Jezek</b> (CZE)	44.405				13	<b>32 L.Savadori</b> (ITA)	35.883			
22	<b>27 J.Dixon</b> (GBR)	56.486				14	<b>50 E.Laverty</b> (IRL)	37.678			

**Lap 17**

1	<b>1 J.Rea</b> (GBR)		1	<b>1 J.Rea</b> (GBR)	
2	<b>66 T.Sykes</b> (GBR)	0.316	2	<b>66 T.Sykes</b> (GBR)	0.316
3	<b>91 L.Haslam</b> (GBR)	11.560	3	<b>91 L.Haslam</b> (GBR)	11.560
4	<b>33 M.Melandri</b> (ITA)	16.178	4	<b>33 M.Melandri</b> (ITA)	16.178
5	<b>60 M.van der Mark</b> (NED)	17.278	5	<b>60 M.van der Mark</b> (NED)	17.278
6	<b>36 L.Mercado</b> (ARG)	18.031	6	<b>36 L.Mercado</b> (ARG)	18.031
7	<b>22 A.Lowes</b> (GBR)	18.284	7	<b>22 A.Lowes</b> (GBR)	18.284
8	<b>2 L.Camier</b> (GBR)	19.349	8	<b>2 L.Camier</b> (GBR)	19.349
9	<b>7 C.Davies</b> (GBR)	25.408	9	<b>7 C.Davies</b> (GBR)	25.408
10	<b>12 X.Forés</b> (ESP)	25.883	10	<b>12 X.Forés</b> (ESP)	25.883
11	<b>81 J.Torres</b> (ESP)	26.114	11	<b>81 J.Torres</b> (ESP)	26.114
12	<b>40 R.Ramos</b> (ESP)	29.273	12	<b>40 R.Ramos</b> (ESP)	29.273
13	<b>50 E.Laverty</b> (IRL)	29.842	13	<b>50 E.Laverty</b> (IRL)	29.842
14	<b>32 L.Savadori</b> (ITA)	30.131	14	<b>32 L.Savadori</b> (ITA)	30.131
15	<b>88 R.Krummenacher</b> (SU)	41.577	15	<b>88 R.Krummenacher</b> (SU)	41.577
16	<b>35 R.De Rosa</b> (ITA)	42.104	16	<b>35 R.De Rosa</b> (ITA)	42.104
17	<b>86 A.Badovini</b> (ITA)	48.216	17	<b>86 A.Badovini</b> (ITA)	48.216
18	<b>15 A.De Angelis</b> (RSM)	50.722	18	<b>15 A.De Angelis</b> (RSM)	50.722
19	<b>37 O.Jezek</b> (CZE)	54.960	19	<b>37 O.Jezek</b> (CZE)	54.960

**Lap 18**

1	<b>66 T.Sykes</b> (GBR)		1	<b>66 T.Sykes</b> (GBR)	
2	<b>1 J.Rea</b> (GBR)	0.383	2	<b>1 J.Rea</b> (GBR)	0.383
3	<b>91 L.Haslam</b> (GBR)	12.395	3	<b>91 L.Haslam</b> (GBR)	12.395
4	<b>33 M.Melandri</b> (ITA)	16.634	4	<b>33 M.Melandri</b> (ITA)	16.634
5	<b>60 M.van der Mark</b> (NED)	18.013	5	<b>60 M.van der Mark</b> (NED)	18.013
6	<b>22 A.Lowes</b> (GBR)	18.532	6	<b>22 A.Lowes</b> (GBR)	18.532
7	<b>36 L.Mercado</b> (ARG)	19.272	7	<b>36 L.Mercado</b> (ARG)	19.272
8	<b>2 L.Camier</b> (GBR)	20.000	8	<b>2 L.Camier</b> (GBR)	20.000
9	<b>7 C.Davies</b> (GBR)	25.221	9	<b>7 C.Davies</b> (GBR)	25.221
10	<b>12 X.Forés</b> (ESP)	27.321	10	<b>12 X.Forés</b> (ESP)	27.321
11	<b>81 J.Torres</b> (ESP)	27.594	11	<b>81 J.Torres</b> (ESP)	27.594
12	<b>40 R.Ramos</b> (ESP)	30.874	12	<b>40 R.Ramos</b> (ESP)	30.874
13	<b>32 L.Savadori</b> (ITA)	31.862	13	<b>32 L.Savadori</b> (ITA)	31.862
14	<b>50 E.Laverty</b> (IRL)	32.106	14	<b>50 E.Laverty</b> (IRL)	32.106
15	<b>88 R.Krummenacher</b> (SU)	43.323	15	<b>88 R.Krummenacher</b> (SU)	43.323
16	<b>35 R.De Rosa</b> (ITA)	43.972	16	<b>35 R.De Rosa</b> (ITA)	43.972
17	<b>86 A.Badovini</b> (ITA)	50.285	17	<b>86 A.Badovini</b> (ITA)	50.285
18	<b>15 A.De Angelis</b> (RSM)	53.153	18	<b>15 A.De Angelis</b> (RSM)	53.153
19	<b>37 O.Jezek</b> (CZE)	57.455	19	<b>37 O.Jezek</b> (CZE)	57.455

**Lap 19**

1	<b>66 T.Sykes</b> (GBR)		1	<b>66 T.Sykes</b> (GBR)	
2	<b>1 J.Rea</b> (GBR)	2.153	2	<b>1 J.Rea</b> (GBR)	2.153
3	<b>91 L.Haslam</b> (GBR)	13.401	3	<b>91 L.Haslam</b> (GBR)	13.401
4	<b>33 M.Melandri</b> (ITA)	17.356	4	<b>33 M.Melandri</b> (ITA)	17.356
5	<b>60 M.van der Mark</b> (NED)	19.134	5	<b>60 M.van der Mark</b> (NED)	19.134
6	<b>22 A.Lowes</b> (GBR)	19.318	6	<b>22 A.Lowes</b> (GBR)	19.318
7	<b>36 L.Mercado</b> (ARG)	20.379	7	<b>36 L.Mercado</b> (ARG)	20.379
8	<b>2 L.Camier</b> (GBR)	21.125	8	<b>2 L.Camier</b> (GBR)	21.125
9	<b>7 C.Davies</b> (GBR)	25.568	9	<b>7 C.Davies</b> (GBR)	25.568
10	<b>81 J.Torres</b> (ESP)	29.828	10	<b>81 J.Torres</b> (ESP)	29.828
11	<b>12 X.Forés</b> (ESP)	29.884	11	<b>12 X.Forés</b> (ESP)	29.884
12	<b>40 R.Ramos</b> (ESP)	32.748	12	<b>40 R.Ramos</b> (ESP)	32.748
13	<b>32 L.Savadori</b> (ITA)	33.743	13	<b>32 L.Savadori</b> (ITA)	33.743
14	<b>50 E.Laverty</b> (IRL)	34.676	14	<b>50 E.Laverty</b> (IRL)	34.676
15	<b>88 R.Krummenacher</b> (SU)	45.321	15	<b>88 R.Krummenacher</b> (SU)	45.321
16	<b>35 R.De Rosa</b> (ITA)	46.205	16	<b>35 R.De Rosa</b> (ITA)	46.205
17	<b>86 A.Badovini</b> (ITA)	53.163	17	<b>86 A.Badovini</b> (ITA)	53.163
18	<b>15 A.De Angelis</b> (RSM)	56.272	18	<b>15 A.De Angelis</b> (RSM)	56.272
19	<b>37 O.Jezek</b> (CZE)	1'01.165	19	<b>37 O.Jezek</b> (CZE)	1'01.165

**Lap 20**

1	<b>66 T.Sykes</b> (GBR)		1	<b>66 T.Sykes</b> (GBR)	
2	<b>1 J.Rea</b> (GBR)	5.361	2	<b>1 J.Rea</b> (GBR)	5.361

**Lap 21**

1	<b>66 T.Sykes</b> (GBR)		1	<b>66 T.Sykes</b> (GBR)	
2	<b>91 L.Haslam</b> (GBR)	15.942	2	<b>91 L.Haslam</b> (GBR)	15.942
3	<b>33 M.Melandri</b> (ITA)	19.313	3	<b>33 M.Melandri</b> (ITA)	19.313
4	<b>22 A.Lowes</b> (GBR)	20.955	4	<b>22 A.Lowes</b> (GBR)	20.955
5	<b>60 M.van der Mark</b> (NED)	21.696	5	<b>60 M.van der Mark</b> (NED)	21.696
6	<b>36 L.Mercado</b> (ARG)	23.185	6	<b>36 L.Mercado</b> (ARG)	23.185
7	<b>2 L.Camier</b> (GBR)	23.619	7	<b>2 L.Camier</b> (GBR)	23.619
8	<b>7 C.Davies</b> (GBR)	27.654	8	<b>7 C.Davies</b> (GBR)	27.654
9	<b>12 X.Forés</b> (ESP)	34.473	9	<b>12 X.Forés</b> (ESP)	34.473
10	<b>81 J.Torres</b> (ESP)	34.639	10	<b>81 J.Torres</b> (ESP)	34.639
11	<b>40 R.Ramos</b> (ESP)	37.203	11	<b>40 R.Ramos</b> (ESP)	37.203
12	<b>32 L.Savadori</b> (ITA)	38.042	12	<b>32 L.Savadori</b> (ITA)	38.042
13	<b>50 E.Laverty</b> (IRL)	40.854	13	<b>50 E.Laverty</b> (IRL)	40.854
14	<b>88 R.Krummenacher</b> (SU)	50.406	14	<b>88 R.Krummenacher</b> (SU)	50.406
15	<b>35 R.De Rosa</b> (ITA)	53.322	15	<b>35 R.De Rosa</b> (ITA)	53.322
16	<b>86 A.Badovini</b> (ITA)	1'00.021	16	<b>86 A.Badovini</b> (ITA)	1'00.021
17	<b>15 A.De Angelis</b> (RSM)	1'02.906	17	<b>15 A.De Angelis</b> (RSM)	1'02.906
18	<b>37 O.Jezek</b> (CZE)	1'09.694	18	<b>37 O.Jezek</b> (CZE)	1'09.694

**Lap 22**

1	<b>66 T.Sykes</b> (GBR)		1	<b>66 T.Sykes</b> (GBR)	
2	<b>91 L.Haslam</b> (GBR)	16.379	2	<b>91 L.Haslam</b> (GBR)	16.379
3	<b>33 M.Melandri</b> (ITA)	19.090	3	<b>33 M.Melandri</b> (ITA)	19.090
4	<b>22 A.Lowes</b> (GBR)	20.335	4	<b>22 A.Lowes</b> (GBR)	20.335
5	<b>60 M.van der Mark</b> (NED)	21.863	5	<b>60 M.van der Mark</b> (NED)	21.863
6	<b>2 L.Camier</b> (GBR)	23.610	6	<b>2 L.Camier</b> (GBR)	23.610
7	<b>36 L.Mercado</b> (ARG)	23.963	7	<b>36 L.Mercado</b> (ARG)	23.963
8	<b>7 C.Davies</b> (GBR)	27.843	8	<b>7 C.Davies</b> (GBR)	27.843
9	<b>81 J.Torres</b> (ESP)	35.132	9	<b>81 J.Torres</b> (ESP)	35.132
10	<b>12 X.Forés</b> (ESP)	35.582	10	<b>12 X.Forés</b> (ESP)	35.582
11	<b>40 R.Ramos</b> (ESP)	38.216	11	<b>40 R.Ramos</b> (ESP)	38.216
12	<b>32 L.Savadori</b> (ITA)	38.620	12	<b>32 L.Savadori</b> (ITA)	38.620
13	<b>50 E.Laverty</b> (IRL)	42.875	13	<b>50 E.Laverty</b> (IRL)	42.875
14	<b>88 R.Krummenacher</b> (SU)	51.365	14	<b>88 R.Krummenacher</b> (SU)	51.365
15	<b>35 R.De Rosa</b> (ITA)	56.227	15	<b>35 R.De Rosa</b> (ITA)	56.227
16	<b>86 A.Badovini</b> (ITA)	1'02.050	16	<b>86 A.Badovini</b> (ITA)	1'02.050
17	<b>15 A.De Angelis</b> (RSM)	1'04.747	17	<b>15 A.De Angelis</b> (RSM)	1'04.747
18	<b>37 O.Jezek</b> (CZE)	1'12.480	18	<b>37 O.Jezek</b> (CZE)	1'12.480

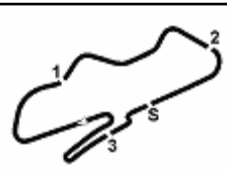
**Lap 23**

1	<b>66 T.Sykes</b> (GBR)		1	<b>66 T.Sykes</b> (GBR)	
2	<b>91 L.Haslam</b> (GBR)	16.500	2	<b>91 L.Haslam</b> (GBR)	16.500
3	<b>22 A.Lowes</b> (GBR)	19.170	3	<b>22 A.Lowes</b> (GBR)	19.170
4	<b>33 M.Melandri</b> (ITA)	19.699	4	<b>33 M.Melandri</b> (ITA)	19.699
5	<b>60 M.van der Mark</b> (NED)	21.454	5	<b>60 M.van der Mark</b> (NED)	21.454
6	<b>2 L.Camier</b> (GBR)	23.376	6	<b>2 L.Camier</b> (GBR)	23.376
7	<b>36 L.Mercado</b> (ARG)	24.979	7	<b>36 L.Mercado</b> (ARG)	24.979
8	<b>7 C.Davies</b> (GBR)	26.988	8	<b>7 C.Davies</b> (GBR)	26.988
9	<b>81 J.Torres</b> (ESP)	34.910	9	<b>81 J.Torres</b> (ESP)	34.910
10	<b>12 X.Forés</b> (ESP)	35.178	10	<b>12 X.Forés</b> (ESP)	35.178
11	<b>40 R.Ramos</b> (ESP)	38.585	11	<b>40 R.Ramos</b> (ESP)	38.585
12	<b>32 L.Savadori</b> (ITA)	39.824	12	<b>32 L.Savadori</b> (ITA)	39.824
13	<b>50 E.Laverty</b> (IRL)	44.623	13	<b>50 E.Laverty</b> (IRL)	44.623
14	<b>88 R.Krummenacher</b> (SU)	52.539	14	<b>88 R.Krummenacher</b> (SU)	52.539
15	<b>35 R.De Rosa</b> (ITA)	58.875	15	<b>35 R.De Rosa</b> (ITA)	58.875
16	<b>86 A.Badovini</b> (ITA)	1'03.994	16	<b>86 A.Badovini</b> (ITA)	1'03.994

27/05/2017

These data/results cannot be reproduced, stored and/or transmitted in whole or in part by any manner of electronic, mechanical, photocopying, recording, broadcasting or otherwise now known or herein after developed without the previous express consent by the copyright owner, except for reproduction in daily press and regular printed publications on sale to the public within 60 days of the event related to those data/results and always provided that copyright symbol appears together as follows below.

© DORNA WSBK ORGANIZATION Srl 2017



Donington Park 4.023 m

## UK Round, 26-27-28 May 2017 World Superbike - Best Sector & Speed Race 1

**RESULTS**

1	66 T. SYKES	Kawasaki ZX-10RR	Laps 23
2	91 L. HASLAM	Kawasaki ZX-10RR	16.500
3	22 A. LOWES	Yamaha YZF R1	19.170
4	33 M. MELANDRI	Ducati Panigale R	19.699
5	60 M. VAN DER MARK	Yamaha YZF R1	21.454
6	2 L. CAMIER	MV Austa 1000 F4	23.376
7	36 L. MERCADO	Aorilia RSV4 RF	24.979
8	7 C. DAVIES	Ducati Panigale R	26.988
9	81 J. TORRES	BMW S 1000 RR	34.910
10	12 X. FORÉS	Ducati Panigale R	35.178
11	40 R. RAMOS	Kawasaki ZX-10RR	38.585
12	32 L. SAVADORI	Aorilia RSV4 RF	39.824
13	50 E. LAVERTY	Aorilia RSV4 RF	44.623
14	88 R. KRUMMENACHER	Kawasaki ZX-10RR	52.539
15	35 R. DE ROSA	BMW S 1000 RR	58.875
16	86 A. BADOVINI	Kawasaki ZX-10RR	1'03.994
17	15 A. DE ANGELIS	Kawasaki ZX-10RR	1'06.816
18	37 O. JEZEK	Kawasaki ZX-10RR	1'14.800
RET	1 J. REA	Kawasaki ZX-10RR	3 Laps
RET	6 S. BRADL	Honda CBR1000RR	7 Laps
RET	84 R. RUSSO	Yamaha YZF R1	7 Laps
RET	27 J. DIXON	Kawasaki ZX-10RR	9 Laps

**SPEED**

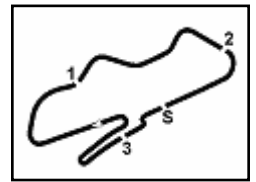
1	7 C. DAVIES	Ducati Panigale R	273.4
2	33 M. MELANDRI	Ducati Panigale R	271.4
3	66 T. SYKES	Kawasaki ZX-10RR	270.7
4	50 E. LAVERTY	Aorilia RSV4 RF	268.7
5	22 A. LOWES	Yamaha YZF R1	268.7
6	1 J. REA	Kawasaki ZX-10RR	268.0
7	6 S. BRADL	Honda CBR1000RR	268.0
8	60 M. VAN DER MARK	Yamaha YZF R1	268.0
9	81 J. TORRES	BMW S 1000 RR	268.0
10	12 X. FORÉS	Ducati Panigale R	267.3
11	36 L. MERCADO	Aorilia RSV4 RF	267.3
12	35 R. DE ROSA	BMW S 1000 RR	266.0
13	2 L. CAMIER	MV Austa 1000 F4	266.0
14	15 A. DE ANGELIS	Kawasaki ZX-10RR	264.7
15	27 J. DIXON	Kawasaki ZX-10RR	264.1
16	91 L. HASLAM	Kawasaki ZX-10RR	263.4
17	40 R. RAMOS	Kawasaki ZX-10RR	262.8
18	32 L. SAVADORI	Aorilia RSV4 RF	262.1
19	88 R. KRUMMENACHER	Kawasaki ZX-10RR	260.2
20	86 A. BADOVINI	Kawasaki ZX-10RR	259.6
21	37 O. JEZEK	Kawasaki ZX-10RR	257.8
22	84 R. RUSSO	Yamaha YZF R1	257.1

SEG. 1		SEG. 2		SEG. 3		SEG. 4		SEG. 5						
1	1 J. REA	18.652	1	1 J. REA	24.023	1	1 J. REA	11.187	1	7 C. DAVIES	10.539	1	7 C. DAVIES	22.591
2	7 C. DAVIES	18.822	2	7 C. DAVIES	24.048	2	66 T. SYKES	11.237	2	66 T. SYKES	10.563	2	66 T. SYKES	22.797
3	91 L. HASLAM	18.855	3	66 T. SYKES	24.140	3	22 A. LOWES	11.245	3	1 J. REA	10.599	3	1 J. REA	22.845
4	66 T. SYKES	18.864	4	22 A. LOWES	24.156	4	33 M. MELANDRI	11.255	4	2 L. CAMIER	10.624	4	91 L. HASLAM	23.009
5	36 L. MERCADO	18.939	5	91 L. HASLAM	24.202	5	36 L. MERCADO	11.260	5	32 L. SAVADORI	10.672	5	33 M. MELANDRI	23.052
6	60 M. VAN DER MAR	18.960	6	2 L. CAMIER	24.267	6	60 M. VAN DER MAR	11.269	6	36 L. MERCADO	10.694	6	2 L. CAMIER	23.057
7	33 M. MELANDRI	18.985	7	33 M. MELANDRI	24.314	7	91 L. HASLAM	11.280	7	22 A. LOWES	10.715	7	22 A. LOWES	23.087
8	22 A. LOWES	18.989	8	12 X. FORÉS	24.369	8	35 R. DE ROSA	11.289	8	91 L. HASLAM	10.752	8	12 X. FORÉS	23.093
9	35 R. DE ROSA	19.051	9	60 M. VAN DER MAR	24.370	9	50 E. LAVERTY	11.290	9	12 X. FORÉS	10.768	9	36 L. MERCADO	23.135
10	50 E. LAVERTY	19.061	10	36 L. MERCADO	24.373	10	81 J. TORRES	11.318	10	60 M. VAN DER MAR	10.776	10	50 E. LAVERTY	23.220
11	81 J. TORRES	19.081	11	32 L. SAVADORI	24.392	11	6 S. BRADL	11.320	11	33 M. MELANDRI	10.782	11	40 R. RAMOS	23.220
12	12 X. FORÉS	19.119	12	50 E. LAVERTY	24.394	12	7 C. DAVIES	11.326	12	81 J. TORRES	10.797	12	32 L. SAVADORI	23.237
13	2 L. CAMIER	19.122	13	35 R. DE ROSA	24.564	13	40 R. RAMOS	11.333	13	50 E. LAVERTY	10.810	13	60 M. VAN DER MAR	23.243
14	40 R. RAMOS	19.151	14	81 J. TORRES	24.567	14	12 X. FORÉS	11.351	14	40 R. RAMOS	10.858	14	81 J. TORRES	23.262
15	88 R. KRUMMENAC	19.176	15	6 S. BRADL	24.598	15	32 L. SAVADORI	11.363	15	6 S. BRADL	10.891	15	88 R. KRUMMENAC	23.347
16	15 A. DE ANGELIS	19.211	16	40 R. RAMOS	24.647	16	15 A. DE ANGELIS	11.370	16	88 R. KRUMMENAC	10.903	16	35 R. DE ROSA	23.371
17	27 J. DIXON	19.269	17	88 R. KRUMMENAC	24.648	17	2 L. CAMIER	11.370	17	35 R. DE ROSA	10.920	17	84 R. RUSSO	23.429
18	32 L. SAVADORI	19.273	18	15 A. DE ANGELIS	24.652	18	84 R. RUSSO	11.376	18	86 A. BADOVINI	10.922	18	6 S. BRADL	23.436
19	86 A. BADOVINI	19.276	19	84 R. RUSSO	24.791	19	27 J. DIXON	11.395	19	37 O. JEZEK	10.926	19	86 A. BADOVINI	23.536
20	6 S. BRADL	19.278	20	27 J. DIXON	24.803	20	88 R. KRUMMENAC	11.400	20	15 A. DE ANGELIS	11.038	20	27 J. DIXON	23.542
21	84 R. RUSSO	19.308	21	86 A. BADOVINI	24.866	21	86 A. BADOVINI	11.421	21	84 R. RUSSO	11.045	21	15 A. DE ANGELIS	23.596
22	37 O. JEZEK	19.323	22	37 O. JEZEK	25.022	22	37 O. JEZEK	11.499	22	27 J. DIXON	11.083	22	37 O. JEZEK	23.631

27/05/2017

These data/results cannot be reproduced, stored and/or transmitted in whole or in part by any manner of electronic, mechanical, photocopying, recording, broadcasting or otherwise now known or herein after developed without the previous express consent by the copyright owner, except for reproduction in daily press and regular printed publications on sale to the public within 60 days of the event related to those data/results and always provided that copyright symbol appears together as follows below.

© DORNA WSBK ORGANIZATION Srl 2017



Donington Park 4.023 m

## UK Round, 26-27-28 May 2017

### World Superbike - Chronological Analysis Race 1

Start at 15:00'14.361

1 / 4

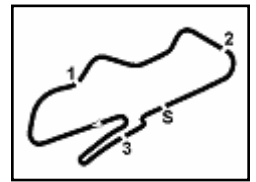
66 T. SYKES (1'27.886)									
Lap	Seg. 1	Seg. 2	Seg. 3	Seg. 4	Seg. 5	Lap Time	km/h	Local Time	
1	21.951	24.545	<b>11.237</b>	10.755	22.881	1'31.369	<b>269.3</b>	15:01'45.730	
2	19.056	25.217	11.329	10.693	23.022	1'29.317	<b>270.0</b>	15:03'15.047	
3	18.950	24.253	11.239	10.834	23.019	1'28.295	<b>270.7</b>	15:04'43.342	
4	18.967	24.331	11.241	10.723	23.005	1'28.267	<b>268.0</b>	15:06'11.609	
5	18.994	24.220	11.278	<b>10.563</b>	22.913	1'27.968	<b>268.0</b>	15:07'39.577	
6	18.935	24.297	11.320	10.628	22.838	1'28.018	<b>268.0</b>	15:09'07.595	
7	18.873	<b>24.140</b>	11.394	10.648	22.831	1'27.886	<b>269.3</b>	15:10'35.481	
8	<b>18.864</b>	24.243	11.327	10.644	22.902	1'27.980	<b>266.7</b>	15:12'03.461	
9	18.870	24.212	11.361	10.675	22.860	1'27.978	<b>268.0</b>	15:13'31.439	
10	18.870	24.382	11.270	10.588	<b>22.797</b>	1'27.907	<b>268.0</b>	15:14'59.346	
11	19.006	24.175	11.314	10.586	22.876	1'27.957	<b>269.3</b>	15:16'27.303	
12	18.868	24.328	11.326	10.644	23.125	1'28.291	<b>266.0</b>	15:17'55.594	
13	19.129	24.337	11.291	10.744	23.059	1'27.980	<b>268.0</b>	15:19'24.154	
14	18.969	24.308	11.366	10.669	23.390	1'28.702	<b>270.0</b>	15:20'52.856	
15	19.092	24.338	11.304	10.810	23.035	1'28.579	<b>269.3</b>	15:22'21.435	
16	18.985	24.365	11.347	10.691	23.188	1'28.576	<b>269.3</b>	15:23'50.011	
17	18.998	24.377	11.342	10.679	22.993	1'28.389	<b>268.0</b>	15:25'18.400	
18	19.000	24.362	11.301	10.712	22.966	1'28.341	<b>268.0</b>	15:26'46.741	
19	18.967	24.363	11.367	10.693	22.917	1'28.307	<b>265.4</b>	15:28'15.048	
20	18.879	24.197	11.384	10.599	22.880	1'27.939	<b>266.7</b>	15:29'42.987	
21	18.957	24.409	11.415	10.649	22.906	1'28.336	<b>265.4</b>	15:31'11.323	
22	19.285	24.678	11.540	10.740	23.221	1'29.464	<b>263.4</b>	15:32'40.787	
23	19.212	24.756	11.500	10.922	23.641	1'30.031	<b>264.1</b>	15:34'10.818	

33 M. MELANDRI (1'28.915)									
Lap	Seg. 1	Seg. 2	Seg. 3	Seg. 4	Seg. 5	Lap Time	km/h	Local Time	
1	22.280	24.701	<b>11.255</b>	11.017	23.116	1'32.369	<b>266.0</b>	15:01'46.730	
2	19.021	25.684	11.416	10.924	23.257	1'30.302	<b>271.4</b>	15:03'17.032	
3	<b>18.985</b>	24.575	11.281	10.960	23.114	1'28.915	<b>270.7</b>	15:04'45.947	
4	19.039	24.410	11.321	10.874	23.398	1'29.042	<b>269.3</b>	15:06'14.989	
5	19.255	24.494	11.432	11.021	23.185	1'29.387	<b>268.0</b>	15:07'44.376	
6	19.203	24.551	11.420	10.812	23.094	1'29.080	<b>271.4</b>	15:09'13.456	
7	19.112	24.414	11.378	10.871	23.235	1'29.010	<b>270.0</b>	15:10'42.466	
8	19.068	<b>24.314</b>	11.325	10.878	23.367	1'28.952	<b>269.3</b>	15:12'11.418	
9	19.134	24.637	11.391	10.888	23.156	1'29.206	<b>266.7</b>	15:13'40.624	
10	19.144	24.459	11.385	10.840	23.286	1'29.114	<b>268.7</b>	15:15'09.738	
11	19.094	24.605	11.453	10.903	23.155	1'29.210	<b>267.3</b>	15:16'38.948	
12	19.118	24.526	11.495	<b>10.782</b>	23.177	1'29.098	<b>267.3</b>	15:18'08.046	
13	19.141	24.404	11.453	10.949	23.128	1'29.075	<b>270.0</b>	15:19'37.121	
14	19.115	24.451	11.497	10.909	23.170	1'29.135	<b>267.3</b>	15:21'06.256	
15	19.186	24.396	11.454	11.021	23.273	1'29.518	<b>268.7</b>	15:22'35.774	
16	19.233	24.640	11.493	10.988	23.185	1'29.539	<b>269.3</b>	15:24'05.313	
17	19.086	24.426	11.380	10.847	23.210	1'28.949	<b>270.0</b>	15:25'34.262	
18	19.162	24.444	11.509	10.863	23.135	1'29.113	<b>268.0</b>	15:27'03.375	
19	19.084	24.403	11.467	10.960	23.115	1'29.029	<b>268.7</b>	15:28'32.404	
20	19.311	24.410	11.500	10.881	23.197	1'29.299	<b>268.0</b>	15:30'01.703	
21	19.227	24.406	11.457	10.791	<b>23.052</b>	1'28.933	<b>268.7</b>	15:31'30.636	
22	19.120	24.438	11.458	10.962	23.263	1'29.241	<b>269.3</b>	15:32'59.877	
23	19.274	24.362	11.525	10.907	24.572	1'30.640	<b>268.0</b>	15:34'30.517	

91 L. HASLAM (1'28.378)									
Lap	Seg. 1	Seg. 2	Seg. 3	Seg. 4	Seg. 5	Lap Time	km/h	Local Time	
1	22.347	24.437	11.299	10.901	23.183	1'32.167	<b>262.1</b>	15:01'46.528	
2	<b>18.855</b>	24.308	11.291	10.915	<b>23.009</b>	1'28.378	<b>263.4</b>	15:03'14.906	
3	18.894	24.270	11.379	10.815	23.417	1'28.775	<b>262.1</b>	15:04'43.681	
4	19.009	<b>24.202</b>	<b>11.280</b>	10.785	23.113	1'28.389	<b>263.4</b>	15:06'12.070	
5	18.966	24.215	11.341	11.034	23.160	1'28.716	<b>261.5</b>	15:07'40.786	
6	19.139	24.609	11.491	10.849	23.165	1'29.253	<b>260.2</b>	15:09'10.039	
7	19.135	24.240	11.521	10.843	23.346	1'29.085	<b>260.9</b>	15:10'39.124	
8	19.271	24.473	11.488	10.833	23.245	1'29.310	<b>260.9</b>	15:12'08.434	
9	19.136	24.364	11.466	10.794	23.088	1'28.848	<b>259.6</b>	15:13'37.282	
10	19.089	24.442	11.433	10.818	23.279	1'29.061	<b>260.9</b>	15:15'06.343	
11	19.084	24.256	11.509	10.776	23.235	1'28.860	<b>259.6</b>	15:16'35.203	
12	19.137	24.307	11.433	10.827	23.090	1'28.794	<b>260.2</b>	15:18'03.997	
13	19.109	24.359	11.504	<b>10.752</b>	23.167	1'28.891	<b>260.2</b>	15:19'32.888	
14	19.158	24.342	11.542	10.770	23.152	1'28.964	<b>259.0</b>	15:21'01.852	
15	19.288	24.400	11.488	10.800	23.270	1'29.246	<b>257.8</b>	15:22'31.098	
16	19.116	24.489	11.472	10.771	23.190	1'29.038	<b>260.2</b>	15:24'00.136	
17	19.311	24.485	11.503	10.892	23.317	1'29.508	<b>260.2</b>	15:25'29.644	
18	19.300	24.500	11.548	10.887	23.257	1'29.492	<b>257.1</b>	15:26'59.136	
19	19.192	24.444	11.491	10.829	23.357	1'29.313	<b>259.6</b>	15:28'28.449	
20	19.135	24.343	11.519	10.814	23.343	1'29.154	<b>256.5</b>	15:29'57.603	
21	19.275	24.602	11.530	10.841	23.414	1'29.662	<b>257.8</b>	15:31'27.265	
22	19.427	24.572	11.470	10.885	23.547	1'29.901	<b>259.0</b>	15:32'57.186	
23	19.223	24.493	11.506	11.002	23.928	1'30.152	<b>258.4</b>	15:34'27.318	

60 M. VAN DER MARK (1'28.969)									
Lap	Seg. 1	Seg. 2	Seg. 3	Seg. 4	Seg. 5	Lap Time	km/h	Local Time	
1	23.275	25.023	<b>11.269</b>	11.091	23.609	1'34.267	<b>260.9</b>	15:01'48.620	
2	19.181	24.375	11.281	10.899	23.456	1'29.192	<b>266.7</b>	15:03'17.828	
3	19.047	24.467	11.327	10.902	<b>23.243</b>	1'28.986	<b>266.0</b>	15:04'46.806	
4	18.990	24.622	11.330	10.926	23.374	1'29.242	<b>264.1</b>	15:06'16.048	
5	<b>18.960</b>	<b>24.370</b>	11.352	11.007	23.280	1'28.969	<b>266.7</b>	15:07'45.174	
6	19.146	24.626	11.305	10.875	23.391	1'29.343	<b>268.0</b>	15:09'14.360	
7	19.886	24.497	11.318	10.865	23.473	1'29.139	<b>266.7</b>	15:10'43.499	
8	19.021	24.477	11.324	10.868	23.349	1'29.039	<b>265.4</b>	15:12'12.538	
9	19.107	24.546	11.377	10.929	23.272	1'29.231	<b>264.7</b>	15:13'41.769	
10	19.100	24.580	11.350	10.803	23.492	1'29.325	<b>262.8</b>	15:15'11.094	
11	18.990	24.570	11.397	10.843	23.433	1'29.233	<b>264.7</b>	15:16'40.327	
12	19.066	24.550	11.393	10.846	23.261	1'29.116	<b>265.4</b>	15:18'09.443	
13	19.073	24.509	11.385	10.781	23.265	1'29.013	<b>264.7</b>	15:19'38.456	
14	19.086	24.452	11.360	10.932	23.532	1'29.362	<b>262.8</b>	15:21'07.818	
15	19.137	24.474	11.348	10.842	23.304	1'29.105	<b>264.1</b>	15:22'36.923	
16	19.075	24.504	11.368	10.902	23.353	1'29.202	<b>263.4</b>	15:24'06.125	
17	19.152	24.506	11.387	10.803	23.389	1'29.237	<b>267.3</b>	15:25'35.362	
18	19.153	24.594	11.440	10.923	23.282	1'29.392	<b>264.7</b>	15:27'04.754	
19	19.011	24.642	11.433	10.879	23.463	1'29.428	<b>262.8</b>	15:28'34.182	
20	19.056	24.479	11.454	11.130	23.510	1'29.629	<b>261.5</b>	15:30'03.811	
21	19.106	24.572	11.391	<b>10.776</b>	23.363	1'29.208	<b>267.3</b>	15:31'33.019	
22	19.118	24.805	11.437	10.877	23.394	1'29.631	<b>266.7</b>	15:33'02.650	
23	19.236	24.608	11.427	10.903	23.448	1'29.622	<b>263.4</b>	15:34'32.272	

22 A. LOWES (1'28.513)									
Lap	Seg. 1	Seg. 2	Seg. 3	Seg. 4	Seg. 5	Lap Time	km/h	Local Time	
1	25.018	25.616	11.341	11.225	23.933	1'37.133	<b>263.4</b>	15:01'51.494	
2	19.257	24.978	11.369	11.133	23.325	1'30.062	<b>266.0</b>	15:03'21.556	
3	19.099	24.311	11.379	10.959	23.849	1'29.597	<b>265.4</b>	15:04'51.153	
4	19.216	24.497	<b>11.245</b>	11.037	23.207	1'2			



## UK Round, 26-27-28 May 2017

### World Superbike - Chronological Analysis Race 1

Start at 15:00'14.361

2 / 4

36 L. MERCADO (1'28.822)									
Lap	Seg. 1	Seg. 2	Seg. 3	Seg. 4	Seg. 5	Lap Time	km/h	Local Time	
1	22.752	24.547	11.282	10.824	23.609	1'33.014	267.3	15:01'47.375	
2	19.048	24.685	11.260	10.694	23.135	1'28.822	264.1	15:03'16.197	
3	19.032	24.583	11.345	10.795	23.349	1'29.104	266.0	15:04'45.301	
4	19.128	24.491	11.510	10.809	23.302	1'29.290	262.8	15:06'14.591	
5	19.099	24.442	11.460	10.798	23.327	1'29.126	262.1	15:07'43.717	
6	18.987	24.611	11.466	10.816	23.208	1'28.088	259.6	15:09'12.805	
7	18.939	24.373	11.408	10.797	23.333	1'28.850	263.4	15:10'41.655	
8	19.204	24.598	11.485	10.739	23.353	1'29.379	260.9	15:12'11.034	
9	19.218	24.717	11.464	10.703	23.259	1'29.361	262.8	15:13'40.395	
10	19.102	24.513	11.468	10.754	23.296	1'29.133	258.4	15:15'09.528	
11	19.497	24.665	11.487	10.875	23.316	1'29.840	262.8	15:16'39.368	
12	19.228	24.435	11.585	10.762	23.196	1'29.206	259.0	15:18'08.574	
13	19.208	24.418	11.509	10.716	23.515	1'29.366	262.8	15:19'37.940	
14	19.324	24.491	11.572	10.781	23.622	1'29.790	259.6	15:21'07.330	
15	19.465	24.426	11.478	10.753	23.477	1'29.599	260.2	15:22'37.329	
16	19.161	24.560	11.470	10.753	23.375	1'29.319	264.1	15:24'06.648	
17	19.311	24.588	11.458	10.738	23.372	1'29.467	263.4	15:25'36.115	
18	19.222	24.856	11.498	10.808	23.514	1'29.898	264.7	15:27'06.013	
19	19.155	24.600	11.509	10.723	23.427	1'29.414	262.1	15:28'35.427	
20	19.101	24.580	11.499	10.767	23.341	1'29.288	264.1	15:30'04.715	
21	19.272	24.755	11.568	10.776	23.422	1'29.793	262.8	15:31'34.508	
22	19.337	24.609	11.566	10.869	23.871	1'30.242	264.1	15:33'04.750	
23	19.429	24.564	11.484	12.185	23.385	1'31.047	264.1	15:34'35.797	

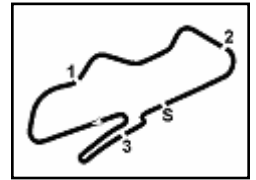
12 X. FORÉS (1'29.207)									
Lap	Seg. 1	Seg. 2	Seg. 3	Seg. 4	Seg. 5	Lap Time	km/h	Local Time	
1	22.939	25.004	11.456	11.148	23.660	1'34.207	264.7	15:01'48.568	
2	19.119	24.677	11.392	10.783	23.453	1'29.424	267.3	15:03'19.992	
3	19.329	24.512	11.351	10.903	23.888	1'29.983	266.7	15:04'47.975	
4	19.366	24.528	11.416	10.917	23.194	1'29.421	262.8	15:06'17.396	
5	19.194	24.457	11.429	10.898	23.229	1'29.207	263.4	15:07'46.603	
6	19.229	24.500	11.501	10.768	23.304	1'29.302	263.4	15:09'15.905	
7	19.251	24.369	11.796	10.771	23.258	1'29.445	263.4	15:10'45.350	
8	19.352	24.741	11.495	10.945	23.260	1'29.793	263.4	15:12'15.143	
9	19.307	24.621	11.595	10.904	23.144	1'29.571	261.5	15:13'44.714	
10	19.206	24.562	11.486	10.870	23.292	1'29.416	263.4	15:15'14.130	
11	19.287	24.665	11.595	10.915	23.607	1'30.069	262.1	15:16'44.199	
12	19.459	24.629	11.577	11.040	23.311	1'30.016	264.1	15:18'14.215	
13	19.321	24.688	11.633	10.924	23.353	1'29.919	261.5	15:19'44.134	
14	19.484	24.770	11.658	10.961	23.227	1'30.100	262.8	15:21'14.232	
15	19.463	24.690	11.661	10.901	23.153	1'29.868	261.5	15:22'44.104	
16	19.403	24.640	11.678	10.914	23.220	1'29.855	259.0	15:24'13.957	
17	19.451	24.709	11.640	10.895	23.315	1'30.010	261.5	15:25'43.967	
18	19.396	24.873	11.654	10.969	23.203	1'30.095	262.8	15:27'14.062	
19	19.366	25.052	11.795	11.105	23.552	1'30.870	260.2	15:28'44.932	
20	19.542	24.977	11.663	10.883	23.305	1'30.370	261.5	15:30'15.302	
21	19.519	25.048	11.678	10.971	23.278	1'30.494	262.1	15:31'45.796	
22	19.501	25.035	11.674	10.931	23.432	1'30.573	263.4	15:33'16.369	
23	19.320	24.586	11.677	10.951	23.093	1'29.627	261.5	15:34'45.996	

7 C. DAVIES (1'27.732)									
Lap	Seg. 1	Seg. 2	Seg. 3	Seg. 4	Seg. 5	Lap Time	km/h	Local Time	
1	21.867	24.261	11.371	10.721	22.920	1'31.140	264.7	15:01'45.501	
2	18.898	24.510	11.411	10.548	22.727	1'28.094	266.0	15:03'13.595	
3	18.958	24.130	11.451	10.648	22.591	1'27.778	265.4	15:04'41.373	
4	18.888	24.163	11.479	10.569	22.633	1'27.732	266.0	15:06'09.105	
5	18.983	24.179	11.501	10.635	22.627	1'27.925	265.4	15:07'37.030	
6	18.822	24.232	11.457	10.711	22.704	1'27.926	265.4	15:09'04.956	
7	18.864	24.048	11.511	10.539	24.908	1'45.870	266.0	15:10'50.826	
8	21.350	24.988	11.429	10.802	23.381	1'31.950	268.0	15:12'22.776	
9	18.953	24.880	11.428	10.907	22.826	1'28.994	271.4	15:13'51.770	
10	18.864	24.397	11.500	10.680	22.735	1'28.176	266.7	15:15'19.946	
11	19.013	24.417	11.453	10.748	23.063	1'28.694	268.0	15:16'48.640	
12	18.971	24.694	11.421	10.792	22.819	1'28.697	273.4	15:18'17.337	
13	18.889	24.959	11.326	10.702	22.860	1'28.736	272.0	15:19'46.073	
14	19.116	24.699	11.533	11.519	23.160	1'30.227	272.0	15:21'16.100	
15	19.390	24.447	11.467	10.609	22.905	1'28.818	268.7	15:22'44.918	
16	19.065	24.576	11.417	10.947	23.491	1'29.496	269.3	15:24'14.414	
17	19.203	24.654	11.516	10.881	22.824	1'29.078	264.1	15:25'43.492	
18	18.989	24.461	11.508	10.696	22.816	1'28.470	266.0	15:27'11.962	
19	19.107	24.452	11.560	10.725	22.810	1'28.654	262.1	15:28'40.616	
20	19.162	24.419	11.612	10.666	22.830	1'28.689	263.4	15:30'09.305	
21	19.280	25.090	11.637	10.714	22.951	1'29.672	265.4	15:31'38.977	
22	19.372	24.851	11.655	10.819	22.956	1'29.653	265.4	15:33'08.630	
23	19.215	24.695	11.578	10.841	22.847	1'29.176	266.0	15:34'37.806	

40 R. RAMOS (1'29.396)									
Lap	Seg. 1	Seg. 2	Seg. 3	Seg. 4	Seg. 5	Lap Time	km/h	Local Time	
1	24.302	25.151	11.417	11.168	23.590	1'35.628	260.9	15:01'49.989	
2	19.188	24.785	11.333	11.016	23.298	1'29.620	262.8	15:03'19.609	
3	19.193	24.732	11.465	10.882	23.220	1'29.492	259.6	15:04'49.101	
4	19.151	24.692	11.406	10.880	23.267	1'29.396	259.0	15:06'18.497	
5	19.195	24.647	11.360	11.039	23.330	1'29.471	261.5	15:07'46.968	
6	19.162	24.762	11.448	10.893	23.341	1'29.606	259.0	15:09'17.574	
7	19.245	24.875	11.421	11.037	23.628	1'30.206	262.1	15:10'47.380	
8	19.281	24.684	11.567	10.865	23.373	1'29.770	260.9	15:12'17.550	
9	19.295	24.797	11.455	10.904	23.250	1'29.701	257.1	15:13'47.251	
10	19.237	24.698	11.508	10.944	23.230	1'29.617	257.1	15:15'16.868	
11	19.346	24.762	11.502	10.858	23.239	1'29.707	257.1	15:16'46.575	
12	19.333	24.689	11.595	10.960	23.514	1'30.091	256.5	15:18'16.666	
13	19.285	25.058	11.481	10.962	23.299	1'30.085	256.5	15:19'46.751	
14	19.247	24.871	11.552	10.990	23.427	1'30.087	257.1	15:21'16.838	
15	19.376	24.857	11.434	10.933	23.466	1'30.066	261.5	15:22'46.904	
16	19.317	24.991	11.553	10.912	23.455	1'30.228	254.1	15:24'17.132	
17	19.383	24.779	11.584	10.907	23.572	1'30.225	254.7	15:25'47.357	
18	19.480	24.811	11.616	10.941	23.410	1'30.258	255.3	15:27'17.615	
19	19.286	24.907	11.609	10.895	23.484	1'30.181	255.9	15:28'47.796	
20	19.374	24.972	11.616	10.900	23.429	1'30.291	255.9	15:30'18.087	
21	19.344	25.011	11.616	10.929	23.539	1'30.439	255.3	15:31'48.526	
22	19.445	24.873	11.675	11.113	23.371	1'30.477	254.7	15:33'19.003	
23	19.438	24.943	11.680	10.947	23.392	1'30.400	255.3	15:34'49.403	

81 J. TORRES (1'29.418)									
Lap	Seg. 1	Seg. 2	Seg. 3	Seg. 4	Seg. 5	Lap Time	km/h	Local Time	
1	23.718	25.190	11.436	11.043	23.706	1'35.093	264.7	15:01'49.454	
2	19.303	24.644	11.365	10.854	23.464	1'29.630	264.7	15:03'19.084	
3	19.214	24.622	11.384	10.812	23.476	1'29.508	263.4	15:04'48.592	
4	19.106	24.679	11.318	10.883	23.448	1'29.434	264.1	15:06'18.026	
5	19.338	24.567	11.322	10.841	23.350	1'29.418	264.1	15:07'47.444	
6	19.269	24.820	11.352	10.823	23.647	1'29.911	264.1	15:09'17.355	
7	19.283	24.664	11.462	10.889	23.336	1'29.634	259.0	15:10'46.989	
8	19.182	24.742	11.458	10.797	23.262	1'29.441	257.8	15:12'16.430	
9	19.219	25.036</							





Donington Park 4.023 m

## UK Round, 26-27-28 May 2017

### World Superbike - Chronological Analysis Race 1

Start at 15:00'14.361

3 / 4

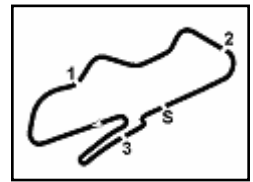
50 E. LAVERTY (1'28.864)								
Lap	Seg. 1	Seg. 2	Seg. 3	Seg. 4	Seg. 5	Lap Time	km/h	Local Time
1	23.285	24.833	11.311	10.887	23.284	1'33.600	266.7	15:01'47.961
2	19.061	24.409	11.364	10.810	23.220	1'28.864	267.3	15:03'16.825
3	19.063	24.472	11.290	10.826	23.260	1'28.911	268.0	15:04'45.736
4	19.074	24.394	11.386	10.873	23.413	1'29.140	265.4	15:06'14.876
5	19.514	24.599	11.352	10.993	23.380	1'29.838	267.3	15:07'44.714
6	19.316	24.599	11.361	10.811	23.766	1'29.853	268.7	15:09'14.567
7	19.205	24.607	11.399	10.886	23.460	1'29.557	265.4	15:10'44.124
8	19.230	24.989	11.414	11.050	23.383	1'30.066	266.0	15:12'14.190
9	19.403	24.706	11.444	11.022	23.299	1'29.874	264.7	15:13'44.064
10	19.270	24.642	11.499	11.023	23.699	1'30.133	263.4	15:15'14.197
11	19.721	24.772	11.424	10.944	23.614	1'30.475	267.3	15:16'44.672
12	19.318	24.879	11.473	11.203	23.802	1'30.675	266.7	15:18'15.347
13	19.345	24.924	11.470	11.024	23.472	1'30.235	266.0	15:19'45.582
14	19.414	24.779	11.585	11.595	23.734	1'31.107	266.0	15:21'16.689
15	19.384	24.846	11.496	11.186	23.580	1'30.492	265.4	15:22'47.181
16	19.428	24.882	11.551	11.036	23.478	1'30.375	264.1	15:24'17.556
17	19.434	24.827	11.521	10.971	23.617	1'30.370	266.7	15:25'47.926
18	19.571	24.921	11.577	10.996	23.856	1'30.921	266.7	15:27'18.847
19	19.607	24.958	11.609	10.953	23.750	1'30.874	267.3	15:28'49.724
20	19.569	25.170	11.616	10.939	23.647	1'30.941	264.1	15:30'20.665
21	19.783	25.301	11.641	11.122	23.665	1'31.512	265.4	15:31'52.177
22	19.623	25.275	11.628	11.147	23.812	1'31.485	263.4	15:33'23.662
23	19.778	25.334	11.630	11.090	23.947	1'31.779	262.8	15:34'55.441

86 A. BADOVINI (1'30.479)								
Lap	Seg. 1	Seg. 2	Seg. 3	Seg. 4	Seg. 5	Lap Time	km/h	Local Time
1	24.798	25.525	11.421	11.372	23.781	1'36.897	257.1	15:01'51.258
2	19.276	25.035	11.474	11.329	23.758	1'30.872	258.4	15:03'22.130
3	19.407	24.866	11.584	11.161	23.713	1'30.731	259.0	15:04'52.861
4	19.285	24.866	11.623	11.035	23.670	1'30.479	257.8	15:06'23.340
5	19.560	24.943	11.601	11.022	23.598	1'30.624	259.0	15:07'53.964
6	19.522	24.949	11.605	11.160	23.700	1'30.936	259.6	15:09'24.900
7	19.512	24.920	11.646	11.113	23.759	1'30.950	259.0	15:10'55.850
8	19.701	24.945	11.691	11.360	23.719	1'31.416	253.5	15:12'27.266
9	19.458	25.089	11.662	11.095	23.628	1'30.932	257.8	15:13'58.198
10	19.423	25.045	11.613	11.089	23.849	1'31.019	259.0	15:15'29.217
11	19.681	24.980	11.680	11.027	23.634	1'31.002	257.1	15:17'00.219
12	19.469	25.138	11.694	11.014	23.563	1'30.878	256.5	15:18'31.097
13	19.505	25.027	11.657	11.119	23.704	1'31.012	255.3	15:20'02.109
14	19.537	25.056	11.721	11.105	23.585	1'31.004	255.9	15:21'33.113
15	19.423	24.966	11.766	11.059	23.575	1'30.789	259.0	15:23'03.902
16	19.327	24.903	11.689	11.232	23.820	1'30.971	251.7	15:24'34.873
17	19.420	25.330	11.702	11.214	23.761	1'31.427	255.9	15:26'06.300
18	19.394	25.004	11.694	11.098	23.536	1'30.726	257.1	15:27'37.026
19	19.659	25.093	11.762	11.037	23.634	1'31.185	255.3	15:29'08.211
20	19.620	25.046	11.730	11.147	23.992	1'31.235	255.9	15:30'39.446
21	19.867	25.424	11.756	11.144	23.707	1'31.898	256.5	15:32'11.344
22	19.606	25.269	11.766	11.198	23.654	1'31.493	255.3	15:33'42.837
23	19.765	25.342	11.785	11.148	23.935	1'31.975	255.9	15:35'14.812

88 R. KRUMMENACHER (1'29.979)								
Lap	Seg. 1	Seg. 2	Seg. 3	Seg. 4	Seg. 5	Lap Time	km/h	Local Time
1	24.216	25.539	11.494	11.068	23.890	1'36.207	256.5	15:01'50.568
2	19.222	24.787	11.429	10.921	23.620	1'29.979	258.4	15:03'20.547
3	19.276	24.773	11.441	11.187	23.730	1'30.407	260.2	15:04'50.954
4	19.200	25.067	11.400	11.095	23.718	1'30.480	259.6	15:06'21.434
5	19.176	24.792	11.421	11.072	23.686	1'30.147	258.4	15:07'51.581
6	19.263	24.648	11.451	10.979	23.810	1'30.151	259.0	15:09'21.732
7	19.179	24.960	11.468	11.451	23.587	1'30.645	259.6	15:10'52.377
8	19.311	24.961	11.522	10.903	23.546	1'30.243	257.1	15:12'22.620
9	19.272	25.039	11.546	11.053	23.645	1'30.555	257.1	15:13'53.175
10	19.195	24.883	11.510	11.091	23.659	1'30.338	259.6	15:15'23.513
11	19.260	24.975	11.410	11.050	23.701	1'30.396	257.8	15:16'53.909
12	19.252	25.122	11.479	11.189	23.734	1'30.776	260.2	15:18'24.685
13	19.531	25.667	11.472	11.227	23.666	1'31.563	251.7	15:19'56.248
14	19.584	25.279	11.731	11.079	23.561	1'31.234	252.9	15:21'27.482
15	19.364	24.993	11.729	11.088	23.907	1'31.081	251.2	15:22'58.563
16	19.663	24.891	11.577	10.984	23.688	1'30.803	252.3	15:24'29.366
17	19.458	24.797	11.592	11.053	23.395	1'30.295	251.7	15:25'59.661
18	19.319	24.827	11.644	11.012	23.601	1'30.403	252.9	15:27'30.064
19	19.317	24.854	11.804	10.983	23.347	1'30.305	252.9	15:29'00.369
20	19.337	24.840	11.699	11.029	23.554	1'30.459	252.9	15:30'30.828
21	19.555	25.078	11.670	10.996	23.602	1'30.901	251.2	15:32'01.729
22	19.235	24.938	11.644	10.993	23.613	1'30.423	249.4	15:33'32.152
23	19.607	24.983	11.735	11.101	23.779	1'31.205	244.3	15:35'03.357

15 A. DE ANGELIS (1'30.121)								
Lap	Seg. 1	Seg. 2	Seg. 3	Seg. 4	Seg. 5	Lap Time	km/h	Local Time
1	23.912	25.128	11.476	11.294	23.608	1'35.418	259.6	15:01'49.779
2	19.211	24.652	11.370	11.142	23.746	1'30.121	264.7	15:03'19.900
3	19.343	24.890	11.388	11.096	23.733	1'30.450	262.8	15:04'50.350
4	19.360	24.781	11.476	11.540	23.596	1'30.753	259.0	15:06'21.103
5	19.349	24.685	11.503	11.164	24.146	1'30.847	260.2	15:07'51.950
6	19.435	24.937	11.542	11.239	23.742	1'30.895	259.6	15:09'22.845
7	19.367	24.978	11.505	11.412	23.780	1'31.042	259.6	15:10'53.887
8	19.574	24.930	11.569	11.238	23.824	1'31.135	259.6	15:12'25.022
9	19.748	25.493	11.653	11.344	24.014	1'32.252	255.9	15:13'57.274
10	19.618	25.053	11.702	11.465	24.530	1'32.368	255.3	15:15'29.642
11	20.275	25.380	11.655	11.295	24.173	1'32.778	254.1	15:17'02.420
12	19.481	25.134	11.578	11.276	23.799	1'31.268	255.9	15:18'33.688
13	19.395	25.359	11.592	11.229	23.747	1'31.322	255.9	15:20'05.010
14	19.616	24.950	11.536	11.136	23.796	1'31.034	257.1	15:21'36.044
15	19.472	24.844	11.568	11.101	23.780	1'30.765	256.5	15:23'06.809
16	19.378	24.890	11.557	11.200	23.861	1'30.886	255.3	15:24'37.695
17	19.462	25.167	11.614	11.038	23.830	1'31.111	254.7	15:26'08.806
18	19.468	24.921	11.576	11.231	23.892	1'31.088	257.8	15:27'39.894
19	19.515	24.980	11.689	11.348	23.894	1'31.426	255.9	15:29'11.320
20	19.586	25.151	11.654	11.242	23.865	1'31.498	255.3	15:30'42.810
21	19.754	25.024	11.636	11.129	23.868	1'31.411	253.5	15:32'14.229
22	19.545	24.964	11.631	11.189	23.976	1'31.305	256.5	15:33'45.534
23	19.731	25.323	11.771	11.301	23.974	1'32.100	255.3	15:35'17.634

35 R. DE ROSA (1'29.540)								
Lap	Seg. 1	Seg. 2	Seg. 3	Seg. 4	Seg. 5	Lap Time	km/h	Local Time
1	24.086	25.253	11.289	11.324	24.003	1'35.955	261.5	15:01'50.316
2	19.051	24.829	11.428	10.927	23.762	1'29.997	265.4	15:03'20.313
3	19.162	24.868	11.443	10.938	23.371	1'29.782	266.0	15:04'50.095
4	19.127	24.610	11.492	10.920	23.391	1'29.540	265.4	15:06'19.635
5	19.218	24.564	11.500	11.070	23.611	1'30.963	261.5	15:07'50.598
6	19.513	24.891	11.577	11.044	23.873	1'30.898	259.6	15:09'21.496
7	19.111	25.023	11.495	11.062	23.585	1'30.276	264.1	15:10'51.772
8	19.462	25.046	11.490	10.995	23.535	1'30.528	266.0	15:12'22.300
9	19.208	25.292	11.445	11.067	23.537	1'30.549	265.4	15:13'52.849
10	19.284	24.849	11.492	11.012	23.647	1'30.284	262.8	15:15'23.133
11	19.350	24.991	11.572	10.969	23.652	1'30.534	259.0	15:16'53.667
12	19.340	25.088	11.558	11.159	23.607	1'30.752	262.8	15:18



Donington Park 4.023 m

4 / 4

## UK Round, 26-27-28 May 2017

### World Superbike - Chronological Analysis Race 1

Start at 15:00'14.361

**1 J. REA (1'27.655)**

Lap	Seg. 1	Seg. 2	Seg. 3	Seg. 4	Seg. 5	Lap Time	km/h	Local Time
1	22.085	24.546	<b>11.187</b>	10.841	23.042	1'31.701	<b>268.0</b>	15:01'46.062
2	<b>18.652</b>	24.530	11.362	10.707	22.954	1'28.205	<b>266.0</b>	15:03'14.267
3	18.838	<b>24.023</b>	11.256	10.699	23.002	1'27.818	<b>266.0</b>	15:04'42.085
4	18.832	24.195	11.295	10.676	22.891	1'27.889	<b>265.4</b>	15:06'09.974
5	18.861	24.165	11.277	10.692	22.885	1'27.880	<b>265.4</b>	15:07'37.854
6	18.826	24.253	11.282	10.640	22.929	1'27.930	<b>266.0</b>	15:09'05.784
7	18.777	24.074	11.352	10.607	<b>22.845</b>	<b>1'27.655</b>	<b>266.7</b>	15:10'33.439
8	18.850	24.130	11.485	10.642	23.224	1'28.331	<b>262.8</b>	15:12'01.770
9	18.941	24.270	11.433	10.693	23.004	1'28.341	<b>260.9</b>	15:13'30.111
10	18.888	24.226	11.411	10.691	23.132	1'28.348	<b>263.4</b>	15:14'58.459
11	18.904	24.225	11.357	10.748	23.016	1'28.250	<b>264.7</b>	15:16'26.709
12	19.003	24.396	11.413	10.773	23.103	1'28.688	<b>264.1</b>	15:17'55.397
13	19.104	24.323	11.424	<b>10.599</b>	22.945	1'28.395	<b>265.4</b>	15:19'23.792
14	19.059	24.310	11.497	10.750	23.301	1'28.917	<b>263.4</b>	15:20'52.709
15	19.031	24.378	11.412	10.664	22.872	1'28.357	<b>265.4</b>	15:22'21.066
16	19.001	24.337	11.500	10.769	22.969	1'28.576	<b>263.4</b>	15:23'49.642
17	18.926	24.374	11.422	10.687	23.033	1'28.442	<b>264.1</b>	15:25'18.084
18	18.961	24.400	11.500	10.780	23.399	1'29.040	<b>264.7</b>	15:26'47.124
19	19.671	24.562	11.495	10.878	23.471	1'30.077	<b>265.4</b>	15:28'17.201
20	19.762	24.998	11.602	11.144	23.641	1'31.147	<b>260.9</b>	15:29'48.348

**6 S. BRADL (1'29.716)**

Lap	Seg. 1	Seg. 2	Seg. 3	Seg. 4	Seg. 5	Lap Time	km/h	Local Time
1	24.457	25.702	11.440	11.258	23.597	1'36.454	<b>259.6</b>	15:01'50.815
2	19.328	<b>24.598</b>	11.357	11.045	23.633	1'29.961	<b>257.8</b>	15:03'20.776
3	19.340	24.660	<b>11.320</b>	10.944	23.452	<b>1'29.716</b>	<b>264.1</b>	15:04'50.492
4	19.312	24.872	11.384	11.025	23.513	1'30.106	<b>268.0</b>	15:06'20.598
5	19.388	24.814	11.529	10.904	23.478	1'30.113	<b>259.0</b>	15:07'50.711
6	19.546	24.913	11.540	11.016	<b>23.436</b>	1'30.451	<b>265.4</b>	15:09'21.162
7	<b>19.278</b>	24.905	11.609	10.931	23.513	1'30.236	<b>258.4</b>	15:10'51.398
8	19.467	24.961	11.686	10.911	23.445	1'30.470	<b>259.6</b>	15:12'21.868
9	19.391	25.037	11.623	10.967	23.553	1'30.571	<b>257.1</b>	15:13'52.439
10	19.401	24.841	11.564	10.892	23.601	1'30.299	<b>260.2</b>	15:15'22.738
11	19.509	24.930	11.707	<b>10.891</b>	23.517	1'30.554	<b>259.0</b>	15:16'53.292
12	19.443	25.070	11.694	11.035	23.547	1'30.789	<b>260.2</b>	15:18'24.081
13	19.794	25.501	11.817	11.244	23.592	1'31.948	<b>254.7</b>	15:19'56.029
14	19.697	25.388	11.989	11.574	23.902	1'32.550	<b>255.9</b>	15:21'28.579
15	19.857	25.621	12.084	11.114	23.910	1'32.586	<b>246.6</b>	15:23'01.165
16	20.035	25.750	12.070	12.049	27.982	1'37.886 P	<b>244.3</b>	15:24'39.051

**84 R. RUSSO (1'30.483)**

Lap	Seg. 1	Seg. 2	Seg. 3	Seg. 4	Seg. 5	Lap Time	km/h	Local Time
1	24.938	26.029	11.499	11.431	23.787	1'37.684 P	<b>252.9</b>	15:01'52.045
2	19.388	24.874	<b>11.376</b>	11.200	23.807	1'30.645	<b>257.1</b>	15:03'22.690
3	19.337	<b>24.791</b>	11.564	11.633	<b>23.429</b>	1'30.754	<b>254.1</b>	15:04'53.444
4	<b>19.308</b>	24.989	11.630	11.083	23.473	<b>1'30.483</b>	<b>251.2</b>	15:06'23.927
5	19.458	25.186	11.618	11.060	23.607	1'30.929	<b>256.5</b>	15:07'54.856
6	19.552	25.220	11.649	11.179	23.555	1'31.155	<b>256.5</b>	15:09'26.011
7	19.616	25.201	11.632	11.072	23.967	1'31.488	<b>255.3</b>	15:10'57.499
8	19.741	25.248	11.726	11.158	23.695	1'31.568	<b>252.3</b>	15:12'29.067
9	19.701	25.484	11.639	11.097	23.619	1'31.540	<b>253.5</b>	15:14'00.607
10	19.606	25.179	11.676	11.217	23.705	1'31.383	<b>254.1</b>	15:15'31.990
11	19.786	25.496	11.638	11.244	23.739	1'31.903	<b>251.2</b>	15:17'03.893
12	19.818	25.393	11.713	<b>11.045</b>	23.989	1'31.958	<b>255.3</b>	15:18'35.851
13	19.750	25.413	11.719	11.107	23.744	1'31.733	<b>248.3</b>	15:20'07.584
14	19.677	25.304	11.734	11.135	23.601	1'31.451	<b>254.1</b>	15:21'39.035
15	19.691	25.447	11.836	11.365	23.883	1'32.222	<b>251.7</b>	15:23'11.257
16	20.001	25.828	12.621	11.777	31.518	1'41.745 P	<b>227.4</b>	15:24'53.002

**27 J. DIXON (1'30.536)**

Lap	Seg. 1	Seg. 2	Seg. 3	Seg. 4	Seg. 5	Lap Time	km/h	Local Time
1	24.592	25.440	11.534	11.522	24.302	1'37.390 P	<b>260.9</b>	15:01'51.751
2	<b>19.269</b>	24.959	<b>11.395</b>	11.196	38.891	1'45.710	<b>264.1</b>	15:03'37.461
3	19.919	25.397	11.557	11.324	23.943	1'32.140	<b>250.0</b>	15:05'09.601
4	19.315	25.140	11.613	11.378	23.668	1'31.114		15:06'40.715
5	19.419	24.903	11.550	11.199	<b>23.542</b>	1'30.613		15:08'11.328
6	19.445	24.832	11.585	<b>11.083</b>	23.591	<b>1'30.536</b>		15:09'41.864
7	19.362	<b>24.803</b>	11.593	11.090	23.733	1'30.581	<b>253.5</b>	15:11'12.445
8	19.447	25.061	11.647	11.191	23.604	1'30.950	<b>249.4</b>	15:12'43.395
9	19.514	25.000	11.767	11.187	23.742	1'31.210		15:14'14.605
10	19.505	25.061	11.818	11.096	23.744	1'31.224		15:15'45.829
11	19.422	24.947	12.042	11.180	23.716	1'31.307	<b>251.7</b>	15:17'17.136
12	19.560	25.115	11.875	11.226	23.588	1'31.364	<b>251.7</b>	15:18'48.500
13	19.664	25.135	11.901	11.172	23.906	1'31.778	<b>258.4</b>	15:20'20.278
14	19.795	25.155	11.881	11.127	27.393	1'35.351 P	<b>254.1</b>	15:21'55.629

27/05/2017

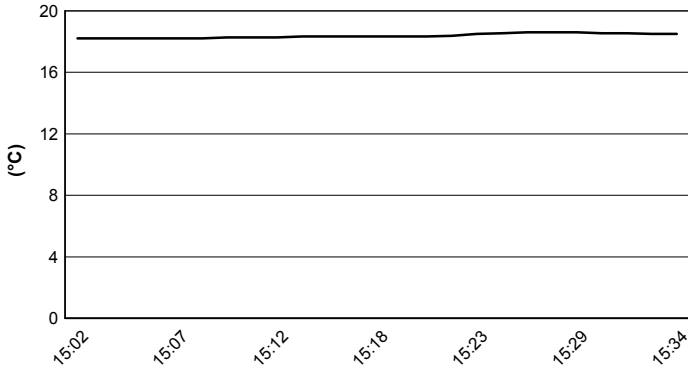
**P = Pits In/Out - C = Lap-Time Cancelled**

These data/results cannot be reproduced, stored and/or transmitted in whole or in part by any manner of electronic, mechanical, photocopying, recording, broadcasting or otherwise now known or herein after developed without the previous express consent by the copyright owner, except for reproduction in daily press and regular printed publications on sale to the public within 60 days of the event related to those data/results and always provided that copyright symbol appears together as follows below.

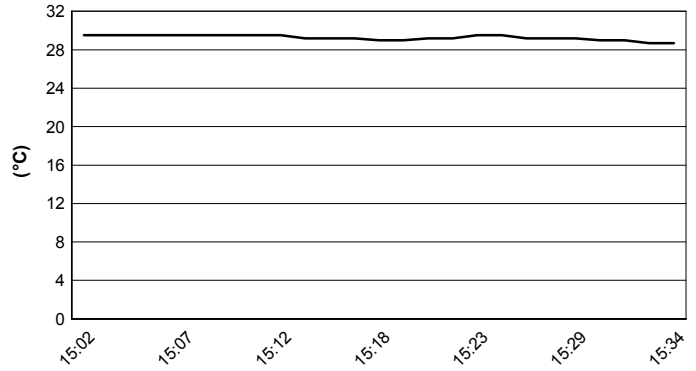
© DORNA WSBK ORGANIZATION Srl 2017

Session started 15:00      Session ended 15:35

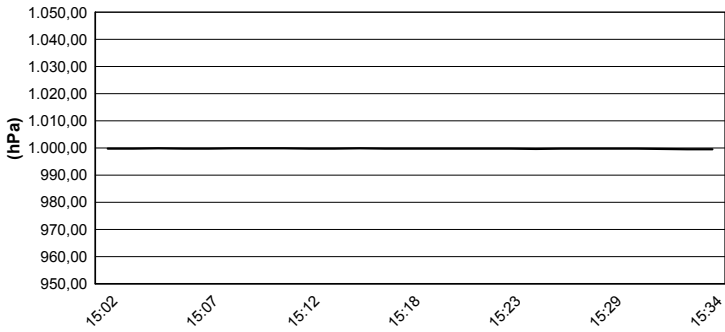
## Air Temperature



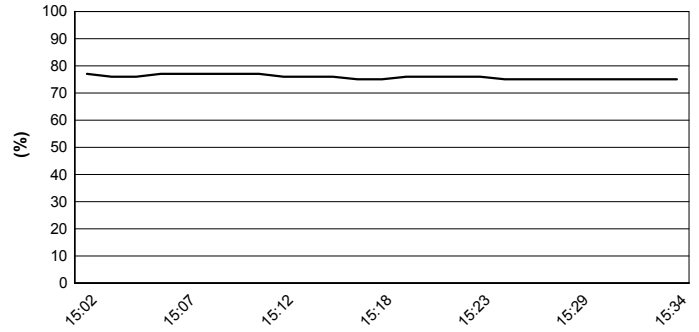
## Track Temperature



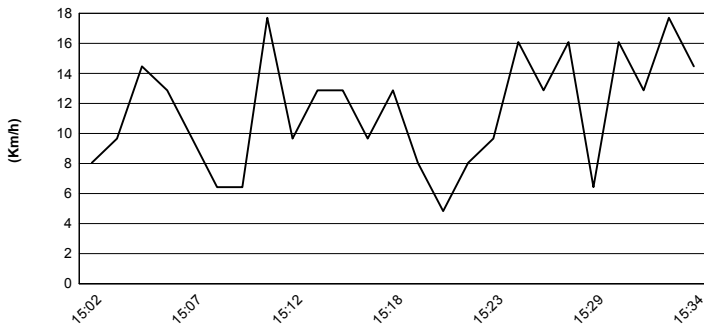
## Air Pressure



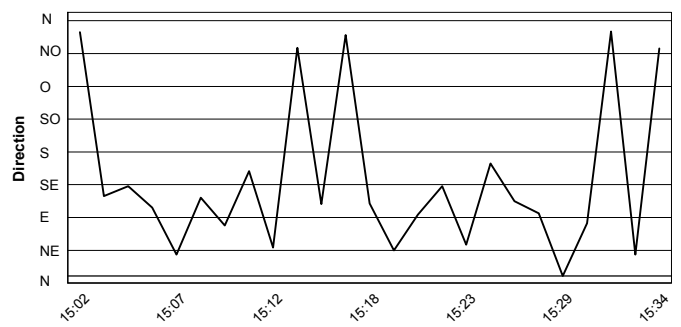
## Humidity



## Wind Speed



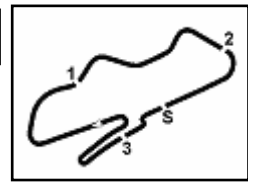
## Wind Direction



27/05/2017

These data/results cannot be reproduced, stored and/or transmitted in whole or in part by any manner of electronic, mechanical, photocopying, recording, broadcasting or otherwise now known or herein after developed without the previous express consent by the copyright owner, except for reproduction in daily press and regular printed publications on sale to the public within 60 days of the event related to those data/results and always provided that copyright symbol appears together as follows below.

© DORNA WSBK ORGANIZATION Srl 2017



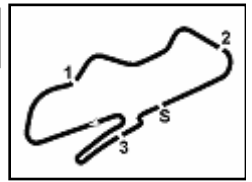
## UK Round, 26-27-28 May 2017 World Superbike - Championship Standings

Donington Park 4.023 m

Points	Points From First	Points From Previous	February 26 PHILLIP ISLAND		March 12 BURIRAM		April 2 ARAGÓN		April 30 ASSEN		May 14 IMOLA		May 28 DONINGTON PARK		June 18 MISANO		July 9 LAGUNA SECA		August 20 LAUSITZRING		September 17 PORTIMÃO		October 1 MAGNY COURS		October 22 JEREZ		November 4 LOSAIL		
			1	2	1	2	1	2	1	2	1	2	1	2	1	2	1	2	1	2	1	2	1	2	1	2	1	2	1
<b>1</b> REA Jonathan (GBR)	<b>235</b>		25	25	25	25	25	20	25	25	20	20	0																
			1	1	1	1	1	1	1	1	1	1	1	1	1	1	1	1	1	1	1	1	1	1	1	1	1	1	1
<b>2</b> SYKES Tom (GBR)	<b>185</b>	50	16	10	16	20	16	13	20	20	13	16	25																
			3	3	3	3	2	3	2	2	2	3	2																
<b>3</b> DAVIES Chaz (GBR)	<b>169</b>	66	16		20	20	20	10	0	25	0	16	25	25	8														
			2	2	2	2	2	3	2	4	3	3	2	3															
<b>4</b> MELANDRI Marco (ITA)	<b>137</b>	98	32		0	16	13	16	20	16	16	0	16	11	13														
					7	5	5	4	4	3	4	4	4	4	4														
<b>5</b> LOWES Alex (GBR)	<b>110</b>	125	27		13	13	10	13	13	3	0	11	8	10	16														
					4	3	4	4	5	5	5	5	5	5	5														
<b>6</b> FORÉS Xavi (ESP)	<b>90</b>	145	20		10	11	5	8	0	10	13	3	11	13	6														
					6	5	8	6	8	8	6	7	6	6	6														
<b>7</b> VAN DER MARK Michael (NED)	<b>89</b>	146	1		7	9	11	0	11	11	0	13	9	7	11														
					9	7	6	8	7	6	7	6	6	7	7														
<b>8</b> CAMIER Leon (GBR)	<b>74</b>	161	15		11	8	8	0	5	6	6	10	10	0	10														
					5	6	6	8	9	9	9	9	8	9	8														
<b>9</b> TORRES Jordi (ESP)	<b>72</b>	163	2		9	0	9	11	10	9	0	9	0	8	7														
					7	10	9	7	6	7	8	8	9	8	9														
<b>10</b> LAVERTY Eugene (IRL)	<b>58</b>	177	14		8	6	0	1	8	7	8	8	0	9	3														
					8	9	10	11	11	10	10	10	10	10	10														
<b>11</b> RAMOS Román (ESP)	<b>49</b>	186	9		3	2	1	7	0	5	9	5	7	5	5														
					13	15	17	13	14	14	13	13	12	11	11														
<b>12</b> BRADL Stefan (GER)	<b>43</b>	192	6		1	1	6	0	7	4	10	6	6	2	0														
					15	18	15	17	13	12	11	12	11	12	12														
<b>13</b> MERCADO Leandro (ARG)	<b>43</b>	192	0		0	0	0	0	9	8	7	4	0	6	9														
									18	15	14	14	14	14	12														
<b>14</b> HAYDEN Nicky (USA)	<b>40</b>	195	3		5	0	7	9	6	0	2	7	0	4	0														
					11	15	11	10	10	11	11	11	13	13	14														
<b>15</b> SAVADORI Lorenzo (ITA)	<b>32</b>	203	8		0	7	3	0	0	0	11	0	4	3	4														
					11	12	15	17	18	18	15	15	15	15	15														
<b>16</b> KRUMMENACHER Randy (SUI)	<b>27</b>	208	5		6	0	4	0	2	2	5	2	3	1	2														
					10	14	12	15	16	16	16	15	16	16	16														
<b>17</b> DE ANGELIS Alex (RSM)	<b>23</b>	212	4		2	5	0	5	1	0	4	1	5	0	0														
					14	11	16	14	14	17	18	18	17	17	17														
<b>18</b> HASLAM Leon (GBR)	<b>20</b>	215	3		0	0	0	0	0	0	0	0	0	0	20														
															18														
<b>19</b> REITERBERGER Markus (GER)	<b>19</b>	216	1		4	3	2	6	4	0	0	0	0	0	0														
					12	11	14	11	12	12	16	17	18	18	19														
<b>20</b> DE ROSA Raffaele (ITA)	<b>6</b>	229	13		0	0	0	0	0	0	3	0	2	0	1														
											22	22	19	19	20														
<b>21</b> RUSSO Riccardo (ITA)	<b>4</b>	231	2		0	0	0	4	0	0	0	0	0	0	0														
							18	19	19	19	19	19	20	20	21														
<b>22</b> BROOKES Joshua (AUS)	<b>4</b>	231	0		0	4	0	0	0	0	0	0	0	0	0														
					17	18	18	19	19	19	19	19	20	20	21														
<b>23</b> SIMON Julian (ESP)	<b>4</b>	231	0		0	0	0	0	3	1	0	0	0	0	0														
									21	19	19	19	20	20	21														
<b>24</b> BADOVINI Ayrton (ITA)	<b>4</b>	231	0		0	0	0	2	0	0	1	0	1	0	0														
							21	23	23	22	22	20	20	21															
<b>25</b> JEZEK Ondrej (CZE)	<b>3</b>	232	1		0	0	0	3	0	0	0	0	0	0	0														
							20	21	22	22	22	24	24	25															

27/05/2017 First Line: Championship Standings - Second Line: Ranking Progression  
 These data/results cannot be reproduced, stored and/or transmitted in whole or in part by any manner of electronic, mechanical, photocopying, recording, broadcasting or otherwise now known or herein after developed without the previous express consent by the copyright owner, except for reproduction in daily press and regular printed publications on sale to the public within 60 days of the event related to those data/results and always provided that copyright symbol appears together as follows below.  
 © DORNA WSBK ORGANIZATION Srl 2017





Donington Park 4.023 m

## UK Round, 26-27-28 May 2017 World Superbike - Manufacturers Standings

Points	Points From First	Points From Previous	February 26 PHILLIP ISLAND		March 12 BURIRAM		April 2 ARAGÓN		April 30 ASSEN		May 14 IMOLA		May 28 DONINGTON PARK		June 18 MISANO		July 9 LAGUNA SECA		August 20 LAUSITZRING		September 17 PORTIMÃO		October 1 MAGNY COURS		October 22 JEREZ		November 4 LOSAIL		
			1	2	1	2	1	2	1	2	1	2	1	2	1	2	1	2	1	2	1	2	1	2	1	2	1	2	1
1	KAWASAKI	260	25	25	25	25	25	20	25	25	20	20	25																
			1	1	1	1	1	1	1	1	1	1	1																
2	DUCATI	216	44	20	20	20	16	20	25	16	16	25	25	13															
				2	2	2	2	2	2	2	2	2	2	2															
3	YAMAHA	122	138	94	13	13	11	13	13	11	13	10	16																
					3	3	3	3	3	3	3	3	3																
4	BMW	80	180	42	9	3	9	11	10	9	3	9	2	8	7														
					5	6	5	4	4	4	4	4	4	4	4														
5	APRILIA	77	183	3	8	7	3	1	9	8	11	8	4	9	9														
					6	5	6	7	7	6	5	5	6	5	5														
6	MV AGUSTA	74	186	3	11	8	8		5	6	6	10	10	10															
					4	4	4	5	5	5	6	6	5	6	6														
7	HONDA	60	200	14	5	1	7	9	7	4	10	7	6	4	7														
					7	7	7	6	6	7	7	7	7	7	7														

27/05/2017

First Line: Championship Standings - Second Line: Ranking Progression

These data/results cannot be reproduced, stored and/or transmitted in whole or in part by any manner of electronic, mechanical, photocopying, recording, broadcasting or otherwise now known or herein after developed without the previous express consent by the copyright owner, except for reproduction in daily press and regular printed publications on sale to the public within 60 days of the event related to those data/results and always provided that copyright symbol appears together as follows below.

© DORNA WSBK ORGANIZATION Srl 2017

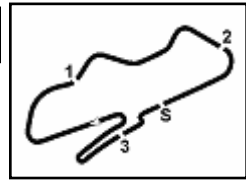
PIRELLI PERUGIA TIMING



Official Tyre Supplier



Official Timekeeper



Donington Park 4.023 m

**UK Round, 26-27-28 May 2017**  
**World Superbike - Pirelli Best Lap Award**

Points	Points From First	Points From Previous	February 26	March 12	April 2	April 30	May 14	May 28	June 18	July 9	August 20	September 17	October 1	October 22	November 4	
			PHILLIP ISLAND	BURIRAM	ARAGÓN	ASSEN	IMOLA	DONINGTON PARK	MISANO	LAGUNA SECA	LAUSITZRING	PORTIMÃO	MAGNY COURS	JEREZ	LOSAIL	
<b>Fastest Laps</b>																
<b>1 REA</b> Jonathan (GBR)	<b>6</b>		1	1	1	1 1		1								
<b>2 DAVIES</b> Chaz (GBR)	<b>3 3</b>				1		1 1									
<b>3 MELANDRI</b> Marco (ITA)	<b>2 4 1</b>		1	1												

27/05/2017

These data/results cannot be reproduced, stored and/or transmitted in whole or in part by any manner of electronic, mechanical, photocopying, recording, broadcasting or otherwise now known or herein after developed without the previous express consent by the copyright owner, except for reproduction in daily press and regular printed publications on sale to the public within 60 days of the event related to those data/results and always provided that copyright symbol appears together as follows below.

© DORNA WSBK ORGANIZATION Srl 2017

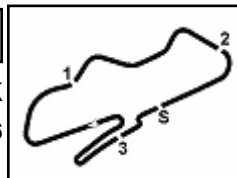
FKR PERUGIA TIMING



Official Tyre Supplier



Official Timekeeper



Donington Park 4.023 m

## UK Round, 26-27-28 May 2017 World Superbike - Best Laps & Speeds

1 / 2

No.	Rider		Best Lap		FP1		FP2		FP3		SP1		SP2		RC1	
	Nat	Bike	laps	speed	laps	speed	laps	speed	laps	speed	laps	speed	laps	speed	laps	speed
1	66	T. SYKES	86	272,7	27	272,7	25	271,3	5	270,0		6	270,0	23	270,6	
		GBR Kawasaki ZX-10RR														
2	1	J. REA	74	270,0	15	270,0	28	268,6	5	267,3		6	267,9	20	267,9	
		GBR Kawasaki ZX-10RR														
3	7	C. DAVIES	82	273,4	24	269,3	22	268,6	6	272,7		7	267,9	23	273,4	
		GBR Ducati Panigale R														
4	22	A. LOWES	79	268,6	21	265,3	23	266,0	4	264,7		8	267,9	23	268,6	
		GBR Yamaha YZF R1														
5	33	M. MELANDRI	86	273,4	24	272,7	23	272,7	9	271,3		7	273,4	23	271,3	
		ITA Ducati Panigale R														
6	50	E. LAVERTY	89	270,6	24	268,6	25	270,6	4	266,0	6	269,3	7	270,6	23	268,6
		IRL Aprilia RSV4 RF														
7	91	L. HASLAM	73	265,3	21	264,7	20	264,7	3	262,1		6	265,3	23	263,4	
		GBR Kawasaki ZX-10RR														
8	12	X. FORÉS	83	267,9	20	267,3	22	267,9	4	264,0	8	266,0	6	266,0	23	267,3
		ESP Ducati Panigale R														
9	36	L. MERCADO	85	268,6	25	268,6	25	267,3	5	244,3		7	267,9	23	267,3	
		ARG Aprilia RSV4 RF														
10	2	L. CAMIER	71	267,3	18	267,3	16	265,3	6	266,0		8	263,4	23	266,0	
		GBR MV Agusta 1000 F4														
11	60	M. VAN DER MARK	78	269,3	24	268,6	22	267,3	2	269,3		7	266,6	23	267,9	
		NED Yamaha YZF R1														
12	81	J. TORRES	85	267,9	25	265,3	23	266,6	5	245,4	9	266,6		23	267,9	
		ESP BMW S 1000 RR														
13	32	L. SAVADORI	80	266,6	22	264,7	24	266,6	5	266,0		6	266,0	23	262,1	
		ITA Aprilia RSV4 RF														
14	40	R. RAMOS	85	263,4	22	262,1	30	263,4	2	259,6	8	260,2		23	262,7	
		ESP Kawasaki ZX-10RR														
15	88	R. KRUMMENACHER	83	260,8	27	258,9	22	258,3	3	260,8	8	260,2		23	260,2	
		SUI Kawasaki ZX-10RR														
16	15	A. DE ANGELIS	79	264,7	20	262,7	23	264,7	7	261,5	6	262,7		23	264,7	
		RSM Kawasaki ZX-10RR														
17	27	J. DIXON	69	264,0	21	258,9	23	263,4	4	254,7	7	260,2		14	264,0	
		GBR Kawasaki ZX-10RR														
18	6	S. BRADL	77	268,6	22	265,3	25	267,3	6	264,7	8	268,6		16	267,9	
		GER Honda CBR1000RR														
19	35	R. DE ROSA	80	271,3	23	266,0	23	271,3	4	270,0	7	270,0		23	266,0	
		ITA BMW S 1000 RR														
20	84	R. RUSSO	64	259,6	22	259,6	17	257,1	2	254,1	7	259,6		16	257,1	
		ITA Yamaha YZF R1														

27/05/2017

These data/results cannot be reproduced, stored and/or transmitted in whole or in part by any manner of electronic, mechanical, photocopying, recording, broadcasting or otherwise now known or herein after developed without the previous express consent by the copyright owner, except for reproduction in daily press and regular printed publications on sale to the public within 60 days of the event related to those data/results and always provided that copyright symbol appears together as follows below.

© DORNA WSBK ORGANIZATION Srl 2017

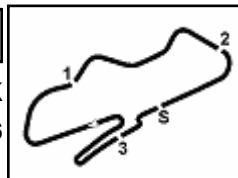
FICR PERUGIA TIMING



Official Tyre Supplier



Official Timekeeper



Donington Park 4.023 m

## UK Round, 26-27-28 May 2017

### World Superbike - Best Laps & Speeds

2 / 2

No.	Rider		Best Lap		FP1		FP2		FP3		SP1		SP2		RC1	
	Nat	Bike	laps	speed	laps	speed	laps	speed	laps	speed	laps	speed	laps	speed	laps	speed
21	37	O. JEZEK	1'29.962		1'30.795		1'30.295		1'32.633		1'29.962				1'30.856	
		CZE Kawasaki ZX-10RR	78	264,0	23	261,5	23	260,8	2	258,3	7	264,0			23	257,7
22	86	A. BADOVINI	1'30.222		1'30.588		1'30.684		1'31.408		1'30.222				1'30.479	
		ITA Kawasaki ZX-10RR	70	266,0	19	260,8	17	262,1	4	260,8	7	266,0			23	259,6

27/05/2017

These data/results cannot be reproduced, stored and/or transmitted in whole or in part by any manner of electronic, mechanical, photocopying, recording, broadcasting or otherwise now known or herein after developed without the previous express consent by the copyright owner, except for reproduction in daily press and regular printed publications on sale to the public within 60 days of the event related to those data/results and always provided that copyright symbol appears together as follows below.

© DORNA WSBK ORGANIZATION Srl 2017

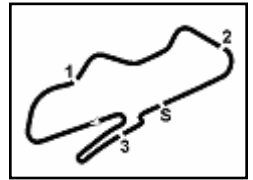
**FKR PERUGIA TIMING**


Official Tyre Supplier



Official Timekeeper





Donington Park 4.023 m

## UK Round, 26-27-28 May 2017

### World Superbike - Provisional Starting Grid - Race 2

23 Laps x 4,023 km = 92,529 km

1	33 MELANDRI M. Ducati	2	60 VAN DER MARK M. Yamaha	3	2 CAMIER L. MV Agusta
2	36 MERCADO L. Aprilia	4	7 DAVIES C. Ducati	5	81 TORRES J. BMW
3	22 LOWES A. Yamaha	6	91 HASLAM L. Kawasaki	7	66 SYKES T. Kawasaki
4	1 REA J. Kawasaki	8	50 LAVERTY E. Aprilia	9	12 FORÉS X. Ducati
5	32 SAVADORI L. Aprilia	10	88 KRUMMENACHER R. Kawasaki	11	15 DE ANGELIS A. Kawasaki
6	27 DIXON J. Kawasaki	12	6 BRADL S. Honda	13	35 DE ROSA R. BMW
7	40 RAMOS R. Kawasaki	14	84 RUSSO R. Yamaha	14	37 JEZEK O. Kawasaki
8	86 BADOVINI A. Kawasaki	15		15	

27/05/2017 Jury President .....

..... Race Director

These data/results cannot be reproduced, stored and/or transmitted in whole or in part by any manner of electronic, mechanical, photocopying, recording, broadcasting or otherwise now known or herein after developed without the previous express consent by the copyright owner, except for reproduction in daily press and regular printed publications on sale to the public within 60 days of the event related to those data/results and always provided that copyright symbol appears together as follows below.

© DORNA WSBK ORGANIZATION Srl 2017

FKR PERUGIA TIMING



Official Tyre Supplier



Official Timekeeper