

UK Round, 26-27-28 May 2017

World Superbike - Results Race 2

Donington Park 4.023 m

Laps 23 = 92,529 Km - Time Of Race 33'53.138 - Avg. 163,838 km/h

1 / 2

Pos	Race	Grid	No. Rider	Nat	Team	Bike	LL	Gap	Fastest Lap	Speed	Qualifying		Ranking			
											Time	Speed	R1	R2	Tot	Pos
1	2	1	J. REA	GBR	Kawasaki Racing Team	Kawasaki ZX-10RR	23		1'27.863	266,0	1'27.005	268,0	25	260	1	
2	1	66	T. SYKES	GBR	Kawasaki Racing Team	Kawasaki ZX-10RR	23	1.601	1'27.815	270,0	1'26.641	270,0	25	20	205	2
3	3	7	C. DAVIES	GBR	Aruba.it Racing - Ducati	Ducati Panigale R	23	12.200	1'28.127	272,7	1'27.338	268,0	8	16	185	3
4	11	60	M. VAN DER MARK	NED	Pata Yamaha Official WorldSBK Team	Yamaha YZF R1	23	12.984	1'28.518	265,4	1'28.533	266,7	11	13	102	6
5	4	22	A. LOWES	GBR	Pata Yamaha Official WorldSBK Team	Yamaha YZF R1	23	18.953	1'28.547	270,7	1'27.538	268,0	16	11	121	5
6	10	2	L. CAMIER	GBR	MV Agusta Reparto Corse	MV Agusta 1000 F4	23	23.971	1'28.745	264,1	1'28.337	263,4	10	10	84	8
7	7	12	X. FORÉS	ESP	BARNI Racing Team	Ducati Panigale R	23	29.892	1'29.013	265,4	1'28.155	266,0	6	9	99	7
8	19	40	R. RAMOS	ESP	Team Kawasaki Go Eleven	Kawasaki ZX-10RR	23	44.742	1'29.311	262,1	1'29.350	260,2	5	8	57	11
9	16	27	J. DIXON	GBR	Royal Air Force Reg. & Res. Kawasaki	Kawasaki ZX-10RR	23	50.622	1'29.909	261,5	1'29.168	260,2	7	7	22	22
10	18	35	R. DE ROSA	ITA	Althea BMW Racing Team	BMW S 1000 RR	23	51.749	1'29.057	266,7	1'29.239	270,0	1	6	12	20
11	17	6	S. BRADL	GER	Red Bull Honda World Superbike Team	Honda CBR1000RR	23	59.459	1'30.201	264,7	1'29.186	268,7	5	48	12	12
12	20	84	R. RUSSO	ITA	Guandalini Racing	Yamaha YZF R1	23	1'12.794	1'30.254	255,3	1'29.795	259,6	4	8	21	21
13	21	37	O. JEZEK	CZE	Grillini Racing Team	Kawasaki ZX-10RR	23	1'22.719	1'30.590	260,2	1'29.962	264,1	3	6	23	23
14	22	86	A. BADOVINI	ITA	Grillini Racing Team	Kawasaki ZX-10RR	18	5 Laps	1'30.904	259,0	1'30.222	266,0	2	6	24	24
-----Not Classified-----																
RET	12	32	L. SAVADORI	ITA	Milwaukee Aprilia	Aprilia RSV4 RF	15	8 Laps	1'29.161	266,7	1'28.650	266,0	4	32	15	15
RET	5	33	M. MELANDRI	ITA	Aruba.it Racing - Ducati	Ducati Panigale R	8	15 Laps	1'28.490	270,0	1'27.818	273,4	13	137	4	4
RET	9	36	L. MERCADO	ARG	IODARacing	Aprilia RSV4 RF	8	15 Laps	1'28.805	266,0	1'28.308	268,0	9	43	13	13
RET	13	81	J. TORRES	ESP	Althea BMW Racing Team	BMW S 1000 RR	5	18 Laps	1'29.154	267,3	1'28.554	266,7	7	72	9	9
RET	6	50	E. LAVERTY	IRL	Milwaukee Aprilia	Aprilia RSV4 RF	3	20 Laps	1'29.531	266,7	1'27.880	270,7	3	58	10	10
RET	15	15	A. DE ANGELIS	RSM	Pedercini Racing SC-Project	Kawasaki ZX-10RR	2	21 Laps	1'29.987	262,1	1'28.967	262,8		23	17	17
RET	8	91	L. HASLAM	GBR	Kawasaki Puccetti Racing	Kawasaki ZX-10RR	1	22 Laps		262,1	1'28.254	265,4	20	20	18	18
RET	14	88	R. KRUMMENACHER	SUI	Kawasaki Puccetti Racing	Kawasaki ZX-10RR	0				1'28.824	260,2	2	27	16	16

AIR	Humidity:	63%	Temp:	20°C
TRACK	Condition:	Dry	Temp:	39°C

Records	Pole (SP2)	2017	T.Sykes	1'26.641	167,16 Km/h
	Race (RC2)	2016	J.Rea	1'27.605	165,32 Km/h
	Circuit (SP2)	2017	T.Sykes	1'26.641	167,16 Km/h
Race Fastest lap	Lap 18		T.Sykes	1'27.815	164,92 Km/h

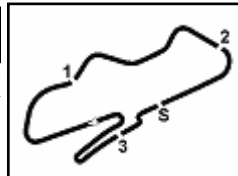
LAP LEADERS					
No. Rider	From	To	Laps	Total	
36 L. MERCADO	1	1	1	1	
1 J. REA	2	23	22	22	

TOTAL LEADER LAPS				
No. Rider	Laps			
1 J. REA	120	36 L. MERCADO		1
7 C. DAVIES	76			
66 T. SYKES	16			
33 M. MELANDRI	10			
22 A. LOWES	5			
12 X. FORÉS	4			
50 E. LAVERTY	2			

Start 28/05/2017 15:00 End 15:35 The results are provisional until the end of the time limit for protests and appeals and the completion of the technical checks.

These data/results cannot be reproduced, stored and/or transmitted in whole or in part by any manner of electronic, mechanical, photocopying, recording, broadcasting or otherwise now known or herein after developed without the previous express consent by the copyright owner, except for reproduction in daily press and regular printed publications on sale to the public within 60 days of the event related to those data/results and always provided that copyright symbol appears together as follows below.

© DORNA WSBK ORGANIZATION Srl 2017



UK Round, 26-27-28 May 2017 World Superbike - Results Race 2

Race Highlights

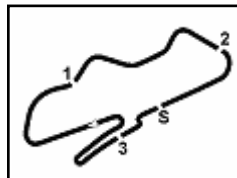
Time	No. Rider	Description
14.57.47		Warm-up Lap Start
15.00.07		Start
15.00.27	88 Krummenacher	Crashed - Turn 1
15.00.56	88 Krummenacher	Out
15.02.05		No Jump Start
15.03.06	91 Haslam	Crashed - Turn 12
15.03.44	88 Krummenacher	Medical Centre
15.04.08	15 De Angelis	Crashed - Turn 8
15.04.28	91 Haslam	Out
15.05.18	15 De Angelis	Out
15.05.34	50 Laverty	Crashed - Turn 8
15.06.01	50 Laverty	Out
15.08.51	81 Torres	Crashed - Turn 10
15.09.25	81 Torres	Out
15.12.47	33 Melandri	Technical Problem - Turn 9
15.13.11	36 Mercado	Crashed - Turn 10
15.13.35	33 Melandri	Out
15.13.46	36 Mercado	Out
15.21.38	86 Badovini	Entered Pits
15.22.44	32 Savadori	Entered Pits
15.23.23	32 Savadori	Retired
15.35.43		End Of Session

28/05/2017 Start End The results are provisional until the end of the time limit for protests and appeals
15:00 15:35 and the completion of the technical checks.

These data/results cannot be reproduced, stored and/or transmitted in whole or in part by any manner of electronic, mechanical, photocopying, recording, broadcasting or otherwise now known or herein after developed without the previous express consent by the copyright owner, except for reproduction in daily press and regular printed publications on sale to the public within 60 days of the event related to those data/results and always provided that copyright symbol appears together as follows below.

© DORNA WSBK ORGANIZATION Srl 2017





Donington Park 4.023 m

1 / 4

UK Round, 26-27-28 May 2017
World Superbike - Lap Chart Race 2

	Lap																						
	1	2	3	4	5	6	7	8	9	10	11	12	13	14	15	16	17	18	19	20	21	22	23
1	36	1	1	1	1	1	1	1	1	1	1	1	1	1	1	1	1	1	1	1	1	1	1
2	1	60	60	60	60	60	66	66	66	66	66	66	66	66	66	66	66	66	66	66	66	66	66
3	91	36	33	33	66	66	60	60	60	60	60	60	60	60	60	60	60	60	60	60	60	60	60
4	60	33	66	66	33	33	33	33	22	22	22	22	22	22	7	7	7	7	7	7	7	7	60
5	33	66	36	36	36	36	36	22	7	7	7	7	7	7	22	22	22	22	22	22	22	22	22
6	7	2	22	22	22	22	22	36	2	2	2	2	2	2	2	2	2	2	2	2	2	2	2
7	2	22	2	2	2	2	2	7	12	12	12	12	12	12	12	12	12	12	12	12	12	12	12
8	22	50	50	12	12	12	7	2	40	40	40	32	32	32	40	40	40	40	40	40	40	40	40
9	66	12	12	81	81	7	12	12	32	32	32	40	40	40	27	27	27	27	27	27	27	27	27
10	50	81	81	40	7	40	40	40	35	35	35	35	35	35	27	35	35	35	35	35	35	35	35
11	12	7	40	35	40	35	35	35	27	27	27	27	27	35	32	6	6	6	6	6	6	6	6
12	81	40	35	7	35	27	27	32	6	6	6	6	6	6	6	84	84	84	84	84	84	84	84
13	27	15	7	27	27	32	32	27	84	84	84	84	84	84	84	37	37	37	37	37	37	37	37
14	40	35	27	32	32	6	6	6	37	37	37	37	37	37	37	86	86	86					
15	15	27	84	84	84	37	37	84	86	86	86	86	86	86	86								
16	35	37	37	37	37	84	84	37															
17	32	84	32	6	6	86	86	86															
18	37	86	6	86	86																		
19	84	6	86																				
20	86	32																					
21	6																						

Final Result			
1	1	J. REA	Laps 23
2	66	T. SYKES	1.601
3	7	C. DAVIES	12.200
4	60	M. VAN DER MARK	12.984
5	22	A. LOWES	18.953
6	2	L. CAMIER	23.971
7	12	X. FORÉS	29.892
8	40	R. RAMOS	44.742
9	27	J. DIXON	50.622
10	35	R. DE ROSA	51.749
11	6	S. BRADL	59.459
12	84	R. RUSSO	1'12.794
13	37	O. JEZEK	1'22.719
14	86	A. BADOVINI	5 Laps
RET	32	L. SAVADORI	8 Laps
RET	33	M. MELANDRI	15 Laps
RET	36	L. MERCADO	15 Laps
RET	81	J. TORRES	18 Laps
RET	50	E. LAVERTY	20 Laps
RET	15	A. DE ANGELIS	21 Laps
RET	91	L. HASLAM	22 Laps
RET	88	R. KRUMMENACHER	

28/05/2017

These data/results cannot be reproduced, stored and/or transmitted in whole or in part by any manner of electronic, mechanical, photocopying, recording, broadcasting or otherwise now known or herein after developed without the previous express consent by the copyright owner, except for reproduction in daily press and regular printed publications on sale to the public within 60 days of the event related to those data/results and always provided that copyright symbol appears together as follows below.

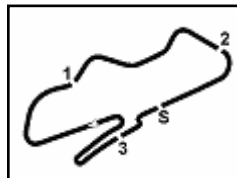
© DORNA WSBK ORGANIZATION Srl 2017

FCR PERIGIA TIMING


Official Tyre Supplier



Official Timekeeper



Donington Park 4.023 m

UK Round, 26-27-28 May 2017
World Superbike - Lap Chart Race 2
2 / 4
Lap 1

1	36 L.Mercado (ARG)	
2	1 J.Rea (GBR)	0.050
3	91 L.Haslam (GBR)	0.370
4	60 M.van der Mark (NED)	0.590
5	33 M.Melandri (ITA)	0.881
6	7 C.Davies (GBR)	1.133
7	2 L.Camier (GBR)	1.198
8	22 A.Lowes (GBR)	1.386
9	66 T.Sykes (GBR)	1.459
10	50 E.Laverty (IRL)	1.670
11	12 X.Forés (ESP)	1.830
12	81 J.Torres (ESP)	2.193
13	27 J.Dixon (GBR)	2.650
14	40 R.Ramos (ESP)	2.720
15	15 A.De Angelis (RSM)	2.935
16	35 R.De Rosa (ITA)	3.218
17	32 L.Savadori (ITA)	3.331
18	37 O.Jezek (CZE)	3.750
19	84 R.Russo (ITA)	4.443
20	86 A.Badovini (ITA)	4.554
21	6 S.Bradl (GER)	5.126

Lap 2

1	1 J.Rea (GBR)	
2	60 M.van der Mark (NED)	1.475
3	36 L.Mercado (ARG)	2.509
4	33 M.Melandri (ITA)	2.578
5	66 T.Sykes (GBR)	2.869
6	2 L.Camier (GBR)	3.005
7	22 A.Lowes (GBR)	3.082
8	50 E.Laverty (IRL)	3.288
9	12 X.Forés (ESP)	3.439
10	81 J.Torres (ESP)	3.803
11	7 C.Davies (GBR)	4.209
12	40 R.Ramos (ESP)	4.366
13	15 A.De Angelis (RSM)	5.009
14	35 R.De Rosa (ITA)	5.344
15	27 J.Dixon (GBR)	5.869
16	37 O.Jezek (CZE)	6.465
17	84 R.Russo (ITA)	6.784
18	86 A.Badovini (ITA)	7.545
19	6 S.Bradl (GER)	7.758
20	32 L.Savadori (ITA)	8.096

Lap 3

1	1 J.Rea (GBR)	
2	60 M.van der Mark (NED)	2.052
3	33 M.Melandri (ITA)	3.181
4	66 T.Sykes (GBR)	3.429
5	36 L.Mercado (ARG)	3.878
6	22 A.Lowes (GBR)	4.247
7	2 L.Camier (GBR)	4.621
8	50 E.Laverty (IRL)	4.798
9	12 X.Forés (ESP)	5.005
10	81 J.Torres (ESP)	5.339
11	40 R.Ramos (ESP)	5.494
12	35 R.De Rosa (ITA)	6.218
13	7 C.Davies (GBR)	7.357
14	27 J.Dixon (GBR)	7.715
15	84 R.Russo (ITA)	9.057
16	37 O.Jezek (CZE)	9.156
17	32 L.Savadori (ITA)	9.632
18	6 S.Bradl (GER)	10.150
19	86 A.Badovini (ITA)	10.976

Lap 4

1	1 J.Rea (GBR)	
2	60 M.van der Mark (NED)	2.478
3	33 M.Melandri (ITA)	3.270
4	66 T.Sykes (GBR)	3.537
5	36 L.Mercado (ARG)	4.424
6	22 A.Lowes (GBR)	4.742
7	2 L.Camier (GBR)	5.616

8	12 X.Forés (ESP)	5.960
9	81 J.Torres (ESP)	6.313
10	40 R.Ramos (ESP)	6.631
11	35 R.De Rosa (ITA)	7.401
12	7 C.Davies (GBR)	7.480
13	27 J.Dixon (GBR)	9.223
14	32 L.Savadori (ITA)	11.254
15	84 R.Russo (ITA)	11.738
16	37 O.Jezek (CZE)	12.033
17	6 S.Bradl (GER)	12.154
18	86 A.Badovini (ITA)	14.361

Lap 5

1	1 J.Rea (GBR)	
2	60 M.van der Mark (NED)	2.745
3	66 T.Sykes (GBR)	3.178
4	33 M.Melandri (ITA)	3.606
5	36 L.Mercado (ARG)	4.802
6	22 A.Lowes (GBR)	5.156
7	2 L.Camier (GBR)	6.332
8	12 X.Forés (ESP)	6.578
9	81 J.Torres (ESP)	7.040
10	7 C.Davies (GBR)	7.478
11	40 R.Ramos (ESP)	7.959
12	35 R.De Rosa (ITA)	9.087
13	27 J.Dixon (GBR)	10.848
14	32 L.Savadori (ITA)	11.988
15	84 R.Russo (ITA)	13.767
16	37 O.Jezek (CZE)	14.481
17	6 S.Bradl (GER)	14.650
18	86 A.Badovini (ITA)	17.735

Lap 6

1	1 J.Rea (GBR)	
2	60 M.van der Mark (NED)	3.316
3	66 T.Sykes (GBR)	3.495
4	33 M.Melandri (ITA)	3.955
5	36 L.Mercado (ARG)	5.430
6	22 A.Lowes (GBR)	5.850
7	2 L.Camier (GBR)	7.139
8	12 X.Forés (ESP)	7.382
9	7 C.Davies (GBR)	8.216
10	40 R.Ramos (ESP)	11.370
11	35 R.De Rosa (ITA)	12.213
12	27 J.Dixon (GBR)	13.231
13	32 L.Savadori (ITA)	14.585
14	6 S.Bradl (GER)	17.013
15	37 O.Jezek (CZE)	17.676
16	84 R.Russo (ITA)	18.369
17	86 A.Badovini (ITA)	21.666

Lap 7

1	1 J.Rea (GBR)	
2	66 T.Sykes (GBR)	3.812
3	60 M.van der Mark (NED)	4.447
4	33 M.Melandri (ITA)	4.734
5	36 L.Mercado (ARG)	6.616
6	22 A.Lowes (GBR)	6.912
7	2 L.Camier (GBR)	8.244
8	7 C.Davies (GBR)	8.467
9	12 X.Forés (ESP)	8.843
10	40 R.Ramos (ESP)	13.203
11	35 R.De Rosa (ITA)	14.195
12	27 J.Dixon (GBR)	15.223
13	32 L.Savadori (ITA)	15.698
14	6 S.Bradl (GER)	19.253
15	37 O.Jezek (CZE)	20.167
16	84 R.Russo (ITA)	21.455
17	86 A.Badovini (ITA)	25.609

Lap 8

1	1 J.Rea (GBR)	
2	66 T.Sykes (GBR)	3.664
3	60 M.van der Mark (NED)	5.146

4	33 M.Melandri (ITA)	5.320
5	22 A.Lowes (GBR)	7.527
6	36 L.Mercado (ARG)	7.835
7	7 C.Davies (GBR)	8.815
8	2 L.Camier (GBR)	9.223
9	12 X.Forés (ESP)	9.722
10	40 R.Ramos (ESP)	14.648
11	35 R.De Rosa (ITA)	15.940
12	32 L.Savadori (ITA)	16.720
13	27 J.Dixon (GBR)	17.158
14	6 S.Bradl (GER)	21.184
15	84 R.Russo (ITA)	24.305
16	37 O.Jezek (CZE)	25.601
17	86 A.Badovini (ITA)	28.887

Lap 9

1	1 J.Rea (GBR)	
2	66 T.Sykes (GBR)	4.077
3	60 M.van der Mark (NED)	5.954
4	22 A.Lowes (GBR)	8.368
5	7 C.Davies (GBR)	10.175
6	2 L.Camier (GBR)	11.377
7	12 X.Forés (ESP)	11.998
8	40 R.Ramos (ESP)	16.747
9	32 L.Savadori (ITA)	17.996
10	35 R.De Rosa (ITA)	18.564
11	27 J.Dixon (GBR)	19.613
12	6 S.Bradl (GER)	23.721
13	84 R.Russo (ITA)	28.013
14	37 O.Jezek (CZE)	29.133
15	86 A.Badovini (ITA)	33.929

Lap 10

1	1 J.Rea (GBR)	
2	66 T.Sykes (GBR)	4.044
3	60 M.van der Mark (NED)	6.397
4	22 A.Lowes (GBR)	8.818
5	7 C.Davies (GBR)	10.103
6	2 L.Camier (GBR)	12.045
7	12 X.Forés (ESP)	13.082
8	40 R.Ramos (ESP)	18.237
9	32 L.Savadori (ITA)	18.891
10	35 R.De Rosa (ITA)	20.154
11	27 J.Dixon (GBR)	21.388
12	6 S.Bradl (GER)	26.017
13	84 R.Russo (ITA)	31.228
14	37 O.Jezek (CZE)	32.154
15	86 A.Badovini (ITA)	38.010

Lap 11

1	1 J.Rea (GBR)	
2	66 T.Sykes (GBR)	3.472
3	60 M.van der Mark (NED)	6.651
4	22 A.Lowes (GBR)	9.317
5	7 C.Davies (GBR)	9.799
6	2 L.Camier (GBR)	12.827
7	12 X.Forés (ESP)	13.757
8	40 R.Ramos (ESP)	19.841
9	32 L.Savadori (ITA)	20.100
10	35 R.De Rosa (ITA)	22.311
11	27 J.Dixon (GBR)	23.259
12	6 S.Bradl (GER)	28.126
13	84 R.Russo (ITA)	34.056
14	37 O.Jezek (CZE)	34.810
15	86 A.Badovini (ITA)	41.813

Lap 12

1	1 J.Rea (GBR)	
2	66 T.Sykes (GBR)	3.343
3	60 M.van der Mark (NED)	7.269
4	22 A.Lowes (GBR)	10.046
5	7 C.Davies (GBR)	10.286
6	2 L.Camier (GBR)	13.937
7	12 X.Forés (ESP)	14.982

8	32 L.Savadori (ITA)	21.856
9	40 R.Ramos (ESP)	22.069
10	35 R.De Rosa (ITA)	25.014
11	27 J.Dixon (GBR)	25.433
12	6 S.Bradl (GER)	30.807
13	84 R.Russo (ITA)	37.153
14	37 O.Jezek (CZE)	37.818
15	86 A.Badovini (ITA)	46.206

Lap 13

1	1 J.Rea (GBR)	
2	66 T.Sykes (GBR)	3.084
3	60 M.van der Mark (NED)	7.950
4	22 A.Lowes (GBR)	10.746
5	7 C.Davies (GBR)	11.070
6	2 L.Camier (GBR)	14.921
7	12 X.Forés (ESP)	16.024
8	32 L.Savadori (ITA)	23.124
9	40 R.Ramos (ESP)	23.561
10	35 R.De Rosa (ITA)	27.527
11	27 J.Dixon (GBR)	27.945
12	6 S.Bradl (GER)	33.384
13	84 R.Russo (ITA)	40.116
14	37 O.Jezek (CZE)	41.076
15	86 A.Badovini (ITA)	50.259

Lap 14

1	1 J.Rea (GBR)	
2	66 T.Sykes (GBR)	2.533
3	60 M.van der Mark (NED)	8.181
4	22 A.Lowes (GBR)	11.049
5	7 C.Davies (GBR)	11.181
6	2 L.Camier (GBR)	15.518
7	12 X.Forés (ESP)	16.757
8	32 L.Savadori (ITA)	24.187
9	40 R.Ramos (ESP)	24.666
10	27 J.Dixon (GBR)	30.026
11	35 R.De Rosa (ITA)	30.391
12	6 S.Bradl (GER)	35.626
13	84 R.Russo (ITA)	42.613
14	37 O.Jezek (CZE)	44.226
15	86 A.Badovini (ITA)	59.460

Lap 15

1	1 J.Rea (GBR)	
2	66 T.Sykes (GBR)	2.558
3	60 M.van der Mark (NED)	8.882
4	7 C.Davies (GBR)	11.471
5	22 A.Lowes (GBR)	12.218
6	2 L.Camier (GBR)	16.373
7	12 X.Forés (ESP)	17.835
8	40 R.Ramos (ESP)	26.159
9	27 J.Dixon (GBR)	32.707
10	35 R.De Rosa (ITA)	33.042
11	32 L.Savadori (ITA)	37.918
12	6 S.Bradl (GER)	38.217
13	84 R.Russo (ITA)	45.994
14	37 O.Jezek (CZE)	47.862
15	86 A.Badovini (ITA)	

Lap 16

1	1 J.Rea (GBR)	
2	66 T.Sykes (GBR)	2.538
3	60 M.van der Mark (NED)	9.566
4	7 C.Davies (GBR)	11.845
5	22 A.Lowes (GBR)	12.949
6	2 L.Camier (GBR)	17.542
7	12 X.Forés (ESP)	19.179
8	40 R.Ramos (ESP)	28.007
9	27 J.Dixon (GBR)	35.384
10	35 R.De Rosa (ITA)	35.728
11	6 S.Bradl (GER)	41.044
12	84 R.Russo (ITA)	49.679
13	37 O.Jezek (CZE)	51.456

28/05/2017

These data/results cannot be reproduced, stored and/or transmitted in whole or in part by any manner of electronic, mechanical, photocopying, recording, broadcasting or otherwise now known or herein after developed without the previous express consent by the copyright owner, except for reproduction in daily press and regular printed publications on sale to the public within 60 days of the event related to those data/results and always provided that copyright symbol appears together as follows below.

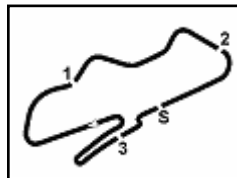
© DORNA WSBK ORGANIZATION Srl 2017

FCR PERUGIA TIMING


Official Tyre Supplier



Official Timekeeper



Donington Park 4.023 m

3 / 4

UK Round, 26-27-28 May 2017
World Superbike - Lap Chart Race 2

 14 **86 A.Badovini (ITA)**

 10 **35 R.De Rosa (ITA)** 46.806

 11 **6 S.Bradl (GER)** 53.692

 12 **84 R.Russo (ITA)** 1'05.543

 13 **37 O.Jezek (CZE)** 1'10.047

Lap 17

1	1 J.Rea (GBR)	
2	66 T.Sykes (GBR)	2.206
3	60 M.van der Mark (NED)	10.047
4	7 C.Davies (GBR)	11.978
5	22 A.Lowes (GBR)	13.294
6	2 L.Camier (GBR)	18.330
7	12 X.Forés (ESP)	20.216
8	40 R.Ramos (ESP)	29.970
9	27 J.Dixon (GBR)	37.848
10	35 R.De Rosa (ITA)	38.142
11	6 S.Bradl (GER)	43.458
12	84 R.Russo (ITA)	53.055
13	37 O.Jezek (CZE)	54.980
14	86 A.Badovini (ITA)	

Lap 22

1	1 J.Rea (GBR)	
2	66 T.Sykes (GBR)	1.166
3	7 C.Davies (GBR)	12.477
4	60 M.van der Mark (NED)	12.569
5	22 A.Lowes (GBR)	17.417
6	2 L.Camier (GBR)	22.849
7	12 X.Forés (ESP)	27.393
8	40 R.Ramos (ESP)	41.443
9	27 J.Dixon (GBR)	48.700
10	35 R.De Rosa (ITA)	49.361
11	6 S.Bradl (GER)	56.598
12	84 R.Russo (ITA)	1'09.313
13	37 O.Jezek (CZE)	1'14.914

Lap 18

1	1 J.Rea (GBR)	
2	66 T.Sykes (GBR)	1.943
3	60 M.van der Mark (NED)	10.487
4	7 C.Davies (GBR)	12.238
5	22 A.Lowes (GBR)	13.933
6	2 L.Camier (GBR)	19.110
7	12 X.Forés (ESP)	21.969
8	40 R.Ramos (ESP)	32.726
9	27 J.Dixon (GBR)	40.112
10	35 R.De Rosa (ITA)	40.413
11	6 S.Bradl (GER)	46.129
12	84 R.Russo (ITA)	56.354
13	37 O.Jezek (CZE)	58.932
14	86 A.Badovini (ITA)	

Lap 23

1	1 J.Rea (GBR)	
2	66 T.Sykes (GBR)	1.601
3	7 C.Davies (GBR)	12.200
4	60 M.van der Mark (NED)	12.984
5	22 A.Lowes (GBR)	18.953
6	2 L.Camier (GBR)	23.971
7	12 X.Forés (ESP)	29.892
8	40 R.Ramos (ESP)	44.742
9	27 J.Dixon (GBR)	50.622
10	35 R.De Rosa (ITA)	51.749
11	6 S.Bradl (GER)	59.459
12	84 R.Russo (ITA)	1'12.794
13	37 O.Jezek (CZE)	1'22.719

Lap 19

1	1 J.Rea (GBR)	
2	66 T.Sykes (GBR)	1.874
3	60 M.van der Mark (NED)	11.074
4	7 C.Davies (GBR)	12.189
5	22 A.Lowes (GBR)	14.560
6	2 L.Camier (GBR)	19.679
7	12 X.Forés (ESP)	23.201
8	40 R.Ramos (ESP)	34.927
9	27 J.Dixon (GBR)	42.163
10	35 R.De Rosa (ITA)	42.602
11	6 S.Bradl (GER)	48.853
12	84 R.Russo (ITA)	59.608
13	37 O.Jezek (CZE)	1'02.271

Lap 20

1	1 J.Rea (GBR)	
2	66 T.Sykes (GBR)	1.442
3	60 M.van der Mark (NED)	11.180
4	7 C.Davies (GBR)	11.940
5	22 A.Lowes (GBR)	14.897
6	2 L.Camier (GBR)	20.229
7	12 X.Forés (ESP)	24.324
8	40 R.Ramos (ESP)	36.434
9	27 J.Dixon (GBR)	44.201
10	35 R.De Rosa (ITA)	44.472
11	6 S.Bradl (GER)	51.203
12	84 R.Russo (ITA)	1'02.038
13	37 O.Jezek (CZE)	1'05.828

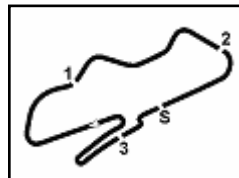
Lap 21

1	1 J.Rea (GBR)	
2	66 T.Sykes (GBR)	1.114
3	60 M.van der Mark (NED)	11.686
4	7 C.Davies (GBR)	11.920
5	22 A.Lowes (GBR)	15.913
6	2 L.Camier (GBR)	21.354
7	12 X.Forés (ESP)	25.840
8	40 R.Ramos (ESP)	38.716
9	27 J.Dixon (GBR)	46.504

28/05/2017

These data/results cannot be reproduced, stored and/or transmitted in whole or in part by any manner of electronic, mechanical, photocopying, recording, broadcasting or otherwise now known or herein after developed without the previous express consent by the copyright owner, except for reproduction in daily press and regular printed publications on sale to the public within 60 days of the event related to those data/results and always provided that copyright symbol appears together as follows below.

© DORNA WSBK ORGANIZATION Srl 2017



Donington Park 4.023 m

UK Round, 26-27-28 May 2017
World Superbike - Lap Chart Race 2

28/05/2017

These data/results cannot be reproduced, stored and/or transmitted in whole or in part by any manner of electronic, mechanical, photocopying, recording, broadcasting or otherwise now known or herein after developed without the previous express consent by the copyright owner, except for reproduction in daily press and regular printed publications on sale to the public within 60 days of the event related to those data/results and always provided that copyright symbol appears together as follows below.

© DORNA WSBK ORGANIZATION Srl 2017

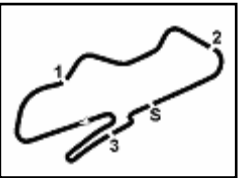
FICR PERUGIA TIMING



Official Tyre Supplier



Official Timekeeper



UK Round, 26-27-28 May 2017 World Superbike - Best Sector & Speed Race 2

RESULTS

1	1 J. REA	Kawasaki ZX-10RR	Laps 23
2	66 T. SYKES	Kawasaki ZX-10RR	1.601
3	7 C. DAVIES	Ducati Panigale R	12.200
4	60 M. VAN DER MARK	Yamaha YZF R1	12.984
5	22 A. LOWES	Yamaha YZF R1	18.953
6	2 L. CAMIER	MV Austa 1000 F4	23.971
7	12 X. FORÉS	Ducati Panigale R	29.892
8	40 R. RAMOS	Kawasaki ZX-10RR	44.742
9	27 J. DIXON	Kawasaki ZX-10RR	50.622
10	35 R. DE ROSA	BMW S 1000 RR	51.749
11	6 S. BRADL	Honda CBR1000RR	59.459
12	84 R. RUSSO	Yamaha YZF R1	1'12.794
13	37 O. JEZEK	Kawasaki ZX-10RR	1'22.719
14	86 A. BADOVINI	Kawasaki ZX-10RR	5 Laps
RET	32 L. SAVADORI	Aorilia RSV4 RF	8 Laps
RET	33 M. MELANDRI	Ducati Panigale R	15 Laps
RET	36 L. MERCADO	Aorilia RSV4 RF	15 Laps
RET	81 J. TORRES	BMW S 1000 RR	18 Laps
RET	50 E. LAVERTY	Aorilia RSV4 RF	20 Laps
RET	15 A. DE ANGELIS	Kawasaki ZX-10RR	21 Laps
RET	91 L. HASLAM	Kawasaki ZX-10RR	22 Laps
RET	88 R. KRUMMENACHER	Kawasaki ZX-10RR	

SPEED

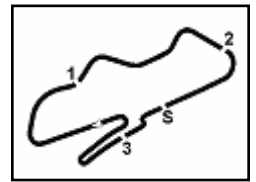
1	7 C. DAVIES	Ducati Panigale R	272.7
2	22 A. LOWES	Yamaha YZF R1	270.7
3	66 T. SYKES	Kawasaki ZX-10RR	270.0
4	33 M. MELANDRI	Ducati Panigale R	270.0
5	81 J. TORRES	BMW S 1000 RR	267.3
6	32 L. SAVADORI	Aorilia RSV4 RF	266.7
7	50 E. LAVERTY	Aorilia RSV4 RF	266.7
8	35 R. DE ROSA	BMW S 1000 RR	266.7
9	1 J. REA	Kawasaki ZX-10RR	266.0
10	36 L. MERCADO	Aorilia RSV4 RF	266.0
11	60 M. VAN DER MARK	Yamaha YZF R1	265.4
12	12 X. FORÉS	Ducati Panigale R	265.4
13	6 S. BRADL	Honda CBR1000RR	264.7
14	2 L. CAMIER	MV Austa 1000 F4	264.1
15	15 A. DE ANGELIS	Kawasaki ZX-10RR	262.1
16	40 R. RAMOS	Kawasaki ZX-10RR	262.1
17	91 L. HASLAM	Kawasaki ZX-10RR	262.1
18	27 J. DIXON	Kawasaki ZX-10RR	261.5
19	37 O. JEZEK	Kawasaki ZX-10RR	260.2
20	86 A. BADOVINI	Kawasaki ZX-10RR	259.0
21	84 R. RUSSO	Yamaha YZF R1	255.3

SEG. 1		SEG. 2		SEG. 3		SEG. 4		SEG. 5						
1	1 J. REA	18.705	1	1 J. REA	23.968	1	50 E. LAVERTY	11.288	1	7 C. DAVIES	10.530	1	7 C. DAVIES	22.759
2	66 T. SYKES	18.772	2	66 T. SYKES	24.030	2	7 C. DAVIES	11.302	2	66 T. SYKES	10.556	2	66 T. SYKES	22.795
3	7 C. DAVIES	18.841	3	7 C. DAVIES	24.090	3	66 T. SYKES	11.303	3	1 J. REA	10.626	3	1 J. REA	22.890
4	22 A. LOWES	18.901	4	33 M. MELANDRI	24.101	4	81 J. TORRES	11.308	4	60 M. VAN DER MAR	10.628	4	33 M. MELANDRI	23.076
5	33 M. MELANDRI	18.915	5	22 A. LOWES	24.113	5	33 M. MELANDRI	11.350	5	2 L. CAMIER	10.633	5	60 M. VAN DER MAR	23.080
6	60 M. VAN DER MAR	18.918	6	50 E. LAVERTY	24.119	6	1 J. REA	11.354	6	22 A. LOWES	10.673	6	2 L. CAMIER	23.105
7	36 L. MERCADO	18.973	7	60 M. VAN DER MAR	24.151	7	60 M. VAN DER MAR	11.355	7	32 L. SAVADORI	10.697	7	22 A. LOWES	23.152
8	91 L. HASLAM	18.994	8	2 L. CAMIER	24.191	8	91 L. HASLAM	11.358	8	36 L. MERCADO	10.711	8	12 X. FORÉS	23.166
9	2 L. CAMIER	19.024	9	12 X. FORÉS	24.239	9	22 A. LOWES	11.370	9	33 M. MELANDRI	10.712	9	40 R. RAMOS	23.253
10	15 A. DE ANGELIS	19.036	10	32 L. SAVADORI	24.242	10	36 L. MERCADO	11.406	10	12 X. FORÉS	10.735	10	32 L. SAVADORI	23.256
11	81 J. TORRES	19.053	11	35 R. DE ROSA	24.258	11	12 X. FORÉS	11.417	11	81 J. TORRES	10.740	11	36 L. MERCADO	23.319
12	12 X. FORÉS	19.054	12	91 L. HASLAM	24.264	12	32 L. SAVADORI	11.424	12	40 R. RAMOS	10.802	12	35 R. DE ROSA	23.368
13	32 L. SAVADORI	19.080	13	36 L. MERCADO	24.267	13	15 A. DE ANGELIS	11.446	13	35 R. DE ROSA	10.833	13	81 J. TORRES	23.371
14	50 E. LAVERTY	19.095	14	40 R. RAMOS	24.304	14	40 R. RAMOS	11.452	14	37 O. JEZEK	10.867	14	6 S. BRADL	23.400
15	35 R. DE ROSA	19.107	15	15 A. DE ANGELIS	24.308	15	84 R. RUSSO	11.455	15	27 J. DIXON	10.893	15	91 L. HASLAM	23.509
16	27 J. DIXON	19.116	16	81 J. TORRES	24.341	16	35 R. DE ROSA	11.474	16	6 S. BRADL	10.904	16	84 R. RUSSO	23.521
17	40 R. RAMOS	19.173	17	27 J. DIXON	24.354	17	2 L. CAMIER	11.498	17	50 E. LAVERTY	10.938	17	27 J. DIXON	23.565
18	37 O. JEZEK	19.243	18	84 R. RUSSO	24.504	18	6 S. BRADL	11.527	18	91 L. HASLAM	10.975	18	50 E. LAVERTY	23.587
19	6 S. BRADL	19.252	19	6 S. BRADL	24.613	19	27 J. DIXON	11.557	19	15 A. DE ANGELIS	10.997	19	37 O. JEZEK	23.670
20	84 R. RUSSO	19.356	20	37 O. JEZEK	24.736	20	37 O. JEZEK	11.601	20	84 R. RUSSO	11.019	20	15 A. DE ANGELIS	23.749
21	86 A. BADOVINI	19.524	21	86 A. BADOVINI	24.744	21	86 A. BADOVINI	11.618	21	86 A. BADOVINI	11.136	21	86 A. BADOVINI	23.831

28/05/2017

These data/results cannot be reproduced, stored and/or transmitted in whole or in part by any manner of electronic, mechanical, photocopying, recording, broadcasting or otherwise now known or herein after developed without the previous express consent by the copyright owner, except for reproduction in daily press and regular printed publications on sale to the public within 60 days of the event related to those data/results and always provided that copyright symbol appears together as follows below.

© DORNA WSBK ORGANIZATION Srl 2017



Donington Park 4.023 m

UK Round, 26-27-28 May 2017

World Superbike - Chronological Analysis Race 2

Start at 15:00'00.883

1 / 3

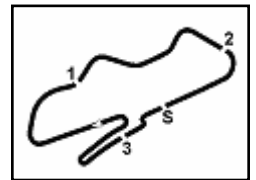
1 J. REA (1'27.863)									
Lap	Seg. 1	Seg. 2	Seg. 3	Seg. 4	Seg. 5	Lap Time	km/h	Local Time	
1					23.138	1'32.469		15:01'33.352	
2	18.773	24.050	11.379	10.695	22.966	1'27.863	262.1	15:03'01.215	
3	18.824	24.084	11.426	10.732	23.117	1'28.183	260.2	15:04'29.398	
4	18.845	24.184	11.452	10.790	23.130	1'28.401	261.5	15:05'57.799	
5	18.928	24.188	11.422	10.801	23.088	1'28.427	262.8	15:07'26.226	
6	18.824	24.175	11.421	10.810	23.106	1'28.336	263.4	15:08'54.562	
7	18.910	24.186	11.354	10.721	22.928	1'28.099	262.1	15:10'22.661	
8	18.920	24.213	11.447	10.698	22.992	1'28.270	262.1	15:11'50.931	
9	18.900	23.968	11.416	10.686	23.042	1'28.012	262.8	15:13'18.943	
10	18.891	24.124	11.466	10.970	23.013	1'28.464	262.1	15:14'47.407	
11	18.920	24.222	11.492	10.805	23.068	1'28.507	260.9	15:16'15.914	
12	18.883	24.091	11.439	10.689	22.939	1'28.041	263.4	15:17'43.955	
13	18.808	24.070	11.470	10.709	23.055	1'28.112	264.1	15:19'12.067	
14	18.847	24.253	11.445	10.667	23.230	1'28.442	262.1	15:20'40.509	
15	18.799	24.177	11.425	10.644	22.890	1'27.935	262.1	15:22'08.444	
16	18.843	24.074	11.389	10.630	22.928	1'27.864	262.8	15:23'36.308	
17	18.899	24.188	11.468	10.655	22.992	1'28.202	262.1	15:25'04.510	
18	18.805	24.157	11.417	10.737	22.962	1'28.078	264.7	15:26'32.588	
19	18.825	24.180	11.474	10.693	23.004	1'28.176	263.4	15:28'00.764	
20	18.886	24.266	11.480	10.677	23.208	1'28.517	264.1	15:29'29.281	
21	18.967	24.190	11.428	10.656	23.007	1'28.248	264.7	15:30'57.529	
22	18.705	24.197	11.402	10.626	23.068	1'27.998	266.0	15:32'25.527	
23	18.933	24.223	11.485	10.669	23.184	1'28.494	262.8	15:33'54.021	

60 M. VAN DER MARK (1'28.518)									
Lap	Seg. 1	Seg. 2	Seg. 3	Seg. 4	Seg. 5	Lap Time	km/h	Local Time	
1						23.554		1'33.009	15:01'33.892
2	18.957	24.288	11.366	10.836	23.351	1'28.798	264.7	15:03'02.690	
3	18.945	24.151	11.447	10.797	23.420	1'28.760	261.5	15:04'31.450	
4	18.926	24.282	11.418	10.838	23.363	1'28.827	260.2	15:06'00.277	
5	19.056	24.230	11.447	10.777	23.184	1'28.694	262.8	15:07'28.971	
6	19.024	24.369	11.415	10.750	23.349	1'28.907	263.4	15:08'57.878	
7	18.982	24.699	11.355	11.025	23.169	1'29.230	265.4	15:10'27.108	
8	18.971	24.354	11.446	10.765	23.433	1'28.969	262.8	15:11'56.077	
9	18.985	24.256	11.459	10.837	23.283	1'28.820	260.9	15:13'24.897	
10	19.017	24.354	11.435	10.846	23.255	1'28.907	262.1	15:14'53.804	
11	18.998	24.287	11.466	10.822	23.188	1'28.761	262.1	15:16'22.565	
12	18.968	24.289	11.478	10.765	23.159	1'28.659	262.1	15:17'51.224	
13	18.962	24.390	11.435	10.775	23.231	1'28.793	262.1	15:19'20.017	
14	19.058	24.278	11.426	10.693	23.218	1'28.673	259.6	15:20'48.690	
15	18.991	24.287	11.465	10.667	23.226	1'28.636	260.9	15:22'17.326	
16	19.013	24.245	11.435	10.674	23.181	1'28.548	261.5	15:23'45.874	
17	18.968	24.443	11.432	10.680	23.160	1'28.683	262.1	15:25'14.557	
18	18.964	24.288	11.491	10.695	23.080	1'28.518	261.5	15:26'43.075	
19	19.141	24.387	11.458	10.669	23.108	1'28.763	262.1	15:28'11.838	
20	19.001	24.260	11.452	10.692	23.218	1'28.623	260.2	15:29'40.461	
21	19.125	24.374	11.505	10.628	23.122	1'28.754	259.6	15:31'09.215	
22	18.949	24.387	11.481	10.694	23.370	1'28.881	262.8	15:32'38.096	
23	18.918	24.526	11.439	10.768	23.258	1'28.909	259.6	15:34'07.005	

66 T. SYKES (1'27.815)									
Lap	Seg. 1	Seg. 2	Seg. 3	Seg. 4	Seg. 5	Lap Time	km/h	Local Time	
1					23.815	1'33.878		15:01'34.761	
2	19.070	24.261	11.330	10.912	23.750	1'29.323	268.0	15:03'04.084	
3	19.157	24.369	11.303	10.866	23.488	1'28.743	269.3	15:04'32.827	
4	18.903	24.214	11.378	10.771	23.243	1'28.509	268.7	15:06'01.336	
5	18.874	24.147	11.353	10.757	22.937	1'28.068	270.0	15:07'29.404	
6	18.970	24.157	11.414	10.694	23.418	1'28.653	266.0	15:08'58.057	
7	19.053	24.325	11.310	10.805	22.923	1'28.416	266.7	15:10'26.473	
8	18.872	24.147	11.389	10.763	22.951	1'28.122	266.0	15:11'54.595	
9	18.922	24.030	11.407	10.695	23.371	1'28.425	265.4	15:13'23.020	
10	18.864	24.194	11.403	10.945	23.025	1'28.431	266.7	15:14'51.451	
11	18.855	24.144	11.413	10.621	22.902	1'27.935	264.1	15:16'19.386	
12	18.826	24.043	11.455	10.638	22.950	1'27.912	266.0	15:17'47.298	
13	18.810	24.114	11.428	10.575	22.926	1'27.853	265.4	15:19'15.151	
14	18.827	24.100	11.378	10.602	22.984	1'27.891	266.0	15:20'43.042	
15	18.872	24.158	11.426	10.580	22.824	1'27.960	264.7	15:22'11.002	
16	18.835	24.068	11.435	10.586	22.920	1'27.844	265.4	15:23'38.846	
17	18.880	24.140	11.369	10.587	22.894	1'27.870	265.4	15:25'06.716	
18	18.834	24.131	11.406	10.649	22.795	1'27.815	264.7	15:26'34.531	
19	18.772	24.101	11.573	10.697	22.964	1'28.107	267.3	15:28'02.638	
20	18.847	24.230	11.447	10.637	22.924	1'28.085	264.7	15:29'30.723	
21	18.797	24.111	11.472	10.698	22.842	1'27.920	266.0	15:30'58.643	
22	18.830	24.170	11.458	10.556	23.036	1'28.050	266.7	15:32'26.693	
23	19.199	24.457	11.496	10.685	23.092	1'28.929	265.4	15:33'55.622	

22 A. LOWES (1'28.547)									
Lap	Seg. 1	Seg. 2	Seg. 3	Seg. 4	Seg. 5	Lap Time	km/h	Local Time	
1						23.984		1'33.805	15:01'34.688
2	19.424	24.298	11.396	10.833	23.658	1'29.609	264.7	15:03'04.297	
3	19.325	24.254	11.436	10.834	23.499	1'29.348	264.7	15:04'33.645	
4	18.901	24.223	11.401	10.843	23.528	1'28.896	264.7	15:06'02.541	
5	19.002	24.220	11.430	10.822	23.367	1'28.841	264.7	15:07'31.382	
6	19.074	24.465	11.425	10.753	23.313	1'29.030	264.7	15:09'00.412	
7	18.958	24.374	11.370	11.000	23.459	1'29.161	270.7	15:10'29.573	
8	19.062	24.290	11.398	10.753	23.382	1'28.885	267.3	15:11'58.458	
9	19.089	24.268	11.445	10.785	23.266	1'28.853	262.1	15:13'27.311	
10	19.202	24.225	11.480	10.798	23.209	1'28.914	262.1	15:14'56.225	
11	19.061	24.214	11.508	10.887	23.336	1'29.006	260.2	15:16'25.231	
12	19.150	24.113	11.507	10.792	23.208	1'28.770	262.1	15:17'54.001	
13	19.126	24.176	11.469	10.817	23.224	1'28.812	262.8	15:19'22.813	
14	19.068	24.200	11.442	10.805	23.230	1'28.745	261.5	15:20'51.558	
15	19.460	24.328	11.463	10.701	23.152	1'29.104	262.8	15:22'20.662	
16	19.046	24.163	11.459	10.699	23.228	1'28.595	262.8	15:23'49.257	
17	19.019	24.157	11.412	10.673	23.286	1'28.547	265.4	15:25'17.804	
18	19.024	24.173	11.484	10.835	23.201	1'28.717	262.1	15:26'46.521	
19	18.949	24.185	11.511	10.843	23.315	1'28.803	260.9	15:28'15.324	
20	19.028	24.275	11.514	10.800	23.237	1'28.854	261.5	15:29'44.178	
21	19.079	24.398	11.580	10.862	23.345	1'29.264	260.9	15:31'13.442	
22	19.293	24.466	11.566	10.842	23.335	1'29.502	260.2	15:32'42.944	
23	19.330	24.611	11.576	10.937	23.576	1'30.030	259.6	15:34'12.974	

7 C. DAVIES (1'28.127)									
Lap	Seg. 1	Seg. 2	Seg. 3	Seg. 4	Seg. 5	Lap Time	km/h	Local Time	
1					23.947	1'33.552		15:01'34.435	
2	19.015	24.090	11.302	10.882	25.700	1'30.989	270.7	15:03'05.424	
3	21.614								



Donington Park 4.023 m

UK Round, 26-27-28 May 2017

World Superbike - Chronological Analysis Race 2

Start at 15:00'00.883

2 / 3

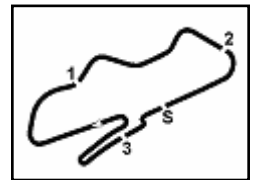
12 X. FORÉS (1'29.013)									
Lap	Seg. 1	Seg. 2	Seg. 3	Seg. 4	Seg. 5	Lap Time	km/h	Local Time	
1				10.984	23.698	1'34.249		15:01'35.132	
2	19.358	24.404	11.417	10.826	23.517	1'29.522	265.4	15:03'04.654	
3	19.510	24.380	11.445	10.832	23.582	1'29.749	264.1	15:04'34.403	
4	19.240	24.347	11.619	10.846	23.304	1'29.356	263.4	15:06'03.759	
5	19.136	24.239	11.525	10.841	23.304	1'29.045	263.4	15:07'32.804	
6	19.213	24.332	11.496	10.777	23.322	1'29.140	263.4	15:09'01.944	
7	19.165	24.364	11.477	10.965	23.589	1'29.560	262.8	15:10'31.504	
8	19.118	24.370	11.539	10.735	23.387	1'29.149	263.4	15:12'00.653	
9	19.099	24.298	11.545	11.851	23.495	1'30.288	262.8	15:13'30.941	
10	19.083	24.531	11.566	11.011	23.357	1'29.548	260.9	15:15'00.489	
11	19.161	24.289	11.609	10.865	23.258	1'29.182	260.9	15:16'29.671	
12	19.800	24.357	11.578	10.788	23.363	1'29.266	261.5	15:17'58.937	
13	19.139	24.281	11.555	10.862	23.317	1'29.154	259.6	15:19'28.091	
14	19.107	24.358	11.538	10.786	23.386	1'29.175	262.1	15:20'57.266	
15	19.120	24.360	11.577	10.790	23.166	1'29.013	260.9	15:22'26.279	
16	19.097	24.440	11.555	10.841	23.275	1'29.208	262.1	15:23'55.487	
17	19.054	24.494	11.583	10.819	23.289	1'29.239	261.5	15:25'24.726	
18	19.169	24.614	11.628	10.862	23.558	1'29.831	260.9	15:26'54.557	
19	19.210	24.370	11.714	10.823	23.291	1'29.408	261.5	15:28'23.965	
20	19.188	24.571	11.608	10.887	23.386	1'29.640	260.9	15:29'53.605	
21	19.221	24.648	11.655	10.985	23.255	1'29.764	260.2	15:31'23.369	
22	19.094	24.489	11.623	10.957	23.388	1'29.551	259.0	15:32'52.920	
23	19.282	24.702	11.747	11.139	24.123	1'30.993	259.0	15:34'23.913	

35 R. DE ROSA (1'29.057)										
Lap	Seg. 1	Seg. 2	Seg. 3	Seg. 4	Seg. 5	Lap Time	km/h	Local Time		
1						11.062	23.975	1'35.637	263.4	15:01'36.520
2	19.280	24.545	11.582	10.893	23.739	1'30.039	263.4	15:03'06.559		
3	19.107	24.258	11.484	10.840	23.368	1'29.057	264.1	15:04'35.616		
4	19.110	24.346	11.519	10.833	23.776	1'29.584	266.7	15:06'05.200		
5	19.348	24.520	11.582	11.077	23.586	1'30.113	264.7	15:07'35.313		
6	19.389	24.619	11.539	12.085	23.830	1'31.462	262.8	15:09'06.775		
7	19.238	24.592	11.480	11.128	23.643	1'30.081	260.2	15:10'36.856		
8	19.336	24.611	11.542	10.918	23.608	1'30.015	260.2	15:12'06.871		
9	19.343	24.570	11.474	11.198	24.051	1'30.636	262.1	15:13'37.507		
10	19.161	24.590	11.526	10.954	23.823	1'30.054	264.7	15:15'07.561		
11	19.420	24.694	11.652	11.095	23.803	1'30.664	257.1	15:16'38.325		
12	19.460	24.757	11.609	11.068	23.850	1'30.744	260.9	15:18'08.969		
13	19.520	24.810	11.640	10.920	23.735	1'30.625	262.8	15:19'39.594		
14	19.486	25.279	11.517	11.141	23.883	1'31.306	264.7	15:21'10.900		
15	19.330	24.715	11.528	11.045	23.968	1'30.586	263.4	15:22'41.486		
16	19.386	24.670	11.523	11.040	23.931	1'30.550	264.1	15:24'12.036		
17	19.278	24.775	11.531	11.149	23.883	1'30.616	260.9	15:25'42.652		
18	19.235	24.689	11.488	11.085	23.852	1'30.349	260.2	15:27'13.001		
19	19.280	24.671	11.533	11.033	23.848	1'30.365	259.0	15:28'43.366		
20	19.325	24.695	11.572	10.958	23.837	1'30.387	260.9	15:30'13.753		
21	19.327	24.784	11.543	11.055	23.873	1'30.582	261.5	15:31'44.335		
22	19.296	24.737	11.562	11.064	23.894	1'30.553	264.1	15:33'14.888		
23	19.311	24.883	11.563	11.083	24.042	1'30.882	263.4	15:34'45.770		

40 R. RAMOS (1'29.311)									
Lap	Seg. 1	Seg. 2	Seg. 3	Seg. 4	Seg. 5	Lap Time	km/h	Local Time	
1				10.957	23.722	1'35.139	262.1	15:01'36.022	
2	19.183	24.450	11.511	10.882	23.533	1'29.559	255.9	15:03'05.581	
3	19.207	24.304	11.452	10.875	23.473	1'29.311	258.4	15:04'34.892	
4	19.225	24.465	11.488	10.815	23.545	1'29.538	259.6	15:06'04.430	
5	19.241	24.576	11.534	11.001	23.403	1'29.555	259.0	15:07'34.185	
6	19.273	24.572	11.546	12.858	23.498	1'31.747	258.4	15:09'05.932	
7	19.320	24.753	11.552	10.977	23.330	1'29.932	254.7	15:10'35.864	
8	19.224	24.521	11.639	10.891	23.440	1'29.715	251.7	15:12'05.579	
9	19.239	24.588	11.661	11.209	23.414	1'30.111	250.6	15:13'35.690	
10	19.286	24.753	11.597	10.990	23.328	1'29.954	251.7	15:15'05.644	
11	19.190	24.578	11.864	10.890	23.589	1'30.111	250.0	15:16'35.755	
12	19.173	24.595	11.633	10.970	23.898	1'30.269	254.1	15:18'06.024	
13	19.345	24.639	11.524	10.802	23.294	1'29.604	255.3	15:19'35.628	
14	19.273	24.640	11.518	10.840	23.276	1'29.547	254.1	15:21'05.175	
15	19.234	24.455	11.594	10.841	23.304	1'29.428	258.4	15:22'34.603	
16	19.304	24.664	11.624	10.867	23.253	1'29.712	254.1	15:24'04.315	
17	19.377	24.765	11.638	10.850	23.535	1'30.165	254.7	15:25'34.480	
18	19.316	25.378	11.667	10.956	23.517	1'30.834	252.3	15:27'05.314	
19	19.451	24.850	11.792	10.886	23.398	1'30.377	248.8	15:28'35.691	
20	19.376	24.773	11.635	10.884	23.356	1'30.024	253.5	15:30'05.715	
21	19.521	24.922	11.708	10.884	23.495	1'30.520	252.3	15:31'36.245	
22	19.417	24.918	11.679	11.055	23.656	1'30.725	259.0	15:33'06.970	
23	19.740	25.158	11.695	11.083	24.117	1'31.793	252.3	15:34'38.763	

6 S. BRADL (1'30.201)										
Lap	Seg. 1	Seg. 2	Seg. 3	Seg. 4	Seg. 5	Lap Time	km/h	Local Time		
1						11.014	23.771	1'37.545	261.5	15:01'38.428
2	19.502	24.613	11.642	11.019	23.769	1'30.545	259.6	15:03'08.973		
3	19.598	24.960	11.575	10.904	23.538	1'30.575	262.8	15:04'39.548		
4	19.252	24.628	11.604	10.941	23.980	1'30.405	263.4	15:06'09.953		
5	19.526	24.995	11.527	10.984	23.891	1'30.923	264.7	15:07'40.876		
6	19.360	24.681	11.547	11.612	23.499	1'30.699	260.9	15:09'11.975		
7	19.357	24.835	11.583	11.164	23.400	1'30.339	260.2	15:10'41.514		
8	19.294	24.743	11.659	11.004	23.501	1'30.201	258.4	15:12'12.115		
9	19.415	24.719	11.677	11.250	23.488	1'30.549	256.5	15:13'42.864		
10	19.317	24.715	11.721	11.310	23.697	1'30.760	257.1	15:15'13.424		
11	19.375	24.905	11.734	11.085	23.517	1'30.616	257.1	15:16'44.400		
12	19.398	24.904	11.720	11.122	23.578	1'30.722	257.8	15:18'14.762		
13	19.517	24.906	11.687	11.070	23.509	1'30.689	259.0	15:19'45.451		
14	19.457	24.902	11.755	10.968	23.602	1'30.684	256.5	15:21'16.135		
15	19.470	24.826	11.643	11.013	23.574	1'30.526	258.4	15:22'46.661		
16	19.499	24.945	11.701	11.033	23.613	1'30.691	259.0	15:24'17.352		
17	19.400	24.948	11.644	10.915	23.709	1'30.616	257.8	15:25'47.968		
18	19.438	24.967	11.678	11.037	23.629	1'30.749	259.0	15:27'18.717		
19	19.487	25.155	11.685	10.983	23.590	1'30.900	257.8	15:28'49.617		
20	19.594	24.908	11.747	11.002	23.616	1'30.867	257.1	15:30'20.484		
21	19.487	24.910	11.664	10.949	23.727	1'30.737	257.8	15:31'51.221		
22	19.483	25.120	11.659	11.032	23.610	1'30.904	259.0	15:33'22.125		
23	19.577	25.168	11.712	11.136	23.762	1'31.355	259.0	15:34'53.480		

27 J. DIXON (1'29.909)									
Lap	Seg. 1	Seg. 2	Seg. 3	Seg. 4	Seg. 5	Lap Time	km/h	Local Time	
1				11.087	23.845	1'35.069	260.9	15:01'35.952	
2	19.421	25.113	11.833	11.118	23.647	1'31.132	260.2	15:03'07.084	
3	19.230	24.354	11.933	10.908	23.604	1'30.029	255.9	15:04'37.113	
4	19.120	24.647	11.684	10.893	23.565	1'29.909	259.0	15:06'07.022	
5	19.184	24.593	11.733	10.954	23.588</				



UK Round, 26-27-28 May 2017 World Superbike - Chronological Analysis Race 2

Donington Park 4.023 m

Start at 15:00'00.883

3 / 3

37 O. JEZEK (1'30.590)

Lap	Seg. 1	Seg. 2	Seg. 3	Seg. 4	Seg. 5	Lap Time	km/h	Local Time
1				10.961	23.957	1'36.169	259.6	15:01'37.052
2	19.316	24.802	11.648	11.065	23.797	1'30.628	258.4	15:03'07.680
3	19.588	24.736	11.712	10.891	23.947	1'30.874	254.1	15:04'38.554
4	19.682	24.979	11.601	10.990	24.026	1'31.278	260.2	15:06'09.832
5	19.529	24.955	11.613	11.108	23.670	1'30.875	255.3	15:07'40.707
6	19.376	25.108	11.616	11.501	23.930	1'31.531	260.2	15:09'12.238
7	19.271	24.830	11.751	10.956	23.782	1'30.590	254.7	15:10'42.828
8	19.243	24.937	11.674	10.867	26.983	1'33.704	257.1	15:12'16.532
9	19.583	24.988	11.640	11.450	23.883	1'31.544	254.7	15:13'48.076
10	19.490	25.112	11.647	11.093	24.143	1'31.485	253.5	15:15'19.561
11	19.544	25.047	11.784	10.937	23.851	1'31.163	253.5	15:16'50.724
12	19.449	24.968	11.742	11.013	23.877	1'31.049	249.4	15:18'21.773
13	19.510	25.114	11.781	10.952	24.013	1'31.370	252.3	15:19'53.143
14	19.543	25.156	11.702	11.092	24.099	1'31.592	248.3	15:21'24.735
15	19.477	25.153	11.765	11.077	24.099	1'31.571	252.9	15:22'56.306
16	19.461	25.181	11.698	11.295	23.823	1'31.458	251.7	15:24'27.764
17	19.660	25.141	11.692	11.174	24.059	1'31.726	252.3	15:25'59.490
18	19.771	25.268	11.709	11.214	24.068	1'32.030	248.8	15:27'31.520
19	19.539	25.126	11.802	11.095	23.953	1'31.515	250.6	15:29'03.035
20	19.580	25.384	11.753	11.237	24.120	1'32.074	251.2	15:30'35.109
21	19.662	25.431	11.898	11.108	24.368	1'32.467	250.0	15:32'07.576
22	19.899	25.768	11.832	11.081	24.285	1'32.865	252.3	15:33'40.441
23	20.170	26.109	11.996	11.786	26.238	1'36.299	248.8	15:35'16.740

86 A. BADOVINI (1'30.904)

Lap	Seg. 1	Seg. 2	Seg. 3	Seg. 4	Seg. 5	Lap Time	km/h	Local Time
1				11.300	23.962	1'36.973	243.8	15:01'37.856
2	19.524	24.744	11.618	11.187	23.831	1'30.904	259.0	15:03'08.760
3	19.570	24.808	11.900	11.189	24.147	1'31.614	256.5	15:04'40.374
4	19.707	24.920	11.973	11.254	23.932	1'31.786	256.5	15:06'12.160
5	19.722	25.093	11.771	11.232	23.983	1'31.801	257.1	15:07'43.961
6	19.612	25.114	11.849	11.526	24.166	1'32.267	255.9	15:09'16.228
7	19.734	25.082	11.758	11.326	24.142	1'32.042	255.9	15:10'48.270
8	19.634	25.107	11.718	11.136	23.953	1'31.548	255.3	15:12'19.818
9	20.250	25.354	11.839	11.587	24.024	1'33.054	254.7	15:13'52.872
10	19.820	25.235	11.864	11.530	24.096	1'32.545	251.7	15:15'25.417
11	19.808	25.311	11.899	11.291	24.001	1'32.310	252.9	15:16'57.727
12	19.863	25.158	11.938	11.383	24.092	1'32.434	250.6	15:18'30.161
13	19.759	25.334	11.830	11.207	24.035	1'32.165	255.3	15:20'02.326
14	19.983	25.645	12.005	11.626	28.384	1'37.643 P	250.0	15:21'39.969
15	7'26.085	27.131	12.820	11.646	24.391	8'42.073 P	225.5	15:30'22.042
16	20.065	25.720	11.929	11.472	24.249	1'33.435	250.0	15:31'55.477
17	20.204	25.798	12.018	11.753	24.511	1'34.284	248.3	15:33'29.761
18	20.151	26.244	12.053	11.826	24.665	1'34.939	247.1	15:35'04.700

32 L. SAVADORI (1'29.161)

Lap	Seg. 1	Seg. 2	Seg. 3	Seg. 4	Seg. 5	Lap Time	km/h	Local Time
1				10.987	23.975	1'35.750	266.7	15:01'36.633
2	19.326	24.398	11.497	10.724	26.733	1'32.678	255.9	15:03'09.311
3	19.388	24.548	11.599	10.700	23.484	1'29.719	258.4	15:04'39.030
4	19.314	24.609	11.602	11.104	23.394	1'30.023	256.5	15:06'09.053
5	19.274	24.242	11.643	10.746	23.256	1'29.161	260.9	15:07'38.214
6	19.177	24.337	11.424	12.565	23.430	1'30.933	264.1	15:09'09.147
7	19.140	24.311	11.442	10.965	23.354	1'29.212	261.5	15:10'38.359
8	19.197	24.367	11.434	10.849	23.445	1'29.292	256.5	15:12'07.651
9	19.134	24.265	11.473	11.003	23.413	1'29.288	260.2	15:13'36.939
10	19.163	24.392	11.570	10.736	23.498	1'29.359	259.6	15:15'06.298
11	19.213	24.346	11.606	10.812	23.739	1'29.716	257.8	15:16'36.014
12	19.080	24.612	11.513	10.998	23.594	1'29.797	262.8	15:18'05.811
13	19.315	24.475	11.556	10.697	23.337	1'29.380	257.8	15:19'35.191
14	19.256	24.651	11.499	10.701	23.398	1'29.505	256.5	15:21'04.696
15	19.180	24.462	11.631	10.719	35.674	1'41.666 P	255.3	15:22'46.362

33 M. MELANDRI (1'28.490)

Lap	Seg. 1	Seg. 2	Seg. 3	Seg. 4	Seg. 5	Lap Time	km/h	Local Time
1					23.917	1'33.300 P		15:01'34.183
2	18.940	24.181	11.350	11.004	24.135	1'29.610	268.7	15:03'03.793
3	19.049	24.255	11.500	10.792	23.190	1'28.786	265.4	15:04'32.579
4	19.016	24.184	11.489	10.725	23.076	1'28.490	266.7	15:06'01.069
5	18.915	24.101	11.517	10.834	23.396	1'28.763	268.7	15:07'29.832
6	18.960	24.211	11.447	10.858	23.209	1'28.685	269.3	15:08'58.517
7	19.033	24.269	11.385	11.064	23.127	1'28.878	270.0	15:10'27.395
8	19.144	24.298	11.491	10.712	23.211	1'28.856	268.0	15:11'56.251

36 L. MERCADO (1'28.805)

Lap	Seg. 1	Seg. 2	Seg. 3	Seg. 4	Seg. 5	Lap Time	km/h	Local Time
-----	--------	--------	--------	--------	--------	----------	------	------------

1						23.350	1'32.419	15:01'33.302
2	19.123	24.366	11.423	10.843	24.667	1'30.422	264.7	15:03'03.724
3	19.300	24.420	11.406	10.838	23.588	1'29.552	266.0	15:04'33.276
4	18.973	24.277	11.469	10.772	23.456	1'28.947	264.1	15:06'02.223
5	19.013	24.267	11.472	10.734	23.319	1'28.805	263.4	15:07'31.028
6	18.995	24.422	11.497	10.711	23.339	1'28.964	262.8	15:08'59.992
7	19.123	24.468	11.471	10.803	23.420	1'29.285	264.1	15:10'29.277
8	19.162	24.291	11.515	10.746	23.775	1'29.489	262.8	15:11'58.766

81 J. TORRES (1'29.154)

Lap	Seg. 1	Seg. 2	Seg. 3	Seg. 4	Seg. 5	Lap Time	km/h	Local Time
1					11.104	23.890	1'34.612	15:01'35.495
2	19.317	24.357	11.308	10.904	23.637	1'29.523	266.0	15:03'05.018
3	19.357	24.399	11.340	10.828	23.795	1'29.719	267.3	15:04'34.737
4	19.053	24.407	11.455	10.872	23.588	1'29.375	265.4	15:06'04.112
5	19.213	24.408	11.422	10.740	23.371	1'29.154	262.1	15:07'33.266

50 E. LAVERTY (1'29.531)

Lap	Seg. 1	Seg. 2	Seg. 3	Seg. 4	Seg. 5	Lap Time	km/h	Local Time
1					10.984	23.806	1'34.089	15:01'34.972
2	19.347	24.272	11.311	10.938	23.663	1'29.531	266.7	15:03'04.503
3	19.515	24.295	11.288	11.008	23.587	1'29.693	264.7	15:04'34.196

15 A. DE ANGELIS (1'29.987)

Lap	Seg. 1	Seg. 2	Seg. 3	Seg. 4	Seg. 5	Lap Time	km/h	Local Time
1					11.096	23.999	1'35.354	15:01'36.237
2	19.255	24.540	11.446	10.997	23.749	1'29.987	259.0	15:03'06.224

91 L. HASLAM (40'39.999)

Lap	Seg. 1	Seg. 2	Seg. 3	Seg. 4	Seg. 5	Lap Time	km/h	Local Time
1						23.509	1'32.789	15:01'33.672

28/05/2017

P = Pits In/Out - C = Lap-Time Cancelled

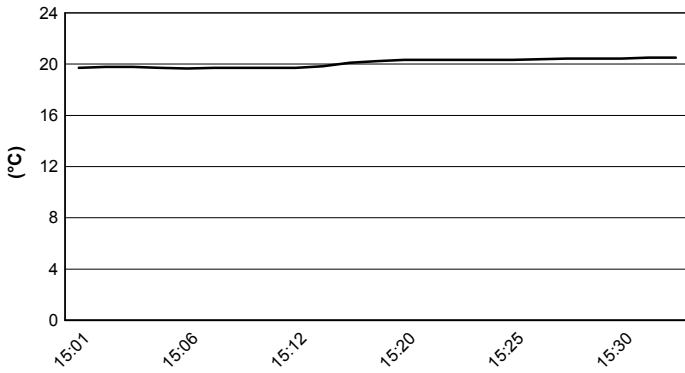
These data/results cannot be reproduced, stored and/or transmitted in whole or in part by any manner of electronic, mechanical, photocopying, recording, broadcasting or otherwise now known or herein after developed without the previous express consent by the copyright owner, except for reproduction in daily press and regular printed publications on sale to the public within 60 days of the event related to those data/results and always provided that copyright symbol appears together as follows below.

© DORNA WSBK ORGANIZATION Srl 2017

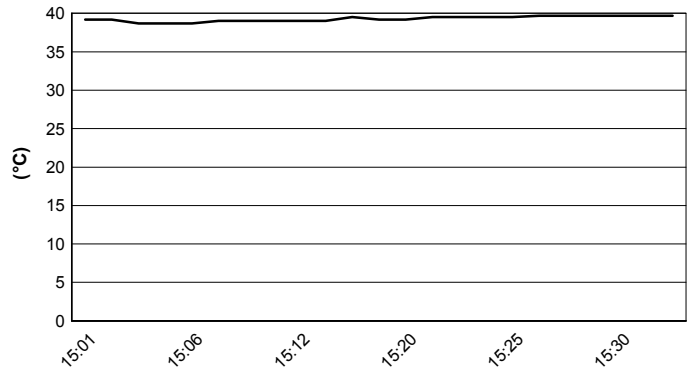
UK Round, 26-27-28 May 2017
World Superbike - Weather Report Race 2

Session started 15:00 Session ended 15:35

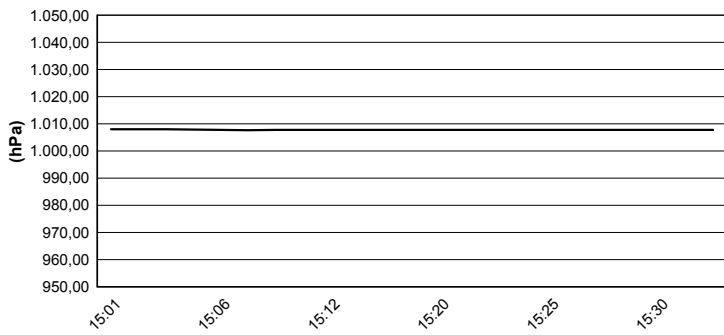
Air Temperature



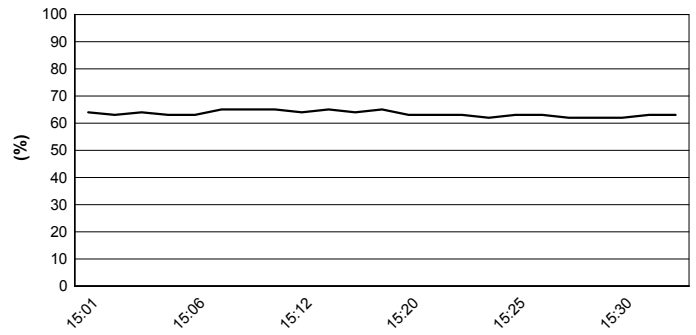
Track Temperature



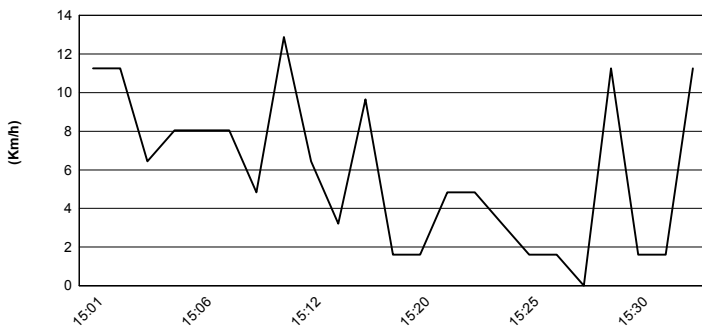
Air Pressure



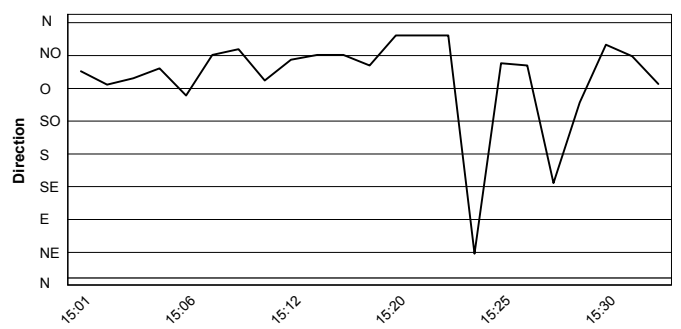
Humidity



Wind Speed

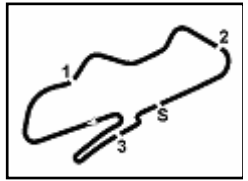


Wind Direction



28/05/2017

These data/results cannot be reproduced, stored and/or transmitted in whole or in part by any manner of electronic, mechanical, photocopying, recording, broadcasting or otherwise now known or herein after developed without the previous express consent by the copyright owner, except for reproduction in daily press and regular printed publications on sale to the public within 60 days of the event related to those data/results and always provided that copyright symbol appears together as follows below.
© DORNA WSBK ORGANIZATION Srl 2017



UK Round, 26-27-28 May 2017 World Superbike - Championship Standings

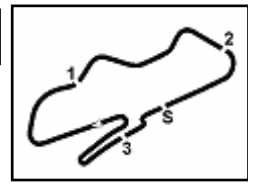
Donington Park 4.023 m

1 / 2

Points	Points From First	Points From Previous	February 26 PHILLIP ISLAND		March 12 BURIRAM		April 2 ARAGÓN		April 30 ASSEN		May 14 IMOLA		May 28 DONINGTON PARK		June 18 MISANO		July 9 LAGUNA SECA		August 20 LAUSITZRING		September 17 PORTIMÃO		October 1 MAGNY COURS		October 22 JEREZ		November 4 LOSAIL			
			1	2	1	2	1	2	1	2	1	2	1	2	1	2	1	2	1	2	1	2	1	2	1	2	1	2	1	2
1 REA Jonathan (GBR)	260		25	25	25	25	25	20	25	25	20	20	0	25																
2 SYKES Tom (GBR)	205 55		16	10	16	20	16	13	20	20	13	16	25	20																
3 DAVIES Chaz (GBR)	185 75 20		20	20	20	10	0	25	0	16	25	25	8	16																
4 MELANDRI Marco (ITA)	137 123 48		0	16	13	16	20	16	16	0	16	11	13	0																
5 LOWES Alex (GBR)	121 139 16		13	13	10	13	13	3	0	11	8	10	16	11																
6 VAN DER MARK Michael (NED)	102 158 19		7	9	11	0	11	11	0	13	9	7	11	13																
7 FORÉS Xavi (ESP)	99 161 3		10	11	5	8	0	10	13	3	11	13	6	9																
8 CAMIER Leon (GBR)	84 176 15		11	8	8	0	5	6	6	10	10	0	10	10																
9 TORRES Jordi (ESP)	72 188 12		9	0	9	11	10	9	0	9	0	8	7	0																
10 LAVERTY Eugene (IRL)	58 202 14		8	6	0	1	8	7	8	8	0	9	3	0																
11 RAMOS Román (ESP)	57 203 1		3	2	1	7	0	5	9	5	7	5	5	8																
12 BRADL Stefan (GER)	48 212 9		1	1	6	0	7	4	10	6	6	2	0	5																
13 MERCADO Leandro (ARG)	43 217 5		0	0	0	0	9	8	7	4	0	6	9	0																
14 HAYDEN Nicky (USA)	40 220 3		5	0	7	9	6	0	2	7	0	4	0	0																
15 SAVADORI Lorenzo (ITA)	32 228 8		0	7	3	0	0	0	11	0	4	3	4	0																
16 KRUMMENACHER Randy (SUI)	27 233 5		6	0	4	0	2	2	5	2	3	1	2	0																
17 DE ANGELIS Alex (RSM)	23 237 4		2	5	0	5	1	0	4	1	5	0	0	0																
18 HASLAM Leon (GBR)	20 240 3		0	0	0	0	0	0	0	0	0	0	20	0																
19 REITERBERGER Markus (GER)	19 241 1		4	3	2	6	4	0	0	0	0	0	0	0																
20 DE ROSA Raffaele (ITA)	12 248 7		0	0	0	0	0	0	3	0	2	0	1	6																
21 RUSSO Riccardo (ITA)	8 252 4		0	0	0	4	0	0	0	0	0	0	0	4																
22 DIXON Jake (GBR)	7 253 1		0	0	0	0	0	0	0	0	0	0	0	7																
23 JEZEK Ondrej (CZE)	6 254 1		0	0	0	3	0	0	0	0	0	0	0	3																
24 BADOVINI Ayrton (ITA)	6 254 0		0	0	0	2	0	0	1	0	1	0	0	2																
25 BROOKES Joshua (AUS)	4 256 2		0	4	0	0	0	0	0	0	0	0	0	0																

28/05/2017 First Line: Championship Standings - Second Line: Ranking Progression
 These data/results cannot be reproduced, stored and/or transmitted in whole or in part by any manner of electronic, mechanical, photocopying, recording, broadcasting or otherwise now known or herein after developed without the previous express consent by the copyright owner, except for reproduction in daily press and regular printed publications on sale to the public within 60 days of the event related to those data/results and always provided that copyright symbol appears together as follows below.
 © DORNA WSBK ORGANIZATION Srl 2017





Donington Park 4.023 m

UK Round, 26-27-28 May 2017
World Superbike - Championship Standings

Points	Points From First	Points From Previous	February 26 PHILLIP ISLAND		March 12 BURIRAM		April 2 ARAGÓN		April 30 ASSEN		May 14 IMOLA		May 28 DONINGTON PARK		June 18 MISANO		July 9 LAGUNA SECA		August 20 LAUSITZRING		September 17 PORTIMÃO		October 1 MAGNY COURS		October 22 JEREZ		November 4 LOSAIL		
			1	2	1	2	1	2	1	2	1	2	1	2	1	2	1	2	1	2	1	2	1	2	1	2			
26	SIMON	4	256	0	0	0	3	1	0	0	0	0	0	0															
	Julian (ESP)						21	19	19	19	20	20	21	25															

28/05/2017

First Line: Championship Standings - Second Line: Ranking Progression

These data/results cannot be reproduced, stored and/or transmitted in whole or in part by any manner of electronic, mechanical, photocopying, recording, broadcasting or otherwise now known or herein after developed without the previous express consent by the copyright owner, except for reproduction in daily press and regular printed publications on sale to the public within 60 days of the event related to those data/results and always provided that copyright symbol appears together as follows below.

© DORNA WSBK ORGANIZATION Srl 2017

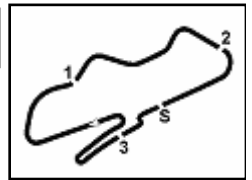
FKR PERUGIA TIMING



Official Tyre Supplier



Official Timekeeper



Donington Park 4.023 m

UK Round, 26-27-28 May 2017 World Superbike - Manufacturers Standings

Points	Points From First	Points From Previous	February 26 PHILLIP ISLAND		March 12 BURIRAM		April 2 ARAGÓN		April 30 ASSEN		May 14 IMOLA		May 28 DONINGTON PARK		June 18 MISANO	July 9 LAGUNA SECA	August 20 LAUSITZRING	September 17 PORTIMÃO	October 1 MAGNY COURS	October 22 JEREZ	November 4 LOSAIL			
			1	2	1	2	1	2	1	2	1	2	1	2										1
1	KAWASAKI	285	25	25	25	25	25	20	25	25	20	20	25	25										
			1	1	1	1	1	1	1	1	1	1	1	1										
2	DUCATI	232	53	20	20	20	16	20	25	16	16	25	25	13	16									
				2	2	2	2	2	2	2	2	2	2	2	2									
3	YAMAHA	135	150	13	13	11	13	13	11	13	10	9	10	16	13									
				3	3	3	3	3	3	3	3	3	3	3	3									
4	BMW	86	199	9	3	9	11	10	9	3	9	2	8	7	6									
				5	6	5	4	4	4	4	4	4	4	4	4									
5	MV AGUSTA	84	201	11	8	8	5	5	6	6	10	10	5	6	10	10								
				4	4	4	5	5	5	6	6	5	6	6	5	6								
6	APRILIA	77	208	8	7	3	1	9	8	11	8	4	9	9										
				6	5	6	7	7	6	5	5	6	5	5	6									
7	HONDA	65	220	5	1	7	9	7	4	10	7	6	4	7	5									
				7	7	7	6	6	7	7	7	7	7	7	7									

28/05/2017

First Line: Championship Standings - Second Line: Ranking Progression

These data/results cannot be reproduced, stored and/or transmitted in whole or in part by any manner of electronic, mechanical, photocopying, recording, broadcasting or otherwise now known or herein after developed without the previous express consent by the copyright owner, except for reproduction in daily press and regular printed publications on sale to the public within 60 days of the event related to those data/results and always provided that copyright symbol appears together as follows below.

© DORNA WSBK ORGANIZATION Srl 2017

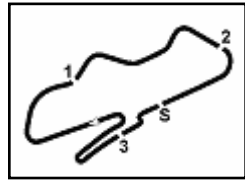
FKR PERUGIA TIMING



Official Tyre Supplier



Official Timekeeper



Donington Park 4.023 m

UK Round, 26-27-28 May 2017
World Superbike - Pirelli Best Lap Award

Points	Points From First	Points From Previous	February 26	March 12	April 2	April 30	May 14	May 28	June 18	July 9	August 20	September 17	October 1	October 22	November 4	
			PHILLIP ISLAND	BURIRAM	ARAGÓN	ASSEN	IMOLA	DONINGTON PARK	MISANO	LAGUNA SECA	LAUSITZRING	PORTIMÃO	MAGNY COURS	JEREZ	LOSAIL	
Fastest Laps																
1 REA Jonathan (GBR)	6		1	1	1	1 1		1								
2 DAVIES Chaz (GBR)	3 3				1		1 1									
3 MELANDRI Marco (ITA)	2 4 1		1	1												
4 SYKES Tom (GBR)	1 5 1							1								

28/05/2017

These data/results cannot be reproduced, stored and/or transmitted in whole or in part by any manner of electronic, mechanical, photocopying, recording, broadcasting or otherwise now known or herein after developed without the previous express consent by the copyright owner, except for reproduction in daily press and regular printed publications on sale to the public within 60 days of the event related to those data/results and always provided that copyright symbol appears together as follows below.

© DORNA WSBK ORGANIZATION Srl 2017

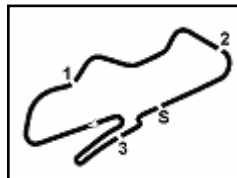
FIKR PERUGIA TIMING



Official Tyre Supplier



Official Timekeeper



Donington Park 4.023 m

UK Round, 26-27-28 May 2017

World Superbike - Rider's Performance

	Points	Points From First	Points From Previous	February 26	March 12	April 2	April 30	May 14	May 28	June 18	July 9	August 20	September 17	October 1	October 22	November 4		
				PHILLIP ISLAND	BURIRAM	ARAGÓN	ASSEN	IMOLA	DONINGTON PARK	MISANO	LAGUNA SECA	LAUSITZRING	PORTIMÃO	MAGNY COURS	JEREZ	LOSAIL	G 1 2	G 1 2
1 REA	260			1 1 1	1 1 1	2 1 2	1 1 1	3 2 2	2 Rt 1									
2 SYKES	205	55		2 3 6	2 3 2	3 3 4	2 2 2	2 4 3	1 1 2									
3 DAVIES	185	75	20	4 2 2	5 2 6	1 Rt 1	3 Rt 3	1 1 1	3 8 3									
4 MELANDRI	137	123	48	3 Rt 3	3 4 3	4 2 3	5 3 Rt	5 3 5	5 4 Rt									
5 LOWES	121	139	16	5 4 4	4 6 4	12 4 13	12 Rt 5	11 8 6	4 3 5									
6 VAN DER MARK	102	158	19	10 9 7	6 5 Rt	7 5 5	8 Rt 4	9 7 9	11 5 4									
7 FORÉS	99	161	3	8 6 5	8 11 8	5 Rt 6	7 4 13	7 5 4	7 10 7									
8 CAMIER	84	176	15	9 5 8	11 8 Rt	15 11 10	11 10 6	4 6 Rt	10 6 6									
9 TORRES	72	188	12	7 7 Rt	10 7 5	6 6 7	9 Rt 7	21 Ns 8	13 9 Rt									
10 LAVERTY	58	202	14	13 8 10	7 Rt 15	9 8 9	6 8 8	6 Rt 7	6 13 Rt									
11 RAMOS	57	203	1	17 13 14	19 15 9	14 Rt 11	15 7 11	14 9 11	19 11 8									
12 BRADL	48	212	9	15 15 15	16 10 Rt	11 9 12	16 6 10	12 10 14	17 Rt 11									
13 MERCADO	43	217	5			8 7 8	17 9 12	8 Rt 10	9 7 Rt									
14 HAYDEN	40	220	3	11 11 Rt	14 9 7	10 10 Rt	10 14 9	13 Rt 12										
15 SAVADORI	32	228	8	6 Rt 9	9 13		4 5 Rt	10 12 13	12 12 Rt									
16 KRUMMENACHER	27	233	5	14 10 16	13 12 Rt	16 14 14	13 11 14	15 13 15	14 14 Rt									
17 DE ANGELIS	23	237	4	20 14 11	15 16 11	18 15 Rt	14 12 15	18 11 Rt	15 17 Rt									
18 HASLAM	20	240	3						8 2 Rt									
19 REITERBERGER	19	241	1	12 12 13	12 14 10	13 12 16												
20 DE ROSA	12	248	7				18 13 17	16 14 16	18 15 10									
21 RUSSO	8	252	4	18 16 Rt	17 17 12	19 16 Rt	19 Rt Rt	19 Rt Rt	20 Rt 12									
22 DIXON	7	253	1						16 Rt 9									
23 JEZEK	6	254	1	19 18 17	18 18 13	20	20 16 18	20 16 17	21 18 13									
24 BADOVINI	6	254	0	21 17 Rt	20 Rt 14	21 Rt 17	21 15 16	17 15 Rt	22 16 14									
25 BROOKES	4	256	2	16 Rt 12														
26 SIMON	4	256	0			17 13 15												

G = Grid - 1 = Race 1 - 2 = Race 2

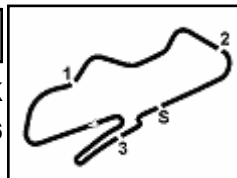
Ns = Did Not Start - Rt = Retired - Ex = Excluded

28/05/2017

These data/results cannot be reproduced, stored and/or transmitted in whole or in part by any manner of electronic, mechanical, photocopying, recording, broadcasting or otherwise now known or herein after developed without the previous express consent by the copyright owner, except for reproduction in daily press and regular printed publications on sale to the public within 60 days of the event related to those data/results and always provided that copyright symbol appears together as follows below.

© DORNA WSBK ORGANIZATION Srl 2017





Donington Park 4.023 m

UK Round, 26-27-28 May 2017 World Superbike - Best Laps & Speeds

1 / 2

No.	Rider		Best Lap		FP1		FP2		FP3		SP1		SP2		RC1		W1A		RC2			
	Nat	Bike	laps	speed	laps	speed	laps	speed	laps	speed	laps	speed	laps	speed	laps	speed	laps	speed	laps	speed		
1	66	T. SYKES	118	272,7	27	272,7	25	271,3	5	270,0		6	270,0	23	270,6	9	267,9	23	270,0			
		GBR Kawasaki ZX-10RR																				
2	1	J. REA	103	270,0	15	270,0	28	268,6	5	267,3		6	267,9	20	267,9	6	266,6	23	266,0			
		GBR Kawasaki ZX-10RR																				
3	7	C. DAVIES	114	273,4	24	269,3	22	268,6	6	272,7		7	267,9	23	273,4	9	265,3	23	272,7			
		GBR Ducati Panigale R																				
4	22	A. LOWES	111	270,6	21	265,3	23	266,0	4	264,7		8	267,9	23	268,6	9	265,3	23	270,6			
		GBR Yamaha YZF R1																				
5	33	M. MELANDRI	103	273,4	24	272,7	23	272,7	9	271,3		7	273,4	23	271,3	9	267,9	8	270,0			
		ITA Ducati Panigale R																				
6	50	E. LAVERTY	100	270,6	24	268,6	25	270,6	4	266,0	6	269,3	7	270,6	23	268,6	8	264,7	3	266,6		
		IRL Aprilia RSV4 RF																				
7	91	L. HASLAM	81	265,3	21	264,7	20	264,7	3	262,1		6	265,3	23	263,4	8	260,2					
		GBR Kawasaki ZX-10RR																				
8	12	X. FORÉS	115	267,9	20	267,3	22	267,9	4	264,0	8	266,0	6	266,0	23	267,3	9	261,5	23	265,3		
		ESP Ducati Panigale R																				
9	2	L. CAMIER	102	267,3	18	267,3	16	265,3	6	266,0		8	263,4	23	266,0	8	262,7	23	264,0			
		GBR MV Agusta 1000 F4																				
10	36	L. MERCADO	102	268,6	25	268,6	25	267,3	5	244,3		7	267,9	23	267,3	9	266,0	8	266,0			
		ARG Aprilia RSV4 RF																				
11	60	M. VAN DER MARK	110	269,3	24	268,6	22	267,3	2	269,3		7	266,6	23	267,9	9	266,0	23	265,3			
		NED Yamaha YZF R1																				
12	81	J. TORRES	99	267,9	25	265,3	23	266,6	5	245,4	9	266,6			23	267,9	9	262,7	5	267,3		
		ESP BMW S 1000 RR																				
13	32	L. SAVADORI	95	266,6	22	264,7	24	266,6	5	266,0		6	266,0	23	262,1			15	266,6			
		ITA Aprilia RSV4 RF																				
14	40	R. RAMOS	117	263,4	22	262,1	30	263,4	2	259,6	8	260,2			23	262,7	9	258,3	23	262,1		
		ESP Kawasaki ZX-10RR																				
15	88	R. KRUMMENACHER	92	260,8	27	258,9	22	258,3	3	260,8	8	260,2			23	260,2	9	256,5				
		SUI Kawasaki ZX-10RR																				
16	15	A. DE ANGELIS	90	264,7	20	262,7	23	264,7	7	261,5	6	262,7			23	264,7	9	261,5	2	262,1		
		RSM Kawasaki ZX-10RR																				
17	35	R. DE ROSA	112	271,3	23	266,0	23	271,3	4	270,0	7	270,0			23	266,0	9	265,3	23	266,6		
		ITA BMW S 1000 RR																				
18	27	J. DIXON	101	264,0	21	258,9	23	263,4	4	254,7	7	260,2			14	264,0	9	257,1	23	261,5		
		GBR Kawasaki ZX-10RR																				
19	6	S. BRADL	109	268,6	22	265,3	25	267,3	6	264,7	8	268,6			16	267,9	9	262,1	23	264,7		
		GER Honda CBR1000RR																				
20	84	R. RUSSO	96	259,6	22	259,6	17	257,1	2	254,1	7	259,6			16	257,1	9	254,7	23	255,3		
		ITA Yamaha YZF R1																				

28/05/2017

These data/results cannot be reproduced, stored and/or transmitted in whole or in part by any manner of electronic, mechanical, photocopying, recording, broadcasting or otherwise now known or herein after developed without the previous express consent by the copyright owner, except for reproduction in daily press and regular printed publications on sale to the public within 60 days of the event related to those data/results and always provided that copyright symbol appears together as follows below.

© DORNA WSBK ORGANIZATION Srl 2017

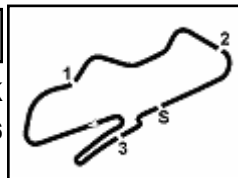
FICR PERUGIA TIMING



Official Tyre Supplier



Official Timekeeper



Donington Park 4.023 m

UK Round, 26-27-28 May 2017 World Superbike - Best Laps & Speeds

2 / 2

No.	Rider		Best Lap		FP1		FP2		FP3		SP1		SP2		RC1		W1A		RC2	
	Nat	Bike	laps	speed	laps	speed	laps	speed	laps	speed	laps	speed	laps	speed	laps	speed	laps	speed	laps	speed
21	37	O. JEZEK	1'29.962		1'30.795		1'30.295		1'32.633		1'29.962				1'30.856		1'30.351		1'30.590	
	CZE	Kawasaki ZX-10RR	109	264,0	23	261,5	23	260,8	2	258,3	7	264,0			23	257,7	8	255,3	23	260,2
22	86	A. BADOVINI	1'30.222		1'30.588		1'30.684		1'31.408		1'30.222				1'30.479		1'30.729		1'30.904	
	ITA	Kawasaki ZX-10RR	94	266,0	19	260,8	17	262,1	4	260,8	7	266,0			23	259,6	6	257,7	18	258,9

28/05/2017

These data/results cannot be reproduced, stored and/or transmitted in whole or in part by any manner of electronic, mechanical, photocopying, recording, broadcasting or otherwise now known or herein after developed without the previous express consent by the copyright owner, except for reproduction in daily press and regular printed publications on sale to the public within 60 days of the event related to those data/results and always provided that copyright symbol appears together as follows below.

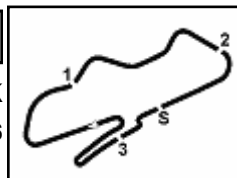
© DORNA WSBK ORGANIZATION Srl 2017

FKR PERUGIA TIMING


Official Tyre Supplier



Official Timekeeper



UK Round, 26-27-28 May 2017 World Superbike - Race Winners

	2014	2015	2016	2017
01 Phillip Island	R1: Laverty (Irl) Suz R2: Guintoli (Fra) Apr	R1: Rea (Gbr) Kaw R2: Haslam (Gbr) Apr	R1: Rea (Gbr) Kaw R2: Rea (Gbr) Kaw	R1: Rea (Gbr) Kaw R2: Rea (Gbr) Kaw
02 Buriram		R1: Rea (Gbr) Kaw R2: Rea (Gbr) Kaw	R1: Rea (Gbr) Kaw R2: Sykes (Gbr) Kaw	R1: Rea (Gbr) Kaw R2: Rea (Gbr) Kaw
03 Aragon	R1: Sykes (Gbr) Kaw R2: Sykes (Gbr) Kaw	R1: Rea (Gbr) Kaw R2: Davies (Gbr) Duc	R1: Davies (Gbr) Duc R2: Davies (Gbr) Duc	R1: Rea (Gbr) Kaw R2: Davies (Gbr) Duc
04 Assen	R1: Guintoli (Fra) Apr R2: Rea (Gbr) Hon	R1: Rea (Gbr) Kaw R2: Rea (Gbr) Kaw	R1: Rea (Gbr) Kaw R2: Rea (Gbr) Kaw	R1: Rea (Gbr) Kaw R2: Rea (Gbr) Kaw
05 Imola	R1: Rea (Gbr) Hon R2: Rea (Gbr) Hon	R1: Rea (Gbr) Kaw R2: Rea (Gbr) Kaw	R1: Davies (Gbr) Duc R2: Davies (Gbr) Duc	R1: Davies (Gbr) Duc R2: Davies (Gbr) Duc
06 Donington Park	R1: Sykes (Gbr) Kaw R2: Sykes (Gbr) Kaw	R1: Sykes (Gbr) Kaw R2: Sykes (Gbr) Kaw	R1: Sykes (Gbr) Kaw R2: Sykes (Gbr) Kaw	R1: Sykes (Gbr) Kaw R2: Rea (Gbr) Kaw
07 Misano World Circuit	R1: Sykes (Gbr) Kaw R2: Sykes (Gbr) Kaw	R1: Sykes (Gbr) Kaw R2: Rea (Gbr) Kaw	R1: Rea (Gbr) Kaw R2: Rea (Gbr) Kaw	
08 Laguna	R1: Melandri (Ita) Apr R2: Sykes (Gbr) Kaw	R1: Davies (Gbr) Duc R2: Davies (Gbr) Duc	R1: Rea (Gbr) Kaw R2: Sykes (Gbr) Kaw	
09 Lausitzring			R1: Davies (Gbr) Duc R2: Rea (Gbr) Kaw	
10 Portimao	R1: Sykes (Gbr) Kaw R2: Rea (Gbr) Hon	R1: Rea (Gbr) Kaw R2: Rea (Gbr) Kaw		
11 Magny-Cours	R1: Guintoli (Fra) Apr R2: Melandri (Ita) Apr	R1: Rea (Gbr) Kaw R2: Rea (Gbr) Kaw	R1: Davies (Gbr) Duc R2: Davies (Gbr) Duc	
12 Jerez	R1: Melandri (Ita) Apr R2: Melandri (Ita) Apr	R1: Sykes (Gbr) Kaw R2: Davies (Gbr) Duc	R1: Davies (Gbr) Duc R2: Davies (Gbr) Duc	
13 Losail	R1: Guintoli (Fra) Apr R2: Guintoli (Fra) Apr	R1: Torres (Esp) Apr R2: Haslam (Gbr) Apr	R1: Davies (Gbr) Duc R2: Davies (Gbr) Duc	

2017

ALL TIMES

8 J. Rea
3 C. Davies
1 T. Sykes

59 C. Fogarty
52 T. Bayliss
46 J. Rea
43 N. Haga
33 T. Corser
32 T. Sykes
31 C. Edwards
27 D. Polen
24 C. Checa
23 R. Roche
23 C. Davies
21 M. Biaggi
19 M. Melandri
17 P. Chili
16 G. Falappa

16 N. Hodgson
16 J. Toseland
14 J. Kocinski
14 S. Russell
14 B. Spies
13 A. Slight
13 E. Laverty
11 S. Mertens
11 R. Xaus
11 R. Laconi
10 F. Pirovano
10 C. Vermeulen
9 S. Guintoli
8 F. Merkel
8 A. Gobert

7 B. Bostrom
5 D. Tardozzi
5 L. Haslam
4 R. Phillis
4 Y. Kagayama
4 M. Fabrizio
3 M. Doohan
3 A. Yanagawa
3 M. Tamada
3 L. Lanzi
3 R. Kiyonari
3 C. Crutchlow
2 M. Lucchiari
2 T. Rymer
2 D. Chandler

2 P. Goddard
2 M. Lucchinelli
2 M. Dowson
2 K. Magee
2 H. Izutsu
2 S. Byrne
2 M. Neukirchner
2 L. Baz
1 A. Ryo
1 K. Kitagawa
1 Y. Takeda
1 T. Aoki
1 J. Whitham
1 A. Vieira
1 A. Morillas

1 G. Goodfellow
1 P. Picotte
1 T. Kipp
1 A. Meklau
1 J. Reynolds
1 C. Walker
1 N. Hayden
1 A. Pitt
1 G. McCoy
1 F. Nieto
1 A. Barros
1 J. Torres

23/02/2014

These data/results cannot be reproduced, stored and/or transmitted in whole or in part by any manner of electronic, mechanical, photocopying, recording, broadcasting or otherwise now known or herein after developed without the previous express consent by the copyright owner, except for reproduction in daily press and regular printed publications on sale to the public within 60 days of the event related to those data/results and always provided that copyright symbol appears together as follows below.

© DORNA WSBK ORGANIZATION Srl 2017

FICR PERUGIA TIMING



Official Tyre Supplier



Official Timekeeper

