

Donington Park 4.023 m

1 / 2

## UK Round, 26-27-28 May 2017 World Superbike - Results Superpole 1

No.	Rider	Nat	Team	Bike	Time	Gap	Rel.	Laps	Speed	
									Avg	Max
1*	50 E. LAVERTY	IRL	Milwaukee Aprilia	Aprilia RSV4 RF	<b>1'28.149</b>			6	164,299	<b>269,3</b>
2*	12 X. FORÉS	ESP	BARNI Racing Team	Ducati Panigale R	<b>1'28.446</b>	0.297	0.297	8	163,747	<b>266,0</b>
3	81 J. TORRES	ESP	Althea BMW Racing Team	BMW S 1000 RR	<b>1'28.554</b>	0.405	0.108	9	163,548	<b>266,7</b>
4	88 R. KRUMMENACHER	SUI	Kawasaki Puccetti Racing	Kawasaki ZX-10RR	<b>1'28.824</b>	0.675	0.270	8	163,051	<b>260,2</b>
5	15 A. DE ANGELIS	RSM	Pedercini Racing SC-Project	Kawasaki ZX-10RR	<b>1'28.967</b>	0.818	0.143	6	162,788	<b>262,8</b>
6	27 J. DIXON	GBR	Royal Air Force Reg. & Res. Kawasaki	Kawasaki ZX-10RR	<b>1'29.168</b>	1.019	0.201	7	162,421	<b>260,2</b>
7	6 S. BRADL	GER	Red Bull Honda World Superbike Team	Honda CBR1000RR	<b>1'29.186</b>	1.037	0.018	8	162,389	<b>268,7</b>
8	35 R. DE ROSA	ITA	Althea BMW Racing Team	BMW S 1000 RR	<b>1'29.239</b>	1.090	0.053	7	162,292	<b>270,0</b>
9	40 R. RAMOS	ESP	Team Kawasaki Go Eleven	Kawasaki ZX-10RR	<b>1'29.350</b>	1.201	0.111	8	162,091	<b>260,2</b>
10	84 R. RUSSO	ITA	Guandalini Racing	Yamaha YZF R1	<b>1'29.795</b>	1.646	0.445	7	161,287	<b>259,6</b>
11	37 O. JEZEK	CZE	Grillini Racing Team	Kawasaki ZX-10RR	<b>1'29.962</b>	1.813	0.167	7	160,988	<b>264,1</b>
12	86 A. BADOVINI	ITA	Grillini Racing Team	Kawasaki ZX-10RR	<b>1'30.222</b>	2.073	0.260	7	160,524	<b>266,0</b>

\* Qualified to Superpole 2

AIR	Humidity:	69%	Temp:	23°C
TRACK	Condition:	Dry	Temp:	31°C

Records	Pole (SP2)	2016 T.Sykes	1'26.712	167,020	Km/h
	Race (RC2)	2016 J.Rea	1'27.605	165,320	Km/h
	Circuit (SP2)	2016 T.Sykes	1'26.712	167,020	Km/h

27/05/2017 Start 11:00 End 11:16 The results are provisional until the end of the time limit for protests and appeals and the completion of the technical checks.

These data/results cannot be reproduced, stored and/or transmitted in whole or in part by any manner of electronic, mechanical, photocopying, recording, broadcasting or otherwise now known or herein after developed without the previous express consent by the copyright owner, except for reproduction in daily press and regular printed publications on sale to the public within 60 days of the event related to those data/results and always provided that copyright symbol appears together as follows below.

© DORNA WSBK ORGANIZATION Srl 2017



## UK Round, 26-27-28 May 2017

### World Superbike - Results Superpole 1

#### Session Highlights

Local Time	No. Rider	Description
11.00.00		Start
11.11.20	12 X. FORÉS	Lap Cancelled - Exceeded Track Limits 10
11.16.24		End Of Session

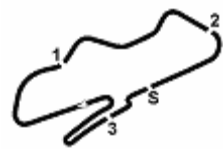
#### Fastest Laps Sequence

No.	Rider	Nat	Team	Bike	Local Time	Time	Gap	Avg
50	E. LAVERTY	IRL	Milwaukee Aprilia	Aprilia RSV4 RF	11:03'05.134	<b>1'28.857</b>		162,990
50	E. LAVERTY	IRL	Milwaukee Aprilia	Aprilia RSV4 RF	11:04'33.628	<b>1'28.494</b>	-0.363	163,659
50	E. LAVERTY	IRL	Milwaukee Aprilia	Aprilia RSV4 RF	11:13'32.028	<b>1'28.149</b>	-0.345	164,299

27/05/2017      Start      End      The results are provisional until the end of the time limit for protests and appeals  
 11:00      11:16      and the completion of the technical checks.

These data/results cannot be reproduced, stored and/or transmitted in whole or in part by any manner of electronic, mechanical, photocopying, recording, broadcasting or otherwise now known or herein after developed without the previous express consent by the copyright owner, except for reproduction in daily press and regular printed publications on sale to the public within 60 days of the event related to those data/results and always provided that copyright symbol appears together as follows below.

© DORNA WSBK ORGANIZATION Srl 2017



Donington Park 4.023 m

**UK Round, 26-27-28 May 2017**
**World Superbike - Best Sector & Speed Superpole 1**
**BEST LAP**

1	50 E. LAVERTY	Aprilia RSV4 RF	1'28.149
2	12 X. FORÉS	Ducati Panigale R	1'28.446
3	81 J. TORRES	BMW S 1000 RR	1'28.554
4	88 R. KRUMMENACHER	Kawasaki ZX-10RR	1'28.824
5	15 A. DE ANGELIS	Kawasaki ZX-10RR	1'28.967
6	27 J. DIXON	Kawasaki ZX-10RR	1'29.168
7	6 S. BRADL	Honda CBR1000RR	1'29.186
8	35 R. DE ROSA	BMW S 1000 RR	1'29.239
9	40 R. RAMOS	Kawasaki ZX-10RR	1'29.350
10	84 R. RUSSO	Yamaha YZF R1	1'29.795
11	37 O. JEZEK	Kawasaki ZX-10RR	1'29.962
12	86 A. BADOVINI	Kawasaki ZX-10RR	1'30.222

**SPEED**

1	35 R. DE ROSA	BMW S 1000 RR	270.0
2	50 E. LAVERTY	Aprilia RSV4 RF	269.3
3	6 S. BRADL	Honda CBR1000RR	268.7
4	81 J. TORRES	BMW S 1000 RR	266.7
5	12 X. FORÉS	Ducati Panigale R	266.0
6	86 A. BADOVINI	Kawasaki ZX-10RR	266.0
7	37 O. JEZEK	Kawasaki ZX-10RR	264.1
8	15 A. DE ANGELIS	Kawasaki ZX-10RR	262.8
9	27 J. DIXON	Kawasaki ZX-10RR	260.2
10	40 R. RAMOS	Kawasaki ZX-10RR	260.2
11	88 R. KRUMMENACHER	Kawasaki ZX-10RR	260.2
12	84 R. RUSSO	Yamaha YZF R1	259.6

**SEG. 1**
**SEG. 2**
**SEG. 3**
**SEG. 4**
**SEG. 5**

1	81 J. TORRES	19.023	1	12 X. FORÉS	24.080	1	50 E. LAVERTY	11.217	1	50 E. LAVERTY	10.672	1	50 E. LAVERTY	22.925
2	35 R. DE ROSA	19.028	2	50 E. LAVERTY	24.130	2	81 J. TORRES	11.285	2	12 X. FORÉS	10.677	2	81 J. TORRES	23.047
3	15 A. DE ANGELIS	19.056	3	15 A. DE ANGELIS	24.190	3	35 R. DE ROSA	11.312	3	81 J. TORRES	10.678	3	12 X. FORÉS	23.131
4	50 E. LAVERTY	19.062	4	88 R. KRUMMENAC	24.269	4	15 A. DE ANGELIS	11.312	4	6 S. BRADL	10.742	4	40 R. RAMOS	23.184
5	12 X. FORÉS	19.071	5	27 J. DIXON	24.319	5	6 S. BRADL	11.326	5	40 R. RAMOS	10.794	5	6 S. BRADL	23.201
6	88 R. KRUMMENAC	19.077	6	81 J. TORRES	24.337	6	27 J. DIXON	11.338	6	88 R. KRUMMENAC	10.820	6	88 R. KRUMMENAC	23.217
7	27 J. DIXON	19.126	7	35 R. DE ROSA	24.407	7	84 R. RUSSO	11.342	7	27 J. DIXON	10.863	7	27 J. DIXON	23.393
8	37 O. JEZEK	19.141	8	40 R. RAMOS	24.455	8	12 X. FORÉS	11.345	8	35 R. DE ROSA	10.914	8	15 A. DE ANGELIS	23.436
9	40 R. RAMOS	19.158	9	6 S. BRADL	24.517	9	40 R. RAMOS	11.368	9	84 R. RUSSO	10.946	9	84 R. RUSSO	23.508
10	84 R. RUSSO	19.172	10	84 R. RUSSO	24.614	10	88 R. KRUMMENAC	11.392	10	15 A. DE ANGELIS	10.958	10	35 R. DE ROSA	23.526
11	6 S. BRADL	19.182	11	86 A. BADOVINI	24.619	11	86 A. BADOVINI	11.422	11	37 O. JEZEK	10.969	11	86 A. BADOVINI	23.538
12	86 A. BADOVINI	19.304	12	37 O. JEZEK	24.733	12	37 O. JEZEK	11.429	12	86 A. BADOVINI	10.984	12	37 O. JEZEK	23.568

27/05/2017

These data/results cannot be reproduced, stored and/or transmitted in whole or in part by any manner of electronic, mechanical, photocopying, recording, broadcasting or otherwise now known or herein after developed without the previous express consent by the copyright owner, except for reproduction in daily press and regular printed publications on sale to the public within 60 days of the event related to those data/results and always provided that copyright symbol appears together as follows below.

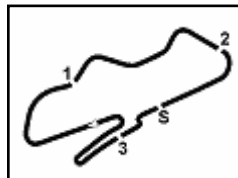
© DORNA WSBK ORGANIZATION Srl 2017

**FICR PERUGIA TIMING**


Official Tyre Supplier



Official Timekeeper



Donington Park 4.023 m

## UK Round, 26-27-28 May 2017

### World Superbike - Ideal Times Superpole 1

No.	Rider	Nat	Bike	Seg. 1	Seg. 2	Seg. 3	Seg. 4	Seg. 5	Ideal Time		
				Diff. 1	Diff. 2	Diff. 3	Diff. 4	Diff. 5	Best Lap	Pos.	Diff.
1	<b>50 E. LAVERTY</b>	IRL	Aprilia RSV4 RF	19.062 0.085	24.130	11.217 0.014	10.672 0.044	22.925	1'28.006 1'28.149	1	0.143
2	<b>12 X. FORÉS</b>	ESP	Ducati Panigale R	19.071 0.049	<b>24.080</b>	11.345	10.677	23.131 0.093	1'28.304 1'28.446	2	0.142
3	<b>81 J. TORRES</b>	ESP	BMW S 1000 RR	19.023 0.163	24.337	11.285 0.010	10.678 0.011	23.047	1'28.370 1'28.554	3	0.184
4	<b>88 R. KRUMMENACHER</b>	SUI	Kawasaki ZX-10RR	19.077 0.040	24.269	11.392 0.009	10.820	23.217	1'28.775 1'28.824	4	0.049
5	<b>15 A. DE ANGELIS</b>	RSM	Kawasaki ZX-10RR	19.056	24.190	11.312 0.015	10.958	23.436	1'28.952 1'28.967	5	0.015
6	<b>40 R. RAMOS</b>	ESP	Kawasaki ZX-10RR	19.158 0.016	24.455 0.293	11.368 0.082	10.794	23.184	1'28.959 1'29.350	9	0.391
7	<b>6 S. BRADL</b>	GER	Honda CBR1000RR	19.182 0.064	24.517 0.031	11.326	10.742 0.078	23.201 0.045	1'28.968 1'29.186	7	0.218
8	<b>27 J. DIXON</b>	GBR	Kawasaki ZX-10RR	19.126 0.016	24.319 0.021	11.338 0.040	10.863 0.052	23.393	1'29.039 1'29.168	6	0.129
9	<b>35 R. DE ROSA</b>	ITA	BMW S 1000 RR	19.028	24.407	11.312 0.052	10.914	23.526	1'29.187 1'29.239	8	0.052
10	<b>84 R. RUSSO</b>	ITA	Yamaha YZF R1	19.172 0.102	24.614	11.342 0.111	10.946	23.508	1'29.582 1'29.795	10	0.213
11	<b>37 O. JEZEK</b>	CZE	Kawasaki ZX-10RR	19.141	24.733 0.035	11.429 0.087	10.969	23.568	1'29.840 1'29.962	11	0.122
12	<b>86 A. BADOVINI</b>	ITA	Kawasaki ZX-10RR	19.304 0.084	24.619	11.422 0.046	10.984 0.008	23.538 0.217	1'29.867 1'30.222	12	0.355
<b>Overall Ideal Time</b>				19.023	24.080	11.217	10.672	22.925	1'27.917		

27/05/2017

These data/results cannot be reproduced, stored and/or transmitted in whole or in part by any manner of electronic, mechanical, photocopying, recording, broadcasting or otherwise now known or herein after developed without the previous express consent by the copyright owner, except for reproduction in daily press and regular printed publications on sale to the public within 60 days of the event related to those data/results and always provided that copyright symbol appears together as follows below.

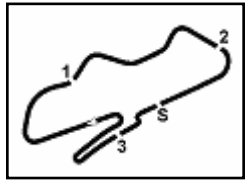
© DORNA WSBK ORGANIZATION Srl 2017

**FICR PERUGIA TIMING**


Official Tyre Supplier



Official Timekeeper



**UK Round, 26-27-28 May 2017**

**World Superbike - Chronological Analysis Superspole 1**

Donington Park 4.023 m

1 / 1

1° 50 E. LAVERTY (1'28.149)									
Lap	Seg. 1	Seg. 2	Seg. 3	Seg. 4	Seg. 5	Lap Time	km/h	Local Time	
1	19.287	25.980	11.497	11.392	23.672	1'28.857	260.2	11:01'36.277	
2	19.115	24.340	11.217	10.895	23.118	1'28.571	267.3	11:03'05.134	
3	19.970	24.294	11.242	10.760	23.083	1'28.494	269.3	11:04'33.628	
4	4'40.778	26.119	11.573	11.175	27.928	1'36.765 P	263.4	11:06'10.393	
5	19.147	25.499	11.655	11.201	24.353	5'53.486 P	250.0	11:12'03.879	
6	19.062	24.386	11.229	10.672	22.990	1'28.339	268.7	11:15'00.367	

2° 12 X. FORÉS (1'28.446)									
Lap	Seg. 1	Seg. 2	Seg. 3	Seg. 4	Seg. 5	Lap Time	km/h	Local Time	
1	19.333	25.829	11.799	11.301	23.365	1'29.356	264.7	11:02'09.710	
2	19.303	24.428	11.407	10.912	23.274	1'29.416	263.4	11:03'39.066	
3	19.189	24.465	11.516	10.888	23.244	1'28.768	264.1	11:05'08.482	
4	19.242	24.223	11.389	10.836	23.131	1'28.768	264.1	11:06'37.250	
5	2'00.949	24.626	12.685	11.648	28.025	1'36.226 P	228.3	11:08'13.476	
6	19.139	27.251	11.505	11.421	23.569	3'14.695 C	263.4	11:11'28.171	
7	19.120	24.248	11.346	10.735	23.137	1'28.605	265.4	11:12'56.776	
8	19.071	24.080	11.345	10.677	23.224	1'28.446	266.0	11:14'25.222	
9	19.071	24.260	11.364	10.728	23.190	1'28.613	266.0	11:15'53.835	

3° 81 J. TORRES (1'28.554)									
Lap	Seg. 1	Seg. 2	Seg. 3	Seg. 4	Seg. 5	Lap Time	km/h	Local Time	
1	19.401	26.011	11.611	11.060	27.075	1'30.276	262.8	11:01'40.293	
2	19.278	24.681	11.285	11.005	23.904	1'29.524	262.8	11:03'10.569	
3	19.404	24.597	11.431	10.962	26.717	1'33.111 P	266.7	11:04'40.093	
4	1'04.128	25.089	11.400	10.942	23.541	2'15.100 P	260.2	11:06'13.204	
5	19.186	24.337	11.295	10.689	23.047	1'28.554	261.5	11:08'28.304	
6	19.023	24.345	11.377	10.835	23.330	1'28.910	262.1	11:09'56.858	
7	19.206	24.370	11.375	10.755	23.211	1'28.917	265.4	11:11'25.768	
8	19.146	24.409	11.378	10.678	23.558	1'29.169	264.1	11:12'54.685	
9	19.112	24.522	11.384	10.686	23.055	1'28.759	262.8	11:14'23.854	
10	19.112	24.522	11.384	10.686	23.055	1'28.759	262.8	11:15'52.613	

4° 88 R. KRUMMENACHER (1'28.824)									
Lap	Seg. 1	Seg. 2	Seg. 3	Seg. 4	Seg. 5	Lap Time	km/h	Local Time	
1	19.233	26.287	11.722	11.399	24.645	1'29.762	258.4	11:01'39.372	
2	19.178	24.628	11.392	11.015	23.494	1'29.987	260.2	11:03'09.134	
3	19.345	24.622	11.488	10.970	23.729	1'29.534	254.7	11:04'39.121	
4	19.731	24.508	11.477	10.821	23.383	1'36.345 P	250.6	11:06'08.655	
5	1'50.138	25.335	11.610	11.251	28.418	1'36.345 P	250.6	11:07'45.000	
6	19.201	25.748	11.757	10.963	32.083	3'10.689 P	250.6	11:10'55.689	
7	19.117	26.830	12.313	11.232	24.190	1'33.766	251.2	11:12'29.455	
8	19.077	24.269	11.401	10.820	23.217	1'28.824	257.8	11:13'58.279	
9	19.077	24.728	11.431	10.990	25.745	1'31.971	253.5	11:15'30.250	

5° 15 A. DE ANGELIS (1'28.967)									
Lap	Seg. 1	Seg. 2	Seg. 3	Seg. 4	Seg. 5	Lap Time	km/h	Local Time	
1	19.315	29.952	13.232	13.699	24.196	1'30.098	262.8	11:02'10.874	
2	19.232	24.471	11.487	11.153	23.672	1'30.998	262.8	11:03'40.972	
3	22.338	24.424	11.312	11.211	23.556	1'29.735	260.2	11:05'10.707	
4	3'45.328	27.886	12.119	11.568	30.053	1'43.964 P	240.0	11:06'54.671	
5	19.292	25.458	11.510	11.270	35.885	5'09.451 P	258.4	11:12'04.122	
6	19.056	24.252	11.345	11.106	23.447	1'29.442	262.8	11:13'33.564	
7	19.056	24.190	11.327	10.958	23.436	1'28.967	260.9	11:15'02.531	

6° 27 J. DIXON (1'29.168)									
Lap	Seg. 1	Seg. 2	Seg. 3	Seg. 4	Seg. 5	Lap Time	km/h	Local Time	
1	19.438	26.333	11.607	11.604	24.121	1'30.971	259.0	11:01'40.049	
2	19.492	24.586	11.532	11.429	23.986	1'30.593	259.6	11:03'11.020	
3	19.561	24.650	11.505	11.119	23.827	1'34.685 P	255.3	11:04'41.613	
4	3'19.544	24.845	11.513	11.221	27.545	1'36.685 P	255.3	11:06'16.298	
5	19.270	26.325	11.545	11.503	31.283	4'40.200 P	253.5	11:10'56.498	
6	19.142	24.319	11.397	10.937	23.600	1'29.523	257.8	11:12'26.021	
7	19.126	24.340	11.378	10.915	23.393	1'29.168	259.6	11:13'55.189	
8	19.126	24.321	11.338	10.863	24.607	1'30.255	260.2	11:15'25.444	

7° 6 S. BRADL (1'29.186)									
Lap	Seg. 1	Seg. 2	Seg. 3	Seg. 4	Seg. 5	Lap Time	km/h	Local Time	
1	19.182	26.457	11.651	11.505	23.546	1'29.907	266.7	11:01'41.179	
2	19.246	24.679	11.412	10.896	23.738	1'29.907	266.7	11:03'11.086	
3	19.430	24.548	11.326	10.820	23.246	1'33.670 P	264.1	11:04'40.272	
4	2'50.417	24.788	11.387	11.019	27.046	1'33.670 P	264.1	11:06'13.942	
5	19.199	26.020	11.642	11.603	23.422	4'03.104 P	259.0	11:10'17.046	
6	19.199	24.999	11.532	10.844	23.322	1'29.896	260.9	11:11'46.942	

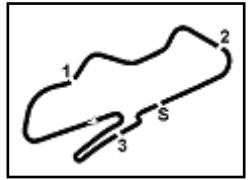
6	19.282	24.517	11.491	10.742	23.201	1'29.233	261.5	11:13'16.175	
7	19.333	24.656	11.453	10.758	23.495	1'29.695	264.7	11:14'45.870	
8	19.297	24.733	11.501	10.827	23.425	1'29.783	262.8	11:16'15.653	

8° 35 R. DE ROSA (1'29.239)									
Lap	Seg. 1	Seg. 2	Seg. 3	Seg. 4	Seg. 5	Lap Time	km/h	Local Time	
1	19.210	26.290	11.539	11.253	24.521	1'30.071	265.4	11:01'38.593	
2	19.335	24.537	11.312	11.189	23.823	1'30.315	266.7	11:03'08.664	
3	23.043	24.752	11.456	11.010	23.762	1'31.315	266.7	11:04'38.979	
4	2'47.350	25.540	11.696	11.597	29.870	1'41.746 P	252.3	11:06'20.725	
5	19.028	25.238	11.396	11.059	23.806	3'58.849 P	266.7	11:10'19.574	
6	19.236	24.407	11.364	10.914	23.526	1'29.239	270.0	11:11'48.813	
7	19.236	24.524	11.351	11.305	23.548	1'29.964	262.1	11:13'18.777	
8	30.083	31.202	13.111	12.982	26.213	1'53.591	213.0	11:15'12.368	

9° 40 R. RAMOS (1'29.350)									
Lap	Seg. 1	Seg. 2	Seg. 3	Seg. 4	Seg. 5	Lap Time	km/h	Local Time	
1	19.382	26.098	11.508	11.110	23.501	1'34.223	256.5	11:01'37.958	
2	19.304	24.605	11.656	11.124	27.456	1'30.186	259.6	11:03'12.181	
3	19.688	24.455	11.368	10.865	23.646	1'29.638	260.2	11:04'41.819	
4	2'44.156	24.646	11.433	11.217	26.410	1'33.394 P	254.7	11:06'15.213	
5	19.158	25.279	11.505	10.907	23.450	3'55.297 P	255.9	11:10'10.510	
6	19.173	24.799	11.445	10.990	23.271	1'29.663	256.5	11:11'40.173	
7	19.173	24.597	11.454	10.940	23.198	1'29.362	255.3	11:13'09.535	
8	19.271	29.056	11.586	11.024	23.369	1'34.306	252.3	11:14'43.841	
9	19.174	24.748	11.450	10.794	23.184	1'29.350	257.8	11:16'13.191	

10° 84 R. RUSSO (1'29.795)									
Lap	Seg. 1	Seg. 2	Seg. 3	Seg. 4	Seg. 5	Lap Time	km/h	Local Time	
1	19.396	27.327	11.734	13.905	24.700	1'30.186	256.5	11:01'42.836	
2	19.251	24.688	11.454	11.109	23.539	1'30.186	259.6	11:03'13.022	
3	19.759	24.657	11.342	11.116	23.610	1'29.976	259.6	11:04'42.998	
4	3'16.568	25.369	11.776	11.298	27.676	1'35.878 P	250.6	11:06'18.876	
5	19.172	27.032	15.986	13.941	24.898	4'38.425 P	254.1	11:10'57.301	
6	19.172	24.851	11.825	11.032	23.762	1'30.642	254.1	11:12'27.943	
7	19.274	24.614	11.453	10.946	23.508	1'29.795	254.7	11:13'57.738	
8	19.356	24.721	11.426	10.950	23.532	1'29.985	258.4	11:15'27.723	

11° 37 O. JEZEK (1'29.962)									
Lap	Seg. 1	Seg. 2	Seg. 3	Seg. 4	Seg. 5	Lap Time	km/h	Local Time	
1	19.662	26.821	11.852	11.684	24.013	1'31.762	244.9	11:01'41.831	
2	19.482	24.891	11.429	11.152	24.628	1'30.472	264.1	11:03'13.593	
3	20.160	24.733	11.471	11.029	23.757	1'30.472	263.4	11:04'44.065	
4	3'21.133	26.750	11.898	11.615	28.899	1'39.322 P	248.8	11:06'23.387	
5	19.401	27.807	12.242	11.646	24.150	4'36.978 P	248.3	11:11'00.365	
6	19.141	24.822	11.474	10.969	23.639	1'30.305	260.9	11:12'30.670	
7	19.212	24.768	11.516	10.969	23.568	1'29.962	260.9	11:14'00.632	
8	19.212	24.773	11.511	10.997	23.822	1'30.315	260.2	11:15'30.947	

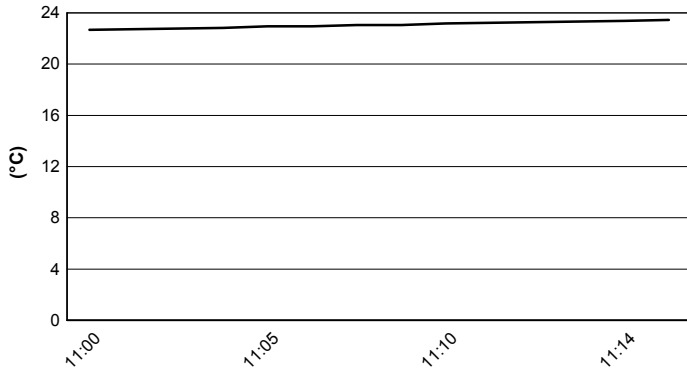


Donington Park 4.023 m

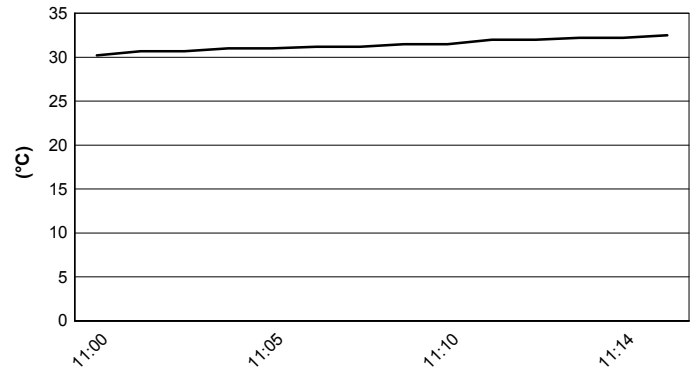
**UK Round, 26-27-28 May 2017**  
**World Superbike - Weather Report Superpole 1**

Session started 11:00      Session ended 11:16

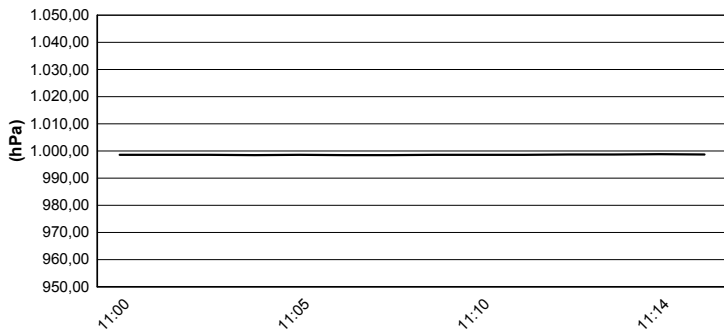
**Air Temperature**



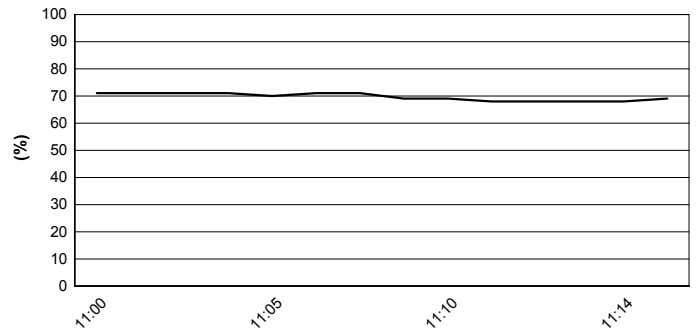
**Track Temperature**



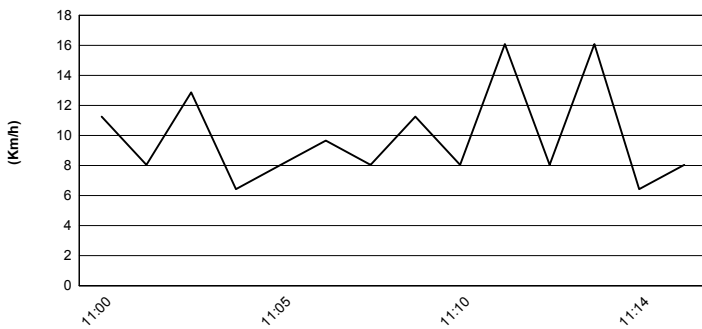
**Air Pressure**



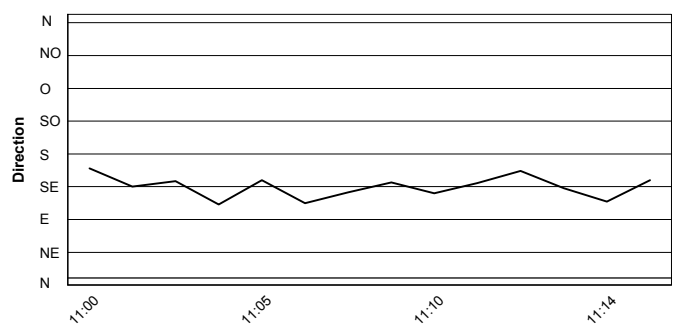
**Humidity**



**Wind Speed**



**Wind Direction**



27/05/2017

These data/results cannot be reproduced, stored and/or transmitted in whole or in part by any manner of electronic, mechanical, photocopying, recording, broadcasting or otherwise now known or herein after developed without the previous express consent by the copyright owner, except for reproduction in daily press and regular printed publications on sale to the public within 60 days of the event related to those data/results and always provided that copyright symbol appears together as follows below.  
© DORNA WSBK ORGANIZATION Srl 2017

