

## UK Round, 26-27-28 May 2017

### World Superbike - Results Warm Up

| No. | Rider              | Nat | Team                                 | Bike              | Time            | Gap   | Rel.  | Laps | Speed   |              |
|-----|--------------------|-----|--------------------------------------|-------------------|-----------------|-------|-------|------|---------|--------------|
|     |                    |     |                                      |                   |                 |       |       |      | Avg     | Max          |
| 1   | 1 J. REA           | GBR | Kawasaki Racing Team                 | Kawasaki ZX-10RR  | <b>1'27.360</b> |       |       | 6    | 165,783 | <b>266,7</b> |
| 2   | 66 T. SYKES        | GBR | Kawasaki Racing Team                 | Kawasaki ZX-10RR  | <b>1'27.650</b> | 0.290 | 0.290 | 9    | 165,234 | <b>268,0</b> |
| 3   | 7 C. DAVIES        | GBR | Aruba.it Racing - Ducati             | Ducati Panigale R | <b>1'27.659</b> | 0.299 | 0.009 | 9    | 165,217 | <b>265,4</b> |
| 4   | 91 L. HASLAM       | GBR | Kawasaki Puccetti Racing             | Kawasaki ZX-10RR  | <b>1'28.180</b> | 0.820 | 0.521 | 8    | 164,241 | <b>260,2</b> |
| 5   | 2 L. CAMIER        | GBR | MV Agusta Reparto Corse              | MV Agusta 1000 F4 | <b>1'28.188</b> | 0.828 | 0.008 | 8    | 164,226 | <b>262,8</b> |
| 6   | 33 M. MELANDRI     | ITA | Aruba.it Racing - Ducati             | Ducati Panigale R | <b>1'28.380</b> | 1.020 | 0.192 | 9    | 163,870 | <b>268,0</b> |
| 7   | 81 J. TORRES       | ESP | Althea BMW Racing Team               | BMW S 1000 RR     | <b>1'28.745</b> | 1.385 | 0.365 | 9    | 163,196 | <b>262,8</b> |
| 8   | 12 X. FORÉS        | ESP | BARNI Racing Team                    | Ducati Panigale R | <b>1'28.788</b> | 1.428 | 0.043 | 9    | 163,117 | <b>261,5</b> |
| 9   | 60 M. VAN DER MARK | NED | Pata Yamaha Official WorldSBK Team   | Yamaha YZF R1     | <b>1'28.789</b> | 1.429 | 0.001 | 9    | 163,115 | <b>266,0</b> |
| 10  | 22 A. LOWES        | GBR | Pata Yamaha Official WorldSBK Team   | Yamaha YZF R1     | <b>1'28.820</b> | 1.460 | 0.031 | 9    | 163,058 | <b>265,4</b> |
| 11  | 36 L. MERCADO      | ARG | IODARacing                           | Aprilia RSV4 RF   | <b>1'28.832</b> | 1.472 | 0.012 | 9    | 163,036 | <b>266,0</b> |
| 12  | 40 R. RAMOS        | ESP | Team Kawasaki Go Eleven              | Kawasaki ZX-10RR  | <b>1'28.880</b> | 1.520 | 0.048 | 9    | 162,948 | <b>258,4</b> |
| 13  | 50 E. LAVERTY      | IRL | Milwaukee Aprilia                    | Aprilia RSV4 RF   | <b>1'29.008</b> | 1.648 | 0.128 | 8    | 162,713 | <b>264,7</b> |
| 14  | 88 R. KRUMMENACHER | SUI | Kawasaki Puccetti Racing             | Kawasaki ZX-10RR  | <b>1'29.022</b> | 1.662 | 0.014 | 9    | 162,688 | <b>256,5</b> |
| 15  | 15 A. DE ANGELIS   | RSM | Pedercini Racing SC-Project          | Kawasaki ZX-10RR  | <b>1'29.090</b> | 1.730 | 0.068 | 9    | 162,564 | <b>261,5</b> |
| 16  | 35 R. DE ROSA      | ITA | Althea BMW Racing Team               | BMW S 1000 RR     | <b>1'29.126</b> | 1.766 | 0.036 | 9    | 162,498 | <b>265,4</b> |
| 17  | 6 S. BRADL         | GER | Red Bull Honda World Superbike Team  | Honda CBR1000RR   | <b>1'29.458</b> | 2.098 | 0.332 | 9    | 161,895 | <b>262,1</b> |
| 18  | 27 J. DIXON        | GBR | Royal Air Force Reg. & Res. Kawasaki | Kawasaki ZX-10RR  | <b>1'29.502</b> | 2.142 | 0.044 | 9    | 161,815 | <b>257,1</b> |
| 19  | 84 R. RUSSO        | ITA | Guandalini Racing                    | Yamaha YZF R1     | <b>1'29.767</b> | 2.407 | 0.265 | 9    | 161,338 | <b>254,7</b> |
| 20  | 37 O. JEZEK        | CZE | Grillini Racing Team                 | Kawasaki ZX-10RR  | <b>1'30.351</b> | 2.991 | 0.584 | 8    | 160,295 | <b>255,3</b> |
| 21  | 86 A. BADOVINI     | ITA | Grillini Racing Team                 | Kawasaki ZX-10RR  | <b>1'30.729</b> | 3.369 | 0.378 | 6    | 159,627 | <b>257,8</b> |
| 22  | 32 L. SAVADORI     | ITA | Milwaukee Aprilia                    | Aprilia RSV4 RF   |                 |       |       | 2    |         | <b>256,5</b> |

|       |            |     |       |      |
|-------|------------|-----|-------|------|
| AIR   | Humidity:  | 76% | Temp: | 16°C |
| TRACK | Condition: | Dry | Temp: | 23°C |

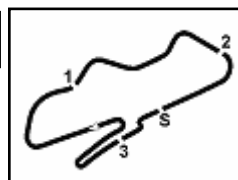
|         |               |              |          |         |      |
|---------|---------------|--------------|----------|---------|------|
| Records | Pole (SP2)    | 2017 T.Sykes | 1'26.641 | 167,160 | Km/h |
|         | Race (RC2)    | 2016 J.Rea   | 1'27.605 | 165,320 | Km/h |
|         | Circuit (SP2) | 2017 T.Sykes | 1'26.641 | 167,160 | Km/h |

Start 09:50  
End 10:06

The results are provisional until the end of the time limit for protests and appeals and the completion of the technical checks.

These data/results cannot be reproduced, stored and/or transmitted in whole or in part by any manner of electronic, mechanical, photocopying, recording, broadcasting or otherwise now known or herein after developed without the previous express consent by the copyright owner, except for reproduction in daily press and regular printed publications on sale to the public within 60 days of the event related to those data/results and always provided that copyright symbol appears together as follows below.

© DORNA WSBK ORGANIZATION Srl 2017



## UK Round, 26-27-28 May 2017

### World Superbike - Results Warm Up

#### Session Highlights

| Local Time | No. Rider | Description       |
|------------|-----------|-------------------|
| 09.50.00   |           | Start             |
| 10.00.14   | 1 J. REA  | Crashed - Turn 10 |
| 10.00.30   | 1 J. REA  | Re-joined         |
| 10.06.54   |           | End Of Session    |

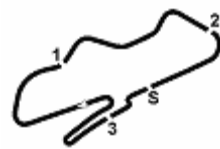
#### Fastest Laps Sequence

| No. | Rider  | Nat | Team                 | Bike             | Local Time   | Time            | Gap    | Avg     |
|-----|--------|-----|----------------------|------------------|--------------|-----------------|--------|---------|
| 1   | J. REA | GBR | Kawasaki Racing Team | Kawasaki ZX-10RR | 09:53'03.064 | <b>1'27.961</b> |        | 164,650 |
| 1   | J. REA | GBR | Kawasaki Racing Team | Kawasaki ZX-10RR | 09:54'30.588 | <b>1'27.524</b> | -0.437 | 165,472 |
| 1   | J. REA | GBR | Kawasaki Racing Team | Kawasaki ZX-10RR | 09:55'58.029 | <b>1'27.441</b> | -0.083 | 165,629 |
| 1   | J. REA | GBR | Kawasaki Racing Team | Kawasaki ZX-10RR | 09:57'25.389 | <b>1'27.360</b> | -0.081 | 165,783 |

28/05/2017      Start      End      The results are provisional until the end of the time limit for protests and appeals  
 09:50      10:06      and the completion of the technical checks.

These data/results cannot be reproduced, stored and/or transmitted in whole or in part by any manner of electronic, mechanical, photocopying, recording, broadcasting or otherwise now known or herein after developed without the previous express consent by the copyright owner, except for reproduction in daily press and regular printed publications on sale to the public within 60 days of the event related to those data/results and always provided that copyright symbol appears together as follows below.

© DORNA WSBK ORGANIZATION Srl 2017



Donington Park 4.023 m

## UK Round, 26-27-28 May 2017 World Superbike - Best Sector & Speed Warm Up

**BEST LAP**

|    |                    |                   |          |
|----|--------------------|-------------------|----------|
| 1  | 1 J. REA           | Kawasaki ZX-10RR  | 1'27.360 |
| 2  | 66 T. SYKES        | Kawasaki ZX-10RR  | 1'27.650 |
| 3  | 7 C. DAVIES        | Ducati Panigale R | 1'27.659 |
| 4  | 91 L. HASLAM       | Kawasaki ZX-10RR  | 1'28.180 |
| 5  | 2 L. CAMIER        | MV Austa 1000 F4  | 1'28.188 |
| 6  | 33 M. MELANDRI     | Ducati Panigale R | 1'28.380 |
| 7  | 81 J. TORRES       | BMW S 1000 RR     | 1'28.745 |
| 8  | 12 X. FORÉS        | Ducati Panigale R | 1'28.788 |
| 9  | 60 M. VAN DER MARK | Yamaha YZF R1     | 1'28.789 |
| 10 | 22 A. LOWES        | Yamaha YZF R1     | 1'28.820 |
| 11 | 36 L. MERCADO      | Aprilia RSV4 RF   | 1'28.832 |
| 12 | 40 R. RAMOS        | Kawasaki ZX-10RR  | 1'28.880 |
| 13 | 50 E. LAVERTY      | Aprilia RSV4 RF   | 1'29.008 |
| 14 | 88 R. KRUMMENACHER | Kawasaki ZX-10RR  | 1'29.022 |
| 15 | 15 A. DE ANGELIS   | Kawasaki ZX-10RR  | 1'29.090 |
| 16 | 35 R. DE ROSA      | BMW S 1000 RR     | 1'29.126 |
| 17 | 6 S. BRADL         | Honda CBR1000RR   | 1'29.458 |
| 18 | 27 J. DIXON        | Kawasaki ZX-10RR  | 1'29.502 |
| 19 | 84 R. RUSSO        | Yamaha YZF R1     | 1'29.767 |
| 20 | 37 O. JEZEK        | Kawasaki ZX-10RR  | 1'30.351 |
| 21 | 86 A. BADOVINI     | Kawasaki ZX-10RR  | 1'30.729 |
| 22 | 32 L. SAVADORI     | Aprilia RSV4 RF   |          |

**SPEED**

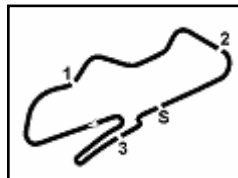
|    |                    |                   |       |
|----|--------------------|-------------------|-------|
| 1  | 66 T. SYKES        | Kawasaki ZX-10RR  | 268.0 |
| 2  | 33 M. MELANDRI     | Ducati Panigale R | 268.0 |
| 3  | 1 J. REA           | Kawasaki ZX-10RR  | 266.7 |
| 4  | 36 L. MERCADO      | Aprilia RSV4 RF   | 266.0 |
| 5  | 60 M. VAN DER MARK | Yamaha YZF R1     | 266.0 |
| 6  | 22 A. LOWES        | Yamaha YZF R1     | 265.4 |
| 7  | 35 R. DE ROSA      | BMW S 1000 RR     | 265.4 |
| 8  | 7 C. DAVIES        | Ducati Panigale R | 265.4 |
| 9  | 50 E. LAVERTY      | Aprilia RSV4 RF   | 264.7 |
| 10 | 2 L. CAMIER        | MV Austa 1000 F4  | 262.8 |
| 11 | 81 J. TORRES       | BMW S 1000 RR     | 262.8 |
| 12 | 6 S. BRADL         | Honda CBR1000RR   | 262.1 |
| 13 | 15 A. DE ANGELIS   | Kawasaki ZX-10RR  | 261.5 |
| 14 | 12 X. FORÉS        | Ducati Panigale R | 261.5 |
| 15 | 91 L. HASLAM       | Kawasaki ZX-10RR  | 260.2 |
| 16 | 40 R. RAMOS        | Kawasaki ZX-10RR  | 258.4 |
| 17 | 86 A. BADOVINI     | Kawasaki ZX-10RR  | 257.8 |
| 18 | 27 J. DIXON        | Kawasaki ZX-10RR  | 257.1 |
| 19 | 88 R. KRUMMENACHER | Kawasaki ZX-10RR  | 256.5 |
| 20 | 32 L. SAVADORI     | Aprilia RSV4 RF   | 256.5 |
| 21 | 37 O. JEZEK        | Kawasaki ZX-10RR  | 255.3 |
| 22 | 84 R. RUSSO        | Yamaha YZF R1     | 254.7 |

| SEG. 1 |                   |        | SEG. 2 |                   |        | SEG. 3 |                   |        | SEG. 4 |                   |        | SEG. 5 |                   |        |
|--------|-------------------|--------|--------|-------------------|--------|--------|-------------------|--------|--------|-------------------|--------|--------|-------------------|--------|
| 1      | 1 J. REA          | 18.588 | 1      | 1 J. REA          | 23.946 | 1      | 1 J. REA          | 11.282 | 1      | 1 J. REA          | 10.484 | 1      | 7 C. DAVIES       | 22.699 |
| 2      | 66 T. SYKES       | 18.806 | 2      | 2 L. CAMIER       | 23.970 | 2      | 22 A. LOWES       | 11.290 | 2      | 7 C. DAVIES       | 10.512 | 2      | 66 T. SYKES       | 22.769 |
| 3      | 60 M. VAN DER MAR | 18.812 | 3      | 66 T. SYKES       | 24.032 | 3      | 35 R. DE ROSA     | 11.345 | 3      | 2 L. CAMIER       | 10.591 | 3      | 1 J. REA          | 22.787 |
| 4      | 33 M. MELANDRI    | 18.842 | 4      | 91 L. HASLAM      | 24.036 | 4      | 60 M. VAN DER MAR | 11.345 | 4      | 66 T. SYKES       | 10.613 | 4      | 2 L. CAMIER       | 22.973 |
| 5      | 7 C. DAVIES       | 18.849 | 5      | 7 C. DAVIES       | 24.041 | 5      | 66 T. SYKES       | 11.351 | 5      | 81 J. TORRES      | 10.701 | 5      | 91 L. HASLAM      | 22.987 |
| 6      | 35 R. DE ROSA     | 18.938 | 6      | 22 A. LOWES       | 24.044 | 6      | 33 M. MELANDRI    | 11.384 | 6      | 33 M. MELANDRI    | 10.708 | 6      | 12 X. FORÉS       | 23.020 |
| 7      | 2 L. CAMIER       | 18.939 | 7      | 33 M. MELANDRI    | 24.054 | 7      | 15 A. DE ANGELIS  | 11.388 | 7      | 60 M. VAN DER MAR | 10.745 | 7      | 33 M. MELANDRI    | 23.028 |
| 8      | 91 L. HASLAM      | 18.943 | 8      | 60 M. VAN DER MAR | 24.246 | 8      | 81 J. TORRES      | 11.388 | 8      | 36 L. MERCADO     | 10.757 | 8      | 40 R. RAMOS       | 23.126 |
| 9      | 88 R. KRUMMENAC   | 18.972 | 9      | 12 X. FORÉS       | 24.259 | 9      | 84 R. RUSSO       | 11.402 | 9      | 12 X. FORÉS       | 10.775 | 9      | 81 J. TORRES      | 23.148 |
| 10     | 15 A. DE ANGELIS  | 18.991 | 10     | 36 L. MERCADO     | 24.276 | 10     | 91 L. HASLAM      | 11.420 | 10     | 91 L. HASLAM      | 10.776 | 10     | 22 A. LOWES       | 23.166 |
| 11     | 36 L. MERCADO     | 18.993 | 11     | 88 R. KRUMMENAC   | 24.287 | 11     | 36 L. MERCADO     | 11.421 | 11     | 88 R. KRUMMENAC   | 10.811 | 11     | 88 R. KRUMMENAC   | 23.196 |
| 12     | 40 R. RAMOS       | 19.023 | 12     | 50 E. LAVERTY     | 24.328 | 12     | 40 R. RAMOS       | 11.421 | 12     | 22 A. LOWES       | 10.818 | 12     | 50 E. LAVERTY     | 23.211 |
| 13     | 27 J. DIXON       | 19.039 | 13     | 81 J. TORRES      | 24.351 | 13     | 6 S. BRADL        | 11.449 | 13     | 6 S. BRADL        | 10.820 | 13     | 35 R. DE ROSA     | 23.235 |
| 14     | 81 J. TORRES      | 19.040 | 14     | 15 A. DE ANGELIS  | 24.354 | 14     | 2 L. CAMIER       | 11.461 | 14     | 40 R. RAMOS       | 10.851 | 14     | 60 M. VAN DER MAR | 23.238 |
| 15     | 12 X. FORÉS       | 19.051 | 15     | 35 R. DE ROSA     | 24.369 | 15     | 50 E. LAVERTY     | 11.464 | 15     | 50 E. LAVERTY     | 10.873 | 15     | 36 L. MERCADO     | 23.248 |
| 16     | 50 E. LAVERTY     | 19.086 | 16     | 40 R. RAMOS       | 24.371 | 16     | 7 C. DAVIES       | 11.470 | 16     | 35 R. DE ROSA     | 10.873 | 16     | 6 S. BRADL        | 23.275 |
| 17     | 22 A. LOWES       | 19.098 | 17     | 27 J. DIXON       | 24.386 | 17     | 12 X. FORÉS       | 11.480 | 17     | 15 A. DE ANGELIS  | 10.888 | 17     | 27 J. DIXON       | 23.315 |
| 18     | 84 R. RUSSO       | 19.185 | 18     | 84 R. RUSSO       | 24.392 | 18     | 88 R. KRUMMENAC   | 11.489 | 18     | 84 R. RUSSO       | 10.894 | 18     | 15 A. DE ANGELIS  | 23.388 |
| 19     | 6 S. BRADL        | 19.208 | 19     | 6 S. BRADL        | 24.506 | 19     | 27 J. DIXON       | 11.543 | 19     | 37 O. JEZEK       | 10.897 | 19     | 37 O. JEZEK       | 23.478 |
| 20     | 37 O. JEZEK       | 19.244 | 20     | 37 O. JEZEK       | 24.692 | 20     | 37 O. JEZEK       | 11.606 | 20     | 27 J. DIXON       | 10.925 | 20     | 84 R. RUSSO       | 23.544 |
| 21     | 86 A. BADOVINI    | 19.456 | 21     | 86 A. BADOVINI    | 24.733 | 21     | 32 L. SAVADORI    | 11.629 | 21     | 86 A. BADOVINI    | 10.987 | 21     | 86 A. BADOVINI    | 23.701 |
| 22     | 32 L. SAVADORI    | 20.709 | 22     | 32 L. SAVADORI    | 27.016 | 22     | 86 A. BADOVINI    | 11.636 | 22     | 32 L. SAVADORI    | 11.287 | 22     | 32 L. SAVADORI    | 33.255 |

28/05/2017

These data/results cannot be reproduced, stored and/or transmitted in whole or in part by any manner of electronic, mechanical, photocopying, recording, broadcasting or otherwise now known or herein after developed without the previous express consent by the copyright owner, except for reproduction in daily press and regular printed publications on sale to the public within 60 days of the event related to those data/results and always provided that copyright symbol appears together as follows below.

© DORNA WSBK ORGANIZATION Srl 2017



Donington Park 4.023 m

## UK Round, 26-27-28 May 2017 World Superbike - Ideal Times Warm Up

| No.                       | Rider              | Nat | Bike              | Seg. 1          | Seg. 2          | Seg. 3          | Seg. 4          | Seg. 5          | Ideal Time           |      |       |
|---------------------------|--------------------|-----|-------------------|-----------------|-----------------|-----------------|-----------------|-----------------|----------------------|------|-------|
|                           |                    |     |                   | Diff. 1         | Diff. 2         | Diff. 3         | Diff. 4         | Diff. 5         | Best Lap             | Pos. | Diff. |
| 1                         | 1 J. REA           | GBR | Kawasaki ZX-10RR  | 18.588<br>0.034 | 23.946          | 11.282<br>0.086 | 10.484          | 22.787<br>0.153 | 1'27.087<br>1'27.360 | 2    | 0.273 |
| 2                         | 7 C. DAVIES        | GBR | Ducati Panigale R | 18.849<br>0.021 | 24.041          | 11.470<br>0.036 | 10.512<br>0.031 | 22.699          | 1'27.571<br>1'27.659 | 4    | 0.088 |
| 3                         | 66 T. SYKES        | GBR | Kawasaki ZX-10RR  | 18.806          | 24.032<br>0.013 | 11.351          | 10.613<br>0.018 | 22.769<br>0.048 | 1'27.571<br>1'27.650 | 3    | 0.079 |
| 4                         | 2 L. CAMIER        | GBR | MV Agusta 1000 F4 | 18.939          | 23.970          | 11.461<br>0.027 | 10.591<br>0.103 | 22.973<br>0.124 | 1'27.934<br>1'28.188 | 6    | 0.254 |
| 5                         | 33 M. MELANDRI     | ITA | Ducati Panigale R | 18.842          | 24.054<br>0.205 | 11.384<br>0.083 | 10.708<br>0.076 | 23.028          | 1'28.016<br>1'28.380 | 7    | 0.364 |
| 6                         | 91 L. HASLAM       | GBR | Kawasaki ZX-10RR  | 18.943          | 24.036<br>0.009 | 11.420<br>0.009 | 10.776          | 22.987          | 1'28.162<br>1'28.180 | 5    | 0.018 |
| 7                         | 60 M. VAN DER MARK | NED | Yamaha YZF R1     | 18.812<br>0.115 | 24.246<br>0.045 | 11.345<br>0.204 | 10.745<br>0.027 | 23.238<br>0.012 | 1'28.386<br>1'28.789 | 10   | 0.403 |
| 8                         | 22 A. LOWES        | GBR | Yamaha YZF R1     | 19.098<br>0.094 | 24.044          | 11.290<br>0.084 | 10.818<br>0.098 | 23.166<br>0.128 | 1'28.416<br>1'28.820 | 11   | 0.404 |
| 9                         | 12 X. FORÉS        | ESP | Ducati Panigale R | 19.051          | 24.259<br>0.100 | 11.480<br>0.103 | 10.775          | 23.020          | 1'28.585<br>1'28.788 | 9    | 0.203 |
| 10                        | 81 J. TORRES       | ESP | BMW S 1000 RR     | 19.040          | 24.351<br>0.014 | 11.388<br>0.103 | 10.701          | 23.148          | 1'28.628<br>1'28.745 | 8    | 0.117 |
| 11                        | 36 L. MERCADO      | ARG | Aprilia RSV4 RF   | 18.993<br>0.042 | 24.276<br>0.030 | 11.421<br>0.037 | 10.757          | 23.248<br>0.028 | 1'28.695<br>1'28.832 | 12   | 0.137 |
| 12                        | 88 R. KRUMMENACHER | SUI | Kawasaki ZX-10RR  | 18.972<br>0.074 | 24.287<br>0.165 | 11.489<br>0.028 | 10.811          | 23.196          | 1'28.755<br>1'29.022 | 15   | 0.267 |
| 13                        | 35 R. DE ROSA      | ITA | BMW S 1000 RR     | 18.938<br>0.061 | 24.369<br>0.126 | 11.345<br>0.113 | 10.873          | 23.235<br>0.066 | 1'28.760<br>1'29.126 | 17   | 0.366 |
| 14                        | 40 R. RAMOS        | ESP | Kawasaki ZX-10RR  | 19.023          | 24.371<br>0.088 | 11.421          | 10.851          | 23.126          | 1'28.792<br>1'28.880 | 13   | 0.088 |
| 15                        | 50 E. LAVERTY      | IRL | Aprilia RSV4 RF   | 19.086          | 24.328          | 11.464<br>0.029 | 10.873<br>0.017 | 23.211          | 1'28.962<br>1'29.008 | 14   | 0.046 |
| 16                        | 15 A. DE ANGELIS   | RSM | Kawasaki ZX-10RR  | 18.991<br>0.029 | 24.354          | 11.388<br>0.052 | 10.888          | 23.388          | 1'29.009<br>1'29.090 | 16   | 0.081 |
| 17                        | 27 J. DIXON        | GBR | Kawasaki ZX-10RR  | 19.039<br>0.043 | 24.386<br>0.044 | 11.543          | 10.925<br>0.020 | 23.315<br>0.187 | 1'29.208<br>1'29.502 | 19   | 0.294 |
| 18                        | 6 S. BRADL         | GER | Honda CBR1000RR   | 19.208          | 24.506<br>0.078 | 11.449<br>0.095 | 10.820<br>0.027 | 23.275          | 1'29.258<br>1'29.458 | 18   | 0.200 |
| 19                        | 84 R. RUSSO        | ITA | Yamaha YZF R1     | 19.185          | 24.392          | 11.402<br>0.086 | 10.894<br>0.158 | 23.544<br>0.106 | 1'29.417<br>1'29.767 | 20   | 0.350 |
| 20                        | 37 O. JEZEK        | CZE | Kawasaki ZX-10RR  | 19.244<br>0.162 | 24.692          | 11.606<br>0.011 | 10.897          | 23.478<br>0.261 | 1'29.917<br>1'30.351 | 21   | 0.434 |
| 21                        | 86 A. BADOVINI     | ITA | Kawasaki ZX-10RR  | 19.456<br>0.134 | 24.733<br>0.059 | 11.636<br>0.023 | 10.987          | 23.701          | 1'30.513<br>1'30.729 | 22   | 0.216 |
| <b>Overall Ideal Time</b> |                    |     |                   | 18.588          | 23.946          | 11.282          | 10.484          | 22.699          | 1'26.999             |      |       |

28/05/2017

These data/results cannot be reproduced, stored and/or transmitted in whole or in part by any manner of electronic, mechanical, photocopying, recording, broadcasting or otherwise now known or herein after developed without the previous express consent by the copyright owner, except for reproduction in daily press and regular printed publications on sale to the public within 60 days of the event related to those data/results and always provided that copyright symbol appears together as follows below.

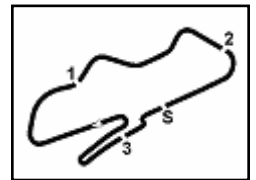
© DORNA WSBK ORGANIZATION Srl 2017

**FKR PERUGIA TIMING**


Official Tyre Supplier



Official Timekeeper



Donington Park 4.023 m

1 / 2

## UK Round, 26-27-28 May 2017

### World Superbike - Chronological Analysis Warm Up

| 1° 1 J. REA (1'27.360) |               |               |               |               |               |            |              |              |
|------------------------|---------------|---------------|---------------|---------------|---------------|------------|--------------|--------------|
| Lap                    | Seg. 1        | Seg. 2        | Seg. 3        | Seg. 4        | Seg. 5        | Lap Time   | km/h         | Local Time   |
|                        |               | 25.224        | 11.500        | 11.159        | 23.918        |            | <b>262.1</b> | 9:51'35.103  |
| 1                      | 18.744        | 24.206        | 11.399        | 10.746        | 22.866        | 1'27.961   | <b>263.4</b> | 9:53'03.064  |
| 2                      | 18.638        | 23.955        | 11.500        | 10.644        | <b>22.787</b> | 1'27.524   | <b>262.8</b> | 9:54'30.588  |
| 3                      | <b>18.588</b> | 24.060        | 11.350        | 10.601        | 22.842        | 1'27.441   | <b>264.7</b> | 9:55'58.029  |
| 4                      | 18.622        | <b>23.946</b> | 11.368        | <b>10.484</b> | 22.940        | 1'27.360   | <b>264.1</b> | 9:57'25.389  |
| 5                      | 18.660        | 24.129        | 11.285        | 10.569        | 22.844        | 1'27.487   | <b>266.7</b> | 9:58'52.876  |
| 6                      | 18.668        | 23.949        | <b>11.282</b> | 41.496        | 38.898        | 2'14.293 P | <b>263.4</b> | 10:01'07.169 |

| 2° 66 T. SYKES (1'27.650) |               |               |               |               |               |          |              |              |
|---------------------------|---------------|---------------|---------------|---------------|---------------|----------|--------------|--------------|
| Lap                       | Seg. 1        | Seg. 2        | Seg. 3        | Seg. 4        | Seg. 5        | Lap Time | km/h         | Local Time   |
|                           |               | 25.822        | 11.911        | 11.555        | 23.814        |          | <b>260.9</b> | 9:52'31.694  |
| 1                         | 19.719        | 25.605        | 11.469        | 10.877        | 23.040        | 1'30.710 | <b>260.9</b> | 9:54'02.404  |
| 2                         | 18.884        | 24.039        | 11.385        | 10.631        | 22.830        | 1'27.769 | <b>265.4</b> | 9:55'30.173  |
| 3                         | 18.923        | <b>24.032</b> | 11.430        | 11.019        | 23.545        | 1'28.949 | <b>268.0</b> | 9:56'59.122  |
| 4                         | <b>18.806</b> | 24.045        | <b>11.351</b> | 10.631        | 22.817        | 1'27.650 | <b>264.7</b> | 9:58'26.772  |
| 5                         | 18.888        | 24.129        | 11.355        | <b>10.613</b> | 22.880        | 1'27.865 | <b>264.7</b> | 9:59'54.637  |
| 6                         | 18.892        | 24.056        | 11.383        | 10.645        | 22.904        | 1'27.880 | <b>265.4</b> | 10:01'22.517 |
| 7                         | 18.870        | 24.198        | 11.415        | 10.923        | 23.447        | 1'28.853 | <b>266.0</b> | 10:02'51.370 |
| 8                         | 18.900        | 24.274        | 11.373        | 10.718        | <b>22.769</b> | 1'28.034 | <b>265.4</b> | 10:04'19.404 |
| 9                         | 18.903        | 24.037        | 11.375        | 10.622        | 22.889        | 1'27.826 | <b>266.0</b> | 10:05'47.230 |

| 3° 7 C. DAVIES (1'27.659) |               |               |               |               |               |          |              |              |
|---------------------------|---------------|---------------|---------------|---------------|---------------|----------|--------------|--------------|
| Lap                       | Seg. 1        | Seg. 2        | Seg. 3        | Seg. 4        | Seg. 5        | Lap Time | km/h         | Local Time   |
|                           |               | 27.128        | 11.878        | 11.856        | 23.972        |          | <b>255.3</b> | 9:52'19.368  |
| 1                         | 19.146        | 24.415        | 11.537        | 10.968        | 23.040        | 1'29.106 | <b>263.4</b> | 9:53'48.474  |
| 2                         | 19.035        | 24.047        | 11.611        | 10.609        | 22.785        | 1'28.087 | <b>263.4</b> | 9:55'16.561  |
| 3                         | 18.907        | 24.123        | 11.487        | 10.601        | 22.708        | 1'27.826 | <b>263.4</b> | 9:56'44.387  |
| 4                         | 18.870        | <b>24.041</b> | 11.506        | 10.543        | <b>22.699</b> | 1'27.659 | <b>265.4</b> | 9:58'12.046  |
| 5                         | 18.854        | 24.100        | <b>11.470</b> | 10.598        | 22.944        | 1'27.966 | <b>264.1</b> | 9:59'40.012  |
| 6                         | 18.948        | 24.219        | 11.486        | 10.848        | 22.805        | 1'28.306 | <b>265.4</b> | 10:01'08.318 |
| 7                         | <b>18.849</b> | 24.075        | 11.502        | <b>10.512</b> | 22.791        | 1'27.729 | <b>264.7</b> | 10:02'36.047 |
| 8                         | <b>18.929</b> | 24.149        | 11.553        | 10.587        | 23.005        | 1'28.223 | <b>262.8</b> | 10:04'04.270 |
| 9                         | 21.587        | 27.717        | 12.822        | 12.433        | 25.116        | 1'39.675 | <b>214.3</b> | 10:05'43.945 |

| 4° 91 L. HASLAM (1'28.180) |               |               |               |               |               |            |              |              |
|----------------------------|---------------|---------------|---------------|---------------|---------------|------------|--------------|--------------|
| Lap                        | Seg. 1        | Seg. 2        | Seg. 3        | Seg. 4        | Seg. 5        | Lap Time   | km/h         | Local Time   |
|                            |               | 25.370        | 12.028        | 11.277        | 27.728        |            | <b>251.7</b> | 9:51'40.080  |
| 1                          | 2'53.449      | 24.661        | 11.528        | 10.972        | 23.182        | 4'03.792 P | <b>259.0</b> | 9:55'43.872  |
| 2                          | 19.008        | 24.409        | 11.926        | 11.042        | 23.277        | 1'29.662   | <b>257.8</b> | 9:57'13.534  |
| 3                          | 19.138        | <b>24.036</b> | <b>11.420</b> | 10.805        | 23.130        | 1'28.529   | <b>258.4</b> | 9:58'42.063  |
| 4                          | 19.198        | 24.112        | 11.468        | 10.895        | 23.136        | 1'28.809   | <b>258.4</b> | 10:00'10.872 |
| 5                          | <b>18.943</b> | 24.045        | 11.429        | <b>10.776</b> | <b>22.987</b> | 1'28.180   | <b>260.2</b> | 10:01'39.052 |
| 6                          | 19.159        | 24.628        | 11.628        | 11.121        | 24.382        | 1'30.918   | <b>256.5</b> | 10:03'09.970 |
| 7                          | 19.077        | 26.105        | 11.926        | 10.988        | 23.361        | 1'31.457   | <b>254.1</b> | 10:04'41.427 |
| 8                          | 19.059        | 24.097        | 11.507        | 10.790        | 23.007        | 1'28.460   | <b>258.4</b> | 10:06'09.887 |

| 5° 2 L. CAMIER (1'28.188) |               |               |               |               |               |          |              |              |
|---------------------------|---------------|---------------|---------------|---------------|---------------|----------|--------------|--------------|
| Lap                       | Seg. 1        | Seg. 2        | Seg. 3        | Seg. 4        | Seg. 5        | Lap Time | km/h         | Local Time   |
|                           |               | 26.232        | 11.998        | 11.621        | 24.409        |          | <b>252.3</b> | 9:53'34.871  |
| 1                         | 19.465        | 24.425        | 11.582        | 10.978        | 23.409        | 1'29.859 | <b>259.6</b> | 9:55'04.730  |
| 2                         | 18.970        | 24.075        | 11.513        | 10.694        | <b>22.973</b> | 1'28.225 | <b>260.9</b> | 9:56'32.955  |
| 3                         | <b>18.939</b> | <b>23.970</b> | 11.488        | 10.694        | 23.097        | 1'28.188 | <b>260.2</b> | 9:58'01.143  |
| 4                         | 18.990        | 24.115        | <b>11.461</b> | 10.680        | 23.190        | 1'28.436 | <b>261.5</b> | 9:59'29.579  |
| 5                         | 18.984        | 24.055        | 11.549        | <b>10.591</b> | 23.550        | 1'28.529 | <b>262.8</b> | 10:00'58.108 |
| 6                         | 20.251        | 26.373        | 11.780        | 10.865        | 23.561        | 1'32.830 | <b>259.6</b> | 10:02'30.938 |
| 7                         | 19.022        | 24.165        | 11.571        | 10.623        | 23.052        | 1'28.433 | <b>260.9</b> | 10:03'59.371 |
| 8                         | 19.000        | 24.232        | 11.528        | 10.669        | 23.214        | 1'28.643 | <b>262.8</b> | 10:05'28.014 |

| 6° 33 M. MELANDRI (1'28.380) |               |               |               |               |               |          |              |              |
|------------------------------|---------------|---------------|---------------|---------------|---------------|----------|--------------|--------------|
| Lap                          | Seg. 1        | Seg. 2        | Seg. 3        | Seg. 4        | Seg. 5        | Lap Time | km/h         | Local Time   |
|                              |               | 27.182        | 11.997        | 11.710        | 24.125        |          | <b>250.0</b> | 9:51'42.988  |
| 1                            | 19.254        | 24.500        | 11.457        | 11.229        | 28.123        | 1'34.563 | <b>266.7</b> | 9:53'17.551  |
| 2                            | 18.999        | 24.413        | 12.104        | 12.128        | 23.526        | 1'31.170 | <b>263.4</b> | 9:54'48.721  |
| 3                            | 18.936        | 24.510        | 11.449        | 10.742        | 23.247        | 1'28.884 | <b>268.0</b> | 9:56'17.605  |
| 4                            | <b>18.842</b> | 24.259        | 11.467        | 10.784        | <b>23.028</b> | 1'28.380 | <b>268.0</b> | 9:57'45.985  |
| 5                            | 19.006        | <b>24.054</b> | <b>11.384</b> | 11.081        | 24.151        | 1'29.676 | <b>267.3</b> | 9:59'15.661  |
| 6                            | 19.149        | 24.118        | 11.441        | 10.842        | 23.246        | 1'28.796 | <b>268.0</b> | 10:00'44.457 |
| 7                            | 19.039        | 24.276        | 11.507        | <b>10.708</b> | 23.123        | 1'28.653 | <b>267.3</b> | 10:02'13.110 |
| 8                            | 22.121        | 25.946        | 12.255        | 11.918        | 23.667        | 1'35.907 | <b>251.2</b> | 10:03'49.017 |
| 9                            | 19.132        | 24.312        | 11.498        | 10.810        | 23.186        | 1'28.938 | <b>268.0</b> | 10:05'17.955 |

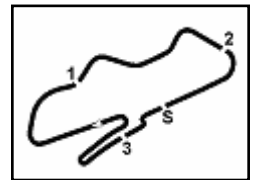
| 7° 81 J. TORRES (1'28.745) |        |        |        |        |        |          |              |             |
|----------------------------|--------|--------|--------|--------|--------|----------|--------------|-------------|
| Lap                        | Seg. 1 | Seg. 2 | Seg. 3 | Seg. 4 | Seg. 5 | Lap Time | km/h         | Local Time  |
|                            |        | 28.421 | 12.616 | 12.312 | 25.780 |          | <b>221.8</b> | 9:52'31.271 |

|   |               |               |               |               |               |          |              |              |
|---|---------------|---------------|---------------|---------------|---------------|----------|--------------|--------------|
| 1 | 20.013        | 26.037        | 11.593        | 11.072        | 23.795        | 1'32.510 | <b>256.5</b> | 9:54'03.781  |
| 2 | 19.739        | 24.872        | 11.494        | 10.897        | 23.677        | 1'30.679 | <b>259.6</b> | 9:55'34.460  |
| 3 | 19.308        | 24.673        | 11.496        | 10.797        | 23.322        | 1'29.596 | <b>262.8</b> | 9:57'04.056  |
| 4 | 19.314        | 24.564        | 11.444        | 10.741        | 23.465        | 1'29.528 | <b>259.6</b> | 9:58'33.584  |
| 5 | 19.101        | 24.454        | <b>11.388</b> | 10.878        | 23.473        | 1'29.294 | <b>260.2</b> | 9:59'02.878  |
| 6 | 20.176        | 29.262        | 11.571        | 10.897        | 23.617        | 1'35.523 | <b>257.1</b> | 10:01'38.401 |
| 7 | 19.307        | <b>24.351</b> | 11.531        | 11.761        | 23.173        | 1'29.123 | <b>259.0</b> | 10:03'07.524 |
| 8 | 19.141        | 24.440        | 11.495        | 10.717        | 23.377        | 1'29.170 | <b>257.1</b> | 10:04'36.694 |
| 9 | <b>19.040</b> | 24.365        | 11.491        | <b>10.701</b> | <b>23.148</b> | 1'28.745 | <b>258.4</b> | 10:06'05.439 |

| 8° 12 X. FORÉS (1'28.788) |               |               |               |               |               |          |              |              |
|---------------------------|---------------|---------------|---------------|---------------|---------------|----------|--------------|--------------|
| Lap                       | Seg. 1        | Seg. 2        | Seg. 3        | Seg. 4        | Seg. 5        | Lap Time | km/h         | Local Time   |
|                           |               | 29.765        | 14.264        | 11.904        | 24.403        |          | <b>174.5</b> | 9:52'32.775  |
| 1                         | 19.280        | 25.613        | 11.575        | 11.244        | 23.484        | 1'31.196 | <b>259.6</b> | 9:54'03.971  |
| 2                         | 19.262        | 24.353        | 11.636        | 10.836        | 23.171        | 1'29.258 | <b>260.9</b> | 9:55'33.229  |
| 3                         | 19.172        | 24.377        | 11.489        | 10.904        | 23.301        | 1'29.243 | <b>260.2</b> | 9:57'02.472  |
| 4                         | 19.093        | 24.393        | <b>11.480</b> | 10.836        | 23.444        | 1'29.246 | <b>260.2</b> | 9:58'31.718  |
| 5                         | 19.207        | 24.295        | 11.509        | 10.866        | 23.121        | 1'28.992 | <b>259.6</b> | 10:00'00.710 |
| 6                         | 19.143        | 24.404        | 11.603        | 10.846        | 23.036        | 1'29.032 | <b>261.5</b> | 10:01'29.742 |
| 7                         | <b>19.051</b> | 24.359        | 11.583        | <b>10.775</b> | <b>23.020</b> | 1'28.788 | <b>261.5</b> | 10:02'58.530 |
| 8                         | 19.101        | 24.408        | 11.582        | 12.477        | 26.251        | 1'33.819 | <b>261.5</b> | 10:04'32.349 |
| 9                         | 19.103        | <b>24.259</b> | 11.604        | 10.795        | 23.036        | 1'28.797 | <b>259.6</b> | 10:06'01.146 |

| 9° 60 M. VAN DER MARK (1'28.789) |               |               |               |               |               |          |              |              |
|----------------------------------|---------------|---------------|---------------|---------------|---------------|----------|--------------|--------------|
| Lap                              | Seg. 1        | Seg. 2        | Seg. 3        | Seg. 4        | Seg. 5        | Lap Time | km/h         | Local Time   |
|                                  |               | 25.505        | 11.522        | 11.396        | 24.095        |          | <b>258.4</b> | 9:51'53.749  |
| 1                                | 19.037        | 24.764        | 11.516        | 11.104        | 23.560        | 1'29.981 | <b>260.9</b> | 9:53'23.730  |
| 2                                | 19.055        | 24.438        | 11.486        | 10.944        | 23.643        | 1'29.566 | <b>262.1</b> | 9:54'53.296  |
| 3                                | 18.907        | 24.468        | <b>11.345</b> | 10.922        | 23.492        | 1'29.134 | <b>264.7</b> | 9:56'22.430  |
| 4                                | 18.936        | 24.420        | 11.388        | 10.800        | 23.411        | 1'28.955 | <b>264.7</b> | 9:57'51.385  |
| 5                                | <b>18.878</b> | 24.412        | 11.364        | <b>10.745</b> | 23.407        | 1'28.806 | <b>266.0</b> | 9:59'20.191  |
| 6                                | <b>18.812</b> | <b>24.246</b> | 11.591        | 10.998        | 23.455        | 1'29.102 | <b>264.7</b> | 10:00'49.293 |
| 7                                | 18.968        | 24.365        | 11.446        | 10.871        | <b>23.238</b> | 1'28.888 | <b>262.1</b> | 10:02'18.181 |
| 8                                | 18.927        | 24.291        | 11.549        | 10.772        | 23.250        | 1'28.789 | <b>261.5</b> | 10:03'46.970 |
| 9                                | 18.823        | 24.513        | 11.408        | 10.781        | 23.380        | 1'28.905 | <b>259.0</b> | 10:05'15.875 |

| 10° 22 A. LOWES (1'28.820) |  |  |  |  |  |  |  |  |
|----------------------------|--|--|--|--|--|--|--|--|
|                            |  |  |  |  |  |  |  |  |



Donington Park 4.023 m

## UK Round, 26-27-28 May 2017

### World Superbike - Chronological Analysis Warm Up

2 / 2

| Lap | Seg. 1        | Seg. 2        | Seg. 3        | Seg. 4        | Seg. 5        | Lap Time   | km/h         | Local Time   |
|-----|---------------|---------------|---------------|---------------|---------------|------------|--------------|--------------|
| 1   | 19.371        | 24.525        | 11.772        | 11.038        | 23.292        | 1'29.998   | <b>263.4</b> | 9:53'06.776  |
| 2   | 19.203        | 24.360        | 11.528        | 10.938        | 23.292        | 1'29.321   | <b>264.1</b> | 9:54'36.097  |
| 3   | 19.158        | 24.341        | <b>11.464</b> | <b>10.873</b> | 23.243        | 1'29.079   | <b>264.7</b> | 9:56'05.176  |
| 4   | <b>19.086</b> | <b>24.328</b> | 11.493        | 10.890        | <b>23.211</b> | 1'29.008   | <b>264.1</b> | 9:57'34.184  |
| 5   | 19.121        | 24.400        | 11.508        | 10.933        | 27.004        | 1'32.966 P | <b>262.8</b> | 9:59'07.150  |
| 6   | 2'03.994      | 25.507        | 11.667        | 11.605        | 24.066        | 3'16.839 P | <b>249.4</b> | 10:02'23.989 |
| 7   | 19.150        | 24.379        | 11.610        | 10.947        | 23.321        | 1'29.407   | <b>264.1</b> | 10:03'53.396 |
| 8   | 19.209        | 24.431        | 11.492        | 10.909        | 23.252        | 1'29.293   | <b>264.7</b> | 10:05'22.689 |

#### 14° 88 R. KRUMMENACHER (1'29.022)

| Lap | Seg. 1        | Seg. 2        | Seg. 3        | Seg. 4        | Seg. 5        | Lap Time | km/h         | Local Time   |
|-----|---------------|---------------|---------------|---------------|---------------|----------|--------------|--------------|
| 1   | 19.219        | 25.718        | 12.602        | 11.868        | 23.972        | 1'29.997 | <b>231.3</b> | 9:51'37.289  |
| 2   | 19.259        | 24.486        | 11.719        | 11.007        | 23.566        | 1'29.827 | <b>252.3</b> | 9:53'07.286  |
| 3   | 19.290        | 24.312        | 11.576        | 10.890        | 23.362        | 1'29.430 | <b>251.2</b> | 9:56'06.543  |
| 4   | 19.275        | 25.463        | 11.531        | 11.275        | 23.735        | 1'31.279 | <b>256.5</b> | 9:57'37.822  |
| 5   | <b>18.972</b> | 24.422        | 11.497        | 10.918        | 23.279        | 1'29.088 | <b>255.9</b> | 9:59'06.910  |
| 6   | 19.024        | 24.445        | <b>11.489</b> | 10.994        | 23.276        | 1'29.228 | <b>256.5</b> | 10:00'36.138 |
| 7   | 19.046        | 24.452        | 11.517        | <b>10.811</b> | <b>23.196</b> | 1'29.022 | <b>254.1</b> | 10:02'05.160 |
| 8   | 19.093        | <b>24.287</b> | 11.588        | 10.840        | 23.216        | 1'29.024 | <b>248.3</b> | 10:03'34.184 |
| 9   | 19.057        | 24.370        | 11.501        | <b>10.811</b> | 23.315        | 1'29.054 | <b>255.3</b> | 10:05'03.238 |

#### 15° 15 A. DE ANGELIS (1'29.090)

| Lap | Seg. 1        | Seg. 2        | Seg. 3 | Seg. 4        | Seg. 5        | Lap Time | km/h         | Local Time   |
|-----|---------------|---------------|--------|---------------|---------------|----------|--------------|--------------|
| 1   | 19.388        | 25.778        | 14.508 | 11.981        | 24.472        | 1'35.896 | <b>211.8</b> | 9:51'41.986  |
| 2   | 19.151        | 24.808        | 11.450 | 11.132        | 29.118        | 1'35.896 | <b>256.5</b> | 9:53'17.882  |
| 3   | 19.065        | 24.370        | 11.388 | 10.924        | 23.502        | 1'29.249 | <b>261.5</b> | 9:56'18.600  |
| 4   | 18.996        | 24.527        | 11.461 | 10.950        | 23.672        | 1'29.606 | <b>257.8</b> | 9:57'48.206  |
| 5   | 25.438        | 29.160        | 11.700 | 12.149        | 24.115        | 1'42.562 | <b>251.2</b> | 9:59'30.768  |
| 6   | 19.011        | 24.358        | 11.473 | 10.964        | 23.633        | 1'29.439 | <b>256.5</b> | 10:01'00.207 |
| 7   | 24.180        | 34.247        | 14.499 | 12.071        | 26.393        | 1'51.390 | <b>196.4</b> | 10:02'51.597 |
| 8   | 19.020        | <b>24.354</b> | 11.440 | <b>10.888</b> | <b>23.388</b> | 1'29.090 | <b>258.4</b> | 10:04'20.687 |
| 9   | <b>18.991</b> | 24.606        | 11.458 | 10.968        | 23.571        | 1'29.594 | <b>256.5</b> | 10:05'50.281 |

#### 16° 35 R. DE ROSA (1'29.126)

| Lap | Seg. 1        | Seg. 2        | Seg. 3        | Seg. 4        | Seg. 5        | Lap Time | km/h         | Local Time   |
|-----|---------------|---------------|---------------|---------------|---------------|----------|--------------|--------------|
| 1   | 19.205        | 27.705        | 11.922        | 11.970        | 24.615        | 1'29.940 | <b>244.9</b> | 9:51'43.917  |
| 2   | 20.299        | 24.626        | <b>11.345</b> | 11.086        | 23.678        | 1'36.244 | <b>264.7</b> | 9:53'13.857  |
| 3   | <b>18.938</b> | 28.023        | 11.973        | 11.543        | 24.406        | 1'36.244 | <b>256.5</b> | 9:54'50.101  |
| 4   | 19.110        | <b>24.369</b> | 11.350        | 10.909        | 23.579        | 1'29.145 | <b>264.7</b> | 9:56'19.246  |
| 5   | 19.110        | 24.405        | 11.513        | 10.914        | 23.354        | 1'29.296 | <b>265.4</b> | 9:57'48.542  |
| 6   | 19.184        | 24.899        | 11.594        | 11.120        | 23.390        | 1'30.187 | <b>258.4</b> | 9:59'18.729  |
| 7   | 19.389        | 24.784        | 11.556        | 11.093        | 24.060        | 1'30.882 | <b>259.0</b> | 10:00'49.611 |
| 8   | 19.075        | 24.547        | 11.427        | 10.996        | <b>23.235</b> | 1'29.280 | <b>259.6</b> | 10:02'18.891 |
| 9   | 19.159        | 24.680        | 11.560        | 11.203        | 23.961        | 1'30.563 | <b>261.5</b> | 10:03'49.454 |
| 9   | 18.999        | 24.495        | 11.458        | <b>10.873</b> | 23.301        | 1'29.126 | <b>260.2</b> | 10:05'18.580 |

#### 17° 6 S. BRADL (1'29.458)

| Lap | Seg. 1        | Seg. 2        | Seg. 3        | Seg. 4        | Seg. 5        | Lap Time | km/h         | Local Time   |
|-----|---------------|---------------|---------------|---------------|---------------|----------|--------------|--------------|
| 1   | 19.508        | 27.519        | 11.759        | 11.866        | 24.404        | 1'30.468 | <b>255.9</b> | 9:51'45.496  |
| 2   | 19.727        | 24.809        | 11.514        | 11.044        | 23.593        | 1'30.468 | <b>259.6</b> | 9:53'15.964  |
| 3   | 19.727        | 24.945        | 11.721        | 11.176        | 27.403        | 1'34.972 | <b>258.4</b> | 9:54'50.936  |
| 4   | 19.258        | <b>24.506</b> | <b>11.449</b> | 10.948        | 23.381        | 1'29.542 | <b>260.9</b> | 9:56'20.478  |
| 5   | 19.223        | 24.626        | 11.538        | <b>10.820</b> | 23.369        | 1'29.576 | <b>259.0</b> | 9:57'50.054  |
| 6   | <b>19.208</b> | 24.584        | 11.544        | 10.847        | <b>23.275</b> | 1'29.458 | <b>259.0</b> | 9:59'19.512  |
| 7   | 19.366        | 24.670        | 11.588        | 11.145        | 23.640        | 1'30.409 | <b>262.1</b> | 10:00'49.921 |
| 8   | 19.348        | 24.609        | 11.576        | 10.946        | 23.357        | 1'29.836 | <b>260.2</b> | 10:02'19.757 |
| 9   | 19.242        | 24.544        | 11.560        | 11.203        | 23.961        | 1'30.563 | <b>261.5</b> | 10:03'55.953 |
| 9   | 19.545        | 24.694        | 11.638        | 10.933        | 23.494        | 1'30.304 | <b>259.6</b> | 10:05'26.257 |

#### 18° 27 J. DIXON (1'29.502)

| Lap | Seg. 1        | Seg. 2        | Seg. 3        | Seg. 4        | Seg. 5        | Lap Time | km/h         | Local Time   |
|-----|---------------|---------------|---------------|---------------|---------------|----------|--------------|--------------|
| 1   | 19.605        | 25.706        | 11.821        | 11.659        | 24.323        | 1'31.091 | <b>247.1</b> | 9:51'37.863  |
| 2   | 19.293        | 24.657        | 11.645        | 11.205        | 23.979        | 1'30.326 | <b>253.5</b> | 9:53'08.954  |
| 3   | 19.152        | 24.721        | 11.655        | 11.056        | 23.601        | 1'30.326 | <b>253.5</b> | 9:54'39.280  |
| 4   | 19.152        | 24.482        | 11.666        | 11.016        | 23.617        | 1'29.933 | <b>252.3</b> | 9:56'09.213  |
| 5   | 19.166        | 24.448        | 11.677        | 10.992        | 23.677        | 1'29.960 | <b>255.9</b> | 9:57'39.173  |
| 6   | 19.111        | 24.440        | 11.553        | <b>10.925</b> | 23.520        | 1'29.549 | <b>257.1</b> | 9:59'08.722  |
| 7   | <b>19.039</b> | 24.504        | 11.670        | 11.145        | 23.512        | 1'29.870 | <b>254.1</b> | 10:00'38.592 |
| 8   | 19.082        | 24.430        | <b>11.543</b> | 10.945        | 23.502        | 1'29.502 | <b>248.8</b> | 10:02'08.094 |
| 9   | 19.114        | <b>24.386</b> | 11.666        | 11.021        | <b>23.315</b> | 1'29.502 | <b>256.5</b> | 10:03'37.596 |
| 9   | 19.075        | 24.450        | 11.660        | 10.962        | 23.356        | 1'29.503 | <b>251.2</b> | 10:05'07.099 |

#### 19° 84 R. RUSSO (1'29.767)

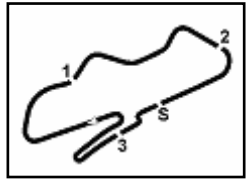
| Lap | Seg. 1 | Seg. 2 | Seg. 3 | Seg. 4 | Seg. 5        | Lap Time | km/h         | Local Time  |
|-----|--------|--------|--------|--------|---------------|----------|--------------|-------------|
| 1   | 19.319 | 26.739 | 12.131 | 11.482 | 24.035        | 1'29.793 | <b>248.8</b> | 9:51'39.913 |
|     |        | 24.412 | 11.522 | 10.996 | <b>23.544</b> |          | <b>254.1</b> | 9:53'09.706 |

28/05/2017

P = Pits In/Out - C = Lap-Time Cancelled

These data/results cannot be reproduced, stored and/or transmitted in whole or in part by any manner of electronic, mechanical, photocopying, recording, broadcasting or otherwise now known or herein after developed without the previous express consent by the copyright owner, except for reproduction in daily press and regular printed publications on sale to the public within 60 days of the event related to those data/results and always provided that copyright symbol appears together as follows below.

© DORNA WSBK ORGANIZATION Srl 2017

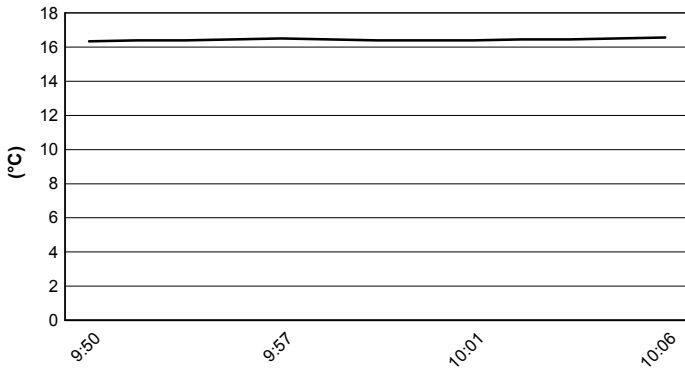


Donington Park 4.023 m

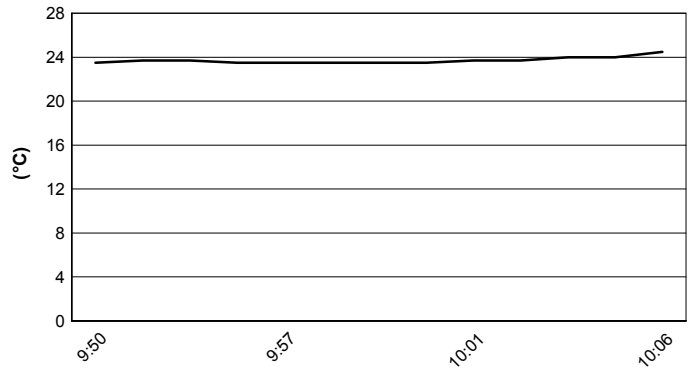
**UK Round, 26-27-28 May 2017**  
**World Superbike - Weather Report Warm Up**

Session started **9:50**      Session ended **10:06**

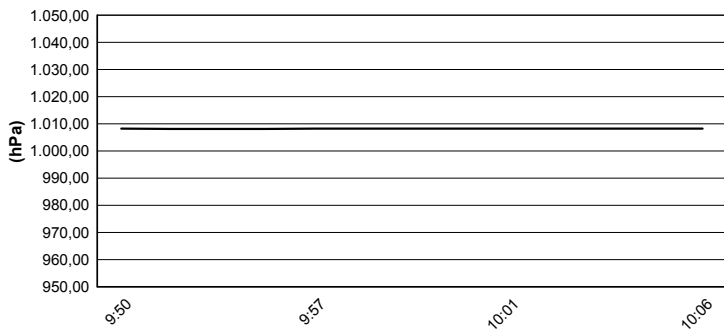
### Air Temperature



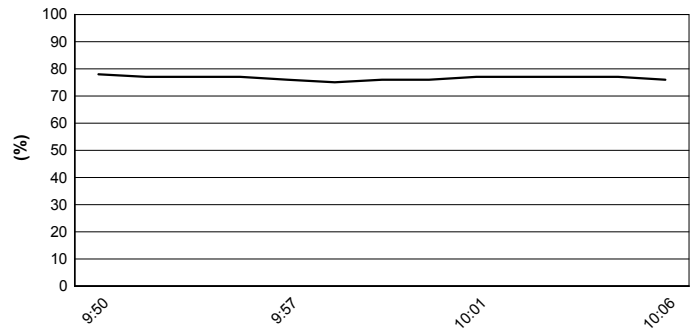
### Track Temperature



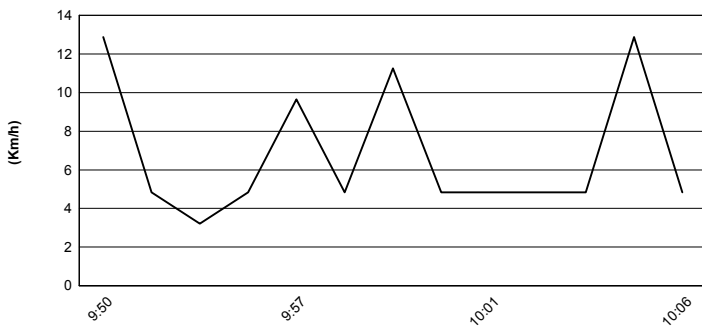
### Air Pressure



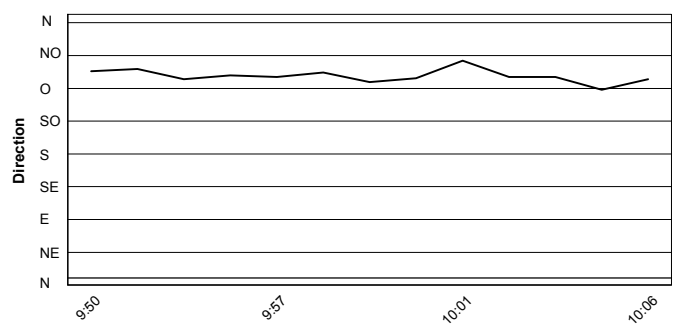
### Humidity



### Wind Speed



### Wind Direction



28/05/2017

These data/results cannot be reproduced, stored and/or transmitted in whole or in part by any manner of electronic, mechanical, photocopying, recording, broadcasting or otherwise now known or herein after developed without the previous express consent by the copyright owner, except for reproduction in daily press and regular printed publications on sale to the public within 60 days of the event related to those data/results and always provided that copyright symbol appears together as follows below.

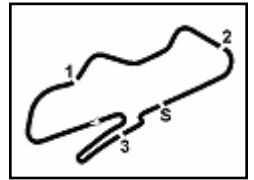
© DORNA WSBK ORGANIZATION Srl 2017



Official Tyre Supplier



Official Timekeeper




Donington Park 4.023 m

## UK Round, 26-27-28 May 2017

### World Superbike - Starting Grid - Race 2

23 Laps x 4,023 km = 92,529 km



|   |   |   |   |
|---|---|---|---|
| 1 | 1<br><b>33 MELANDRI M.</b><br>Ducati    | 2<br><b>60 VAN DER MARK M.</b><br>Yamaha    | 3<br><b>2 CAMIER L.</b><br>MV Agusta      |
| 2 | 4<br><b>36 MERCADO L.</b><br>Aprilia    | 5<br><b>7 DAVIES C.</b><br>Ducati           | 6<br><b>81 TORRES J.</b><br>BMW           |
| 3 | 7<br><b>22 LOWES A.</b><br>Yamaha       | 8<br><b>91 HASLAM L.</b><br>Kawasaki        | 9<br><b>66 SYKES T.</b><br>Kawasaki       |
| 4 | 10<br><b>1 REA J.</b><br>Kawasaki       | 11<br><b>50 LAVERTY E.</b><br>Aprilia       | 12<br><b>12 FORÉS X.</b><br>Ducati        |
| 5 | 13<br><b>32 SAVADORI L.</b><br>Aprilia  | 14<br><b>88 KRUMMENACHER R.</b><br>Kawasaki | 15<br><b>15 DE ANGELIS A.</b><br>Kawasaki |
| 6 | 16<br><b>27 DIXON J.</b><br>Kawasaki    | 17<br><b>6 BRADL S.</b><br>Honda            | 18<br><b>35 DE ROSA R.</b><br>BMW         |
| 7 | 19<br><b>40 RAMOS R.</b><br>Kawasaki    | 20<br><b>84 RUSSO R.</b><br>Yamaha          | 21<br><b>37 JEZEK O.</b><br>Kawasaki      |
| 8 | 22<br><b>86 BADOVINI A.</b><br>Kawasaki |   |   |

28/05/2017 Jury President .....

..... Race Director

These data/results cannot be reproduced, stored and/or transmitted in whole or in part by any manner of electronic, mechanical, photocopying, recording, broadcasting or otherwise now known or herein after developed without the previous express consent by the copyright owner, except for reproduction in daily press and regular printed publications on sale to the public within 60 days of the event related to those data/results and always provided that copyright symbol appears together as follows below.

© DORNA WSBK ORGANIZATION Srl 2017

FKR PERUGIA TIMING



Official Tyre Supplier



Official Timekeeper