

UK Round, 26-27-28 May 2017

World Supersport - Results Race - Red Flag

Laps 3 = 12,069 Km - Time Of Race 4'36.762 - Avg. 156,988 km/h

Pos	Race	Grid	No. Rider	Nat	Team	Bike	Class	LL	Gap	Fastest Lap	Speed	Qualifying		Ranking		
												Time	Speed	R	Tot	Pos
1	1	1	K. SOFUOGLU	TUR	Kawasaki Puccetti Racing	Kawasaki ZX-6R		3		1'30.918	232,8	1'30.904	239,5		50	4
2	3	16	J. CLUZEL	FRA	CIA Landlord Insurance Honda	Honda CBR600RR		3	0.335	1'30.837	237,4	1'31.485			39	6
3	4	81	L. STAPLEFORD	GBR	Profile Racing	Triumph Daytona 675		3	1.134	1'31.152	235,3	1'31.559	238,4		17	16
4	2	144	L. MAHIAS	FRA	GRT Yamaha Official WorldSSP Team	Yamaha YZF R6		3	1.464	1'31.063	236,3	1'30.971	236,3		85	1
5	8	111	K. SMITH	GBR	GEMAR Team Lorini	Honda CBR600RR		3	2.272	1'31.298	236,3	1'31.903	236,3		16	17
6	5	14	J. KENNEDY	IRL	Profile Racing	Triumph Daytona 675		3	2.486	1'31.186	235,8	1'31.565	235,3		4	28
7	6	99	P. JACOBSEN	USA	MV Agusta Reparto Corse	MV Agusta F3 675		3	2.969	1'31.016	236,3	1'31.622	232,3		55	3
8	11	11	C. GAMARINO	ITA	BARDAHL EVAN BROS. Honda Racing	Honda CBR600RR		3	3.664	1'31.391	238,9	1'32.144	236,3		25	10
9	13	64	F. CARICASULO	ITA	GRT Yamaha Official WorldSSP Team	Yamaha YZF R6		3	4.870	1'31.587	241,6	1'32.073	235,8		35	8
10	12	78	H. OKUBO	JPN	CIA Landlord Insurance Honda	Honda CBR600RR		3	5.962	1'32.495	237,4	1'32.192	237,9		22	13
11	9	4	G. REA	GBR	Team Kawasaki Go Eleven	Kawasaki ZX-6R		3	6.455	1'32.201	236,3	1'32.067	237,9		1	32
12	14	77	K. RYDE	GBR	Kawasaki Puccetti Racing	Kawasaki ZX-6R		3	6.821	1'32.385	238,4	1'32.178	237,9		36	7
13	16	13	A. WEST	AUS	EAB West Racing	Yamaha YZF R6		3	7.107	1'32.298	238,9	1'32.452	234,3		23	12
14	10	32	S. MORAIS	RSA	Kallio Racing	Yamaha YZF R6		3	7.531	1'32.260	242,7	1'32.109	235,3		58	2
15	7	40	J. FRANCIS	GBR	HALSALL Racing Team	Yamaha YZF R6		3	8.330	1'33.124	236,8	1'31.656	234,3			
16	18	25	A. BALDOLINI	ITA	Race Department ATK#25	MV Agusta F3 675		3	8.507	1'32.826	242,2	1'32.695	237,4		3	30
17	15	38	H. SOOMER	EST	WILSport Racedays	Honda CBR600RR	ESS	3	8.858	1'32.657	236,8	1'32.282	236,8		10	20
18	19	95	D. ALLINGHAM	GBR	EHA Racing Jewsons Yamaha	Yamaha YZF R6		3	9.087	1'32.855	241,1	1'32.751	239,5			
19	22	61	A. ZACCONE	ITA	MV Agusta Reparto Corse	MV Agusta F3 675	ESS	3	9.506	1'32.497	234,8	1'32.922	231,8		6	25
20	17	65	M. CANDUCCI	ITA	3570 Puccetti Racing FMI	Kawasaki ZX-6R		3	10.032	1'33.182	238,9	1'32.479	241,1		24	11
21	24	66	N. TUULI	FIN	Kallio Racing	Yamaha YZF R6		3	10.418	1'32.823	241,6	1'33.295	237,9		27	9
22	21	44	R. ROLFO	ITA	Team Factory Vamag	MV Agusta F3 675		3	10.695	1'33.264	232,8	1'32.865	231,3		41	5
23	20	63	Z. KHAIRUDDIN	MAS	Orelac Racing VerdNatura	Kawasaki ZX-6R		3	10.760	1'32.893	240,0	1'32.863	236,8		6	27
24	28	56	P. SEBESTYÉN	HUN	SSP Hungary by Pedercini Racing	Kawasaki ZX-6R	ESS	3	11.310	1'32.726	237,9	1'34.203	232,8			
25	30	47	R. HARTOG	NED	Team Hartog - Jenik - Against Cancer	Kawasaki ZX-6R	ESS	3	12.178	1'33.620	237,9	1'34.511	234,3		10	22
26	26	26	K. WATANABE	JPN	Team Kawasaki Go Eleven	Kawasaki ZX-6R		3	12.300	1'33.443	238,9	1'33.714	236,3		16	18
27	23	70	R. MULHAUSER	SUI	CIA Landlord Insurance Honda	Honda CBR600RR		3	12.527	1'33.368	238,9	1'33.006	236,8		6	26
28	25	74	J. VAN SIKKELERUS	NED	MVR Racing	Yamaha YZF R6	ESS	3	13.268	1'33.339	235,8	1'33.663	236,8			
29	29	10	N. CALERO	ESP	Orelac Racing VerdNatura	Kawasaki ZX-6R		3	13.441	1'33.257	238,4	1'34.282	237,4		10	21
30	27	83	L. EPIS	AUS	Response RE Racing	Kawasaki ZX-6R		3	14.042	1'33.602	236,8	1'33.805	233,8		10	23
31	32	48	G. SCARCELLA	AUS	GEMAR Team Lorini	Honda CBR600RR		3	18.089	1'35.103	233,8	1'35.688	232,3			
32	33	92	H. KUNIKAWA	JPN	CIA Landlord Insurance Honda	Honda CBR600RR	ESS	3	25.805	1'34.792	233,8	1'36.128	234,8			
33	34	69	X. CARDELUS GARCIA	AND	Race Department ATK#25	MV Agusta F3 675		2	1 Lap	1'34.686	235,3	1'36.517	231,3		3	29

AIR	Humidity:	68%	Temp:	18°C
TRACK	Condition:	Dry	Temp:	32°C

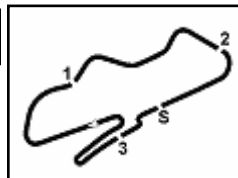
Records	Pole (QP)	2015	K.Sofuoglu	1'29.925	161,05 Km/h
	Race (RC)	2015	J.Cluzel	1'30.425	160,16 Km/h
	Circuit (QP)	2015	K.Sofuoglu	1'29.925	161,05 Km/h
Race Fastest lap		Lap 3	J.Cluzel	1'30.837	159,44 Km/h

LAP LEADERS					
No.	Rider	From	To	Laps	Total
1	K. SOFUOGLU	1	3	3	0

Start 28/05/2017 12:00 End 12:06 The results are provisional until the end of the time limit for protests and appeals and the completion of the technical checks.

These data/results cannot be reproduced, stored and/or transmitted in whole or in part by any manner of electronic, mechanical, photocopying, recording, broadcasting or otherwise now known or herein after developed without the previous express consent by the copyright owner, except for reproduction in daily press and regular printed publications on sale to the public within 60 days of the event related to those data/results and always provided that copyright symbol appears together as follows below.

© DORNA WSBK ORGANIZATION Srl 2017



UK Round, 26-27-28 May 2017

World Supersport - Results Race - Red Flag

Race Highlights

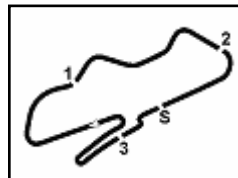
11.57.53		Warm-up Lap Start
12.00.29		Start
12.02.15		No Jump Start
12.05.28	69 Cardelus Garcia	Crashed - Turn 12
12.05.38		RED FLAG
12.06.01		End Of Session

Start End The results are provisional until the end of the time limit for protests and appeals
28/05/2017 12:00 12:06 and the completion of the technical checks.

These data/results cannot be reproduced, stored and/or transmitted in whole or in part by any manner of electronic, mechanical, photocopying, recording, broadcasting or otherwise now known or herein after developed without the previous express consent by the copyright owner, except for reproduction in daily press and regular printed publications on sale to the public within 60 days of the event related to those data/results and always provided that copyright symbol appears together as follows below.

© DORNA WSBK ORGANIZATION Srl 2017





Donington Park 4.023 m

1 / 2

UK Round, 26-27-28 May 2017
World Supersport - Lap Chart Race - Red Flag

	Lap		
	1	2	3
1	1	1	1
2	16	16	16
3	81	81	81
4	14	144	144
5	144	111	111
6	111	14	14
7	99	11	99
8	11	99	11
9	78	64	64
10	4	78	78
11	64	77	4
12	77	4	77
13	40	13	13
14	13	40	32
15	32	32	40
16	25	25	25
17	38	38	38
18	95	95	95
19	65	65	61
20	44	61	65
21	61	44	66
22	66	66	44
23	63	63	63
24	47	47	56
25	83	56	47
26	56	26	26
27	70	70	70
28	26	74	74
29	74	10	10
30	10	83	83
31	69	69	48
32	92	92	92
33	48	48	

Final Result			
1	1	K. SOFUOGLU	Laps 3
2	16	J. CLUZEL	0.335
3	81	L. STAPLEFORD	1.134
4	144	L. MAHIAS	1.464
5	111	K. SMITH	2.272
6	14	J. KENNEDY	2.486
7	99	P. JACOBSEN	2.969
8	11	C. GAMARINO	3.664
9	64	F. CARICASULO	4.870
10	78	H. OKUBO	5.962
11	4	G. REA	6.455
12	77	K. RYDE	6.821
13	13	A. WEST	7.107
14	32	S. MORAIS	7.531
15	40	J. FRANCIS	8.330
16	25	A. BALDOLINI	8.507
17	38	H. SOOMER	8.858
18	95	D. ALLINGHAM	9.087
19	61	A. ZACCONE	9.506
20	65	M. CANDUCCI	10.032
21	66	N. TUULI	10.418
22	44	R. ROLFO	10.695
23	63	Z. KHAIRUDDIN	10.760
24	56	P. SEBESTYÉN	11.310
25	47	R. HARTOG	12.178
26	26	K. WATANABE	12.300
27	70	R. MULHAUSER	12.527
28	74	J. VAN SIKKELERUS	13.268
29	10	N. CALERO	13.441
30	83	L. EPIS	14.042
31	48	G. SCARCELLA	18.089
32	92	H. KUNIKAWA	25.805
33	69	X. CARDELUS GARCIA	1 Lap

28/05/2017

These data/results cannot be reproduced, stored and/or transmitted in whole or in part by any manner of electronic, mechanical, photocopying, recording, broadcasting or otherwise now known or herein after developed without the previous express consent by the copyright owner, except for reproduction in daily press and regular printed publications on sale to the public within 60 days of the event related to those data/results and always provided that copyright symbol appears together as follows below.

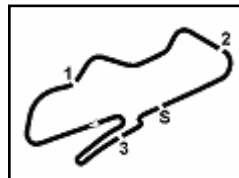
© DORNA WSBK ORGANIZATION Srl 2017

FCR PERUGIA TIMING


Official Tyre Supplier



Official Timekeeper



Donington Park 4.023 m

2 / 2

UK Round, 26-27-28 May 2017
World Supersport - Lap Chart Race - Red Flag
Lap 1

1	1 K.Sofuoglu (TUR)		4	144 L.Mahias (FRA)	1.464
2	16 J.Cluzel (FRA)	0.154	5	111 K.Smith (GBR)	2.272
3	81 L.Stapleford (GBR)	0.669	6	14 J.Kennedy (IRL)	2.486
4	14 J.Kennedy (IRL)	1.188	7	99 P.Jacobsen (USA)	2.969
5	144 L.Mahias (FRA)	1.281	8	11 C.Gamarino (ITA)	3.664
6	111 K.Smith (GBR)	1.613	9	64 F.Caricasulo (ITA)	4.870
7	99 P.Jacobsen (USA)	2.328	10	78 H.Okubo (JPN)	5.962
8	11 C.Gamarino (ITA)	2.431	11	4 G.Rea (GBR)	6.455
9	78 H.Okubo (JPN)	2.690	12	77 K.Ryde (GBR)	6.821
10	4 G.Rea (GBR)	2.839	13	13 A.West (AUS)	7.107
11	64 F.Caricasulo (ITA)	2.992	14	32 S.Morais (RSA)	7.531
12	77 K.Ryde (GBR)	3.513	15	40 J.Francis (GBR)	8.330
13	40 J.Francis (GBR)	3.747	16	25 A.Baldolini (ITA)	8.507
14	13 A.West (AUS)	4.157	17	38 H.Soomer (EST)	8.858
15	32 S.Morais (RSA)	4.332	18	95 D.Allingham (GBR)	9.087
16	25 A.Baldolini (ITA)	4.591	19	61 A.Zacccone (ITA)	9.506
17	38 H.Soomer (EST)	4.897	20	65 M.Canducci (ITA)	10.032
18	95 D.Allingham (GBR)	5.300	21	66 N.Tuuli (FIN)	10.418
19	65 M.Canducci (ITA)	5.574	22	44 R.Rolfo (ITA)	10.695
20	44 R.Rolfo (ITA)	5.908	23	63 Z.Khairuddin (MAS)	10.760
21	61 A.Zacccone (ITA)	5.971	24	56 P.Sebestyén (HUN)	11.310
22	66 N.Tuuli (FIN)	6.174	25	47 R.Hartog (NED)	12.178
23	63 Z.Khairuddin (MAS)	6.313	26	26 K.Watanabe (JPN)	12.300
24	47 R.Hartog (NED)	6.677	27	70 R.Mulhauser (SUI)	12.527
25	83 L.Epis (AUS)	6.792	28	74 J.van Sikkelerus (NED)	13.268
26	56 P.Sebestyén (HUN)	6.939	29	10 N.Calero (ESP)	13.441
27	70 R.Mulhauser (SUI)	7.180	30	83 L.Epis (AUS)	14.042
28	26 K.Watanabe (JPN)	7.332	31	48 G.Scarcella (AUS)	18.089
29	74 J.van Sikkelerus (NED)	7.582	32	92 H.Kunikawa (JPN)	25.805
30	10 N.Calero (ESP)	7.823			
31	69 X.Cardelus Garcia (AN)	8.104			
32	92 H.Kunikawa (JPN)	8.266			
33	48 G.Scarcella (AUS)	8.625			

Lap 2

1	1 K.Sofuoglu (TUR)	
2	16 J.Cluzel (FRA)	0.416
3	81 L.Stapleford (GBR)	0.900
4	144 L.Mahias (FRA)	1.319
5	111 K.Smith (GBR)	1.892
6	14 J.Kennedy (IRL)	2.218
7	11 C.Gamarino (ITA)	2.772
8	99 P.Jacobsen (USA)	2.871
9	64 F.Caricasulo (ITA)	4.201
10	78 H.Okubo (JPN)	4.385
11	77 K.Ryde (GBR)	4.848
12	4 G.Rea (GBR)	5.172
13	13 A.West (AUS)	5.727
14	40 J.Francis (GBR)	6.124
15	32 S.Morais (RSA)	6.189
16	25 A.Baldolini (ITA)	6.367
17	38 H.Soomer (EST)	6.504
18	95 D.Allingham (GBR)	7.150
19	65 M.Canducci (ITA)	7.768
20	61 A.Zacccone (ITA)	7.927
21	44 R.Rolfo (ITA)	8.122
22	66 N.Tuuli (FIN)	8.513
23	63 Z.Khairuddin (MAS)	8.785
24	47 R.Hartog (NED)	9.476
25	56 P.Sebestyén (HUN)	9.502
26	26 K.Watanabe (JPN)	9.725
27	70 R.Mulhauser (SUI)	10.077
28	74 J.van Sikkelerus (NED)	10.847
29	10 N.Calero (ESP)	11.102
30	83 L.Epis (AUS)	11.358
31	69 X.Cardelus Garcia (AN)	11.740
32	92 H.Kunikawa (JPN)	12.008
33	48 G.Scarcella (AUS)	12.678

Lap 3

1	1 K.Sofuoglu (TUR)	
2	16 J.Cluzel (FRA)	0.335
3	81 L.Stapleford (GBR)	1.134

28/05/2017

These data/results cannot be reproduced, stored and/or transmitted in whole or in part by any manner of electronic, mechanical, photocopying, recording, broadcasting or otherwise now known or herein after developed without the previous express consent by the copyright owner, except for reproduction in daily press and regular printed publications on sale to the public within 60 days of the event related to those data/results and always provided that copyright symbol appears together as follows below.

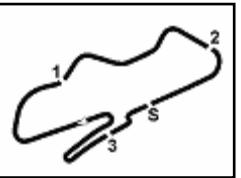
© DORNA WSBK ORGANIZATION Srl 2017

FICR PERUGIA TIMING


Official Tyre Supplier



Official Timekeeper



UK Round, 26-27-28 May 2017

World Supersport - Best Sector & Speed Race - Red Flag

RESULTS

Pos	Ref	Name	Team	Laps	Time
1	1 K	SOFUOGLU	Kawasaki ZX-6R	3	3.33
2	16 J	CLUZEL	Honda CBR600RR	3	0.335
3	81 L	STAPLEFORD	Triumph Daytona 675	3	1.134
4	144 L	MAHIAS	Yamaha YZF R6	3	1.464
5	111 K	SMITH	Honda CBR600RR	3	2.272
6	14 J	KENNEDY	Triumph Daytona 675	3	2.486
7	99 P	JACOBSEN	MV Agusta F3 675	3	2.969
8	11 C	GAMARINO	Honda CBR600RR	3	3.664
9	64 F	CARICASULO	Yamaha YZF R6	3	4.870
10	78 H	OKUBO	Honda CBR600RR	3	5.962
11	4 G	REA	Kawasaki ZX-6R	3	6.455
12	77 K	RYDE	Kawasaki ZX-6R	3	6.821
13	13 A	WEST	Yamaha YZF R6	3	7.107
14	32 S	MORAIS	Yamaha YZF R6	3	7.531
15	40 J	FRANCIS	Yamaha YZF R6	3	8.330
16	25 A	BALDOLINI	MV Agusta F3 675	3	8.507
17	38 H	SOOMER	Honda CBR600RR	3	8.858
18	95 D	ALLINGHAM	Yamaha YZF R6	3	9.087
19	61 A	ZACCONE	MV Agusta F3 675	3	9.506
20	65 M	CANDUCCI	Kawasaki ZX-6R	3	10.032
21	66 N	TUULI	Yamaha YZF R6	3	10.418
22	44 R	ROLFO	MV Agusta F3 675	3	10.695
23	63 Z	KHAIRUDDIN	Kawasaki ZX-6R	3	10.760
24	56 P	SEBESTYEN	Kawasaki ZX-6R	3	11.310
25	47 R	HARTOG	Kawasaki ZX-6R	3	12.178
26	26 K	WATANABE	Kawasaki ZX-6R	3	12.300
27	70 R	MULHAUSER	Honda CBR600RR	3	12.527
28	74 J	VAN SIKKELERUS	Yamaha YZF R6	3	13.268
29	10 N	CALERO	Kawasaki ZX-6R	3	13.441
30	83 L	EPIS	Kawasaki ZX-6R	3	14.042
31	48 G	SCARCELLA	Honda CBR600RR	3	18.089
32	92 H	KUNIKAWA	Honda CBR600RR	3	25.805
33	69 X	CARDELUS GARCIA	MV Agusta F3 675	1	Lap

SPEED

Pos	Ref	Name	Team	Speed
1	32 S	MORAIS	Yamaha YZF R6	242.7
2	25 A	BALDOLINI	MV Agusta F3 675	242.2
3	64 F	CARICASULO	Yamaha YZF R6	241.6
4	66 N	TUULI	Yamaha YZF R6	241.6
5	95 D	ALLINGHAM	Yamaha YZF R6	241.1
6	63 Z	KHAIRUDDIN	Kawasaki ZX-6R	240.0
7	13 A	WEST	Yamaha YZF R6	238.9
8	70 R	MULHAUSER	Honda CBR600RR	238.9
9	26 K	WATANABE	Kawasaki ZX-6R	238.9
10	11 C	GAMARINO	Honda CBR600RR	238.9
11	65 M	CANDUCCI	Kawasaki ZX-6R	238.9
12	10 N	CALERO	Kawasaki ZX-6R	238.4
13	77 K	RYDE	Kawasaki ZX-6R	238.4
14	47 R	HARTOG	Kawasaki ZX-6R	237.9
15	56 P	SEBESTYEN	Kawasaki ZX-6R	237.9
16	16 J	CLUZEL	Honda CBR600RR	237.4
17	78 H	OKUBO	Honda CBR600RR	237.4
18	38 H	SOOMER	Honda CBR600RR	236.8
19	40 J	FRANCIS	Yamaha YZF R6	236.8
20	83 L	EPIS	Kawasaki ZX-6R	236.8
21	4 G	REA	Kawasaki ZX-6R	236.3
22	144 L	MAHIAS	Yamaha YZF R6	236.3
23	111 K	SMITH	Honda CBR600RR	236.3
24	99 P	JACOBSEN	MV Agusta F3 675	236.3
25	14 J	KENNEDY	Triumph Daytona 675	235.8
26	74 J	VAN SIKKELERUS	Yamaha YZF R6	235.8
27	69 X	CARDELUS GARCIA	MV Agusta F3 675	235.3
28	81 L	STAPLEFORD	Triumph Daytona 675	235.3
29	61 A	ZACCONE	MV Agusta F3 675	234.8
30	48 G	SCARCELLA	Honda CBR600RR	233.8
31	92 H	KUNIKAWA	Honda CBR600RR	233.8
32	1 K	SOFUOGLU	Kawasaki ZX-6R	232.8
33	44 R	ROLFO	MV Agusta F3 675	232.8

SEG. 1			SEG. 2			SEG. 3			SEG. 4			SEG. 5			
1	16 J	CLUZEL	19.455	1	99 P	JACOBSEN	24.532	1	64 F	CARICASULO	11.793	1	16 J	CLUZEL	23.619
2	99 P	JACOBSEN	19.493	2	14 J	KENNEDY	24.658	2	14 J	KENNEDY	11.795	2	144 L	MAHIAS	23.622
3	111 K	SMITH	19.494	3	1 K	SOFUOGLU	24.669	3	63 Z	KHAIRUDDIN	11.811	3	81 L	STAPLEFORD	23.675
4	1 K	SOFUOGLU	19.515	4	144 L	MAHIAS	24.676	4	81 L	STAPLEFORD	11.835	4	11 C	GAMARINO	23.828
5	81 L	STAPLEFORD	19.578	5	16 J	CLUZEL	24.716	5	99 P	JACOBSEN	11.843	5	11 C	GAMARINO	23.844
6	144 L	MAHIAS	19.593	6	81 L	STAPLEFORD	24.724	6	65 M	CANDUCCI	11.855	6	16 J	CLUZEL	23.883
7	14 J	KENNEDY	19.613	7	64 F	CARICASULO	24.747	7	144 L	MAHIAS	11.860	7	1 K	SOFUOGLU	23.900
8	11 C	GAMARINO	19.623	8	111 K	SMITH	24.761	8	25 A	BALDOLINI	11.873	8	111 K	SMITH	23.909
9	77 K	RYDE	19.681	9	11 C	GAMARINO	24.783	9	11 C	GAMARINO	11.875	9	38 H	SOOMER	23.998
10	64 F	CARICASULO	19.722	10	78 H	OKUBO	24.860	10	95 D	ALLINGHAM	11.879	10	77 K	RYDE	24.055
11	13 A	WEST	19.739	11	95 D	ALLINGHAM	24.918	11	70 R	MULHAUSER	11.887	11	66 N	TUULI	24.065
12	40 J	FRANCIS	19.749	12	32 S	MORAIS	24.941	12	32 S	MORAIS	11.887	12	4 G	REA	24.075
13	95 D	ALLINGHAM	19.751	13	25 A	BALDOLINI	24.975	13	66 N	TUULI	11.915	13	13 A	WEST	24.075
14	4 G	REA	19.765	14	13 A	WEST	24.984	14	16 J	CLUZEL	11.929	14	61 A	ZACCONE	24.095
15	38 H	SOOMER	19.837	15	77 K	RYDE	25.009	15	56 P	SEBESTYEN	11.936	15	64 F	CARICASULO	24.190
16	32 S	MORAIS	19.845	16	61 A	ZACCONE	25.064	16	77 K	RYDE	11.946	16	56 P	SEBESTYEN	24.195
17	25 A	BALDOLINI	19.859	17	56 P	SEBESTYEN	25.065	17	47 R	HARTOG	11.948	17	32 S	MORAIS	24.213
18	65 M	CANDUCCI	19.895	18	40 J	FRANCIS	25.068	18	111 K	SMITH	11.949	18	78 H	OKUBO	24.216
19	78 H	OKUBO	19.928	19	44 R	ROLFO	25.107	19	40 J	FRANCIS	11.950	19	26 K	WATANABE	24.321
20	66 N	TUULI	19.941	20	4 G	REA	25.134	20	78 H	OKUBO	11.957	20	65 M	CANDUCCI	24.351
21	61 A	ZACCONE	19.984	21	66 N	TUULI	25.171	21	1 K	SOFUOGLU	11.963	21	44 R	ROLFO	24.357
22	44 R	ROLFO	19.985	22	38 H	SOOMER	25.187	22	38 H	SOOMER	11.973	22	74 J	VAN SIKKELER	24.357
23	63 Z	KHAIRUDDIN	19.991	23	65 M	CANDUCCI	25.195	23	26 K	WATANABE	11.974	23	40 J	FRANCIS	24.373
24	56 P	SEBESTYEN	20.001	24	63 Z	KHAIRUDDIN	25.281	24	10 N	CALERO	11.984	24	25 A	BALDOLINI	24.393
25	10 N	CALERO	20.035	25	47 R	HARTOG	25.323	25	61 A	ZACCONE	11.999	25	47 R	HARTOG	24.408
26	74 J	VAN SIKKELER	20.055	26	74 J	VAN SIKKELER	25.345	26	13 A	WEST	12.012	26	70 R	MULHAUSER	24.435
27	83 L	EPIS	20.081	27	10 N	CALERO	25.361	27	44 R	ROLFO	12.023	27	63 Z	KHAIRUDDIN	24.467
28	26 K	WATANABE	20.127	28	26 K	WATANABE	25.383	28	4 G	REA	12.039	28	69 X	CARDELUS G	24.564
29	47 R	HARTOG	20.129	29	70 R	MULHAUSER	25.388	29	74 J	VAN SIKKELER	12.078	29	10 N	CALERO	24.577
30	70 R	MULHAUSER	20.182	30	83 L	EPIS	25.466	30	83 L	EPIS	12.089	30	83 L	EPIS	24.598
31	92 H	KUNIKAWA	20.457	31	69 X	CARDELUS G	25.616	31	92 H	KUNIKAWA	12.158	31	95 D	ALLINGHAM	24.617
32	48 G	SCARCELLA	20.512	32	92 H	KUNIKAWA	25.670	32	69 X	CARDELUS G	12.181	32	92 H	KUNIKAWA	24.749
33	69 X	CARDELUS G	20.592	33	48 G	SCARCELLA	25.716	33	48 G	SCARCELLA	12.282	33	48 G	SCARCELLA	24.799

28/05/2017

These data/results cannot be reproduced, stored and/or transmitted in whole or in part by any manner of electronic, mechanical, photocopying, recording, broadcasting or otherwise now known or herein after developed without the previous express consent by the copyright owner, except for reproduction in daily press and regular printed publications on sale to the public within 60 days of the event related to those data/results and always provided that copyright symbol appears together as follows below.

© DORNA WSBK ORGANIZATION Srl 2017

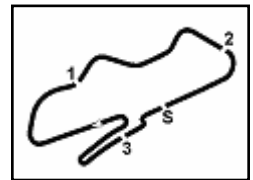
FICR PERUGIA TIMING



Official Tyre Supplier



Official Timekeeper



UK Round, 26-27-28 May 2017

World Supersport - Chronological Analysis Race - Red Flag

Start at 12:00'23.091

1 K. SOFUOGLU (1'30.918)								
Lap	Seg. 1	Seg. 2	Seg. 3	Seg. 4	Seg. 5	Lap Time	km/h	Local Time
1	22.749	24.833	12.039	11.352	23.821	1'34.794	231.3	12:01'57.885
2	19.527	24.771	12.036	11.094	23.622	1'31.050	231.8	12:03'28.935
3	19.515	24.669	11.963	11.067	23.704	1'30.918	232.8	12:04'59.853

13 A. WEST (1'32.298)								
Lap	Seg. 1	Seg. 2	Seg. 3	Seg. 4	Seg. 5	Lap Time	km/h	Local Time
1	24.390	26.186	12.013	11.661	24.701	1'38.951	238.9	12:02'02.042
2	19.942	25.092	12.012	11.357	24.217	1'32.620	236.8	12:03'34.662
3	19.919	24.984	12.056	11.264	24.075	1'32.298	235.8	12:05'06.960

16 J. CLUZEL (1'30.837)								
Lap	Seg. 1	Seg. 2	Seg. 3	Seg. 4	Seg. 5	Lap Time	km/h	Local Time
1	22.993	24.908	11.965	11.235	23.847	1'34.948	236.3	12:01'58.039
2	19.564	24.885	12.009	11.235	23.619	1'31.312	236.8	12:03'29.351
3	19.455	24.716	11.929	11.062	23.675	1'30.837	237.4	12:05'00.188

32 S. MORAIS (1'32.260)								
Lap	Seg. 1	Seg. 2	Seg. 3	Seg. 4	Seg. 5	Lap Time	km/h	Local Time
1	24.033	26.155	12.110	11.795	25.033	1'39.126	241.1	12:02'02.217
2	19.930	25.119	11.907	11.392	24.559	1'32.907	241.6	12:03'35.124
3	19.935	24.941	11.887	11.307	24.190	1'32.260	242.7	12:05'07.384

81 L. STAPLEFORD (1'31.152)								
Lap	Seg. 1	Seg. 2	Seg. 3	Seg. 4	Seg. 5	Lap Time	km/h	Local Time
1	22.925	25.269	11.835	11.254	24.180	1'35.463	234.8	12:01'58.554
2	19.618	24.754	11.880	11.129	23.900	1'31.281	235.3	12:03'29.835
3	19.578	24.724	11.868	11.026	23.956	1'31.152	234.8	12:05'00.987

40 J. FRANCIS (1'33.124)								
Lap	Seg. 1	Seg. 2	Seg. 3	Seg. 4	Seg. 5	Lap Time	km/h	Local Time
1	23.590	26.311	12.048	11.790	24.802	1'38.541	235.3	12:02'01.632
2	19.749	25.313	11.961	11.400	25.004	1'33.427	236.8	12:03'35.059
3	19.763	25.068	11.950	11.544	24.799	1'33.124	236.3	12:05'08.183

144 L. MAHIAS (1'31.063)								
Lap	Seg. 1	Seg. 2	Seg. 3	Seg. 4	Seg. 5	Lap Time	km/h	Local Time
1	23.138	25.354	11.860	11.204	24.519	1'36.075	236.3	12:01'59.166
2	19.593	24.716	11.892	11.036	23.851	1'31.088	234.8	12:03'30.254
3	19.669	24.676	11.894	10.996	23.828	1'31.063	234.8	12:05'01.317

25 A. BALDOLINI (1'32.826)								
Lap	Seg. 1	Seg. 2	Seg. 3	Seg. 4	Seg. 5	Lap Time	km/h	Local Time
1	24.659	26.002	12.038	11.808	24.878	1'39.385	238.9	12:02'02.476
2	19.868	25.056	11.873	11.431	24.598	1'32.826	242.2	12:03'35.302
3	19.876	24.975	11.890	11.449	24.868	1'33.058	241.6	12:05'08.360

111 K. SMITH (1'31.298)								
Lap	Seg. 1	Seg. 2	Seg. 3	Seg. 4	Seg. 5	Lap Time	km/h	Local Time
1	23.696	25.625	11.949	11.209	23.928	1'36.407	235.8	12:01'59.498
2	19.494	24.804	12.057	11.087	23.887	1'31.329	236.3	12:03'30.827
3	19.522	24.761	12.014	11.118	23.883	1'31.298	236.3	12:05'02.125

38 H. SOOMER (1'32.657)								
Lap	Seg. 1	Seg. 2	Seg. 3	Seg. 4	Seg. 5	Lap Time	km/h	Local Time
1	24.536	26.354	11.973	11.846	24.982	1'39.691	236.8	12:02'02.782
2	19.989	25.247	12.038	11.188	24.195	1'32.657	236.3	12:03'35.439
3	19.949	25.187	12.051	11.193	24.892	1'33.272	235.8	12:05'08.711

14 J. KENNEDY (1'31.186)								
Lap	Seg. 1	Seg. 2	Seg. 3	Seg. 4	Seg. 5	Lap Time	km/h	Local Time
1	23.234	25.365	11.795	11.290	24.298	1'35.982	235.8	12:01'59.073
2	19.808	25.054	12.067	11.168	23.983	1'32.080	234.8	12:03'31.153
3	19.613	24.658	11.968	11.038	23.909	1'31.186	234.3	12:05'02.339

95 D. ALLINGHAM (1'32.855)								
Lap	Seg. 1	Seg. 2	Seg. 3	Seg. 4	Seg. 5	Lap Time	km/h	Local Time
1	24.562	26.479	11.948	11.836	25.269	1'40.094	240.5	12:02'03.185
2	19.876	25.107	11.963	11.597	24.357	1'32.900	237.9	12:03'36.085
3	19.751	24.918	11.879	11.548	24.759	1'32.855	241.1	12:05'08.940

99 P. JACOBSEN (1'31.016)								
Lap	Seg. 1	Seg. 2	Seg. 3	Seg. 4	Seg. 5	Lap Time	km/h	Local Time
1	23.847	25.697	11.934	11.379	24.265	1'37.122	235.8	12:02'00.213
2	19.493	24.963	11.857	11.012	24.268	1'31.593	234.8	12:03'31.806
3	19.568	24.532	11.843	10.978	24.095	1'31.016	236.3	12:05'02.822

61 A. ZACCONE (1'32.497)								
Lap	Seg. 1	Seg. 2	Seg. 3	Seg. 4	Seg. 5	Lap Time	km/h	Local Time
1	25.251	26.131	12.095	11.718	25.570	1'40.765	234.3	12:02'03.856
2	20.229	25.064	11.999	11.302	24.412	1'33.006	234.8	12:03'36.862
3	19.984	25.103	12.058	11.277	24.075	1'32.497	231.3	12:05'09.359

11 C. GAMARINO (1'31.391)								
Lap	Seg. 1	Seg. 2	Seg. 3	Seg. 4	Seg. 5	Lap Time	km/h	Local Time
1	23.919	25.786	11.875	11.436	24.209	1'37.225	238.9	12:02'00.316
2	19.623	24.901	11.903	11.027	23.937	1'31.391	236.3	12:03'31.707
3	20.005	24.783	12.031	11.147	23.844	1'31.810	234.8	12:05'03.517

65 M. CANDUCCI (1'33.182)								
Lap	Seg. 1	Seg. 2	Seg. 3	Seg. 4	Seg. 5	Lap Time	km/h	Local Time
1	24.833	26.370	11.855	12.049	25.261	1'40.368	234.8	12:02'03.459
2	20.069	25.195	11.898	11.495	24.587	1'33.244	237.4	12:03'36.703
3	20.080	25.620	11.910	11.359	24.213	1'33.182	238.9	12:05'09.885

64 F. CARICASULO (1'31.587)								
Lap	Seg. 1	Seg. 2	Seg. 3	Seg. 4	Seg. 5	Lap Time	km/h	Local Time
1	24.213	25.749	12.042	11.530	24.252	1'37.786	241.6	12:02'00.877
2	20.014	25.114	11.793	11.339	23.999	1'32.259	240.0	12:03'33.136
3	19.921	24.747	11.954	11.290	23.675	1'31.587	235.8	12:05'04.723

66 N. TUULI (1'32.823)								
Lap	Seg. 1	Seg. 2	Seg. 3	Seg. 4	Seg. 5	Lap Time	km/h	Local Time
1	25.191	26.527	11.915	11.891	25.444	1'40.968	241.1	12:02'04.059
2	20.214	25.171	11.986	11.385	24.633	1'33.389	239.5	12:03'37.057
3	19.953	25.288	11.938	11.236	24.408	1'32.823	241.6	12:05'10.271

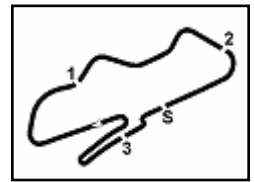
78 H. OKUBO (1'32.495)								
Lap	Seg. 1	Seg. 2	Seg. 3	Seg. 4	Seg. 5	Lap Time	km/h	Local Time
1	24.167	25.752	12.016	11.333	24.216	1'37.484	237.4	12:02'00.575
2	19.986	25.221	12.001	11.315	24.222	1'32.745	235.8	12:03'33.320
3	19.977	24.860	11.957	11.332	24.369	1'32.495	237.4	12:05'05.815

44 R. ROLFO (1'33.264)								
Lap	Seg. 1	Seg. 2	Seg. 3	Seg. 4	Seg. 5	Lap Time	km/h	Local Time
1	24.912	26.625	12.101	11.738	25.326	1'40.702	232.8	12:02'03.793
2	20.099	25.107	12.023	11.363	24.672	1'33.264	230.3	12:03'37.057
3	19.985	25.483	12.114	11.536	24.373	1'33.491	232.8	12:05'10.548

4 G. REA (1'32.201)								
Lap	Seg. 1	Seg. 2	Seg. 3	Seg. 4	Seg. 5	Lap Time	km/h	Local Time
1	23.432	25.805	12.053	11.495	24.848	1'37.633	230.8	12:02'00.724
2	19.946	25.702	12.039	11.390	24.306	1'33.383	233.8	12:03'34.107
3	19.765	25.134	12.060	11.244	23.998	1'32.201	236.3	12:05'06.308

63 Z. KHAIRUDDIN (1'32.893)								
Lap	Seg. 1	Seg. 2	Seg. 3	Seg. 4	Seg. 5	Lap Time	km/h	Local Time
1	25.104	26.879	11.860	11.947	25.317	1'41.107	237.4	12:02'04.198
2	20.382	25.767	11.857	11.461	24.055	1'33.522	240.0	12:03'37.720
3	19.991	25.281	11.811	11.531	24.279	1'32.893	240.0	12:05'10.613

77 K. RYDE (1'32.385)								
Lap	Seg. 1	Seg. 2	Seg. 3	Seg. 4	Seg. 5	Lap Time	km/h	Local Time
1	24.287	26.095	12.059	11.399	24.467	1'38.307	236.8	12:02'01.398
2	19.7							



UK Round, 26-27-28 May 2017

World Supersport - Chronological Analysis Race - Red Flag

Start at 12:00'23.091

47 R. HARTOG (1'33.620)

Lap	Seg. 1	Seg. 2	Seg. 3	Seg. 4	Seg. 5	Lap Time	km/h	Local Time
1	25.884	26.548	12.045	11.701	25.293	1'41.471	237.9	12:02'04.562
2	20.129	25.503	11.948	11.617	24.652	1'33.849	236.8	12:03'38.411
3	20.339	25.323	11.954	11.440	24.564	1'33.620	237.9	12:05'12.031

26 K. WATANABE (1'33.443)

Lap	Seg. 1	Seg. 2	Seg. 3	Seg. 4	Seg. 5	Lap Time	km/h	Local Time
1	25.560	27.003	12.491	11.850	25.222	1'42.126	238.9	12:02'05.217
2	20.173	25.469	11.974	11.392	24.435	1'33.443	238.4	12:03'38.660
3	20.211	25.383	11.996	11.352	24.551	1'33.493	238.4	12:05'12.153

70 R. MULHAUSER (1'33.368)

Lap	Seg. 1	Seg. 2	Seg. 3	Seg. 4	Seg. 5	Lap Time	km/h	Local Time
1	25.400	26.947	12.153	12.054	25.420	1'41.974	230.8	12:02'05.065
2	20.236	25.792	11.887	11.681	24.351	1'33.947	238.4	12:03'39.012
3	20.182	25.388	11.911	11.457	24.430	1'33.368	238.9	12:05'12.380

74 J. VAN SIKKELERUS (1'33.339)

Lap	Seg. 1	Seg. 2	Seg. 3	Seg. 4	Seg. 5	Lap Time	km/h	Local Time
1	25.715	26.840	12.345	12.207	25.269	1'42.376	231.3	12:02'05.467
2	20.259	25.588	12.127	11.818	24.523	1'34.315	235.8	12:03'39.782
3	20.055	25.345	12.078	11.394	24.467	1'33.339	233.3	12:05'13.121

10 N. CALERO (1'33.257)

Lap	Seg. 1	Seg. 2	Seg. 3	Seg. 4	Seg. 5	Lap Time	km/h	Local Time
1	26.034	26.961	12.173	12.107	25.342	1'42.617	234.8	12:02'05.708
2	20.181	25.605	11.989	11.702	24.852	1'34.329	238.4	12:03'40.037
3	20.035	25.361	11.984	11.484	24.393	1'33.257	234.3	12:05'13.294

83 L. EPIS (1'33.602)

Lap	Seg. 1	Seg. 2	Seg. 3	Seg. 4	Seg. 5	Lap Time	km/h	Local Time
1	25.439	26.725	12.270	12.030	25.122	1'41.586	234.3	12:02'04.677
2	20.190	25.821	12.103	12.065	25.437	1'35.616	236.8	12:03'40.293
3	20.176	25.466	12.089	11.514	24.357	1'33.602	234.8	12:05'13.895

48 G. SCARCELLA (1'35.103)

Lap	Seg. 1	Seg. 2	Seg. 3	Seg. 4	Seg. 5	Lap Time	km/h	Local Time
1	26.592	27.080	12.293	12.171	25.283	1'43.419	233.8	12:02'06.510
2	20.513	25.716	12.282	11.843	24.749	1'35.103	232.3	12:03'41.613
3	20.512	25.938	12.305	11.823	25.751	1'36.329	230.3	12:05'17.942

92 H. KUNIKAWA (1'34.792)

Lap	Seg. 1	Seg. 2	Seg. 3	Seg. 4	Seg. 5	Lap Time	km/h	Local Time
1	26.785	26.671	12.208	12.022	25.374	1'43.060	233.3	12:02'06.151
2	20.651	25.670	12.158	11.736	24.577	1'34.792	233.8	12:03'40.943
3	20.457	29.471	12.400	11.635	30.752	1'44.715	230.3	12:05'25.658

69 X. CARDELUS GARCIA (1'34.686)

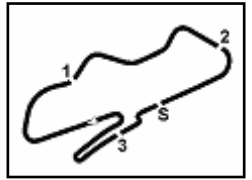
Lap	Seg. 1	Seg. 2	Seg. 3	Seg. 4	Seg. 5	Lap Time	km/h	Local Time
1	26.463	26.787	12.249	11.968	25.431	1'42.898	235.3	12:02'05.989
2	20.592	25.633	12.200	11.644	24.617	1'34.686	233.8	12:03'40.675

28/05/2017

P = Pits In/Out - C = Lap-Time Cancelled

These data/results cannot be reproduced, stored and/or transmitted in whole or in part by any manner of electronic, mechanical, photocopying, recording, broadcasting or otherwise now known or herein after developed without the previous express consent by the copyright owner, except for reproduction in daily press and regular printed publications on sale to the public within 60 days of the event related to those data/results and always provided that copyright symbol appears together as follows below.

© DORNA WSBK ORGANIZATION Srl 2017




UK Round, 26-27-28 May 2017
World Supersport - Weather Report Race - Red Flag

Session started 12:00 Session ended 12:06


Air Temperature




Track Temperature



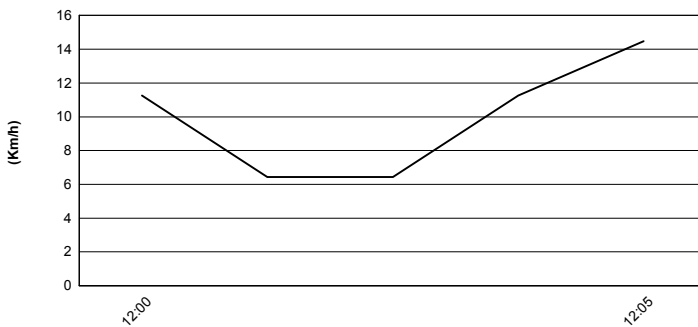
Air Pressure



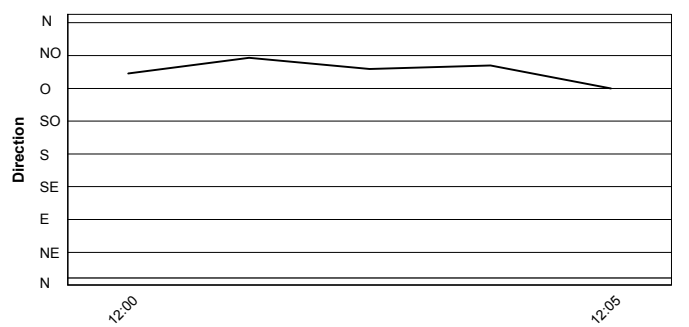
Humidity



Wind Speed



Wind Direction



28/05/2017

These data/results cannot be reproduced, stored and/or transmitted in whole or in part by any manner of electronic, mechanical, photocopying, recording, broadcasting or otherwise now known or herein after developed without the previous express consent by the copyright owner, except for reproduction in daily press and regular printed publications on sale to the public within 60 days of the event related to those data/results and always provided that copyright symbol appears together as follows below.
© DORNA WSBK ORGANIZATION Srl 2017

