SUPERSPORT FIM WORLD CHAMPIONSHIP

2.1
WorldSSP
102/06

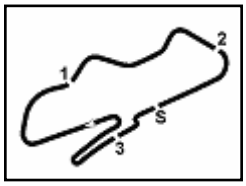

UK Round, 26-27-28 May 2017

World Supersport - Biographical Entry List

Donington Park 4.023 m

	No.	Rider (Abbreviation) Age	Date of Birth	Place of Birth	Nat	Bike / Team	Wins 2017	Podiums 2017	Pole 2017	Races 2017	Tyres	Class
1	1	**SOFUOGLU Kenan** (Sof) 32	25/08/1984	Adapazari	TUR	**Kawasaki ZX-6R** Kawasaki Puccetti Racing	40 2	80 2	31 1	119 3	Pirelli	
2	4	**REA Gino** (Rea) 27	18/09/1989	Tooting	GBR	**Kawasaki ZX-6R** Team Kawasaki Go Eleven	1	7		52 5	Pirelli	
3	10	**CALERO Nacho** (Cal) 25	05/07/1991	Valencia	ESP	**Kawasaki ZX-6R** Orelac Racing VerdNatura				50 5	Pirelli	
4	11	**GAMARINO Christian** (Gam) 22	18/06/1994	Genova	ITA	**Honda CBR600RR** BARDAHL EVAN BROS. Honda Racing				40 5	Pirelli	
5*	13	**WEST Anthony** (Wes) 35	17/07/1981	Maryborough	AUS	**Yamaha YZF R6** EAB West Racing	2	8 1		21 3	Pirelli	
6	14	**KENNEDY Jack** (Ken) 29	06/12/1987	Dublin	IRL	**Triumph Daytona 675** Profile Racing		1		24 1	Pirelli	
7	16	**CLUZEL Jules** (Clu) 28	12/10/1988	Montlucon	FRA	**Honda CBR600RR** CIA Landlord Insurance Honda	12	28 1	19 1	50 5	Pirelli	
8	25	**BALDOLINI Alex** (Bal) 32	24/01/1985	Cesena	ITA	**MV Agusta F3 675** Race Department ATK#25		1		52 2	Pirelli	
9	26	**WATANABE Kazuki** (Wat) 26	02/10/1990	Yamanashi	JPN	**Kawasaki ZX-6R** Team Kawasaki Go Eleven				5 5	Pirelli	
10	32	**MORAIS Sheridan** (Mor) 32	11/03/1985	Johannesburg	RSA	**Yamaha YZF R6** Kallio Racing		2 1		30 5	Pirelli	
11	38	**SOOMER Hannes** (Soo) 19	17/02/1998	Tallinn	EST	**Honda CBR600RR** WILSport Racedays				7 3	Pirelli	ESS
12*	40	**FRANCIS Joe** (Fra) 19	29/11/1997	Chester	GBR	**Yamaha YZF R6** HALSALL Racing Team					Pirelli	
13	44	**ROLFO Roberto** (Rol) 37	23/03/1980	Torino	ITA	**MV Agusta F3 675** Team Factory Vamag	1 1	4 1		52 5	Pirelli	
14	47	**HARTOG Rob** (Har) 25	26/03/1992	Abbekerk	NED	**Kawasaki ZX-6R** Team Hartog - Jenik - Against Cancer				3 3	Pirelli	ESS
15	48	**SCARCELLA Giuseppe** (Sca) 23	18/03/1994	Five Dock	AUS	**Honda CBR600RR** GEMAR Team Lorini				1 1	Pirelli	
16	56	**SEBESTYÉN Péter** (Seb) 23	16/05/1994	Budapest	HUN	**Kawasaki ZX-6R** SSP Hungary by Pedercini Racing				3 3	Pirelli	ESS
17	61	**ZACCONE Alessandro** (Zac) 18	16/01/1999	Rimini	ITA	**MV Agusta F3 675** MV Agusta Reparto Corse				11 3	Pirelli	ESS
18	63	**KHAIRUDDIN Zulfahmi** (Kha) 25	20/10/1991	Banting	MAS	**Kawasaki ZX-6R** Orelac Racing VerdNatura		1		17 5	Pirelli	
19	64	**CARICASULO Federico** (Car) 21	06/04/1996	Ravenna	ITA	**Yamaha YZF R6** GRT Yamaha Official WorldSSP Team	1 1	2 1	1	17 5	Pirelli	
20	65	**CANDUCCI Michael** (Can) 19	28/06/1997	Ravenna	ITA	**Kawasaki ZX-6R** 3570 Puccetti Racing FMI				10 5	Pirelli	
21	66	**TUULI Niki** (Tuu) 21	26/11/1995	Myrskyla	FIN	**Yamaha YZF R6** Kallio Racing		4 1		9 5	Pirelli	
22	69	**CARDELUS GARCIA Xavier** (CaG) 19	15/05/1998	Andorra	ESP	**MV Agusta F3 675** Race Department ATK#25				1 1	Pirelli	
23	70	**MULHAUSER Robin** (Mul) 25	07/11/1991	Fribourg	SUI	**Honda CBR600RR** CIA Landlord Insurance Honda				6 5	Pirelli	
24	73	**CRETARO Jacopo** (Cre) 17	12/05/2000	Roma	ITA	**Suzuki GSX-R600** Phoenix Suzuki Racing				3 3	Pirelli	ESS
25	74	**VAN SIKKELERUS Jaimie** (vSi) 20	25/05/1997	Curacao	NED	**Yamaha YZF R6** MVR Racing				5 3	Pirelli	ESS
26	77	**RYDE Kyle** (Ryd) 19	22/07/1997	Nottingham	GBR	**Kawasaki ZX-6R** Kawasaki Puccetti Racing		1		16 5	Pirelli	
27	78	**OKUBO Hikari** (Oku) 23	11/08/1993	Kodaira	JPN	**Honda CBR600RR** CIA Landlord Insurance Honda				16 4	Pirelli	
28	81	**STAPLEFORD Luke** (Sta) 25	11/07/1991	Leicester	GBR	**Triumph Daytona 675** Profile Racing			1	18 4	Pirelli	
29	83	**EPIS Lachlan** (Epi) 17	22/12/1999	Blacktown	AUS	**Kawasaki ZX-6R** Response RE Racing				16 5	Pirelli	
30	92	**KUNIKAWA Hiromichi** (Kun) 35	05/11/1981	Chiba	JPN	**Honda CBR600RR** CIA Landlord Insurance Honda				4 3	Pirelli	ESS
31*	95	**ALLINGHAM David** (All) 22	12/01/1995	Derry (Ireland)	GBR	**Yamaha YZF R6** EHA Racing Jewsons Yamaha					Pirelli	
32	99	**JACOBSEN PJ** (Jac) 23	07/08/1993	Montgomery	USA	**MV Agusta F3 675** MV Agusta Reparto Corse	2	15 2	5 3	40 5	Pirelli	
33	111	**SMITH Kyle** (Smi) 25	16/09/1991	Hudersfield	GBR	**Honda CBR600RR** GEMAR Team Lorini	3	6		29 5	Pirelli	
34	144	**MAHIAS Lucas** (Mah) 28	14/04/1989	Mont de Marsan	FRA	**Yamaha YZF R6** GRT Yamaha Official WorldSSP Team	1 1	5 4		16 5	Pirelli	

26/05/2017 * = Wild Card

These data/results cannot be reproduced, stored and/or transmitted in whole or in part by any manner of electronic, mechanical, photocopying, recording, broadcasting or otherwise now known or herein after developed without the previous express consent by the copyright owner, except for reproduction in daily press and regular printed publications on sale to the public within 60 days of the event related to those data/results and always provided that copyright symbol appears together as follows below.
© DORNA WSBK ORGANIZATION Srl 2017

PIRELLI Official Tyre Supplier
TISSOT SWISS WATCHES SINCE 1853 Official Timekeeper

SUPERSPORT FIM WORLD CHAMPIONSHIP

2.2

WorldSSP

102/06

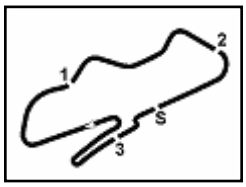

Donington Park 4.023 m

UK Round, 26-27-28 May 2017

World Supersport - Results Free Practice 1st Session

	No.	Rider	Nat	Team	Bike	Class	Time	Gap	Rel.	Laps	Speed Avg	Speed Max
1	1	K. **SOFUOGLU**	TUR	Kawasaki Puccetti Racing	Kawasaki ZX-6R		**1'31.193**			25	158,815	**238,9**
2	99	P. **JACOBSEN**	USA	MV Agusta Reparto Corse	MV Agusta F3 675		**1'31.437**	0.244	0.244	20	158,391	**238,4**
3	144	L. **MAHIAS**	FRA	GRT Yamaha Official WorldSSP Team	Yamaha YZF R6		**1'31.451**	0.258	0.014	24	158,367	**237,9**
4	111	K. **SMITH**	GBR	GEMAR Team Lorini	Honda CBR600RR		**1'31.747**	0.554	0.296	23	157,856	**241,1**
5	40	J. **FRANCIS**	GBR	HALSALL Racing Team	Yamaha YZF R6		**1'31.903**	0.710	0.156	22	157,588	**235,8**
6	16	J. **CLUZEL**	FRA	CIA Landlord Insurance Honda	Honda CBR600RR		**1'32.004**	0.811	0.101	27	157,415	**242,2**
7	13	A. **WEST**	AUS	EAB West Racing	Yamaha YZF R6		**1'32.029**	0.836	0.025	24	157,372	**242,7**
8	32	S. **MORAIS**	RSA	Kallio Racing	Yamaha YZF R6		**1'32.099**	0.906	0.070	22	157,253	**244,3**
9	14	J. **KENNEDY**	IRL	Profile Racing	Triumph Daytona 675		**1'32.139**	0.946	0.040	25	157,184	**238,9**
10	66	N. **TUULI**	FIN	Kallio Racing	Yamaha YZF R6		**1'32.142**	0.949	0.003	23	157,179	**243,2**
11	11	C. **GAMARINO**	ITA	BARDAHL EVAN BROS. Honda Racing	Honda CBR600RR		**1'32.189**	0.996	0.047	22	157,099	**241,1**
12	81	L. **STAPLEFORD**	GBR	Profile Racing	Triumph Daytona 675		**1'32.327**	1.134	0.138	25	156,864	**240,5**
13	78	H. **OKUBO**	JPN	CIA Landlord Insurance Honda	Honda CBR600RR		**1'32.333**	1.140	0.006	25	156,854	**237,9**
14	38	H. **SOOMER**	EST	WILSport Racedays	Honda CBR600RR	ESS	**1'32.480**	1.287	0.147	30	156,605	**239,5**
15	4	G. **REA**	GBR	Team Kawasaki Go Eleven	Kawasaki ZX-6R		**1'32.595**	1.402	0.115	26	156,410	**240,0**
16	44	R. **ROLFO**	ITA	Team Factory Vamag	MV Agusta F3 675		**1'32.663**	1.470	0.068	21	156,295	**234,3**
17	25	A. **BALDOLINI**	ITA	Race Department ATK#25	MV Agusta F3 675		**1'32.686**	1.493	0.023	21	156,257	**239,5**
18	61	A. **ZACCONE**	ITA	MV Agusta Reparto Corse	MV Agusta F3 675	ESS	**1'32.828**	1.635	0.142	22	156,018	**236,3**
19	95	D. **ALLINGHAM**	GBR	EHA Racing Jewsons Yamaha	Yamaha YZF R6		**1'32.904**	1.711	0.076	26	155,890	**244,9**
20	77	K. **RYDE**	GBR	Kawasaki Puccetti Racing	Kawasaki ZX-6R		**1'33.124**	1.931	0.220	11	155,522	**238,9**
21	63	Z. **KHAIRUDDIN**	MAS	Orelac Racing VerdNatura	Kawasaki ZX-6R		**1'33.274**	2.081	0.150	23	155,272	**241,1**
22	70	R. **MULHAUSER**	SUI	CIA Landlord Insurance Honda	Honda CBR600RR		**1'33.481**	2.288	0.207	27	154,928	**238,4**
23	74	J. **VAN SIKKELERUS**	NED	MVR Racing	Yamaha YZF R6	ESS	**1'33.484**	2.291	0.003	26	154,923	**236,8**
24	47	R. **HARTOG**	NED	Team Hartog - Jenik - Against Cancer	Kawasaki ZX-6R	ESS	**1'33.516**	2.323	0.032	29	154,870	**242,2**
25	64	F. **CARICASULO**	ITA	GRT Yamaha Official WorldSSP Team	Yamaha YZF R6		**1'33.755**	2.562	0.239	7	154,475	**235,8**
26	10	N. **CALERO**	ESP	Orelac Racing VerdNatura	Kawasaki ZX-6R		**1'33.793**	2.600	0.038	23	154,412	**238,9**
27	83	L. **EPIS**	AUS	Response RE Racing	Kawasaki ZX-6R		**1'34.049**	2.856	0.256	24	153,992	**238,9**
28	26	K. **WATANABE**	JPN	Team Kawasaki Go Eleven	Kawasaki ZX-6R		**1'34.146**	2.953	0.097	25	153,833	**238,9**
29	56	P. **SEBESTYÉN**	HUN	SSP Hungary by Pedercini Racing	Kawasaki ZX-6R	ESS	**1'34.440**	3.247	0.294	23	153,355	**235,8**
30	65	M. **CANDUCCI**	ITA	3570 Puccetti Racing FMI	Kawasaki ZX-6R		**1'34.568**	3.375	0.128	29	153,147	**240,5**
31	73	J. **CRETARO**	ITA	Phoenix Suzuki Racing	Suzuki GSX-R600	ESS	**1'34.876**	3.683	0.308	27	152,650	**231,8**
32	92	H. **KUNIKAWA**	JPN	CIA Landlord Insurance Honda	Honda CBR600RR	ESS	**1'36.220**	5.027	1.344	27	150,518	**234,8**
33	48	G. **SCARCELLA**	AUS	GEMAR Team Lorini	Honda CBR600RR		**1'36.435**	5.242	0.215	19	150,182	**232,3**
34	69	X. **CARDELUS GARCIA**	ESP	Race Department ATK#25	MV Agusta F3 675		**1'36.548**	5.355	0.113	24	150,006	**234,8**

Qualifying Lap Time (107% of 1'31.193): 1'37.578

AIR	Humidity:	53%	Temp:	23°C
TRACK	Condition:	Dry	Temp:	36°C

Records						
	Pole	(QP)	2015 K.Sofuoglu	1'29.925	161,050	Km/h
	Race	(RC)	2015 J.Cluzel	1'30.425	160,160	Km/h
	Circuit	(QP)	2015 K.Sofuoglu	1'29.925	161,050	Km/h

	Start	End
26/05/2017	11:00	12:02

The results are provisional until the end of the time limit for protests and appeals and the completion of the technical checks.

These data/results cannot be reproduced, stored and/or transmitted in whole or in part by any manner of electronic, mechanical, photocopying, recording, broadcasting or otherwise now known or herein after developed without the previous express consent by the copyright owner, except for reproduction in daily press and regular printed publications on sale to the public within 60 days of the event related to those data/results and always provided that copyright symbol appears together as follows below.
© DORNA WSBK ORGANIZATION Srl 2017

PIRELLI
Official Tyre Supplier
TISSOT SWISS WATCHES SINCE 1853
Official Timekeeper

SUPERSPORT FIM WORLD CHAMPIONSHIP

2.2

WorldSSP

102/06

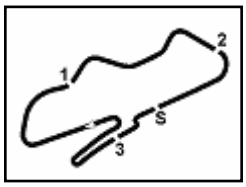

Donington Park 4.023 m

UK Round, 26-27-28 May 2017

World Supersport - Results Free Practice 1st Session

Session Highlights

Local Time	No.	Rider	Description
11.00.00			Start
11.03.24	**56**	P. **SEBESTYÉN**	Check Transponder
11.03.25	**92**	H. **KUNIKAWA**	Check Transponder
11.08.35	**65**	M. **CANDUCCI**	On the Gravel - Re-Joined - Turn 11
11.11.50	**64**	F. **CARICASULO**	Crashed - Re-Joined - Turn 11
11.16.28	**65**	M. **CANDUCCI**	On the Gravel - Re-Joined - Turn 8
11.19.19	**40**	J. **FRANCIS**	Lap Cancelled - Exit Track Limits 10
11.21.01	**63**	Z. **KHAIRUDDIN**	Lap Cancelled - Exit Track Limits 10
11.29.51	**48**	G. **SCARCELLA**	On the Gravel - Re-Joined - Turn 1
11.37.35	**13**	A. **WEST**	Check Transponder
11.43.50	**61**	A. **ZACCONE**	Lap Cancelled - Exit Track Limits 10
12.00.08	**83**	L. **EPIS**	Check Transponder
12.02.10			End Of Session

Fastest Laps Sequence

No.	Rider	Nat	Team	Bike	Local Time	Time	Gap	Avg
1	K. **SOFUOGLU**	TUR	Kawasaki Puccetti Racing	Kawasaki ZX-6R	11:03'12.168	**1'34.111**		153,891
40	J. **FRANCIS**	GBR	HALSALL Racing Team	Yamaha YZF R6	11:04'20.065	**1'33.584**	-0.527	154,757
77	K. **RYDE**	GBR	Kawasaki Puccetti Racing	Kawasaki ZX-6R	11:04'47.899	**1'33.541**	-0.043	154,828
1	K. **SOFUOGLU**	TUR	Kawasaki Puccetti Racing	Kawasaki ZX-6R	11:06'19.208	**1'32.545**	-0.996	156,495
1	K. **SOFUOGLU**	TUR	Kawasaki Puccetti Racing	Kawasaki ZX-6R	11:07'51.544	**1'32.336**	-0.209	156,849
99	P. **JACOBSEN**	USA	MV Agusta Reparto Corse	MV Agusta F3 675	11:09'56.501	**1'32.305**	-0.031	156,902
1	K. **SOFUOGLU**	TUR	Kawasaki Puccetti Racing	Kawasaki ZX-6R	11:14'03.266	**1'32.173**	-0.132	157,126
1	K. **SOFUOGLU**	TUR	Kawasaki Puccetti Racing	Kawasaki ZX-6R	11:15'35.261	**1'31.995**	-0.178	157,430
1	K. **SOFUOGLU**	TUR	Kawasaki Puccetti Racing	Kawasaki ZX-6R	11:34'46.144	**1'31.961**	-0.034	157,489
111	K. **SMITH**	GBR	GEMAR Team Lorini	Honda CBR600RR	11:46'08.969	**1'31.747**	-0.214	157,856
144	L. **MAHIAS**	FRA	GRT Yamaha Official WorldSSP Team	Yamaha YZF R6	11:48'48.272	**1'31.451**	-0.296	158,367
99	P. **JACOBSEN**	USA	MV Agusta Reparto Corse	MV Agusta F3 675	11:56'56.951	**1'31.437**	-0.014	158,391
1	K. **SOFUOGLU**	TUR	Kawasaki Puccetti Racing	Kawasaki ZX-6R	11:58'17.709	**1'31.193**	-0.244	158,815

	Start	End	
26/05/2017	11:00	12:02	The results are provisional until the end of the time limit for protests and appeals and the completion of the technical checks.

These data/results cannot be reproduced, stored and/or transmitted in whole or in part by any manner of electronic, mechanical, photocopying, recording, broadcasting or otherwise now known or herein after developed without the previous express consent by the copyright owner, except for reproduction in daily press and regular printed publications on sale to the public within 60 days of the event related to those data/results and always provided that copyright symbol appears together as follows below.
© DORNA WSBK ORGANIZATION Srl 2017

PIRELLI
Official Tyre Supplier

TISSOT
SWISS WATCHES SINCE 1853
Official Timekeeper

SUPERSPORT FIM WORLD CHAMPIONSHIP

2.3

WorldSSP

102/06

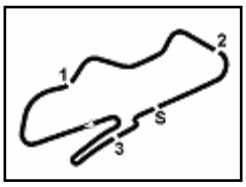

UK Round, 26-27-28 May 2017

World Supersport - Best Sector & Speed Free Practice 1st Session

Donington Park 4.023 m

BEST LAP

1	1	K. SOFUOGLU	Kawasaki ZX-6R	1'31.193
2	99	P. JACOBSEN	MV Agusta F3 675	1'31.437
3	144	L. MAHIAS	Yamaha YZF R6	1'31.451
4	111	K. SMITH	Honda CBR600RR	1'31.747
5	40	J. FRANCIS	Yamaha YZF R6	1'31.903
6	16	J. CLUZEL	Honda CBR600RR	1'32.004
7	13	A. WEST	Yamaha YZF R6	1'32.029
8	32	S. MORAIS	Yamaha YZF R6	1'32.099
9	14	J. KENNEDY	Triumph Daytona 675	1'32.139
10	66	N. TUULI	Yamaha YZF R6	1'32.142
11	11	C. GAMARINO	Honda CBR600RR	1'32.189
12	81	L. STAPLEFORD	Triumph Daytona 675	1'32.327
13	78	H. OKUBO	Honda CBR600RR	1'32.333
14	38	H. SOOMER	Honda CBR600RR	1'32.480
15	4	G. REA	Kawasaki ZX-6R	1'32.595
16	44	R. ROLFO	MV Agusta F3 675	1'32.663
17	25	A. BALDOLINI	MV Agusta F3 675	1'32.686
18	61	A. ZACCONE	MV Agusta F3 675	1'32.828
19	95	D. ALLINGHAM	Yamaha YZF R6	1'32.904
20	77	K. RYDE	Kawasaki ZX-6R	1'33.124
21	63	Z. KHAIRUDDIN	Kawasaki ZX-6R	1'33.274
22	70	R. MULHAUSER	Honda CBR600RR	1'33.481
23	74	J. VAN SIKKELERUS	Yamaha YZF R6	1'33.484
24	47	R. HARTOG	Kawasaki ZX-6R	1'33.516
25	64	F. CARICASULO	Yamaha YZF R6	1'33.755
26	10	N. CALERO	Kawasaki ZX-6R	1'33.793
27	83	L. EPIS	Kawasaki ZX-6R	1'34.049
28	26	K. WATANABE	Kawasaki ZX-6R	1'34.146
29	56	P. SEBESTYÉN	Kawasaki ZX-6R	1'34.440
30	65	M. CANDUCCI	Kawasaki ZX-6R	1'34.568
31	73	J. CRETARO	Suzuki GSX-R600	1'34.876
32	92	H. KUNIKAWA	Honda CBR600RR	1'36.220
33	48	G. SCARCELLA	Honda CBR600RR	1'36.435
34	69	X. CARDELUS GARCIA	MV Agusta F3 675	1'36.548

SPEED

1	95	D. ALLINGHAM	Yamaha YZF R6	244.9
2	32	S. MORAIS	Yamaha YZF R6	244.3
3	66	N. TUULI	Yamaha YZF R6	243.2
4	13	A. WEST	Yamaha YZF R6	242.7
5	16	J. CLUZEL	Honda CBR600RR	242.2
6	47	R. HARTOG	Kawasaki ZX-6R	242.2
7	111	K. SMITH	Honda CBR600RR	241.1
8	11	C. GAMARINO	Honda CBR600RR	241.1
9	63	Z. KHAIRUDDIN	Kawasaki ZX-6R	241.1
10	65	M. CANDUCCI	Kawasaki ZX-6R	240.5
11	81	L. STAPLEFORD	Triumph Daytona 675	240.5
12	4	G. REA	Kawasaki ZX-6R	240.0
13	38	H. SOOMER	Honda CBR600RR	239.5
14	25	A. BALDOLINI	MV Agusta F3 675	239.5
15	10	N. CALERO	Kawasaki ZX-6R	238.9
16	14	J. KENNEDY	Triumph Daytona 675	238.9
17	77	K. RYDE	Kawasaki ZX-6R	238.9
18	83	L. EPIS	Kawasaki ZX-6R	238.9
19	26	K. WATANABE	Kawasaki ZX-6R	238.9
20	1	K. SOFUOGLU	Kawasaki ZX-6R	238.9
21	99	P. JACOBSEN	MV Agusta F3 675	238.4
22	70	R. MULHAUSER	Honda CBR600RR	238.4
23	78	H. OKUBO	Honda CBR600RR	237.9
24	144	L. MAHIAS	Yamaha YZF R6	237.9
25	74	J. VAN SIKKELERUS	Yamaha YZF R6	236.8
26	61	A. ZACCONE	MV Agusta F3 675	236.3
27	56	P. SEBESTYÉN	Kawasaki ZX-6R	235.8
28	40	J. FRANCIS	Yamaha YZF R6	235.8
29	64	F. CARICASULO	Yamaha YZF R6	235.8
30	92	H. KUNIKAWA	Honda CBR600RR	234.8
31	69	X. CARDELUS GARCIA	MV Agusta F3 675	234.8
32	44	R. ROLFO	MV Agusta F3 675	234.3
33	48	G. SCARCELLA	Honda CBR600RR	232.3
34	73	J. CRETARO	Suzuki GSX-R600	231.8

SEG. 1

1	1	K. SOFUOGLU	19.585
2	111	K. SMITH	19.749
3	144	L. MAHIAS	19.749
4	16	J. CLUZEL	19.801
5	66	N. TUULI	19.803
6	4	G. REA	19.803
7	13	A. WEST	19.810
8	40	J. FRANCIS	19.812
9	78	H. OKUBO	19.864
10	32	S. MORAIS	19.865
11	99	P. JACOBSEN	19.868
12	25	A. BALDOLINI	19.893
13	81	L. STAPLEFORD	19.900
14	14	J. KENNEDY	19.904
15	47	R. HARTOG	19.911
16	38	H. SOOMER	19.933
17	44	R. ROLFO	19.972
18	95	D. ALLINGHAM	19.982
19	11	C. GAMARINO	19.990
20	77	K. RYDE	20.083
21	70	R. MULHAUSER	20.103
22	10	N. CALERO	20.164
23	61	A. ZACCONE	20.167
24	63	Z. KHAIRUDDIN	20.187
25	64	F. CARICASULO	20.237
26	26	K. WATANABE	20.275
27	56	P. SEBESTYÉN	20.314
28	83	L. EPIS	20.317
29	74	J. VAN SIKKELER	20.330
30	65	M. CANDUCCI	20.358
31	73	J. CRETARO	20.493
32	92	H. KUNIKAWA	20.682
33	69	X. CARDELUS G	20.704
34	48	G. SCARCELLA	20.977

SEG. 2

1	99	P. JACOBSEN	24.886
2	1	K. SOFUOGLU	24.893
3	13	A. WEST	25.004
4	40	J. FRANCIS	25.030
5	111	K. SMITH	25.031
6	16	J. CLUZEL	25.031
7	95	D. ALLINGHAM	25.032
8	144	L. MAHIAS	25.036
9	4	G. REA	25.061
10	32	S. MORAIS	25.097
11	78	H. OKUBO	25.156
12	14	J. KENNEDY	25.165
13	81	L. STAPLEFORD	25.178
14	66	N. TUULI	25.216
15	11	C. GAMARINO	25.219
16	61	A. ZACCONE	25.240
17	25	A. BALDOLINI	25.241
18	38	H. SOOMER	25.288
19	44	R. ROLFO	25.361
20	77	K. RYDE	25.462
21	47	R. HARTOG	25.479
22	70	R. MULHAUSER	25.513
23	10	N. CALERO	25.571
24	74	J. VAN SIKKELER	25.618
25	83	L. EPIS	25.649
26	64	F. CARICASULO	25.680
27	63	Z. KHAIRUDDIN	25.685
28	26	K. WATANABE	25.701
29	65	M. CANDUCCI	25.703
30	56	P. SEBESTYÉN	25.859
31	73	J. CRETARO	25.994
32	69	X. CARDELUS G	26.337
33	92	H. KUNIKAWA	26.404
34	48	G. SCARCELLA	26.577

SEG. 3

1	81	L. STAPLEFORD	11.762
2	99	P. JACOBSEN	11.776
3	95	D. ALLINGHAM	11.798
4	40	J. FRANCIS	11.810
5	111	K. SMITH	11.821
6	144	L. MAHIAS	11.848
7	13	A. WEST	11.850
8	14	J. KENNEDY	11.851
9	47	R. HARTOG	11.853
10	78	H. OKUBO	11.858
11	1	K. SOFUOGLU	11.862
12	16	J. CLUZEL	11.868
13	10	N. CALERO	11.870
14	11	C. GAMARINO	11.878
15	66	N. TUULI	11.884
16	4	G. REA	11.888
17	32	S. MORAIS	11.899
18	25	A. BALDOLINI	11.913
19	70	R. MULHAUSER	11.916
20	38	H. SOOMER	11.939
21	63	Z. KHAIRUDDIN	11.944
22	77	K. RYDE	11.948
23	44	R. ROLFO	11.970
24	74	J. VAN SIKKELER	11.996
25	65	M. CANDUCCI	12.008
26	64	F. CARICASULO	12.023
27	61	A. ZACCONE	12.036
28	26	K. WATANABE	12.037
29	83	L. EPIS	12.039
30	56	P. SEBESTYÉN	12.074
31	92	H. KUNIKAWA	12.153
32	48	G. SCARCELLA	12.184
33	73	J. CRETARO	12.280
34	69	X. CARDELUS G	12.311

SEG. 4

1	111	K. SMITH	10.995
2	1	K. SOFUOGLU	11.011
3	144	L. MAHIAS	11.054
4	61	A. ZACCONE	11.061
5	99	P. JACOBSEN	11.062
6	11	C. GAMARINO	11.072
7	40	J. FRANCIS	11.086
8	16	J. CLUZEL	11.088
9	32	S. MORAIS	11.120
10	13	A. WEST	11.137
11	66	N. TUULI	11.152
12	44	R. ROLFO	11.177
13	14	J. KENNEDY	11.184
14	70	R. MULHAUSER	11.187
15	81	L. STAPLEFORD	11.194
16	74	J. VAN SIKKELER	11.213
17	4	G. REA	11.218
18	38	H. SOOMER	11.233
19	78	H. OKUBO	11.263
20	77	K. RYDE	11.270
21	25	A. BALDOLINI	11.274
22	63	Z. KHAIRUDDIN	11.309
23	26	K. WATANABE	11.346
24	95	D. ALLINGHAM	11.358
25	47	R. HARTOG	11.431
26	10	N. CALERO	11.443
27	73	J. CRETARO	11.459
28	56	P. SEBESTYÉN	11.495
29	64	F. CARICASULO	11.500
30	83	L. EPIS	11.502
31	65	M. CANDUCCI	11.551
32	92	H. KUNIKAWA	11.663
33	69	X. CARDELUS G	11.693
34	48	G. SCARCELLA	11.753

SEG. 5

1	99	P. JACOBSEN	23.594
2	144	L. MAHIAS	23.674
3	11	C. GAMARINO	23.762
4	38	H. SOOMER	23.790
5	16	J. CLUZEL	23.805
6	13	A. WEST	23.827
7	1	K. SOFUOGLU	23.842
8	14	J. KENNEDY	23.845
9	111	K. SMITH	23.847
10	63	Z. KHAIRUDDIN	23.983
11	81	L. STAPLEFORD	23.994
12	78	H. OKUBO	23.999
13	32	S. MORAIS	24.004
14	44	R. ROLFO	24.029
15	66	N. TUULI	24.060
16	61	A. ZACCONE	24.065
17	64	F. CARICASULO	24.107
18	4	G. REA	24.108
19	40	J. FRANCIS	24.118
20	74	J. VAN SIKKELER	24.123
21	25	A. BALDOLINI	24.233
22	26	K. WATANABE	24.242
23	77	K. RYDE	24.268
24	83	L. EPIS	24.316
25	10	N. CALERO	24.344
26	70	R. MULHAUSER	24.368
27	95	D. ALLINGHAM	24.394
28	56	P. SEBESTYÉN	24.424
29	73	J. CRETARO	24.473
30	47	R. HARTOG	24.562
31	65	M. CANDUCCI	24.600
32	92	H. KUNIKAWA	24.821
33	48	G. SCARCELLA	24.835
34	69	X. CARDELUS G	25.062

26/05/2017

These data/results cannot be reproduced, stored and/or transmitted in whole or in part by any manner of electronic, mechanical, photocopying, recording, broadcasting or otherwise now known or herein after developed without the previous express consent by the copyright owner, except for reproduction in daily press and regular printed publications on sale to the public within 60 days of the event related to those data/results and always provided that copyright symbol appears together as follows below.
© DORNA WSBK ORGANIZATION Srl 2017

PIRELLI
Official Tyre Supplier
TISSOT SWISS WATCHES SINCE 1853
Official Timekeeper

SUPERSPORT FIM WORLD CHAMPIONSHIP

2.4

WorldSSP

102/06

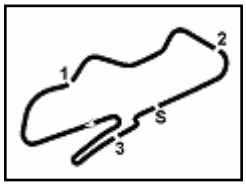

UK Round, 26-27-28 May 2017

World Supersport - Ideal Times Free Practice 1st Session

Donington Park 4.023 m

	No.	Rider	Nat	Bike	Seg. 1 Diff. 1	Seg. 2 Diff. 2	Seg. 3 Diff. 3	Seg. 4 Diff. 4	Seg. 5 Diff. 5	Ideal Time Best Lap	Pos.	Diff.
1	**99**	P. **JACOBSEN**	USA	MV Agusta F3 675	19.868 0.005	**24.886**	11.776 0.041	11.062 0.096	**23.594** 0.109	**1'31.186** 1'31.437	3	0.251
2	**1**	K. **SOFUOGLU**	TUR	Kawasaki ZX-6R	**19.585**	24.893	11.862	11.011	23.842	**1'31.193** 1'31.193	2	
3	**144**	L. **MAHIAS**	FRA	Yamaha YZF R6	19.749 0.036	25.036	11.848	11.054	23.674 0.054	**1'31.361** 1'31.451	4	0.090
4	**111**	K. **SMITH**	GBR	Honda CBR600RR	19.749 0.094	25.031 0.105	11.821 0.105	**10.995**	23.847	**1'31.443** 1'31.747	5	0.304
5	**16**	J. **CLUZEL**	FRA	Honda CBR600RR	19.801 0.049	25.031 0.004	11.868 0.094	11.088 0.127	23.805 0.137	**1'31.593** 1'32.004	7	0.411
6	**13**	A. **WEST**	AUS	Yamaha YZF R6	19.810	25.004	11.850	11.137 0.123	23.827 0.278	**1'31.628** 1'32.029	8	0.401
7	**40**	J. **FRANCIS**	GBR	Yamaha YZF R6	19.812 0.041	25.030	11.810	11.086	24.118 0.006	**1'31.856** 1'31.903	6	0.047
8	**11**	C. **GAMARINO**	ITA	Honda CBR600RR	19.990 0.120	25.219 0.119	11.878 0.024	11.072 0.005	23.762	**1'31.921** 1'32.189	12	0.268
9	**14**	J. **KENNEDY**	IRL	Triumph Daytona 675	19.904 0.059	25.165 0.027	11.851 0.034	11.184 0.070	23.845	**1'31.949** 1'32.139	10	0.190
10	**32**	S. **MORAIS**	RSA	Yamaha YZF R6	19.865	25.097 0.042	11.899 0.072	11.120	24.004	**1'31.985** 1'32.099	9	0.114
11	**81**	L. **STAPLEFORD**	GBR	Triumph Daytona 675	19.900 0.181	25.178	**11.762** 0.084	11.194 0.034	23.994	**1'32.028** 1'32.327	13	0.299
12	**4**	G. **REA**	GBR	Kawasaki ZX-6R	19.803 0.059	25.061 0.212	11.888 0.157	11.218	24.108 0.089	**1'32.078** 1'32.595	16	0.517
13	**66**	N. **TUULI**	FIN	Yamaha YZF R6	19.803	25.216	11.884 0.027	11.152	24.060	**1'32.115** 1'32.142	11	0.027
14	**78**	H. **OKUBO**	JPN	Honda CBR600RR	19.864	25.156	11.858	11.263 0.056	23.999 0.137	**1'32.140** 1'32.333	14	0.193
15	**38**	H. **SOOMER**	EST	Honda CBR600RR	19.933 0.088	25.288 0.001	11.939 0.208	11.233	23.790	**1'32.183** 1'32.480	15	0.297
16	**44**	R. **ROLFO**	ITA	MV Agusta F3 675	19.972	25.361	11.970	11.177 0.086	24.029 0.068	**1'32.509** 1'32.663	17	0.154
17	**25**	A. **BALDOLINI**	ITA	MV Agusta F3 675	19.893	25.241 0.059	11.913 0.024	11.274 0.006	24.233 0.043	**1'32.554** 1'32.686	18	0.132
18	**95**	D. **ALLINGHAM**	GBR	Yamaha YZF R6	19.982 0.041	25.032	11.798 0.030	11.358 0.029	24.394 0.240	**1'32.564** 1'32.904	20	0.340
19	**61**	A. **ZACCONE**	ITA	MV Agusta F3 675	20.167 0.161	25.240	12.036 0.022	11.061 0.076	24.065	**1'32.569** 1'32.828	19	0.259
20	**77**	K. **RYDE**	GBR	Kawasaki ZX-6R	20.083 0.006	25.462	11.948 0.061	11.270	24.268 0.026	**1'33.031** 1'33.124	21	0.093
21	**70**	R. **MULHAUSER**	SUI	Honda CBR600RR	20.103 0.154	25.513 0.190	11.916	11.187	24.368 0.050	**1'33.087** 1'33.481	23	0.394
22	**63**	Z. **KHAIRUDDIN**	MAS	Kawasaki ZX-6R	20.187	25.685	11.944 0.166	11.309	23.983	**1'33.108** 1'33.274	22	0.166
23	**47**	R. **HARTOG**	NED	Kawasaki ZX-6R	19.911 0.117	25.479	11.853 0.111	11.431	24.562 0.052	**1'33.236** 1'33.516	25	0.280
24	**74**	J. **VAN SIKKELERUS**	NED	Yamaha YZF R6	20.330	25.618 0.021	11.996 0.074	11.213 0.109	24.123	**1'33.280** 1'33.484	24	0.204
25	**10**	N. **CALERO**	ESP	Kawasaki ZX-6R	20.164 0.074	25.571	11.870 0.022	11.443 0.139	24.344 0.166	**1'33.392** 1'33.793	27	0.401
26	**64**	F. **CARICASULO**	ITA	Yamaha YZF R6	20.237 0.001	25.680 0.207	12.023	11.500	24.107	**1'33.547** 1'33.755	26	0.208
27	**26**	K. **WATANABE**	JPN	Kawasaki ZX-6R	20.275 0.025	25.701 0.042	12.037 0.148	11.346 0.158	24.242 0.172	**1'33.601** 1'34.146	29	0.545
28	**83**	L. **EPIS**	AUS	Kawasaki ZX-6R	20.317 0.213	25.649 0.013	12.039	11.502	24.316	**1'33.823** 1'34.049	28	0.226
29	**56**	P. **SEBESTYÉN**	HUN	Kawasaki ZX-6R	20.314 0.092	25.859 0.125	12.074 0.057	11.495	24.424	**1'34.166** 1'34.440	30	0.274
30	**65**	M. **CANDUCCI**	ITA	Kawasaki ZX-6R	20.358	25.703 0.161	12.008 0.007	11.551 0.180	24.600	**1'34.220** 1'34.568	31	0.348
31	**73**	J. **CRETARO**	ITA	Suzuki GSX-R600	20.493	25.994 0.110	12.280 0.067	11.459	24.473	**1'34.699** 1'34.876	32	0.177
32	**92**	H. **KUNIKAWA**	JPN	Honda CBR600RR	20.682 0.244	26.404 0.113	12.153 0.083	11.663 0.057	24.821	**1'35.723** 1'36.220	33	0.497
33	**69**	X. **CARDELUS GARCIA**	ESP	MV Agusta F3 675	20.704 0.320	26.337	12.311 0.121	11.693	25.062	**1'36.107** 1'36.548	35	0.441

26/05/2017

These data/results cannot be reproduced, stored and/or transmitted in whole or in part by any manner of electronic, mechanical, photocopying, recording, broadcasting or otherwise now known or herein after developed without the previous express consent by the copyright owner, except for reproduction in daily press and regular printed publications on sale to the public within 60 days of the event related to those data/results and always provided that copyright symbol appears together as follows below.
© DORNA WSBK ORGANIZATION Srl 2017

PIRELLI
Official Tyre Supplier

TISSOT
SWISS WATCHES SINCE 1853
Official Timekeeper

SUPERSPORT FIM WORLD CHAMPIONSHIP

2.4

WorldSSP

102/06

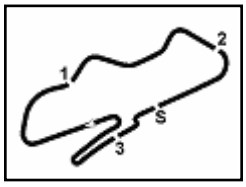

UK Round, 26-27-28 May 2017

World Supersport - Ideal Times Free Practice 1st Session

Donington Park 4.023 m

	No.	Rider	Nat	Bike	Seg. 1 / Diff. 1	Seg. 2 / Diff. 2	Seg. 3 / Diff. 3	Seg. 4 / Diff. 4	Seg. 5 / Diff. 5	Ideal Time / Best Lap	Pos.	Diff.
34	**48**	G. **SCARCELLA**	AUS	Honda CBR600RR	20.977	26.577	12.184	11.753	24.835	**1'36.326**		
					0.056				0.053	1'36.435	34	0.109
				Overall Ideal Time	19.585	24.886	11.762	10.995	23.594	**1'30.822**		

26/05/2017
These data/results cannot be reproduced, stored and/or transmitted in whole or in part by any manner of electronic, mechanical, photocopying, recording, broadcasting or otherwise now known or herein after developed without the previous express consent by the copyright owner, except for reproduction in daily press and regular printed publications on sale to the public within 60 days of the event related to those data/results and always provided that copyright symbol appears together as follows below.
© DORNA WSBK ORGANIZATION Srl 2017

PIRELLI
Official Tyre Supplier
TISSOT SWISS WATCHES SINCE 1853
Official Timekeeper

SUPERSPORT FIM WORLD CHAMPIONSHIP

2.5

WorldSSP

102/06

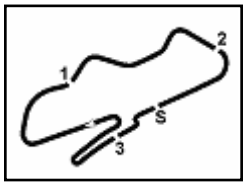

Donington Park 4.023 m

UK Round, 26-27-28 May 2017

World Supersport - Chronological Analysis Free Practice 1st Session

1° 1 K. SOFUOGLU (1'31.193)

Lap	Seg. 1	Seg. 2	Seg. 3	Seg. 4	Seg. 5	Lap Time	km/h	Local Time
		26.291	12.183	11.951	24.474		**233.8**	11:01'38.057
1	20.595	25.764	12.052	11.513	24.187	1'34.111	**236.8**	11:03'12.168
2	21.487	25.494	11.947	11.382	24.185	1'34.495	**237.9**	11:04'46.663
3	20.033	25.199	11.939	11.316	24.058	1'32.545	**238.4**	11:06'19.208
4	19.865	25.271	11.946	11.338	23.916	1'32.336	**238.4**	11:07'51.544
5	19.920	25.075	12.059	11.209	24.181	1'32.444	**238.4**	11:09'23.988
6	20.012	25.504	12.057	11.339	23.927	1'32.839	**238.9**	11:10'56.827
7	19.755	25.446	12.301	11.705	25.059	1'34.266	**238.4**	11:12'31.093
8	19.811	25.261	11.950	11.143	24.008	1'32.173	**237.4**	11:14'03.266
9	19.706	25.276	11.957	11.122	23.934	1'31.995	**238.4**	11:15'35.261
10	21.618	28.466	13.117	12.990	28.889	1'45.080 P	**202.6**	11:17'20.341
11	11'33.356	27.155	12.244	11.344	24.209	12'48.308 P	**235.3**	11:30'08.649
12	20.166	25.457	12.054	11.279	24.250	1'33.206	**236.8**	11:31'41.855
13	19.775	25.270	12.028	11.179	24.076	1'32.328	**237.9**	11:33'14.183
14	19.664	25.264	12.019	11.135	23.879	1'31.961	**237.4**	11:34'46.144
15	20.032	27.585	12.055	11.242	30.430	1'41.344 P	**236.8**	11:36'27.488
16	5'30.383	26.373	12.081	11.298	24.366	6'44.501 P	**236.3**	11:43'11.989
17	19.951	25.571	11.969	11.133	23.974	1'32.598	**237.4**	11:44'44.587
18	19.755	25.322	12.012	11.084	24.273	1'32.446	**238.4**	11:46'17.033
19	19.853	25.444	12.013	11.088	24.054	1'32.452	**237.9**	11:47'49.485
20	19.763	25.336	11.930	11.017	24.139	1'32.185	**237.9**	11:49'21.670
21	21.246	26.819	12.234	11.621	28.918	1'40.838 P	**234.8**	11:51'02.508
22	2'57.512	26.247	11.979	11.615	23.988	4'11.341 P	**235.8**	11:55'13.849
23	19.753	25.829	11.979	11.263	23.843	1'32.667	**236.3**	11:56'46.516
24	**19.585**	**24.893**	**11.862**	**11.011**	**23.842**	**1'31.193**	**238.9**	11:58'17.709
25	23.917	31.218	12.310	11.432	29.384	1'48.261 P	**234.8**	12:00'05.970

2° 99 P. JACOBSEN (1'31.437)

Lap	Seg. 1	Seg. 2	Seg. 3	Seg. 4	Seg. 5	Lap Time	km/h	Local Time
		28.427	12.818	12.042	25.218		**233.3**	11:02'08.589
1	20.877	26.773	12.193	11.561	24.658	1'36.062	**233.8**	11:03'44.651
2	20.381	25.712	12.028	11.301	24.313	1'33.735	**235.8**	11:05'18.386
3	20.121	25.443	12.055	11.449	23.945	1'33.013	**236.8**	11:06'51.399
4	20.131	25.455	11.895	11.207	24.109	1'32.797	**237.9**	11:08'24.196
5	20.176	25.111	11.909	11.131	23.978	1'32.305	**237.9**	11:09'56.501
6	20.957	26.006	12.330	11.574	30.056	1'40.923 P	**233.8**	11:11'37.424
7	12'04.200	26.147	12.058	11.327	24.147	13'17.879 P	**235.3**	11:24'55.303
8	20.084	25.201	11.943	11.127	23.995	1'32.350	**236.8**	11:26'27.653
9	20.045	25.353	12.046	11.389	23.987	1'32.820	**234.8**	11:28'00.473
10	20.039	25.340	11.960	11.956	30.311	1'39.606 P	**237.4**	11:29'40.079
11	9'41.571	25.828	12.018	11.191	24.043	10'54.651 P	**235.3**	11:40'34.730
12	20.127	25.133	11.925	**11.062**	24.094	1'32.341	**235.8**	11:42'07.071
13	19.936	25.150	11.924	12.555	24.843	1'34.408	**238.4**	11:43'41.479
14	20.136	25.396	11.990	11.171	27.430	1'36.123 P	**236.3**	11:45'17.602
15	5'50.354	26.159	12.540	11.524	24.114	7'04.691 P	**220.9**	11:52'22.293
16	20.007	25.066	11.845	11.135	23.715	1'31.768	**234.8**	11:53'54.061
17	**19.868**	25.148	**11.776**	11.067	**23.594**	1'31.453	**236.8**	11:55'25.514
18	19.873	**24.886**	11.817	11.158	23.703	**1'31.437**	**235.8**	11:56'56.951
19	20.186	26.651	13.439	12.604	23.965	1'36.845	**194.2**	11:58'33.796
20	21.646	25.819	12.398	11.196	23.994	1'35.053	**234.8**	12:00'08.849

3° 144 L. MAHIAS (1'31.451)

Lap	Seg. 1	Seg. 2	Seg. 3	Seg. 4	Seg. 5	Lap Time	km/h	Local Time
		27.932	13.008	12.191	25.588		**228.8**	11:03'06.047
1	21.017	26.604	12.343	11.719	24.404	1'36.087	**232.8**	11:04'42.134
2	20.249	25.695	12.186	11.635	24.014	1'33.779	**234.8**	11:06'15.913
3	20.186	25.616	12.101	11.428	24.266	1'33.597	**231.8**	11:07'49.510
4	20.097	25.477	12.072	11.473	24.086	1'33.205	**235.8**	11:09'22.715
5	19.948	25.365	12.174	11.231	23.947	1'32.665	**233.3**	11:10'55.380
6	20.127	26.218	12.472	11.457	27.053	1'37.327 P	**230.8**	11:12'32.707
7	10'12.329	27.230	12.672	12.485	24.857	11'29.573 P	**227.8**	11:24'02.280
8	20.060	25.657	12.148	11.162	24.060	1'33.087	**232.8**	11:25'35.367
9	20.046	25.585	12.066	11.158	24.213	1'33.068	**233.3**	11:27'08.435
10	20.214	25.474	12.141	11.204	23.949	1'32.982	**234.8**	11:28'41.417
11	20.021	25.437	12.067	11.101	23.976	1'32.602	**233.8**	11:30'14.019
12	20.086	25.486	11.997	11.209	23.943	1'32.721	**237.4**	11:31'46.740
13	21.926	26.340	12.116	11.774	29.188	1'41.344 P	**235.8**	11:33'28.084
14	11'02.481	26.647	12.216	11.307	24.176	12'16.827 P	**232.8**	11:45'44.911
15	19.957	25.345	11.880	**11.054**	**23.674**	1'31.910	**236.3**	11:47'16.821
16	19.785	**25.036**	**11.848**	**11.054**	23.728	**1'31.451**	**237.9**	11:48'48.272
17	19.821	25.463	11.885	11.164	23.811	1'32.144	**237.9**	11:50'20.416
18	**19.749**	25.203	11.948	11.233	23.743	1'31.876	**236.3**	11:51'52.292
19	19.824	25.166	11.990	11.278	23.722	1'31.980	**237.4**	11:53'24.272
20	19.951	25.148	11.918	11.097	23.951	1'32.065	**234.8**	11:54'56.337
21	22.323	26.585	12.406	12.150	32.655	1'46.119	**231.3**	11:56'42.456
22	20.278	26.160	14.657	14.959	25.686	1'41.740		11:58'24.196
23	20.174	25.918	11.981	11.283	23.950	1'33.306	**237.4**	11:59'57.502
24	19.962	25.237	11.938	11.905	24.482	1'33.524	**236.8**	12:01'31.026

4° 111 K. SMITH (1'31.747)

Lap	Seg. 1	Seg. 2	Seg. 3	Seg. 4	Seg. 5	Lap Time	km/h	Local Time
		28.818	12.495	11.921	25.949		**235.8**	11:02'05.090
1	21.086	26.275	12.036	11.609	25.026	1'36.032	**235.8**	11:03'41.122
2	20.310	26.013	11.995	11.204	24.690	1'34.212	**238.4**	11:05'15.334
3	20.061	25.815	11.959	11.200	24.658	1'33.693	**237.4**	11:06'49.027
4	20.036	25.486	11.952	11.172	24.456	1'33.102	**237.4**	11:08'22.129
5	20.155	25.635	11.945	11.319	24.365	1'33.419	**238.9**	11:09'55.548
6	20.042	26.003	12.194	11.377	30.703	1'40.319 P	**235.8**	11:11'35.867
7	7'34.670	26.443	12.210	11.394	24.437	8'49.154 P	**235.8**	11:20'25.021
8	20.082	25.551	11.959	11.323	24.239	1'33.154	**237.9**	11:21'58.175
9	20.372	25.407	12.096	11.239	24.207	1'33.321	**234.8**	11:23'31.496
10	19.973	25.343	11.999	11.415	24.216	1'32.946	**237.4**	11:25'04.442
11	20.249	25.548	11.944	11.469	24.274	1'33.484	**241.1**	11:26'37.926
12	20.026	25.324	12.000	11.112	24.215	1'32.677	**235.8**	11:28'10.603
13	20.670	26.150	12.178	11.587	29.838	1'40.423 P	**235.8**	11:29'51.026
14	11'59.827	26.397	11.965	11.321	24.229	13'13.739 P	**237.9**	11:43'04.765
15	19.986	25.221	**11.821**	11.396	24.033	1'32.457	**239.5**	11:44'37.222
16	19.843	25.136	11.926	**10.995**	**23.847**	**1'31.747**	**237.4**	11:46'08.969
17	**19.749**	**25.031**	11.930	11.151	23.892	1'31.753	**237.4**	11:47'40.722
18	20.269	26.281	11.989	11.714	29.729	1'39.982 P	**238.4**	11:49'20.704
19	4'05.555	26.071	12.068	11.337	24.223	5'19.254 P	**237.9**	11:54'39.958
20	19.941	25.160	11.870	11.259	24.108	1'32.338	**236.8**	11:56'12.296
21	19.850	25.142	12.010	11.114	23.932	1'32.048	**237.9**	11:57'44.344
22	19.888	25.251	11.929	11.209	23.937	1'32.214	**237.9**	11:59'16.558
23	19.805	25.158	11.964	11.158	23.896	1'31.981	**235.3**	12:00'48.539

5° 40 J. FRANCIS (1'31.903)

Lap	Seg. 1	Seg. 2	Seg. 3	Seg. 4	Seg. 5	Lap Time	km/h	Local Time
		27.960	12.634	11.717	25.600		**230.3**	11:02'46.481
1	20.183	25.587	12.013	11.347	24.454	1'33.584	**233.3**	11:04'20.065
2	20.031	25.278	11.903	14.398	28.843	1'40.453	**234.8**	11:06'00.518
3	20.062	25.337	11.921	11.432	24.522	1'33.274	**235.3**	11:07'33.792
4	19.945	25.372	12.166	11.582	24.321	1'33.386	**235.3**	11:09'07.178
5	20.410	25.499	11.984	11.625	28.994	1'38.512 P	**232.3**	11:10'45.690
6	4'04.370	26.271	12.163	11.355	24.286	5'18.445 P	**232.8**	11:16'04.135
7	19.919	25.283	11.927	15.416	27.082	1'39.627	**233.8**	11:17'43.762
8	19.960	25.297	11.914	11.319	24.205	1'32.695 C	**233.3**	11:19'16.457
9	20.780	26.494	12.181	12.033	29.588	1'41.076 P	**229.8**	11:20'57.533
10	3'29.351	26.169	12.082	11.418	24.656	4'43.676 P	**232.3**	11:25'41.209
11	19.901	25.169	11.880	11.338	24.308	1'32.596	**233.8**	11:27'13.805
12	21.451	26.306	12.280	11.534	29.013	1'40.584 P	**229.3**	11:28'54.389
13	12'38.448	26.651	12.260	11.417	24.833	13'53.609 P	**231.8**	11:42'47.998
14	19.932	25.396	11.929	11.204	24.152	1'32.613	**234.3**	11:44'20.611
15	19.891	25.169	11.941	11.424	24.188	1'32.613	**233.3**	11:45'53.224
16	19.935	25.138	12.004	11.228	24.208	1'32.513	**231.3**	11:47'25.737
17	21.176	27.093	12.350	11.807	28.492	1'40.918 P	**226.9**	11:49'06.655
18	3'32.520	30.225	11.986	11.420	24.396	4'50.547 P	**234.3**	11:53'57.202
19	**19.812**	25.125	11.839	11.090	**24.118**	1'31.984	**232.8**	11:55'29.186
20	21.366	29.820	15.322	12.053	26.553	1'45.114	**213.0**	11:57'14.300
21	19.853	**25.030**	**11.810**	**11.086**	24.124	**1'31.903**	**235.8**	11:58'46.203
22	20.615	26.413	13.174	12.533	25.177	1'37.912	**185.2**	12:00'24.115

6° 16 J. CLUZEL (1'32.004)

Lap	Seg. 1	Seg. 2	Seg. 3	Seg. 4	Seg. 5	Lap Time	km/h	Local Time
		28.026	12.475	11.769	24.812		**235.3**	11:02'52.621
1	20.288	25.689	11.993	11.520	24.210	1'33.700	**238.9**	11:04'26.321
2	20.283	25.707	12.012	11.482	24.211	1'33.695	**237.4**	11:06'00.016
3	20.092	25.506	12.023	11.276	24.047	1'32.944	**239.5**	11:07'32.960
4	20.096	25.687	12.397	11.398	25.734	1'35.312	**239.5**	11:09'08.272
5	20.000	25.589	11.997	11.326	24.012	1'32.924	**238.4**	11:10'41.196
6	20.101	25.596	12.033	11.228	24.008	1'32.966	**239.5**	11:12'14.162
7	20.144	25.445	11.978	11.273	28.434	1'37.274 P	**239.5**	11:13'51.436
8	9'27.822	26.706	12.308	11.428	24.249	10'42.513 P	**233.8**	11:24'33.949
9	20.195	25.635	12.069	11.302	24.096	1'33.297	**238.9**	11:26'07.246
10	20.191	25.389	11.942	11.452	24.243	1'33.217	**241.1**	11:27'40.463
11	20.697	25.684	12.018	11.270	24.514	1'34.183	**239.5**	11:29'14.646
12	20.242	25.568	11.987	11.773	24.135	1'33.705	**242.2**	11:30'48.351
13	20.182	26.504	12.150	11.748	27.933	1'38.517 P	**236.8**	11:32'26.868
14	5'54.477	27.427	12.480	11.548	24.445	7'10.377 P	**232.8**	11:39'37.245
15	20.063	25.523	11.988	11.273	23.964	1'32.811	**237.4**	11:41'10.056
16	20.004	25.429	11.943	11.150	**23.805**	1'32.331	**237.9**	11:42'42.387
17	19.966	25.284	11.986	11.137	31.375	1'39.748	**239.5**	11:44'22.135
18	20.295	26.115	13.840	12.088	26.531	1'38.869	**200.4**	11:46'01.004
19	19.950	25.061	11.974	**11.088**	23.961	1'32.034	**238.4**	11:47'33.038
20	19.809	25.194	11.914	11.245	23.930	1'32.092	**239.5**	11:49'05.130
21	**19.801**	**25.031**	11.942	11.263	24.158	1'32.195	**240.5**	11:50'37.325
22	21.820	27.437	15.900	14.622	26.891	1'46.670	**186.9**	11:52'23.995

26/05/2017 **P = Pits In/Out - C = Lap-Time Cancelled**

These data/results cannot be reproduced, stored and/or transmitted in whole or in part by any manner of electronic, mechanical, photocopying, recording, broadcasting or otherwise now known or herein after developed without the previous express consent by the copyright owner, except for reproduction in daily press and regular printed publications on sale to the public within 60 days of the event related to those data/results and always provided that copyright symbol appears together as follows below.
© DORNA WSBK ORGANIZATION Srl 2017

PIRELLI Official Tyre Supplier
TISSOT SWISS WATCHES SINCE 1853 Official Timekeeper

SUPERSPORT FIM WORLD CHAMPIONSHIP

2.5

WorldSSP

102/06

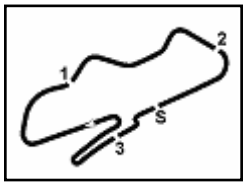

Donington Park 4.023 m

UK Round, 26-27-28 May 2017

World Supersport - Chronological Analysis Free Practice 1st Session

23	19.850	25.035	11.962	11.215	23.942	**1'32.004**	**238.9**	11:53'55.999
24	19.826	25.973	12.597	11.530	28.941	1'38.867	**221.8**	11:55'34.866
25	19.920	25.110	**11.868**	11.125	24.149	1'32.172	**242.2**	11:57'07.038
26	19.850	25.244	11.969	11.152	23.928	1'32.143	**238.9**	11:58'39.181
27	19.863	25.229	12.000	11.183	23.932	1'32.207	**239.5**	12:00'11.388

7° 13 A. WEST (1'32.029)

Lap	Seg. 1	Seg. 2	Seg. 3	Seg. 4	Seg. 5	Lap Time	km/h	Local Time
		28.306	12.591	12.602	25.625		**226.4**	11:02'10.300
1	20.831	26.512	12.052	11.989	25.136	1'36.520	**239.5**	11:03'46.820
2	21.094	26.336	12.073	11.619	24.188	1'35.310	**235.3**	11:05'22.130
3	20.470	25.956	12.086	11.437	24.371	1'34.320	**234.3**	11:06'56.450
4	20.548	26.083	12.101	11.385	24.174	1'34.291	**234.3**	11:08'30.741
5	20.441	25.725	12.122	11.357	24.271	1'33.916	**233.8**	11:10'04.657
6	20.257	25.742	12.192	11.326	24.281	1'33.798	**233.8**	11:11'38.455
7	20.252	25.514	12.074	11.310	24.362	1'33.512	**235.3**	11:13'11.967
8	22.704	26.209	12.174	11.851	29.040	1'41.978 P	**233.8**	11:14'53.945
9	5'32.333	26.965	12.645	12.009	24.945	6'48.897 P	**229.8**	11:21'42.842
10	20.273	25.807	12.059	11.475	24.106	1'33.720	**233.8**	11:23'16.562
11	20.182	25.416	12.248	11.327	24.148	1'33.321	**233.8**	11:24'49.883
12	20.120			11.218	23.990	1'32.774	**234.3**	11:26'22.657
13	20.198					1'33.065	**234.3**	11:27'55.722
14	20.028					1'40.145 P		11:29'35.867
15	6'18.320					7'44.405 P		11:37'20.272
16						1'33.661		11:38'53.933
17	20.280					1'41.833 P		11:40'35.766
18	9'01.587	29.457	13.242	12.966	26.094	10'23.346 P	**215.1**	11:50'59.112
19	20.270	25.409	11.962	11.320	23.983	1'32.944		11:52'32.056
20	20.006	25.161	11.872	11.269	24.046	1'32.354		11:54'04.410
21	19.933	25.286	11.903	**11.137**	23.910	1'32.169		11:55'36.579
22	19.905	25.200	11.910	11.283	23.934	1'32.232		11:57'08.811
23	**19.810**	**25.004**	**11.850**	11.260	24.105	**1'32.029**	**240.0**	11:58'40.840
24	19.860	25.462	11.910	11.185	**23.827**	1'32.244	**242.7**	12:00'13.084

8° 32 S. MORAIS (1'32.099)

Lap	Seg. 1	Seg. 2	Seg. 3	Seg. 4	Seg. 5	Lap Time	km/h	Local Time
		30.056	12.907	12.806	26.460		**233.3**	11:02'10.221
1	21.570	27.509	12.364	12.324	25.661	1'39.428	**237.9**	11:03'49.649
2	20.896	26.180	12.157	11.997	25.721	1'36.951	**241.6**	11:05'26.600
3	21.666	26.319	11.977	11.837	25.219	1'37.018	**244.3**	11:07'03.618
4	20.845	26.121	12.018	11.766	24.806	1'35.556	**240.0**	11:08'39.174
5	20.387	26.064	11.971	12.026	24.729	1'35.177	**244.3**	11:10'14.351
6	20.281	25.792	12.033	11.433	24.732	1'34.271	**242.2**	11:11'48.622
7	20.304	26.141	12.066	11.584	29.528	1'39.623 P	**241.1**	11:13'28.245
8	16'52.790	27.283	12.145	11.565	24.991	18'08.774 P	**237.9**	11:31'37.019
9	20.165	26.123	12.053	11.421	24.496	1'34.258	**240.0**	11:33'11.277
10	20.149	25.492	11.938	11.307	24.379	1'33.265	**239.5**	11:34'44.542
11	20.154	25.424	12.006	11.458	24.341	1'33.383	**240.5**	11:36'17.925
12	20.061	25.410	12.027	11.349	24.227	1'33.074	**238.9**	11:37'50.999
13	20.026	25.296	11.979	11.504	24.332	1'33.137	**239.5**	11:39'24.136
14	20.735	26.233	12.271	11.507	29.176	1'39.922 P	**231.8**	11:41'04.058
15	6'38.216	26.159	12.059	11.468	24.411	7'52.313 P	**236.3**	11:48'56.371
16	19.989	25.256	**11.899**	11.391	24.146	1'32.681	**239.5**	11:50'29.052
17	19.922	**25.097**	12.022	11.221	24.012	1'32.274	**238.4**	11:52'01.326
18	19.993	25.423	11.976	11.397	24.581	1'33.370	**236.8**	11:53'34.696
19	**19.865**	25.139	11.971	**11.120**	**24.004**	**1'32.099**	**240.0**	11:55'06.795
20	20.034	27.416	12.045	11.501	26.673	1'37.669	**239.5**	11:56'44.464
21	19.983	25.208	11.967	11.325	24.059	1'32.542	**240.0**	11:58'17.006
22	20.013	25.456	12.036	12.458	32.218	1'42.181 P	**238.4**	11:59'59.187

9° 14 J. KENNEDY (1'32.139)

Lap	Seg. 1	Seg. 2	Seg. 3	Seg. 4	Seg. 5	Lap Time	km/h	Local Time
		27.579	12.441	12.203	25.765		**200.4**	11:01'54.295
1	20.662	25.916	11.861	11.661	25.224	1'35.324	**235.8**	11:03'29.619
2	20.352	25.642	12.008	11.369	24.351	1'33.722	**237.9**	11:05'03.341
3	20.194	25.605	12.065	11.417	24.898	1'34.179	**238.4**	11:06'37.520
4	20.269	25.478	12.040	11.429	24.458	1'33.674	**237.9**	11:08'11.194
5	20.160	25.475	12.047	11.399	24.210	1'33.291	**237.4**	11:09'44.485
6	20.102	25.427	11.964	11.408	24.353	1'33.254	**238.9**	11:11'17.739
7	20.862	27.988	13.077	12.382	25.207	1'39.516	**186.2**	11:12'57.255
8	20.125	25.449	11.998	17.499	27.431	1'42.502	**236.8**	11:14'39.757
9	20.305	25.536	12.024	11.449	24.330	1'33.644	**235.3**	11:16'13.401
10	20.109	25.533	12.012	11.406	24.184	1'33.244	**237.4**	11:17'46.645
11	20.000	25.286	11.994	11.952	24.254	1'33.486	**237.4**	11:19'20.131
12	20.084	25.430	12.008	11.326	24.319	1'33.167	**237.4**	11:20'53.298
13	21.790	27.127	12.427	12.170	30.374	1'43.888 P	**225.9**	11:22'37.186
14	14'56.638	30.413	12.496	12.699	28.122	16'20.368 P	**229.8**	11:38'57.554
15	20.155	25.527	12.006	11.322	24.271	1'33.281	**235.8**	11:40'30.835
16	20.109	25.372	11.946	11.222	24.038	1'32.687	**236.3**	11:42'03.522
17	20.038	25.308	11.961	11.368	24.035	1'32.710	**237.4**	11:43'36.232
18	20.197	25.787	12.030	11.353	24.137	1'33.504	**236.8**	11:45'09.736
19	20.061	25.382	11.955	11.339	24.120	1'32.857	**236.3**	11:46'42.593
20	20.286	26.217	12.068	12.184	29.337	1'40.092 P	**234.8**	11:48'22.685
21	4'26.205	27.179	12.051	11.596	28.484	5'45.515 P	**233.3**	11:54'08.200
22	20.072	25.377	11.898	11.193	23.865	1'32.405	**237.4**	11:55'40.605
23	**19.904**	25.222	**11.851**	**11.184**	23.999	1'32.160	**237.9**	11:57'12.765
24	19.963	25.192	11.885	11.254	**23.845**	**1'32.139**	**237.4**	11:58'44.904
25	20.008	**25.165**	11.949	11.274	23.934	1'32.330	**236.3**	12:00'17.234

10° 66 N. TUULI (1'32.142)

Lap	Seg. 1	Seg. 2	Seg. 3	Seg. 4	Seg. 5	Lap Time	km/h	Local Time
		29.655	12.568	12.479	25.450		**237.4**	11:02'05.766
1	22.612	27.658	12.602	12.272	25.336	1'40.480	**240.5**	11:03'46.246
2	20.908	26.254	12.212	11.743	26.552	1'37.669	**240.0**	11:05'23.915
3	20.729	26.081	12.179	11.726	26.023	1'36.738	**240.5**	11:07'00.653
4	20.420	25.789	12.188	11.672	24.733	1'34.802	**242.2**	11:08'35.455
5	20.462	25.535	12.126	11.442	24.456	1'34.021	**240.5**	11:10'09.476
6	20.231	25.623	12.165	11.464	24.317	1'33.800	**240.5**	11:11'43.276
7	20.263	25.651	12.179	11.378	24.554	1'34.025	**241.1**	11:13'17.301
8	21.670	28.388	13.768	13.298	26.301	1'43.425	**167.7**	11:15'00.726
9	20.243	25.690	12.105	11.441	24.307	1'33.786	**238.4**	11:16'34.512
10	20.181	25.448	12.083	11.382	24.356	1'33.450	**238.9**	11:18'07.962
11	20.205	26.172	13.232	12.601	30.075	1'42.285 P	**191.2**	11:19'50.247
12	11'08.162	27.788	12.385	11.788	25.974	12'26.097 P	**238.9**	11:32'16.344
13	20.393	25.766	12.087	11.429	24.455	1'34.130	**240.0**	11:33'50.474
14	20.235	25.550	12.129	11.336	24.314	1'33.564	**240.5**	11:35'24.038
15	20.028	25.459	12.038	11.307	24.232	1'33.064	**237.9**	11:36'57.102
16	20.207	28.068	13.163	12.506	24.649	1'38.593	**175.3**	11:38'35.695
17	20.219	26.663	12.340	12.214	28.852	1'40.288 P	**237.9**	11:40'15.983
18	11'07.552	27.659	12.351	11.515	25.198	12'24.275 P	**236.3**	11:52'40.258
19	20.201	25.809	11.989	11.374	24.509	1'33.882	**239.5**	11:54'14.140
20	19.947	28.085	12.972	11.659	24.495	1'37.158	**229.3**	11:55'51.298
21	19.987	25.312	11.957	11.239	24.405	1'32.900	**241.6**	11:57'24.198
22	19.922	25.371	**11.884**	11.305	24.286	1'32.768	**243.2**	11:58'56.966
23	**19.803**	**25.216**	11.911	**11.152**	**24.060**	**1'32.142**	**237.9**	12:00'29.108

11° 11 C. GAMARINO (1'32.189)

Lap	Seg. 1	Seg. 2	Seg. 3	Seg. 4	Seg. 5	Lap Time	km/h	Local Time
		29.873	13.164	12.466	25.549		**226.4**	11:02'00.747
1	21.450	27.325	12.531	11.837	25.163	1'38.306	**233.8**	11:03'39.053
2	21.096	28.249	12.684	12.269	29.435	1'43.733 P	**230.8**	11:05'22.786
3	4'57.136	26.964	12.277	11.703	24.559	6'12.639 P	**232.8**	11:11'35.425
4	20.804	26.118	12.101	11.504	26.720	1'37.247	**236.8**	11:13'12.672
5	20.702	26.046	12.182	12.237	26.676	1'37.843	**235.3**	11:14'50.515
6	20.615	26.012	12.122	11.524	24.340	1'34.613	**235.8**	11:16'25.128
7	20.590	26.168	12.175	11.565	24.501	1'34.999	**235.3**	11:18'00.127
8	20.348	25.905	12.218	11.530	24.230	1'34.231	**234.8**	11:19'34.358
9	20.356	25.790	12.151	11.380	24.350	1'34.027	**235.3**	11:21'08.385
10	20.368	25.644	12.115	11.260	24.101	1'33.488	**235.8**	11:22'41.873
11	21.483	26.984	12.933	12.601	28.559	1'42.560 P	**214.3**	11:24'24.433
12	9'18.947	30.615	12.709	11.479	24.664	10'38.414 P	**232.3**	11:35'02.847
13	20.323	25.650	12.117	11.420	24.250	1'33.760	**236.8**	11:36'36.607
14	20.351	25.497	12.090	11.370	24.160	1'33.468	**234.8**	11:38'10.075
15	20.164	25.659	12.160	11.314	23.992	1'33.289	**234.3**	11:39'43.364
16	20.796	25.865	12.153	11.373	28.890	1'39.077 P	**236.3**	11:41'22.441
17	10'41.591	29.449	13.048	11.999	26.493	12'02.580 P	**225.5**	11:53'25.021
18	20.110	25.338	11.902	11.077	**23.762**	**1'32.189**	**236.8**	11:54'57.210
19	20.131	26.883	12.306	11.897	31.976	1'43.193	**233.8**	11:56'40.403
20	20.047	25.315	11.972	**11.072**	24.203	1'32.609	**237.4**	11:58'13.012
21	20.404	29.075	13.502	12.163	30.509	1'45.653	**236.3**	11:59'58.665
22	**19.990**	**25.219**	**11.878**	11.212	23.953	1'32.252	**241.1**	12:01'30.917

12° 81 L. STAPLEFORD (1'32.327)

Lap	Seg. 1	Seg. 2	Seg. 3	Seg. 4	Seg. 5	Lap Time	km/h	Local Time
		28.113	12.332	11.861	27.678		**234.8**	11:01'50.001
1	20.739	26.244	11.972	11.685	25.213	1'35.853	**240.0**	11:03'25.854
2	20.288	25.915	12.114	11.483	25.128	1'34.928	**236.8**	11:05'00.782
3	20.255	25.710	11.905	11.607	24.751	1'34.228	**238.9**	11:06'35.010
4	20.301	25.479	11.833	11.569	24.625	1'33.807	**240.5**	11:08'08.817
5	20.182	25.601	11.934	11.569	24.333	1'33.619	**237.9**	11:09'42.436
6	20.183	27.650	12.558	11.686	24.384	1'36.461	**238.4**	11:11'18.897
7	20.121	25.767	11.894	11.326	24.108	1'33.216	**238.4**	11:12'52.113
8	20.048	25.642	11.975	11.269	24.083	1'33.017	**238.9**	11:14'25.130
9	20.958	27.985	12.954	13.328	30.985	1'46.210 P	**216.4**	11:16'11.340
10	6'14.817	28.034	12.166	11.556	24.452	7'31.025 P	**237.9**	11:23'42.365
11	20.127	25.400	11.853	11.399	24.054	1'32.833	**238.4**	11:25'15.198
12	20.074	25.474	12.302	12.253	25.725	1'35.828	**237.4**	11:26'51.026
13	20.076	25.316	11.857	11.333	24.009	1'32.591	**238.4**	11:28'23.617
14	20.408	29.024	13.423	12.615	30.283	1'45.753 P	**210.5**	11:30'09.370
15	6'56.025	27.467	12.090	11.683	24.431	8'11.696 P	**237.4**	11:38'21.066

26/05/2017 **P = Pits In/Out - C = Lap-Time Cancelled**

These data/results cannot be reproduced, stored and/or transmitted in whole or in part by any manner of electronic, mechanical, photocopying, recording, broadcasting or otherwise now known or herein after developed without the previous express consent by the copyright owner, except for reproduction in daily press and regular printed publications on sale to the public within 60 days of the event related to those data/results and always provided that copyright symbol appears together as follows below.
© DORNA WSBK ORGANIZATION Srl 2017

PIRELLI Official Tyre Supplier
TISSOT SWISS WATCHES SINCE 1853 Official Timekeeper

UK Round, 26-27-28 May 2017

World Supersport - Chronological Analysis Free Practice 1st Session

16	20.080	25.458	11.937	11.386	24.092	1'32.953	**239.5**	11:39'54.019
17	20.048	25.253	11.853	11.365	24.261	1'32.780	**240.5**	11:41'26.799
18	20.383	25.592	11.857	11.330	28.904	1'38.066 P	**240.0**	11:43'04.865
19	7'40.767	29.440	12.553	11.549	24.362	8'58.671 P	**235.3**	11:52'03.536
20	20.023	25.317	11.833	11.333	24.067	1'32.573	**237.9**	11:53'36.109
21	**19.900**	25.339	11.813	11.247	24.170	1'32.469	**240.0**	11:55'08.578
22	19.992	25.359	**11.762**	11.254	24.270	1'32.637	**238.4**	11:56'41.215
23	20.259	25.666	11.834	11.394	25.076	1'34.229	**239.5**	11:58'15.444
24	20.081	**25.178**	11.846	11.228	**23.994**	**1'32.327**	**238.4**	11:59'47.771
25	20.093	25.208	11.768	**11.194**	24.675	1'32.938	**238.4**	12:01'20.709

13° 78 H. OKUBO (1'32.333)

Lap	Seg. 1	Seg. 2	Seg. 3	Seg. 4	Seg. 5	Lap Time	km/h	Local Time
		27.937	12.727	12.263	25.242		**231.8**	11:01'44.569
1	20.953	26.444	12.328	11.550	25.185	1'36.460	**234.8**	11:03'21.029
2	20.492	26.190	12.269	11.480	24.809	1'35.240	**236.8**	11:04'56.269
3	20.945	27.166	12.513	11.801	24.390	1'36.815	**234.8**	11:06'33.084
4	20.154	26.248	12.086	11.701	24.564	1'34.753	**237.9**	11:08'07.837
5	20.667	26.855	12.055	11.587	24.676	1'35.840	**235.8**	11:09'43.677
6	20.309	25.531	11.968	11.574	24.608	1'33.990	**234.8**	11:11'17.667
7	20.735	26.686	11.980	11.494	24.577	1'35.472	**235.8**	11:12'53.139
8	20.147	25.500	11.936	11.448	24.337	1'33.368	**236.3**	11:14'26.507
9	20.241	26.493	12.435	11.855	29.468	1'40.492 P	**234.8**	11:16'06.999
10	9'16.187	26.534	12.369	11.518	24.744	10'31.352 P	**233.3**	11:26'38.351
11	20.166	29.159	17.161	12.620	26.872	1'45.978	**181.8**	11:28'24.329
12	20.144	26.017	12.121	11.472	24.485	1'34.239	**232.3**	11:29'58.568
13	21.069	25.966	12.259	11.482	24.520	1'35.296	**233.8**	11:31'33.864
14	20.575	26.179	12.461	11.476	31.374	1'42.065 P	**232.8**	11:33'15.929
15	10'05.075	28.040	12.565	12.110	24.792	11'22.582 P	**225.5**	11:44'38.511
16	20.124	25.568	11.880	11.334	24.558	1'33.464	**236.3**	11:46'11.975
17	20.014	25.675	11.983	11.322	24.127	1'33.121	**236.3**	11:47'45.096
18	20.081	25.701	11.996	11.402	24.094	1'33.274	**236.8**	11:49'18.370
19	21.084	26.892	14.673	11.784	26.167	1'40.600	**203.0**	11:50'58.970
20	20.601	26.259	12.492	12.067	30.407	1'41.826 P	**228.3**	11:52'40.796
21	1'19.427	26.227	11.975	11.585	24.254	2'33.468 P	**236.3**	11:55'14.264
22	19.978	25.505	11.966	**11.263**	**23.999**	1'32.711	**237.9**	11:56'46.975
23	**19.864**	**25.156**	**11.858**	11.319	24.136	**1'32.333**	**237.9**	11:58'19.308
24	20.316	25.492	12.279	11.610	24.523	1'34.220	**237.9**	11:59'53.528
25	20.243	40.001	12.623	11.761	30.494	1'55.122 P	**230.8**	12:01'48.650

14° 38 H. SOOMER (1'32.480)

Lap	Seg. 1	Seg. 2	Seg. 3	Seg. 4	Seg. 5	Lap Time	km/h	Local Time
		29.198	12.463	13.047	27.267		**233.8**	11:02'09.031
1	21.626	26.749	12.164	12.162	25.375	1'38.076	**238.9**	11:03'47.107
2	21.405	26.860	12.362	12.102	24.784	1'37.513	**238.4**	11:05'24.620
3	20.463	26.273	12.007	11.563	25.410	1'35.716	**239.5**	11:07'00.336
4	20.267	26.110	12.224	11.942	24.894	1'35.437	**237.9**	11:08'35.773
5	20.353	25.712	12.103	14.040	25.261	1'37.469	**239.5**	11:10'13.242
6	20.425	26.038	12.298	11.631	24.542	1'34.934	**236.3**	11:11'48.176
7	20.422	25.977	12.143	11.503	24.278	1'34.323	**237.9**	11:13'22.499
8	20.471	25.915	12.122	11.410	24.215	1'34.133	**236.8**	11:14'56.632
9	20.439	25.481	12.201	11.378	29.513	1'39.012	**237.4**	11:16'35.644
10	20.317	25.671	12.211	11.422	24.438	1'34.059	**237.9**	11:18'09.703
11	20.118	25.492	12.129	11.249	24.335	1'33.323	**236.8**	11:19'43.026
12	20.324	26.168	12.267	11.879	30.589	1'41.227 P	**234.3**	11:21'24.253
13	5'55.969	27.281	12.469	11.997	24.716	7'12.432 P	**233.8**	11:28'36.685
14	20.193	**25.288**	12.076	11.347	24.607	1'33.511	**238.4**	11:30'10.196
15	20.355	25.646	12.045	15.827	25.608	1'39.481	**238.4**	11:31'49.677
16	20.089	25.664	12.176	11.443	27.875	1'37.247	**237.4**	11:33'26.924
17	20.507	26.232	12.378	11.460	24.333	1'34.910	**235.3**	11:35'01.834
18	20.164	25.666	12.333	12.047	30.151	1'40.361 P	**231.8**	11:36'42.195
19	2'40.004	26.383	12.113	11.805	24.662	3'54.967 P	**236.3**	11:40'37.162
20	20.224	25.603	12.124	11.402	24.607	1'33.960	**236.8**	11:42'11.122
21	20.218	25.611	12.127	11.470	24.331	1'33.757	**236.8**	11:43'44.879
22	20.320	25.484	12.089	11.372	24.534	1'33.799	**236.8**	11:45'18.678
23	20.435	26.354	12.372	11.811	28.205	1'39.177 P	**233.8**	11:46'57.855
24	2'24.292	25.966	14.021	12.214	24.498	3'40.991 P	**161.4**	11:50'38.846
25	20.448	26.458	12.115	11.443	24.189	1'34.653	**235.3**	11:52'13.499
26	20.660	25.666	12.098	11.399	25.616	1'35.439	**234.8**	11:53'48.938
27	20.405	26.136	12.275	11.378	24.439	1'34.633	**237.9**	11:55'23.571
28	20.113	25.290	12.048	11.340	23.897	1'32.688	**237.4**	11:56'56.259
29	20.021	25.289	12.147	**11.233**	**23.790**	**1'32.480**	**236.8**	11:58'28.739
30	**19.933**	25.432	**11.939**	11.803	24.454	1'33.561	**238.4**	12:00'02.300

15° 4 G. REA (1'32.595)

Lap	Seg. 1	Seg. 2	Seg. 3	Seg. 4	Seg. 5	Lap Time	km/h	Local Time
		27.818	12.955	11.916	25.400		**231.3**	11:01'52.814
1	20.792	26.570	12.394	11.673	26.363	1'37.792	**236.8**	11:03'30.606
2	20.447	25.566	11.984	11.620	24.768	1'34.385	**238.4**	11:05'04.991
3	20.650	25.997	12.187	11.558	24.598	1'34.990	**236.3**	11:06'39.981
4	20.229	25.472	12.055	11.384	24.336	1'33.476	**235.3**	11:08'13.457
5	20.424	26.131	12.360	11.455	24.389	1'34.759	**235.8**	11:09'48.216
6	20.197	25.576	12.060	11.376	24.492	1'33.701	**234.3**	11:11'21.917
7	20.147	25.571	12.077	11.351	24.437	1'33.583	**237.9**	11:12'55.500
8	20.122	25.615	12.021	11.525	29.923	1'39.206 P	**236.8**	11:14'34.706
9	10'10.818	26.352	12.420	11.982	25.435	11'27.007 P	**231.3**	11:26'01.713
10	20.234	25.737	12.078	11.377	24.405	1'33.831	**236.3**	11:27'35.544
11	20.187	25.681	12.075	11.265	24.248	1'33.456	**233.8**	11:29'09.000
12	20.207	25.613	12.094	11.387	24.234	1'33.535	**235.8**	11:30'42.535
13	20.061	25.505	12.014	11.350	24.350	1'33.280	**238.4**	11:32'15.815
14	20.092	25.562	12.047	11.327	24.276	1'33.304	**235.8**	11:33'49.119
15	20.876	30.045	12.098	11.532	24.848	1'39.399	**236.8**	11:35'28.518
16	19.961	25.508	11.963	11.237	**24.108**	1'32.777	**237.4**	11:37'01.295
17	20.066	25.649	12.236	12.215	30.416	1'40.582 P	**217.7**	11:38'41.877
18	8'47.592	26.831	12.338	11.859	28.118	10'06.738 P	**226.4**	11:48'48.615
19	19.956	25.362	11.953	11.238	24.342	1'32.851	**237.9**	11:50'21.466
20	19.862	25.273	12.045	**11.218**	24.197	**1'32.595**	**236.8**	11:51'54.061
21	20.379	25.788	**11.888**	11.320	24.135	1'33.510	**239.5**	11:53'27.571
22	19.835	26.031	11.981	11.316	24.587	1'33.750	**237.4**	11:55'01.321
23	19.940	25.316	11.961	11.832	32.625	1'41.674	**238.9**	11:56'42.995
24	19.968	26.340	12.613	11.551	24.772	1'35.244	**228.3**	11:58'18.239
25	19.890	25.232	11.922	12.269	30.597	1'39.910	**240.0**	11:59'58.149
26	**19.803**	**25.061**	11.939	11.653	24.751	1'33.207	**238.4**	12:01'31.356

16° 44 R. ROLFO (1'32.663)

Lap	Seg. 1	Seg. 2	Seg. 3	Seg. 4	Seg. 5	Lap Time	km/h	Local Time
		29.473	12.929	12.523	31.452		**223.6**	11:01'59.665
1	1'15.001	26.708	12.342	11.738	25.014	2'30.803 P	**227.8**	11:04'30.468
2	20.384	25.994	12.322	11.498	24.650	1'34.848	**228.8**	11:06'05.316
3	20.256	25.912	12.395	11.464	24.652	1'34.679	**228.3**	11:07'39.995
4	22.467	30.211	14.579	11.933	24.507	1'43.697	**198.5**	11:09'23.692
5	20.080	25.596	12.163	11.489	24.428	1'33.756	**230.3**	11:10'57.448
6	20.107	25.477	12.143	12.010	24.687	1'34.424	**233.8**	11:12'31.872
7	20.264	25.728	12.290	11.444	24.562	1'34.288	**231.3**	11:14'06.160
8	20.511	26.702	12.498	11.633	29.022	1'40.366 P	**228.8**	11:15'46.526
9	10'59.299	27.625	12.259	11.532	24.473	12'15.188 P	**230.3**	11:28'01.714
10	20.234	25.711	12.162	11.382	24.456	1'33.945	**230.8**	11:29'35.659
11	22.685	29.987	16.467	14.520	27.891	1'51.550	**182.1**	11:31'27.209
12	20.378	25.517	12.147	11.563	24.138	1'33.743	**231.3**	11:33'00.952
13	20.297	25.748	12.283	11.403	24.250	1'33.981	**229.3**	11:34'34.933
14	20.963	26.459	12.512	11.620	27.973	1'39.527 P	**228.3**	11:36'14.460
15	5'30.650	30.389	12.178	11.500	33.464	6'58.181 P	**228.3**	11:43'12.641
16	20.033	25.410	12.027	11.314	24.089	1'32.873	**233.8**	11:44'45.514
17	**19.972**	**25.361**	**11.970**	11.263	24.097	**1'32.663**	**234.3**	11:46'18.177
18	20.342	26.130	12.335	11.393	27.566	1'37.766 P	**230.3**	11:47'55.943
19	8'05.814	26.005	12.726	11.301	24.298	9'20.144 P	**224.1**	11:57'16.087
20	20.059	25.367	12.125	11.182	24.162	1'32.895	**231.8**	11:58'48.982
21	19.979	25.387	12.153	**11.177**	**24.029**	1'32.725	**230.8**	12:00'21.707

17° 25 A. BALDOLINI (1'32.686)

Lap	Seg. 1	Seg. 2	Seg. 3	Seg. 4	Seg. 5	Lap Time	km/h	Local Time
		30.379	13.754	14.093	29.970		**203.4**	11:02'17.327
1	23.216	30.299	13.263	12.623	26.065	1'45.466	**206.9**	11:04'02.793
2	22.015	30.118	12.944	12.202	25.629	1'42.908	**211.8**	11:05'45.701
3	21.214	26.904	12.578	12.412	25.294	1'38.402	**220.9**	11:07'24.103
4	20.811	26.435	12.535	11.941	24.913	1'36.635	**226.9**	11:09'00.738
5	20.461	26.152	12.267	11.760	24.780	1'35.420	**233.3**	11:10'36.158
6	20.354	25.933	12.168	11.580	30.132	1'40.167 P	**235.3**	11:12'16.325
7	7'12.085	29.371	14.556	14.077	27.130	8'37.219 P	**203.0**	11:20'53.544
8	20.699	26.040	12.173	11.623	24.637	1'35.172	**235.8**	11:22'28.716
9	20.432	25.630	12.155	11.758	24.860	1'34.835	**235.3**	11:24'03.551
10	20.198	25.577	12.207	11.613	24.821	1'34.416	**236.3**	11:25'37.967
11	20.163	25.456	11.978	11.490	24.326	1'33.413	**238.9**	11:27'11.380
12	20.170	25.437	12.028	11.637	24.332	1'33.604	**238.4**	11:28'44.984
13	20.968	26.588	12.309	11.926	24.791	15'16.369	**234.8**	11:44'01.353
14	20.510	26.091	12.408	12.108	36.458	1'47.575 P	**233.8**	11:45'48.928
15	4'07.933	26.160	12.109	11.522	24.425	5'22.149 P	**235.3**	11:51'11.077
16	20.163	25.487	12.112	11.492	24.277	1'33.531	**236.3**	11:52'44.608
17	20.001	25.288	11.973	11.435	24.306	1'33.003	**237.9**	11:54'17.611
18	19.987	25.338	**11.913**	**11.274**	24.269	1'32.781	**239.5**	11:55'50.392
19	**19.893**	25.300	11.937	11.280	24.276	**1'32.686**	**237.9**	11:57'23.078
20	20.069	25.831	12.087	11.520	24.750	1'34.257	**237.4**	11:58'57.335
21	19.914	**25.241**	11.925	11.424	**24.233**	1'32.737	**237.9**	12:00'30.072

18° 61 A. ZACCONE (1'32.828)

Lap	Seg. 1	Seg. 2	Seg. 3	Seg. 4	Seg. 5	Lap Time	km/h	Local Time
		29.082	13.014	12.250	26.243		**227.4**	11:02'20.148
1	22.048	27.327	12.619	11.677	25.609	1'39.280	**232.3**	11:03'59.428
2	21.253	26.275	12.206	11.486	24.860	1'36.080	**234.3**	11:05'35.508
3	20.672	26.132	12.295	14.214	25.534	1'38.847	**232.8**	11:07'14.355

26/05/2017 **P = Pits In/Out - C = Lap-Time Cancelled**

These data/results cannot be reproduced, stored and/or transmitted in whole or in part by any manner of electronic, mechanical, photocopying, recording, broadcasting or otherwise now known or herein after developed without the previous express consent by the copyright owner, except for reproduction in daily press and regular printed publications on sale to the public within 60 days of the event related to those data/results and always provided that copyright symbol appears together as follows below.
© DORNA WSBK ORGANIZATION Srl 2017

SUPERSPORT FIM WORLD CHAMPIONSHIP

2.5

WorldSSP

102/06

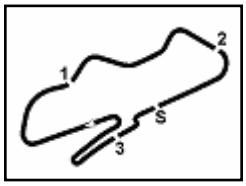

Donington Park 4.023 m

UK Round, 26-27-28 May 2017

World Supersport - Chronological Analysis Free Practice 1st Session

4	20.769	26.067	12.440	11.477	24.899	1'35.652	**234.3**	11:08'50.007
5	20.733	26.015	12.208	11.566	24.573	1'35.095	**236.3**	11:10'25.102
6	20.489	25.902	12.366	11.337	24.758	1'34.852	**230.8**	11:11'59.954
7	20.673	25.764	12.391	11.843	28.572	1'39.243 P	**231.8**	11:13'39.197
8	10'34.530	26.634	12.313	11.674	24.985	11'50.136 P	**229.3**	11:25'29.333
9	20.617	25.795	12.127	11.393	24.489	1'34.421	**231.8**	11:27'03.754
10	20.399	25.669	12.091	11.089	24.334	1'33.582	**233.3**	11:28'37.336
11	20.321	25.420	12.079	**11.061**	24.483	1'33.364	**233.8**	11:30'10.700
12	20.274	25.971	12.221	16.223	25.387	1'40.076	**233.8**	11:31'50.776
13	20.243	25.440	12.057	11.264	26.788	1'35.792 P	**233.8**	11:33'26.568
14	9'16.871	26.388	12.478	11.831	24.842	10'32.410 C	**231.3**	11:43'58.978
15	20.373	25.521	12.039	11.183	24.323	1'33.439	**234.3**	11:45'32.417
16	20.235	25.851	12.247	11.605	24.628	1'34.566	**236.3**	11:47'06.983
17	20.364	25.385	12.109	11.336	24.360	1'33.554	**233.8**	11:48'40.537
18	20.348	26.031	12.777	12.295	29.835	1'41.286 P	**217.3**	11:50'21.823
19	4'25.548	26.066	12.538	11.533	24.537	5'40.222 P	**231.3**	11:56'02.045
20	20.315	25.372	**12.036**	11.171	24.203	1'33.097	**233.8**	11:57'35.142
21	20.328	**25.240**	12.058	11.137	**24.065**	**1'32.828**	**232.8**	11:59'07.970
22	**20.167**	25.291	12.439	11.123	24.170	1'33.190	**232.8**	12:00'41.160

19° 95 D. ALLINGHAM (1'32.904)

Lap	Seg. 1	Seg. 2	Seg. 3	Seg. 4	Seg. 5	Lap Time	km/h	Local Time
		30.255	12.937	13.658	28.251		**231.8**	11:02'18.748
1	21.507	26.899	12.381	12.075	25.876	1'38.738	**236.8**	11:03'57.486
2	20.844	26.235	12.159	11.935	25.055	1'36.228	**240.5**	11:05'33.714
3	20.517	27.117	12.335	12.208	26.873	1'39.050	**234.8**	11:07'12.764
4	20.610	25.965	11.970	11.667	25.210	1'35.422	**239.5**	11:08'48.186
5	20.341	25.599	11.967	11.798	24.955	1'34.660	**240.5**	11:10'22.846
6	20.195	26.060	11.936	11.837	29.379	1'39.407 P	**241.1**	11:12'02.253
7	10'21.940	27.950	12.382	12.222	26.456	11'40.950 P	**234.3**	11:23'43.203
8	20.484	25.638	11.979	11.452	24.760	1'34.313	**238.9**	11:25'17.516
9	20.262	25.505	11.910	11.541	25.155	1'34.373	**240.5**	11:26'51.889
10	20.226	25.646	12.000	11.571	25.393	1'34.836	**241.1**	11:28'26.725
11	20.276	25.673	11.971	11.552	24.639	1'34.111	**240.0**	11:30'00.836
12	20.413	26.081	12.053	11.543	25.198	1'35.288	**237.9**	11:31'36.124
13	20.210	25.559	12.104	11.409	24.658	1'33.940	**238.9**	11:33'10.064
14	20.109	25.467	12.036	11.400	24.550	1'33.562	**238.4**	11:34'43.626
15	20.175	26.723	12.468	12.143	29.899	1'41.408 P	**237.9**	11:36'25.034
16	6'41.762	28.110	12.284	11.742	24.819	7'58.717 P	**237.9**	11:44'23.751
17	20.290	25.636	11.944	11.432	24.576	1'33.878	**239.5**	11:45'57.629
18	20.188	25.251	11.942	11.369	**24.394**	1'33.144	**239.5**	11:47'30.773
19	20.103	25.251	11.815	11.391	24.494	1'33.054	**240.5**	11:49'03.827
20	20.036	25.393	11.926	11.470	24.598	1'33.423	**240.0**	11:50'37.250
21	20.708	29.976	15.273	12.656	29.850	1'48.463	**180.9**	11:52'25.713
22	20.084	25.079	11.840	11.565	24.737	1'33.305	**240.0**	11:53'59.018
23	20.428	25.180	11.885	11.485	24.743	1'33.721	**240.0**	11:55'32.739
24	20.098	25.229	11.995	**11.358**	26.761	1'35.441	**238.9**	11:57'08.180
25	20.023	**25.032**	11.828	11.387	24.634	**1'32.904**	**242.7**	11:58'41.084
26	**19.982**	25.305	**11.798**	11.781	24.401	1'33.267	**244.9**	12:00'14.351

20° 77 K. RYDE (1'33.124)

Lap	Seg. 1	Seg. 2	Seg. 3	Seg. 4	Seg. 5	Lap Time	km/h	Local Time
		26.989	12.210	11.802	25.054		**236.8**	11:01'40.003
1	20.495	25.971	**11.948**	11.465	24.476	1'34.355	**238.4**	11:03'14.358
2	20.168	25.690	11.977	11.438	**24.268**	1'33.541	**238.9**	11:04'47.899
3	20.248	25.636	12.044	11.339	24.293	1'33.560	**238.4**	11:06'21.459
4	20.165	26.526	12.210	11.398	24.764	1'35.063	**235.3**	11:07'56.522
5	20.185	25.832	12.117	11.277	24.398	1'33.809	**237.4**	11:09'30.331
6	20.834	27.249	12.550	11.631	27.835	1'40.099 P	**227.8**	11:11'10.430
7	6'06.985	26.132	12.127	18.156	35.873	7'39.273 P	**236.3**	11:18'49.703
8	3'56.286	25.967	12.365	11.978	28.307	5'14.903 P	**226.4**	11:24'04.606
9	**20.083**	25.574	12.014	11.276	24.291	1'33.238	**238.4**	11:25'37.844
10	20.089	**25.462**	12.009	**11.270**	24.294	**1'33.124**	**238.4**	11:27'10.968
11	20.171	25.616	12.086	11.289	33.127	1'42.289 P	**236.8**	11:28'53.257

21° 63 Z. KHAIRUDDIN (1'33.274)

Lap	Seg. 1	Seg. 2	Seg. 3	Seg. 4	Seg. 5	Lap Time	km/h	Local Time
		29.911	12.515	12.684	27.834		**234.3**	11:02'10.348
1	21.695	27.806	12.217	12.732	25.704	1'40.154	**241.1**	11:03'50.502
2	21.215	26.549	12.051	11.741	24.855	1'36.411	**238.9**	11:05'26.913
3	20.959	26.420	11.978	11.953	24.878	1'36.188	**238.9**	11:07'03.101
4	21.095	26.071	12.062	11.627	24.518	1'35.373	**237.9**	11:08'38.474
5	20.640	26.360	12.099	11.803	24.512	1'35.414	**236.8**	11:10'13.888
6	20.575	26.891	12.253	11.934	30.290	1'41.943 P	**237.4**	11:11'55.831
7	6'13.984	30.092	12.612	11.778	25.078	7'33.544 P	**236.3**	11:19'29.375
8	20.579	26.270	12.113	12.072	24.433	1'35.467 C	**237.9**	11:21'04.842
9	20.650	27.067	12.246	11.688	24.097	1'35.748	**235.8**	11:22'40.590
10	20.487	26.314	12.254	11.673	27.666	1'38.394 P	**234.3**	11:24'18.984
11	6'38.224	26.880	12.239	11.566	27.178	7'56.087 P	**234.3**	11:32'15.071
12	23.031	26.589	**11.944**	11.478	24.293	1'37.335	**236.8**	11:33'52.406
13	20.439	26.069	12.157	11.373	24.012	1'34.050	**236.3**	11:35'26.456
14	20.292	25.968	12.058	11.451	24.128	1'33.897	**234.8**	11:37'00.353
15	20.435	26.046	12.055	11.455	24.161	1'34.152	**236.3**	11:38'34.505
16	25.356	28.667	18.054	13.370	29.736	1'55.183 P	**153.8**	11:40'29.688
17	7'00.230	26.740	12.203	11.978	28.681	8'19.832 P	**231.8**	11:48'49.520
18	20.418	25.748	11.985	19.920	32.956	1'51.027	**237.9**	11:50'40.547
19	20.477	26.337	12.042	11.470	24.121	1'34.447	**235.8**	11:52'14.994
20	20.331	25.818	12.050	11.311	24.055	1'33.565	**237.4**	11:53'48.559
21	20.534	26.141	16.002	12.680	28.195	1'43.552 P	**187.5**	11:55'32.111
22	3'08.120	26.943	12.109	11.466	25.116	4'23.754 P	**237.9**	11:59'55.865
23	**20.187**	**25.685**	12.110	**11.309**	**23.983**	**1'33.274**	**237.4**	12:01'29.139

22° 70 R. MULHAUSER (1'33.481)

Lap	Seg. 1	Seg. 2	Seg. 3	Seg. 4	Seg. 5	Lap Time	km/h	Local Time
		32.974	17.481	12.868	26.816		**173.4**	11:03'10.961
1	22.936	27.384	12.368	11.935	25.390	1'40.013	**231.8**	11:04'50.974
2	21.376	27.025	12.373	11.764	25.175	1'37.713	**235.3**	11:06'28.687
3	21.039	26.691	12.389	11.799	24.933	1'36.851	**234.3**	11:08'05.538
4	21.071	26.617	12.514	14.488	29.869	1'44.559	**229.8**	11:09'50.097
5	20.825	26.434	12.191	11.721	25.507	1'36.678	**236.3**	11:11'26.775
6	20.865	26.588	12.170	11.676	25.214	1'36.513	**234.8**	11:13'03.288
7	22.796	26.806	12.212	11.823	25.461	1'39.098	**234.3**	11:14'42.386
8	20.663	26.296	12.141	11.619	24.605	1'35.324	**235.3**	11:16'17.710
9	20.528	26.187	12.137	11.501	24.541	1'34.894	**235.8**	11:17'52.604
10	20.585	26.259	12.163	11.413	24.513	1'34.933	**236.8**	11:19'27.537
11	20.454	26.128	12.276	11.569	24.785	1'35.212	**236.8**	11:21'02.749
12	27.750	26.621	12.645	13.129	29.066	1'49.211	**205.3**	11:22'51.960
13	20.843	26.465	12.266	11.655	24.889	1'36.118	**235.3**	11:24'28.078
14	20.877	27.054	12.366	11.807	27.266	1'39.370	**235.3**	11:26'07.448
15	20.464	25.978	12.078	11.463	24.525	1'34.508	**237.9**	11:27'41.956
16	20.714	26.244	12.072	11.491	27.960	1'38.481 P	**237.9**	11:29'20.437
17	10'39.535	26.619	12.185	11.594	28.902	11'58.835 P	**234.3**	11:41'19.272
18	20.701	26.276	12.103	11.509	24.966	1'35.555	**235.3**	11:42'54.827
19	20.600	26.158	12.124	11.473	24.666	1'35.021	**237.4**	11:44'29.848
20	20.475	25.973	12.156	11.413	24.642	1'34.659	**234.8**	11:46'04.507
21	20.495	26.152	12.114	11.530	27.927	1'38.218 P	**235.8**	11:47'42.725
22	3'26.179	26.241	12.257	11.479	25.663	4'41.819 P	**230.8**	11:52'24.544
23	20.285	25.823	12.012	11.485	25.593	1'35.198	**236.8**	11:53'59.742
24	20.206	25.713	11.928	11.340	24.460	1'33.647	**236.8**	11:55'33.389
25	**20.103**	25.854	11.955	11.250	**24.368**	1'33.530	**237.4**	11:57'06.919
26	20.257	25.703	**11.916**	**11.187**	24.418	**1'33.481**	**238.4**	11:58'40.400
27	20.148	**25.513**	11.986	11.830	25.690	1'35.167	**237.9**	12:00'15.567

23° 74 J. VAN SIKKELERUS (1'33.484)

Lap	Seg. 1	Seg. 2	Seg. 3	Seg. 4	Seg. 5	Lap Time	km/h	Local Time
		30.771	12.716	12.676	27.547		**229.3**	11:02'08.782
1	22.465	27.909	12.471	12.647	26.497	1'41.989	**233.8**	11:03'50.771
2	21.848	27.465	12.495	12.145	25.857	1'39.810	**233.3**	11:05'30.581
3	21.085	26.831	12.319	12.251	26.085	1'38.571	**233.8**	11:07'09.152
4	21.640	26.581	12.331	12.394	26.630	1'39.576	**233.3**	11:08'48.728
5	21.318	26.504	12.309	11.970	25.335	1'37.436	**235.3**	11:10'26.164
6	21.026	26.339	12.127	11.464	25.100	1'36.056	**236.8**	11:12'02.220
7	20.950	26.557	12.184	11.634	25.510	1'36.835	**236.3**	11:13'39.055
8	21.610	26.941	13.705	15.420	25.895	1'43.571	**166.7**	11:15'22.626
9	21.063	26.290	12.304	11.610	24.764	1'36.031	**233.3**	11:16'58.657
10	20.851	26.193	12.379	11.820	24.897	1'36.140	**235.3**	11:18'34.797
11	21.456	27.216	12.629	11.993	28.412	1'41.706 P	**226.4**	11:20'16.503
12	9'16.292	26.993	12.447	12.309	25.256	10'33.297 P	**231.8**	11:30'49.800
13	21.029	26.278	12.253	11.588	24.741	1'35.889	**234.3**	11:32'25.689
14	20.785	26.228	12.206	11.422	24.660	1'35.301	**234.8**	11:34'00.990
15	20.870	26.065	12.182	11.403	24.652	1'35.172	**234.3**	11:35'36.162
16	20.637	26.085	12.204	11.389	24.465	1'34.780	**233.8**	11:37'10.942
17	20.954	25.971	12.164	11.420	24.489	1'34.998	**234.3**	11:38'45.940
18	20.695	25.963	12.136	11.290	24.390	1'34.474	**234.3**	11:40'20.414
19	20.635	25.846	12.203	11.380	24.421	1'34.485	**233.3**	11:41'54.899
20	20.972	26.621	12.490	12.335	28.705	1'41.123 P	**228.8**	11:43'36.022
21	7'46.295	29.199	12.343	11.733	25.625	9'05.195 P	**234.3**	11:52'41.217
22	20.800	25.631	12.027	11.290	24.369	1'34.117	**236.8**	11:54'15.334
23	20.422	25.779	12.008	**11.213**	24.171	1'33.593	**236.3**	11:55'48.927
24	**20.330**	25.639	12.070	11.322	**24.123**	**1'33.484**	**235.3**	11:57'22.411
25	20.512	25.710	12.089	11.305	26.125	1'35.741	**234.3**	11:58'58.152
26	20.463	**25.618**	**11.996**	11.307	24.389	1'33.773	**234.3**	12:00'31.925

24° 47 R. HARTOG (1'33.516)

Lap	Seg. 1	Seg. 2	Seg. 3	Seg. 4	Seg. 5	Lap Time	km/h	Local Time
		28.890	12.307	12.659	27.171		**236.3**	11:02'18.198
1	21.034	27.251	12.165	12.260	25.582	1'38.292	**235.3**	11:03'56.490
2	20.680	26.887	12.096	11.835	24.885	1'36.383	**237.9**	11:05'32.873
3	20.817	27.369	12.487	12.084	24.759	1'37.516	**234.8**	11:07'10.389
4	20.674	26.564	12.086	12.010	24.820	1'36.154	**236.8**	11:08'46.543

26/05/2017 **P = Pits In/Out - C = Lap-Time Cancelled**

These data/results cannot be reproduced, stored and/or transmitted in whole or in part by any manner of electronic, mechanical, photocopying, recording, broadcasting or otherwise now known or herein after developed without the previous express consent by the copyright owner, except for reproduction in daily press and regular printed publications on sale to the public within 60 days of the event related to those data/results and always provided that copyright symbol appears together as follows below.
© DORNA WSBK ORGANIZATION Srl 2017

PIRELLI
Official Tyre Supplier
TISSOT SWISS WATCHES SINCE 1853
Official Timekeeper

UK Round, 26-27-28 May 2017

World Supersport - Chronological Analysis Free Practice 1st Session

5	21.041	26.125	11.974	11.934	24.729	1'35.803	**236.8**	11:10'22.346
6	20.331	26.175	11.991	11.821	25.033	1'35.351	**237.4**	11:11'57.697
7	20.297	25.778	12.122	11.838	25.208	1'35.243	**236.3**	11:13'32.940
8	22.258	26.536	12.876	12.441	34.396	1'48.507 P	**223.1**	11:15'21.447
9	5'16.159	26.992	12.165	11.976	25.136	6'32.428 P	**236.3**	11:21'53.875
10	20.306	26.017	12.195	11.686	26.097	1'36.301	**235.8**	11:23'30.176
11	20.434	25.822	12.052	11.656	25.368	1'35.332	**236.3**	11:25'05.508
12	20.401	25.690	11.920	11.643	25.000	1'34.654	**237.9**	11:26'40.162
13	20.237	26.011	12.061	11.700	24.762	1'34.771	**236.3**	11:28'14.933
14	20.297	25.653	12.117	11.639	25.149	1'34.855	**236.8**	11:29'49.788
15	20.115	25.650	12.034	11.671	25.085	1'34.555	**234.8**	11:31'24.343
16	25.495	31.686	15.041	13.708	31.566	1'57.496 P	**210.1**	11:33'21.839
17	7'44.418	26.474	11.920	11.881	24.961	8'59.654 P	**234.8**	11:42'21.493
18	20.354	25.965	11.924	11.507	24.695	1'34.445	**237.4**	11:43'55.938
19	20.197	25.606	12.011	11.588	24.929	1'34.331	**236.8**	11:45'30.269
20	20.136	25.679	11.937	11.726	24.748	1'34.226	**237.9**	11:47'04.495
21	20.118	25.544	**11.853**	11.440	24.800	1'33.755	**237.9**	11:48'38.250
22	20.259	26.154	12.142	11.749	24.824	1'35.128	**235.8**	11:50'13.378
23	20.133	25.501	11.894	11.475	24.794	1'33.797	**235.3**	11:51'47.175
24	19.956	25.614	11.967	11.549	24.565	1'33.651	**234.3**	11:53'20.826
25	22.056	31.800	11.977	11.699	24.961	1'42.493	**238.4**	11:55'03.319
26	19.988	25.706	11.936	11.730	24.874	1'34.234	**237.9**	11:56'37.553
27	20.303	25.696	11.877	11.868	24.827	1'34.571	**242.2**	11:58'12.124
28	**19.911**	26.299	12.367	11.634	**24.562**	1'34.773	**234.8**	11:59'46.897
29	20.028	**25.479**	11.964	**11.431**	24.614	**1'33.516**	**234.8**	12:01'20.413

25° 64 F. CARICASULO (1'33.755)

Lap	Seg. 1	Seg. 2	Seg. 3	Seg. 4	Seg. 5	Lap Time	km/h	Local Time
		28.614	12.569	12.626	25.333		**225.0**	11:01'45.172
1	21.212	26.537	12.308	11.937	24.457	1'36.451	**233.8**	11:03'21.623
2	20.643	25.942	12.190	11.610	24.362	1'34.747	**235.8**	11:04'56.370
3	21.093	27.123	12.368	11.859	24.456	1'36.899	**233.8**	11:06'33.269
4	20.386	26.065	12.169	11.641	25.451	1'35.712	**234.3**	11:08'08.981
5	20.238	25.887	**12.023**	**11.500**	**24.107**	**1'33.755**	**235.8**	11:09'42.736
6	**20.237**	**25.680**	12.232	11.618	46.101	1'55.868 P	**230.3**	11:11'38.604
7	18'38.786	26.856	12.443	11.902	31.079	20'01.066 P	**228.3**	11:31'39.670

26° 10 N. CALERO (1'33.793)

Lap	Seg. 1	Seg. 2	Seg. 3	Seg. 4	Seg. 5	Lap Time	km/h	Local Time
		28.019	12.696	12.418	25.096		**222.2**	11:01'53.290
1	20.694	26.507	12.120	11.724	25.185	1'36.230	**237.9**	11:03'29.520
2	20.855	25.703	**11.870**	11.655	24.855	1'34.938	**238.4**	11:05'04.458
3	21.064	27.234	12.081	11.716	24.689	1'36.784	**238.4**	11:06'41.242
4	20.412	44.344	14.257	13.136	27.207	1'59.356	**224.1**	11:08'40.598
5	20.607	26.273	11.988	11.544	24.556	1'34.968	**237.9**	11:10'15.566
6	20.351	26.199	12.022	11.636	25.108	1'35.316	**237.9**	11:11'50.882
7	22.285	29.590	13.743	13.438	30.864	1'49.920 P	**187.8**	11:13'40.802
8	9'14.615	27.514	14.770	15.599	28.292	10'40.790 P	**162.4**	11:24'21.592
9	20.816	26.586	12.289	15.239	28.807	1'43.737	**230.8**	11:26'05.329
10	21.014	26.023	12.069	11.659	24.725	1'35.490	**236.8**	11:27'40.819
11	20.927	25.956	12.111	11.761	24.697	1'35.452	**234.8**	11:29'16.271
12	20.613	26.669	13.000	13.208	33.500	1'46.990 P	**197.4**	11:31'03.261
13	6'07.602	28.285	15.261	13.333	29.246	7'33.727 P	**173.1**	11:38'36.988
14	20.601	26.024	12.008	11.573	24.424	1'34.630	**236.3**	11:40'11.618
15	22.985	30.918	16.433	13.494	28.396	1'52.226	**187.5**	11:42'03.844
16	20.298	25.699	12.025	11.468	24.523	1'34.013	**236.8**	11:43'37.857
17	20.917	28.078	12.441	15.442	29.291	1'46.169 P	**238.9**	11:45'24.026
18	4'13.535	29.615	13.215	12.578	26.499	5'35.442 P	**214.3**	11:50'59.468
19	20.396	26.111	12.362	11.519	24.584	1'34.972	**234.8**	11:52'34.440
20	24.020	28.126	11.957	**11.443**	**24.344**	1'39.890	**238.4**	11:54'14.330
21	**20.164**	25.895	12.062	11.671	27.617	1'37.409	**235.8**	11:55'51.739
22	20.238	**25.571**	11.892	11.582	24.510	**1'33.793**	**238.4**	11:57'25.532
23	21.570	31.561	13.840	12.970	33.838	1'53.779 P	**203.4**	11:59'19.311

27° 83 L. EPIS (1'34.049)

Lap	Seg. 1	Seg. 2	Seg. 3	Seg. 4	Seg. 5	Lap Time	km/h	Local Time
		28.795	12.867	12.675	26.060		**232.8**	11:01'45.742
1	22.103	27.889	12.657	11.939	26.029	1'40.617	**233.8**	11:03'26.359
2	21.222	27.075			25.269	1'37.865		11:05'04.224
3	20.635	26.579	12.339			1'36.391	**235.3**	11:06'40.615
4	20.539	26.419			24.944	1'35.817		11:08'16.432
5	21.299	28.131	13.063	12.187	25.093	1'39.773	**227.8**	11:09'56.205
6	20.372	26.185	12.220	11.660	24.796	1'35.233	**235.8**	11:11'31.438
7	20.816	27.503	12.867	12.329	27.717	1'41.232	**217.3**	11:13'12.670
8	20.872	26.251	12.204	11.758	28.816	1'39.901 P	**236.8**	11:14'52.571
9	9'38.113	27.037	12.587	11.898	25.808	10'55.443 P	**233.3**	11:25'48.014
10	20.622	26.393	12.261	11.854	24.961	1'36.091	**234.8**	11:27'24.105
11	20.656	26.177	12.325	18.665	27.446	1'45.269	**234.3**	11:29'09.374
12	20.561	26.085	12.162	11.717	24.619	1'35.144	**235.3**	11:30'44.518
13	**20.317**	26.029	12.249	11.568	24.907	1'35.070	**235.8**	11:32'19.588
14				11.692	32.414	1'47.684 P	**234.8**	11:34'07.272
15	10'03.421	28.319	14.567			11'24.337 P	**146.9**	11:45'31.609
16	20.609	26.188	12.238	11.733	24.876	1'35.644	**235.8**	11:47'07.253
17	20.523	**25.649**	12.187	11.606	24.503	1'34.468	**237.9**	11:48'41.721
18	20.530	25.662	**12.039**	**11.502**	**24.316**	**1'34.049**	**238.9**	11:50'15.770
19	22.386	27.404	12.244	11.555	24.472	1'38.061	**237.4**	11:51'53.831
20	20.406	25.718	12.086			1'34.547	**236.3**	11:53'28.378
21	20.640	27.189	12.487	11.816	31.976	1'44.108 P	**231.8**	11:55'12.486
22	1'37.717	28.649	12.494			2'55.679 P	**233.8**	11:58'08.165
23	20.659	26.133	12.301	12.948	27.806	1'39.847	**207.7**	11:59'48.012
24	20.398	25.896	12.049	11.633	24.554	1'34.530	**236.8**	12:01'22.542

28° 26 K. WATANABE (1'34.146)

Lap	Seg. 1	Seg. 2	Seg. 3	Seg. 4	Seg. 5	Lap Time	km/h	Local Time
		30.386	13.238	13.076	26.622		**229.8**	11:02'05.358
1	22.943	28.399	12.669	11.905	25.247	1'41.163	**236.3**	11:03'46.521
2	21.857	27.206	12.374	11.863	26.561	1'39.861	**238.4**	11:05'26.382
3	21.256	26.167	12.345	20.781	34.884	1'55.433 P	**236.8**	11:07'21.815
4	5'05.982	26.991	12.442	11.778	24.974	6'22.167 P	**233.8**	11:13'43.982
5	21.018	26.337	12.273	11.748	24.685	1'36.061	**234.3**	11:15'20.043
6	20.843	26.168	12.275	11.510	24.708	1'35.504	**234.8**	11:16'55.547
7	20.706	25.920	12.250	11.432	24.911	1'35.219	**234.3**	11:18'30.766
8	20.499	25.780	16.262	13.844	39.664	1'56.049	**160.0**	11:20'26.815
9	20.788	26.001	12.293	11.521	24.670	1'35.273	**232.8**	11:22'02.088
10	20.771	25.987	12.226	11.679	24.723	1'35.386	**235.8**	11:23'37.474
11	20.635	25.708	12.128	11.405	24.536	1'34.412	**236.3**	11:25'11.886
12	20.769	27.657	12.637	11.887	26.706	1'39.656	**234.3**	11:26'51.542
13	20.355	**25.701**	12.125	11.512	24.527	1'34.220	**236.8**	11:28'25.762
14	20.336	28.383	12.776	12.648	30.444	1'44.587 P	**223.1**	11:30'10.349
15	9'06.802	30.638	12.668	18.040	32.534	10'40.682 P	**231.8**	11:40'51.031
16	4'28.432	27.188	13.818	11.860	26.104	5'47.402 P	**225.9**	11:46'38.433
17	20.967	26.290	12.319	11.606	24.810	1'35.992	**233.8**	11:48'14.425
18	20.621	25.920	12.133	11.416	24.497	1'34.587	**235.3**	11:49'49.012
19	20.550	25.750	12.131	18.239	35.571	1'52.241	**236.3**	11:51'41.253
20	20.330	25.720	12.153	11.570	24.720	1'34.493	**237.4**	11:53'15.746
21	26.503	29.305	**12.037**	**11.346**	**24.242**	1'43.433	**237.9**	11:54'59.179
22	20.402	25.907	12.339	11.808	31.276	1'41.732	**234.8**	11:56'40.911
23	**20.275**	26.459	12.199	11.417	24.736	1'35.086	**236.3**	11:58'15.997
24	20.826	26.049	12.094	11.457	24.510	1'34.936	**238.9**	11:59'50.933
25	20.300	25.743	12.185	11.504	24.414	**1'34.146**	**236.8**	12:01'25.079

29° 56 P. SEBESTYÉN (1'34.440)

Lap	Seg. 1	Seg. 2	Seg. 3	Seg. 4	Seg. 5	Lap Time	km/h	Local Time
								11:02'31.022
1						1'41.276		11:04'12.298
2						1'38.162		11:05'50.460
3						1'44.239		11:07'34.699
4						1'37.513		11:09'12.212
5						1'41.820 P		11:10'54.032
6	12'24.641	27.301	12.530	11.747	25.263	13'41.482 P	**231.3**	11:24'35.514
7	20.671	26.738	12.252	11.757	25.088	1'36.506	**234.3**	11:26'12.020
8	20.843	26.369	12.296	11.614	25.037	1'36.159	**233.3**	11:27'48.179
9	20.633	26.181	12.271	11.753	24.741	1'35.579	**232.8**	11:29'23.758
10	25.439	30.973	15.308	13.156	36.465	2'01.341	**157.9**	11:31'25.099
11	20.716	26.199	12.617	12.424	24.925	1'36.881	**182.7**	11:33'01.980
12	20.583	26.119	12.191	11.592	24.641	1'35.126	**234.3**	11:34'37.106
13	20.509	26.002	12.193	11.614	24.761	1'35.079	**235.8**	11:36'12.185
14	20.869	26.676	12.383	11.766	29.618	1'41.312 P	**231.3**	11:37'53.497
15	8'47.681	27.966	14.559	13.213	27.427	10'10.846 P	**158.4**	11:48'04.343
16	20.522	26.053	12.189	11.498	24.633	1'34.895	**234.8**	11:49'39.238
17	21.346	32.551	14.314	12.375	25.704	1'46.290	**189.8**	11:51'25.528
18	20.406	25.984	12.131	**11.495**	**24.424**	**1'34.440**	**234.3**	11:52'59.968
19	20.548	27.649	13.902	12.248	28.250	1'42.597	**206.9**	11:54'42.565
20	20.399	26.934	12.343	11.552	24.960	1'36.188	**233.8**	11:56'18.753
21	20.482	**25.859**	12.146	11.553	24.683	1'34.723	**235.3**	11:57'53.476
22	20.415	25.891	**12.074**	11.548	24.556	1'34.484	**234.8**	11:59'27.960
23	**20.314**	25.998	12.075	11.524	24.635	1'34.546	**233.3**	12:01'02.506

30° 65 M. CANDUCCI (1'34.568)

Lap	Seg. 1	Seg. 2	Seg. 3	Seg. 4	Seg. 5	Lap Time	km/h	Local Time
		30.519	13.334	12.753	27.025		**229.8**	11:02'05.268
1	22.627	28.667	12.343	12.091	25.423	1'41.151	**235.8**	11:03'46.419
2	21.432	27.305	12.284	12.026	25.721	1'38.768	**239.5**	11:05'25.187
3	21.490	26.845	12.256	11.947	25.208	1'37.746	**236.3**	11:07'02.933
4	21.281	27.187	12.102	11.693	34.337	1'46.600	**240.5**	11:08'49.533
5	21.038	26.666	12.101	12.020	25.435	1'37.260	**238.4**	11:10'26.793
6	20.755	26.253	12.029	11.962	25.007	1'36.006	**235.8**	11:12'02.799
7	20.998	26.209	12.156	11.763	25.343	1'36.469	**237.4**	11:13'39.268
8	21.163	26.404	12.149	12.187	25.208	1'37.111	**238.9**	11:15'16.379
9	21.070	26.463	40.921	13.766	29.273	2'11.493 P	**207.7**	11:17'27.872

26/05/2017 **P = Pits In/Out - C = Lap-Time Cancelled**

These data/results cannot be reproduced, stored and/or transmitted in whole or in part by any manner of electronic, mechanical, photocopying, recording, broadcasting or otherwise now known or herein after developed without the previous express consent by the copyright owner, except for reproduction in daily press and regular printed publications on sale to the public within 60 days of the event related to those data/results and always provided that copyright symbol appears together as follows below.
© DORNA WSBK ORGANIZATION Srl 2017

SUPERSPORT FIM WORLD CHAMPIONSHIP

2.5

WorldSSP

102/06

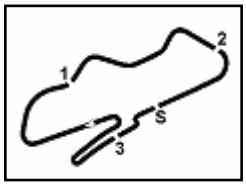

Donington Park 4.023 m

UK Round, 26-27-28 May 2017

World Supersport - Chronological Analysis Free Practice 1st Session

10	4'06.725	26.919	12.317	12.246	25.365	5'23.572 P	**235.8**	11:22'51.444
11	21.134	26.406	12.249	11.682	24.978	1'36.449	**235.3**	11:24'27.893
12	20.861	26.294	12.160	11.885	24.828	1'36.028	**236.8**	11:26'03.921
13	20.855	26.415	12.182	11.751	25.026	1'36.229	**238.4**	11:27'40.150
14	20.909	26.453	12.118	11.693	24.798	1'35.971	**238.4**	11:29'16.121
15	20.567	26.189	12.190	11.814	24.936	1'35.696	**238.4**	11:30'51.817
16	20.918	26.025	12.180	11.682	25.021	1'35.826	**238.4**	11:32'27.643
17	20.909	26.231	12.282	11.797	25.168	1'36.387	**237.4**	11:34'04.030
18	20.807	26.497	12.411	11.688	25.207	1'36.610	**235.8**	11:35'40.640
19	21.066	26.661	12.407	12.216	28.725	1'41.075 P	**235.8**	11:37'21.715
20	8'19.070	26.000	**12.008**	11.795	25.115	9'33.988 P	**237.9**	11:46'55.703
21	20.400	26.006	12.015	11.656	24.797	1'34.874	**236.3**	11:48'30.577
22	20.426	26.026	12.088	11.596	24.709	1'34.845	**238.4**	11:50'05.422
23	20.628	26.060	12.202	11.573	24.909	1'35.372	**235.3**	11:51'40.794
24	20.471	**25.703**	12.114	11.723	24.814	1'34.825	**235.8**	11:53'15.619
25	20.544	25.773	12.120	**11.551**	24.688	1'34.676	**238.4**	11:54'50.295
26	21.087	27.004	12.464	12.037	25.069	1'37.661	**234.3**	11:56'27.956
27	20.887	25.937	12.170	11.834	24.833	1'35.661	**237.9**	11:58'03.617
28	**20.358**	25.864	12.015	11.731	**24.600**	**1'34.568**	**238.9**	11:59'38.185
29	20.861	26.501	12.463	11.916	25.125	1'36.866	**236.3**	12:01'15.051

31° 73 J. CRETARO (1'34.876)

Lap	Seg. 1	Seg. 2	Seg. 3	Seg. 4	Seg. 5	Lap Time	km/h	Local Time
		31.161	14.273	13.587	28.013		**207.3**	11:03'10.711
1	25.211	27.964	12.829	12.374	26.387	1'44.765	**227.8**	11:04'55.476
2	21.553	27.172	12.826	12.224	25.605	1'39.380	**221.3**	11:06'34.856
3	20.987	26.387	12.552	12.078	25.546	1'37.550	**230.8**	11:08'12.406
4	20.902	26.551	12.519	11.811	25.203	1'36.986	**229.8**	11:09'49.392
5	20.815	26.379	12.500	11.695	25.679	1'37.068	**230.3**	11:11'26.460
6	20.779	26.484	12.482	11.665	25.318	1'36.728	**228.8**	11:13'03.188
7	20.928	26.443	12.946	14.250	30.189	1'44.756 P	**213.0**	11:14'47.944
8	3'54.804	28.169	12.811	12.041	25.409	5'13.234 P	**226.9**	11:20'01.178
9	20.920	26.470	12.533	11.727	25.223	1'36.873	**227.4**	11:21'38.051
10	20.849	26.764	12.591	11.618	24.895	1'36.717	**227.8**	11:23'14.768
11	20.868	26.376	12.559	11.622	25.211	1'36.636	**226.4**	11:24'51.404
12	20.728	26.372	12.525	11.588	24.906	1'36.119	**229.3**	11:26'27.523
13	20.849	26.405	12.417	11.631	24.880	1'36.182	**229.3**	11:28'03.705
14	20.622	26.415	12.428	11.695	24.963	1'36.123	**229.8**	11:29'39.828
15	20.915	26.537	13.307	12.367	28.600	1'41.726 P	**209.3**	11:31'21.554
16	7'50.705	37.187	12.866	12.183	25.314	9'18.255 P	**225.5**	11:40'39.809
17	20.750	26.711	12.539	11.544	25.048	1'36.592	**229.3**	11:42'16.401
18	20.730	26.296	12.362	**11.459**	24.829	1'35.676	**229.8**	11:43'52.077
19	21.044	26.739	12.647	11.469	24.854	1'36.753	**228.8**	11:45'28.830
20	20.630	26.087	12.475	12.014	24.882	1'36.088	**229.8**	11:47'04.918
21	**20.493**	26.104	12.347	**11.459**	**24.473**	**1'34.876**	**229.8**	11:48'39.794
22	20.533	**25.994**	**12.280**	11.803	24.601	1'35.211	**229.8**	11:50'15.005
23	20.507	26.226	12.533	11.735	24.624	1'35.625	**229.3**	11:51'50.630
24	20.590	26.948	15.071	12.203	28.911	1'43.723 P	**180.9**	11:53'34.353
25	2'02.752	27.896	12.599	11.701	24.980	3'19.928 P	**229.8**	11:56'54.281
26	20.713	26.294	12.504	11.590	24.532	1'35.633	**230.8**	11:58'29.914
27	20.725	26.178	12.526	11.685	25.587	1'36.701	**231.8**	12:00'06.615

32° 92 H. KUNIKAWA (1'36.220)

Lap	Seg. 1	Seg. 2	Seg. 3	Seg. 4	Seg. 5	Lap Time	km/h	Local Time
								11:02'07.681
1						1'42.273		11:03'49.954
2						1'41.583		11:05'31.537
3						1'40.587		11:07'12.124
4						1'38.809		11:08'50.933
5						1'38.733		11:10'29.666
6						1'43.486		11:12'13.152
7						1'38.311		11:13'51.463
8						1'39.004		11:15'30.467
9						1'38.059		11:17'08.526
10						1'53.338 P		11:19'01.864
11	11'21.580	27.701	12.470	12.173	26.482	12'40.406 P	**233.3**	11:31'42.270
12	21.007	27.013	12.383	11.989	25.298	1'37.690	**233.3**	11:33'19.960
13	21.073	26.874	12.358	11.952	25.526	1'37.783	**231.3**	11:34'57.743
14	21.135	27.191	12.454	11.766	25.247	1'37.793	**232.3**	11:36'35.536
15	21.829	26.703	12.239	11.851	25.134	1'37.756	**234.8**	11:38'13.292
16	21.113	26.575	12.257	11.787	24.969	1'36.701	**233.3**	11:39'49.993
17	20.954	**26.404**	12.251	11.807	25.252	1'36.668	**233.8**	11:41'26.661
18	20.867	26.546	**12.153**	11.811	25.292	1'36.669	**234.8**	11:43'03.330
19	20.950	27.110	12.277	12.001	24.999	1'37.337	**232.3**	11:44'40.667
20	20.926	26.517	12.236	11.720	**24.821**	**1'36.220**	**234.3**	11:46'16.887
21	**20.682**	27.393	12.423	11.782	25.027	1'37.307	**233.8**	11:47'54.194
22	21.157	26.662	12.487	12.615	30.027	1'42.948 P	**225.5**	11:49'37.142
23	3'38.994	31.657	13.054	14.495	25.997	5'04.197 P	**222.2**	11:54'41.339
24	20.980	27.995	12.606	11.883	25.018	1'38.482	**233.8**	11:56'19.821
25	20.802	26.716	12.282	**11.663**	24.906	1'36.369	**233.8**	11:57'56.190
26	20.861	26.710	12.187	11.706	24.909	1'36.373	**234.3**	11:59'32.563
27	20.859	26.544	12.290	11.721	25.039	1'36.453	**233.8**	12:01'09.016

33° 48 G. SCARCELLA (1'36.435)

Lap	Seg. 1	Seg. 2	Seg. 3	Seg. 4	Seg. 5	Lap Time	km/h	Local Time
		30.641	13.614	14.543	28.371		**208.5**	11:02'19.254
1	23.155	30.034	12.852	12.989	26.933	1'45.963	**222.2**	11:04'05.217
2	22.533	28.315	12.710	12.740	26.175	1'42.473	**222.2**	11:05'47.690
3	21.699	28.233	12.513	12.345	25.780	1'40.570	**226.9**	11:07'28.260
4	22.108	27.864	12.746	12.518	25.755	1'40.991	**231.3**	11:09'09.251
5	21.702	27.923	12.712	12.465	27.590	1'42.392	**229.3**	11:10'51.643
6	21.882	28.225	12.899	12.411	26.065	1'41.482	**225.5**	11:12'33.125
7	21.746	27.388	12.664	12.192	25.456	1'39.446	**230.8**	11:14'12.571
8	21.446	27.501	12.518	12.096	25.423	1'38.984	**232.3**	11:15'51.555
9	22.359	29.369	13.092	19.752	40.189	2'04.761 P	**202.6**	11:17'56.316
10	8'17.367	29.450	12.979	13.217	27.815	9'40.828 P	**229.3**	11:27'37.144
11	21.420	26.997	12.361	11.832	**24.835**	1'37.445	**231.8**	11:29'14.589
12	1'15.542	28.660	12.755	12.223	28.788	2'37.968	**230.8**	11:31'52.557
13	21.540	27.204	12.518	11.927	34.063	1'47.252 P	**228.3**	11:33'39.809
14	13'02.657	27.624	12.440	12.036	26.658	14'21.415 P	**228.8**	11:48'01.224
15	21.205	26.770	12.274	11.841	25.340	1'37.430	**230.3**	11:49'38.654
16	21.033	**26.577**	**12.184**	**11.753**	24.888	**1'36.435**	**232.3**	11:51'15.089
17	21.019	26.820	12.268	11.983	24.991	1'37.081	**229.3**	11:52'52.170
18	**20.977**	26.737	12.274	11.873	25.084	1'36.945	**232.3**	11:54'29.115
19	21.257	27.556	12.906	13.749	36.044	1'51.512 P	**217.3**	11:56'20.627

34° 69 X. CARDELUS GARCIA (1'36.548)

Lap	Seg. 1	Seg. 2	Seg. 3	Seg. 4	Seg. 5	Lap Time	km/h	Local Time
		32.635	13.565	17.851	28.734		**219.5**	11:02'18.205
1	23.812	29.329	13.057	12.965	26.529	1'45.692	**208.5**	11:04'03.897
2	22.698	28.853	12.749	12.618	25.923	1'42.841	**220.4**	11:05'46.738
3	22.290	28.150	12.624	12.283	25.968	1'41.315	**229.8**	11:07'28.053
4	22.217	28.204	12.842	12.663	25.879	1'41.805	**226.9**	11:09'09.858
5	22.277	27.588	12.547	12.461	26.399	1'41.272	**232.8**	11:10'51.130
6	22.129	28.132	12.847	12.443	33.344	1'48.895 P	**220.0**	11:12'40.025
7	5'20.081	30.221	12.878	12.750	26.135	6'42.065 P	**222.2**	11:19'22.090
8	22.368	27.769	12.657	12.143	25.584	1'40.521	**231.8**	11:21'02.611
9	22.044	27.487	12.621	18.713	29.424	1'50.289	**231.8**	11:22'52.900
10	21.402	27.053	12.444	17.005	26.224	1'44.128	**234.3**	11:24'37.028
11	21.443	26.742	12.471	12.127	25.477	1'38.260	**233.8**	11:26'15.288
12	21.439	26.682	12.478	11.958	25.144	1'37.701	**233.8**	11:27'52.989
13	21.367	26.947	12.623	12.050	29.667	1'42.654 P	**232.8**	11:29'35.643
14	7'32.336	28.548	12.768	12.201	25.325	8'51.178 P	**228.3**	11:38'26.821
15	21.331	27.069	12.402	11.872	25.148	1'37.822	**233.8**	11:40'04.643
16	21.237	26.648	12.483	18.422	28.199	1'46.989	**233.8**	11:41'51.632
17	21.350	26.450	13.942	14.518	25.864	1'42.124	**218.2**	11:43'33.756
18	21.411	27.132	12.569	12.004	28.715	1'41.831	**232.3**	11:45'15.587
19	21.710	27.225	12.521	12.156	25.391	1'39.003	**232.3**	11:46'54.590
20	21.208	27.261	12.436	19.728	37.281	1'57.914 P	**234.3**	11:48'52.504
21	6'22.986	29.165	13.111	12.331	25.466	7'43.059 P	**219.1**	11:56'35.563
22	20.945	26.566	**12.311**	11.892	25.230	1'36.944	**234.8**	11:58'12.507
23	**20.704**	26.558	17.232	13.150	29.170	1'46.814		11:59'59.321
24	21.024	**26.337**	12.432	**11.693**	**25.062**	**1'36.548**	**234.3**	12:01'35.869

26/05/2017 **P = Pits In/Out - C = Lap-Time Cancelled**

These data/results cannot be reproduced, stored and/or transmitted in whole or in part by any manner of electronic, mechanical, photocopying, recording, broadcasting or otherwise now known or herein after developed without the previous express consent by the copyright owner, except for reproduction in daily press and regular printed publications on sale to the public within 60 days of the event related to those data/results and always provided that copyright symbol appears together as follows below.
© DORNA WSBK ORGANIZATION Srl 2017

PIRELLI Official Tyre Supplier
TISSOT SWISS WATCHES SINCE 1853 Official Timekeeper

SUPERSPORT FIM WORLD CHAMPIONSHIP

2.6

WorldSSP

102/06

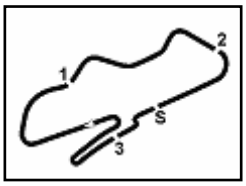

Donington Park 4.023 m

UK Round, 26-27-28 May 2017

World Supersport - Weather Report Free Practice 1st Session

Session started 11:00 **Session ended** 12:02

Air Temperature

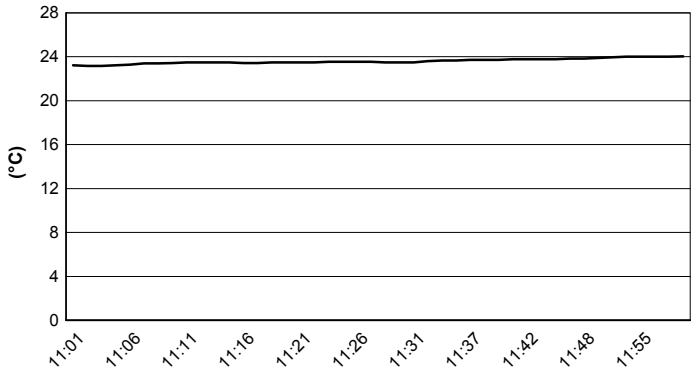

Track Temperature

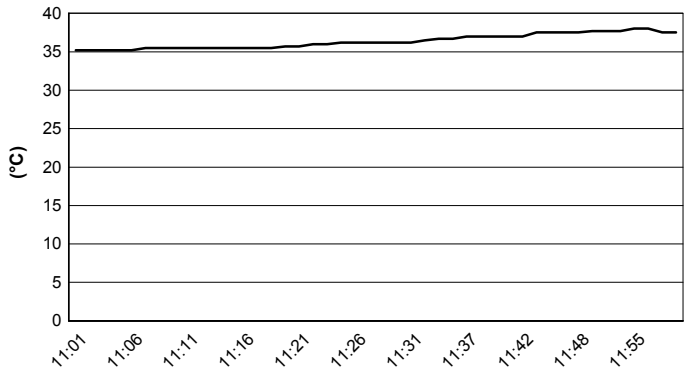

Air Pressure

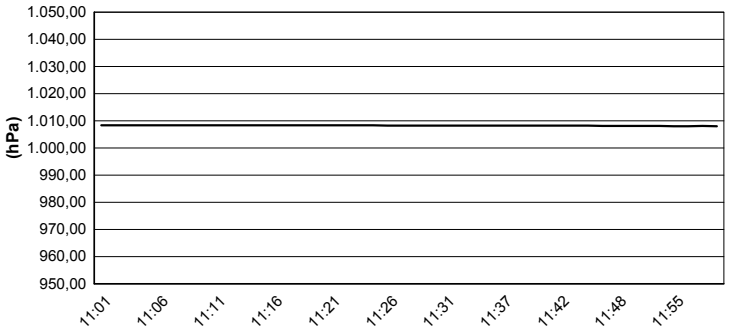

Humidity

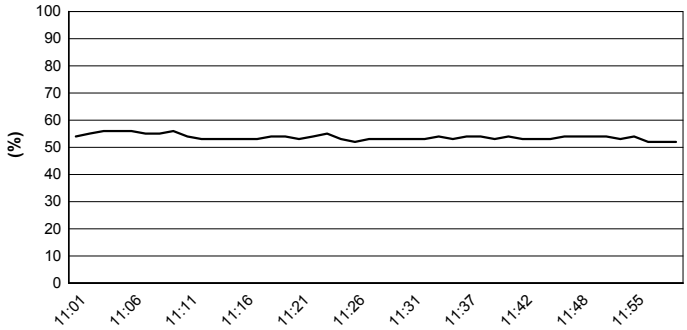

Wind Speed

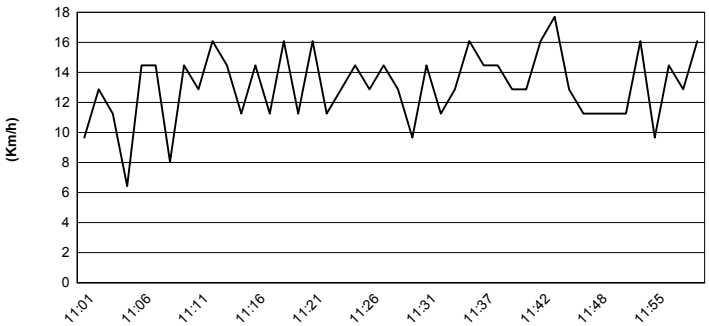

Wind Direction

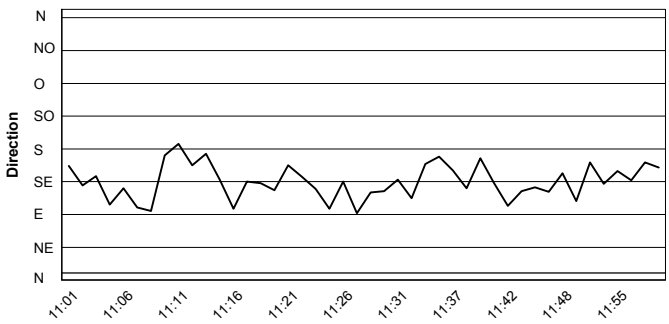

26/05/2017

These data/results cannot be reproduced, stored and/or transmitted in whole or in part by any manner of electronic, mechanical, photocopying, recording, broadcasting or otherwise now known or herein after developed without the previous express consent by the copyright owner, except for reproduction in daily press and regular printed publications on sale to the public within 60 days of the event related to those data/results and always provided that copyright symbol appears together as follows below.
© DORNA WSBK ORGANIZATION Srl 2017

FICR PERUGIA TIMING

PIRELLI Official Tyre Supplier

TISSOT SWISS WATCHES SINCE 1853 Official Timekeeper