

UK Round, 26-27-28 May 2017

World Supersport - Results Free Practice 3rd Session

No.	Rider	Nat	Team	Bike	Class	Time	Gap	Rel.	Laps	Speed	
										Avg	Max
1	1 K. SOFUOGLU	TUR	Kawasaki Puccetti Racing	Kawasaki ZX-6R		1'44.493			7	138,601	235,3
2	144 L. MAHIAS	FRA	GRT Yamaha Official WorldSSP Team	Yamaha YZF R6		1'44.590	0.097	0.097	7	138,472	230,8
3	111 K. SMITH	GBR	GEMAR Team Lorini	Honda CBR600RR		1'45.046	0.553	0.456	7	137,871	229,8
4	99 P. JACOBSEN	USA	MV Agusta Reparto Corse	MV Agusta F3 675		1'45.094	0.601	0.048	7	137,808	226,9
5	4 G. REA	GBR	Team Kawasaki Go Eleven	Kawasaki ZX-6R		1'45.300	0.807	0.206	7	137,538	232,3
6	14 J. KENNEDY	IRL	Profile Racing	Triumph Daytona 675		1'45.762	1.269	0.462	5	136,938	225,5
7	13 A. WEST	AUS	EAB West Racing	Yamaha YZF R6		1'46.102	1.609	0.340	8	136,499	230,8
8	64 F. CARICASULO	ITA	GRT Yamaha Official WorldSSP Team	Yamaha YZF R6		1'46.195	1.702	0.093	7	136,379	230,8
9	63 Z. KHAIRUDDIN	MAS	Orelac Racing VerdNatura	Kawasaki ZX-6R		1'46.864	2.371	0.669	6	135,526	226,9
10	16 J. CLUZEL	FRA	CIA Landlord Insurance Honda	Honda CBR600RR		1'46.891	2.398	0.027	5	135,491	230,8
11	95 D. ALLINGHAM	GBR	EHA Racing Jewsons Yamaha	Yamaha YZF R6		1'47.320	2.827	0.429	7	134,950	232,8
12	40 J. FRANCIS	GBR	HALSALL Racing Team	Yamaha YZF R6		1'47.337	2.844	0.017	7	134,928	227,8
13	83 L. EPIS	AUS	Response RE Racing	Kawasaki ZX-6R		1'47.784	3.291	0.447	7	134,369	228,8
14	69 X. CARDELUS GARCIA	AND	Race Department ATK#25	MV Agusta F3 675		1'47.820	3.327	0.036	3	134,324	225,5
15	32 S. MORAIS	RSA	Kallio Racing	Yamaha YZF R6		1'47.838	3.345	0.018	7	134,301	226,9
16	70 R. MULHAUSER	SUI	CIA Landlord Insurance Honda	Honda CBR600RR		1'48.291	3.798	0.453	8	133,740	228,8
17	61 A. ZACCONE	ITA	MV Agusta Reparto Corse	MV Agusta F3 675	ESS	1'48.326	3.833	0.035	7	133,696	224,5
18	66 N. TUULI	FIN	Kallio Racing	Yamaha YZF R6		1'48.849	4.356	0.523	3	133,054	226,9
19	38 H. SOOMER	EST	WILSport Racedays	Honda CBR600RR	ESS	1'49.860	5.367	1.011	7	131,830	226,4
20	26 K. WATANABE	JPN	Team Kawasaki Go Eleven	Kawasaki ZX-6R		1'50.000	5.507	0.140	6	131,662	230,8
21	47 R. HARTOG	NED	Team Hartog - Jenik - Against Cancer	Kawasaki ZX-6R	ESS	1'50.118	5.625	0.118	6	131,521	226,4
22	25 A. BALDOLINI	ITA	Race Department ATK#25	MV Agusta F3 675		1'50.193	5.700	0.075	5	131,431	226,9
23	56 P. SEBESTYÉN	HUN	SSP Hungary by Pedercini Racing	Kawasaki ZX-6R	ESS	1'50.744	6.251	0.551	6	130,777	220,4
24	10 N. CALERO	ESP	Orelac Racing VerdNatura	Kawasaki ZX-6R		1'51.032	6.539	0.288	5	130,438	225,0
25	92 H. KUNIKAWA	JPN	CIA Landlord Insurance Honda	Honda CBR600RR	ESS	1'51.311	6.818	0.279	6	130,111	225,0
26	48 G. SCARCELLA	AUS	GEMAR Team Lorini	Honda CBR600RR		1'54.043	9.550	2.732	6	126,994	220,0
27	78 H. OKUBO	JPN	CIA Landlord Insurance Honda	Honda CBR600RR		1'54.855	10.362	0.812	1	126,096	217,7
28	77 K. RYDE	GBR	Kawasaki Puccetti Racing	Kawasaki ZX-6R		1'56.556	12.063	1.701	6	124,256	220,4
29	65 M. CANDUCCI	ITA	3570 Puccetti Racing FMI	Kawasaki ZX-6R		1'58.943	14.450	2.387	6	121,763	224,5
30	44 R. ROLFO	ITA	Team Factory Vamag	MV Agusta F3 675					0		
31	11 C. GAMARINO	ITA	BARDAHL EVAN BROS. Honda Racing	Honda CBR600RR					0		
32	74 J. VAN SIKKELERUS	NED	MVR Racing	Yamaha YZF R6	ESS				0		
33	81 L. STAPLEFORD	GBR	Profile Racing	Triumph Daytona 675					0		
34	73 J. CRETARO	ITA	Phoenix Suzuki Racing	Suzuki GSX-R600	ESS				0		

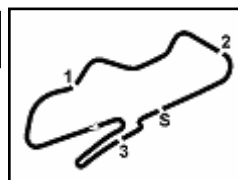
AIR	Humidity:	81%	Temp:	18°C
TRACK	Condition:	Wet	Temp:	22°C

Records	Pole (QP)	2015 K.Sofuoglu	1'29.925	161,050	Km/h
	Race (RC)	2015 J.Cluzel	1'30.425	160,160	Km/h
	Circuit (QP)	2015 K.Sofuoglu	1'29.925	161,050	Km/h

Start 27/05/2017 09:45 End 10:02 The results are provisional until the end of the time limit for protests and appeals and the completion of the technical checks.

These data/results cannot be reproduced, stored and/or transmitted in whole or in part by any manner of electronic, mechanical, photocopying, recording, broadcasting or otherwise now known or herein after developed without the previous express consent by the copyright owner, except for reproduction in daily press and regular printed publications on sale to the public within 60 days of the event related to those data/results and always provided that copyright symbol appears together as follows below.

© DORNA WSBK ORGANIZATION Srl 2017



UK Round, 26-27-28 May 2017

World Supersport - Results Free Practice 3rd Session

Session Highlights

Local Time	No. Rider	Description
09.45.00		Start
09.45.10		WorldSSP Pit Intervention Time: 63secs
09.45.40		Wet Practice
09.47.26	44 R. ROLFO	Technical Problem - Turn 4
09.47.57	44 R. ROLFO	Bike NOT Returning
09.52.03	78 H. OKUBO	Technical Problem - Turn 12
09.54.32	66 N. TUULI	Crashed - Turn 9
09.56.26	69 X. CARDELUS GARCIA	Crashed - Turn 7
10.01.48	69 X. CARDELUS GARCIA	Medical Centre
10.02.00		End Of Session

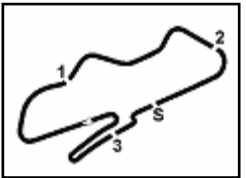
Fastest Laps Sequence

No.	Rider	Nat	Team	Bike	Local Time	Time	Gap	Avg
70	R. MULHAUSER	SUI	CIA Landlord Insurance Honda	Honda CBR600RR	09:48'54.931	1'54.645		126,327
13	A. WEST	AUS	EAB West Racing	Yamaha YZF R6	09:49'12.471	1'52.075	-2.570	129,224
111	K. SMITH	GBR	GEMAR Team Lorini	Honda CBR600RR	09:49'38.827	1'50.557	-1.518	130,998
144	L. MAHIAS	FRA	GRT Yamaha Official WorldSSP Team	Yamaha YZF R6	09:50'46.204	1'50.161	-0.396	131,469
13	A. WEST	AUS	EAB West Racing	Yamaha YZF R6	09:51'01.825	1'49.354	-0.807	132,440
111	K. SMITH	GBR	GEMAR Team Lorini	Honda CBR600RR	09:51'26.627	1'47.800	-1.554	134,349
1	K. SOFUOGLU	TUR	Kawasaki Puccetti Racing	Kawasaki ZX-6R	09:52'35.354	1'47.358	-0.442	134,902
111	K. SMITH	GBR	GEMAR Team Lorini	Honda CBR600RR	09:53'13.843	1'47.216	-0.142	135,081
13	A. WEST	AUS	EAB West Racing	Yamaha YZF R6	09:54'36.971	1'47.129	-0.087	135,190
111	K. SMITH	GBR	GEMAR Team Lorini	Honda CBR600RR	09:55'00.120	1'46.277	-0.852	136,274
144	L. MAHIAS	FRA	GRT Yamaha Official WorldSSP Team	Yamaha YZF R6	09:56'08.637	1'45.859	-0.418	136,812
1	K. SOFUOGLU	TUR	Kawasaki Puccetti Racing	Kawasaki ZX-6R	09:56'11.385	1'45.674	-0.185	137,052
111	K. SMITH	GBR	GEMAR Team Lorini	Honda CBR600RR	09:56'45.642	1'45.522	-0.152	137,249
1	K. SOFUOGLU	TUR	Kawasaki Puccetti Racing	Kawasaki ZX-6R	09:57'56.373	1'44.988	-0.534	137,947
1	K. SOFUOGLU	TUR	Kawasaki Puccetti Racing	Kawasaki ZX-6R	09:59'40.866	1'44.493	-0.495	138,601

Start 09:45 End 10:02 The results are provisional until the end of the time limit for protests and appeals and the completion of the technical checks.

These data/results cannot be reproduced, stored and/or transmitted in whole or in part by any manner of electronic, mechanical, photocopying, recording, broadcasting or otherwise now known or herein after developed without the previous express consent by the copyright owner, except for reproduction in daily press and regular printed publications on sale to the public within 60 days of the event related to those data/results and always provided that copyright symbol appears together as follows below.

© DORNA WSBK ORGANIZATION Srl 2017



UK Round, 26-27-28 May 2017

World Supersport - Best Sector & Speed Free Practice 3rd Session

Donington Park 4.023 m

BEST LAP

1	1 K. SOFUOGLU	Kawasaki ZX-6R	1'44.483
2	144 L. MAHIAS	Yamaha YZF R6	1'44.590
3	111 K. SMITH	Honda CBR600RR	1'45.046
4	99 P. JACOBSEN	MV Austa F3 675	1'45.094
5	4 G. REA	Kawasaki ZX-6R	1'45.300
6	14 J. KENNEDY	Triumph Daytona 675	1'45.762
7	13 A. WEST	Yamaha YZF R6	1'46.102
8	64 F. CARICASULO	Yamaha YZF R6	1'46.195
9	63 Z. KHAIRUDDIN	Kawasaki ZX-6R	1'46.864
10	16 J. CLUZEL	Honda CBR600RR	1'46.891
11	95 D. ALLINGHAM	Yamaha YZF R6	1'47.320
12	40 J. FRANCIS	Yamaha YZF R6	1'47.337
13	83 L. EPIS	Kawasaki ZX-6R	1'47.784
14	69 X. CARDELUS GARCIA	MV Austa F3 675	1'47.820
15	32 S. MORAIS	Yamaha YZF R6	1'47.838
16	70 R. MULHAUSER	Honda CBR600RR	1'48.291
17	61 A. ZACCONE	MV Austa F3 675	1'48.326
18	66 N. TUULI	Yamaha YZF R6	1'48.849
19	38 H. SOOMER	Honda CBR600RR	1'49.860
20	26 K. WATANABE	Kawasaki ZX-6R	1'50.000
21	47 R. HARTOG	Kawasaki ZX-6R	1'50.118
22	25 A. BALDOLINI	MV Austa F3 675	1'50.193
23	56 P. SEBESTYÉN	Kawasaki ZX-6R	1'50.744
24	10 N. CALERO	Kawasaki ZX-6R	1'51.032
25	92 H. KUNIKAWA	Honda CBR600RR	1'51.311
26	48 G. SCARCELLA	Honda CBR600RR	1'54.043
27	78 H. OKUBO	Honda CBR600RR	1'54.855
28	77 K. RYDE	Kawasaki ZX-6R	1'56.556
29	65 M. CANDUCCI	Kawasaki ZX-6R	1'58.943
30	74 J. VAN SIKKELERUS	Yamaha YZF R6	
31	73 J. CRETARO	Suzuki GSX-R600	
32	11 C. GAMARINO	Honda CBR600RR	
33	44 R. ROLFO	MV Austa F3 675	
34	81 L. STAPLEFORD	Triumph Daytona 675	

SPEED

1	1 K. SOFUOGLU	Kawasaki ZX-6R	235.3
2	95 D. ALLINGHAM	Yamaha YZF R6	232.8
3	4 G. REA	Kawasaki ZX-6R	232.3
4	16 J. CLUZEL	Honda CBR600RR	230.8
5	144 L. MAHIAS	Yamaha YZF R6	230.8
6	13 A. WEST	Yamaha YZF R6	230.8
7	26 K. WATANABE	Kawasaki ZX-6R	230.8
8	64 F. CARICASULO	Yamaha YZF R6	230.8
9	111 K. SMITH	Honda CBR600RR	229.8
10	83 L. EPIS	Kawasaki ZX-6R	228.8
11	70 R. MULHAUSER	Honda CBR600RR	228.8
12	40 J. FRANCIS	Yamaha YZF R6	227.8
13	32 S. MORAIS	Yamaha YZF R6	226.9
14	66 N. TUULI	Yamaha YZF R6	226.9
15	99 P. JACOBSEN	MV Austa F3 675	226.9
16	63 Z. KHAIRUDDIN	Kawasaki ZX-6R	226.9
17	25 A. BALDOLINI	MV Austa F3 675	226.9
18	38 H. SOOMER	Honda CBR600RR	226.4
19	47 R. HARTOG	Kawasaki ZX-6R	226.4
20	69 X. CARDELUS GARCIA	MV Austa F3 675	225.5
21	14 J. KENNEDY	Triumph Daytona 675	225.5
22	92 H. KUNIKAWA	Honda CBR600RR	225.0
23	10 N. CALERO	Kawasaki ZX-6R	225.0
24	61 A. ZACCONE	MV Austa F3 675	224.5
25	65 M. CANDUCCI	Kawasaki ZX-6R	224.5
26	77 K. RYDE	Kawasaki ZX-6R	224.0
27	56 P. SEBESTYÉN	Kawasaki ZX-6R	224.0
28	48 G. SCARCELLA	Honda CBR600RR	220.0
29	78 H. OKUBO	Honda CBR600RR	217.7

SEG. 1

1	1 K. SOFUOGLU	22.208
2	111 K. SMITH	22.299
3	144 L. MAHIAS	22.383
4	40 J. FRANCIS	22.403
5	14 J. KENNEDY	22.440
6	4 G. REA	22.468
7	95 D. ALLINGHAM	22.490
8	99 P. JACOBSEN	22.632
9	13 A. WEST	22.767
10	69 X. CARDELUS G	22.789
11	63 Z. KHAIRUDDIN	22.792
12	64 F. CARICASULO	22.806
13	16 J. CLUZEL	22.861
14	32 S. MORAIS	22.977
15	70 R. MULHAUSER	22.993
16	66 N. TUULI	22.998
17	83 L. EPIS	23.052
18	61 A. ZACCONE	23.308
19	38 H. SOOMER	23.318
20	25 A. BALDOLINI	23.390
21	56 P. SEBESTYÉN	23.424
22	47 R. HARTOG	23.542
23	26 K. WATANABE	23.730
24	10 N. CALERO	23.827
25	48 G. SCARCELLA	23.916
26	92 H. KUNIKAWA	24.051
27	77 K. RYDE	24.187
28	78 H. OKUBO	24.306
29	65 M. CANDUCCI	25.396

SEG. 2

1	99 P. JACOBSEN	29.192
2	1 K. SOFUOGLU	29.255
3	13 A. WEST	29.315
4	144 L. MAHIAS	29.338
5	111 K. SMITH	29.388
6	64 F. CARICASULO	29.608
7	4 G. REA	29.661
8	14 J. KENNEDY	29.783
9	16 J. CLUZEL	29.813
10	95 D. ALLINGHAM	29.822
11	66 N. TUULI	29.883
12	32 S. MORAIS	29.906
13	69 X. CARDELUS G	30.072
14	61 A. ZACCONE	30.074
15	63 Z. KHAIRUDDIN	30.188
16	40 J. FRANCIS	30.231
17	83 L. EPIS	30.295
18	70 R. MULHAUSER	30.319
19	47 R. HARTOG	30.322
20	26 K. WATANABE	30.619
21	38 H. SOOMER	30.887
22	56 P. SEBESTYÉN	31.152
23	78 H. OKUBO	31.182
24	25 A. BALDOLINI	31.199
25	10 N. CALERO	31.248
26	92 H. KUNIKAWA	31.516
27	48 G. SCARCELLA	31.822
28	77 K. RYDE	32.781
29	65 M. CANDUCCI	33.718

SEG. 3

1	111 K. SMITH	13.327
2	144 L. MAHIAS	13.346
3	1 K. SOFUOGLU	13.376
4	63 Z. KHAIRUDDIN	13.392
5	64 F. CARICASULO	13.437
6	4 G. REA	13.446
7	13 A. WEST	13.512
8	70 R. MULHAUSER	13.516
9	14 J. KENNEDY	13.534
10	99 P. JACOBSEN	13.537
11	95 D. ALLINGHAM	13.562
12	47 R. HARTOG	13.571
13	16 J. CLUZEL	13.584
14	69 X. CARDELUS G	13.672
15	83 L. EPIS	13.683
16	66 N. TUULI	13.760
17	26 K. WATANABE	13.850
18	40 J. FRANCIS	13.871
19	61 A. ZACCONE	13.876
20	78 H. OKUBO	13.979
21	32 S. MORAIS	13.989
22	56 P. SEBESTYÉN	14.021
23	10 N. CALERO	14.029
24	92 H. KUNIKAWA	14.045
25	38 H. SOOMER	14.083
26	48 G. SCARCELLA	14.091
27	25 A. BALDOLINI	14.163
28	77 K. RYDE	14.505
29	65 M. CANDUCCI	14.934

SEG. 4

1	1 K. SOFUOGLU	12.753
2	99 P. JACOBSEN	12.813
3	4 G. REA	12.842
4	14 J. KENNEDY	12.848
5	111 K. SMITH	12.850
6	40 J. FRANCIS	12.899
7	144 L. MAHIAS	12.985
8	13 A. WEST	13.089
9	83 L. EPIS	13.120
10	69 X. CARDELUS G	13.124
11	61 A. ZACCONE	13.178
12	64 F. CARICASULO	13.198
13	32 S. MORAIS	13.202
14	16 J. CLUZEL	13.218
15	70 R. MULHAUSER	13.294
16	95 D. ALLINGHAM	13.376
17	66 N. TUULI	13.416
18	92 H. KUNIKAWA	13.434
19	10 N. CALERO	13.468
20	63 Z. KHAIRUDDIN	13.471
21	38 H. SOOMER	13.514
22	26 K. WATANABE	13.598
23	25 A. BALDOLINI	13.617
24	56 P. SEBESTYÉN	13.839
25	47 R. HARTOG	13.839
26	48 G. SCARCELLA	13.873
27	78 H. OKUBO	14.022
28	77 K. RYDE	14.310
29	65 M. CANDUCCI	14.862

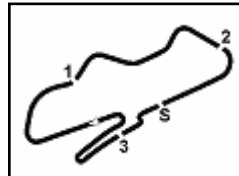
SEG. 5

1	144 L. MAHIAS	26.402
2	1 K. SOFUOGLU	26.551
3	4 G. REA	26.651
4	99 P. JACOBSEN	26.779
5	111 K. SMITH	26.846
6	64 F. CARICASULO	26.992
7	63 Z. KHAIRUDDIN	27.021
8	14 J. KENNEDY	27.068
9	13 A. WEST	27.128
10	16 J. CLUZEL	27.212
11	69 X. CARDELUS G	27.477
12	83 L. EPIS	27.605
13	40 J. FRANCIS	27.607
14	61 A. ZACCONE	27.639
15	25 A. BALDOLINI	27.649
16	32 S. MORAIS	27.678
17	70 R. MULHAUSER	27.804
18	56 P. SEBESTYÉN	27.808
19	95 D. ALLINGHAM	27.942
20	38 H. SOOMER	28.056
21	26 K. WATANABE	28.126
22	92 H. KUNIKAWA	28.178
23	10 N. CALERO	28.398
24	66 N. TUULI	28.467
25	47 R. HARTOG	28.745
26	48 G. SCARCELLA	29.268
27	78 H. OKUBO	29.678
28	65 M. CANDUCCI	29.864
29	77 K. RYDE	29.936

27/05/2017

These data/results cannot be reproduced, stored and/or transmitted in whole or in part by any manner of electronic, mechanical, photocopying, recording, broadcasting or otherwise now known or herein after developed without the previous express consent by the copyright owner, except for reproduction in daily press and regular printed publications on sale to the public within 60 days of the event related to those data/results and always provided that copyright symbol appears together as follows below.

© DORNA WSBK ORGANIZATION Srl 2017



UK Round, 26-27-28 May 2017

World Supersport - Ideal Times Free Practice 3rd Session

Donington Park 4.023 m

No.	Rider	Nat	Bike	Seg. 1	Seg. 2	Seg. 3	Seg. 4	Seg. 5	Ideal Time		
				Diff. 1	Diff. 2	Diff. 3	Diff. 4	Diff. 5	Best Lap	Pos.	Diff.
1	1 K. SOFUOGLU	TUR	Kawasaki ZX-6R	22.208 0.068	29.255 0.054	13.376 0.174	12.753 0.054	26.551	1'44.143 1'44.493	6	0.350
2	144 L. MAHIAS	FRA	Yamaha YZF R6	22.383	29.338	13.346 0.110	12.985 0.026	26.402	1'44.454 1'44.590	7	0.136
3	111 K. SMITH	GBR	Honda CBR600RR	22.299 0.199	29.388 0.137	13.327	12.850	26.846	1'44.710 1'45.046	8	0.336
4	99 P. JACOBSEN	USA	MV Agusta F3 675	22.632	29.192	13.537 0.141	12.813	26.779	1'44.953 1'45.094	9	0.141
5	4 G. REA	GBR	Kawasaki ZX-6R	22.468 0.214	29.661	13.446 0.011	12.842	26.651 0.007	1'45.068 1'45.300	10	0.232
6	14 J. KENNEDY	IRL	Triumph Daytona 675	22.440 0.064	29.783	13.534 0.025	12.848	27.068	1'45.673 1'45.762	11	0.089
7	13 A. WEST	AUS	Yamaha YZF R6	22.767 0.233	29.315	13.512 0.038	13.089	27.128 0.020	1'45.811 1'46.102	12	0.291
8	64 F. CARICASULO	ITA	Yamaha YZF R6	22.806	29.608	13.437	13.198 0.080	26.992 0.074	1'46.041 1'46.195	13	0.154
9	16 J. CLUZEL	FRA	Honda CBR600RR	22.861	29.813	13.584	13.218 0.203	27.212	1'46.688 1'46.891	15	0.203
10	63 Z. KHAIRUDDIN	MAS	Kawasaki ZX-6R	22.792	30.188	13.392	13.471	27.021	1'46.864 1'46.864	14	
11	40 J. FRANCIS	GBR	Yamaha YZF R6	22.403	30.231 0.305	13.871 0.021	12.899	27.607	1'47.011 1'47.337	17	0.326
12	69 X. CARDELUS GARCIA	AND	MV Agusta F3 675	22.789 0.446	30.072	13.672	13.124 0.240	27.477	1'47.134 1'47.820	19	0.686
13	95 D. ALLINGHAM	GBR	Yamaha YZF R6	22.490	29.822 0.102	13.562	13.376 0.010	27.942 0.016	1'47.192 1'47.320	16	0.128
14	32 S. MORAIS	RSA	Yamaha YZF R6	22.977	29.906	13.989 0.086	13.202	27.678	1'47.752 1'47.838	20	0.086
15	83 L. EPIS	AUS	Kawasaki ZX-6R	23.052	30.295	13.683 0.029	13.120	27.605	1'47.755 1'47.784	18	0.029
16	70 R. MULHAUSER	SUI	Honda CBR600RR	22.993 0.156	30.319	13.516 0.192	13.294	27.804 0.017	1'47.926 1'48.291	21	0.365
17	61 A. ZACCONE	ITA	MV Agusta F3 675	23.308 0.183	30.074	13.876 0.068	13.178	27.639	1'48.075 1'48.326	22	0.251
18	66 N. TUULI	FIN	Yamaha YZF R6	22.998	29.883 0.173	13.760 0.104	13.416	28.467 0.048	1'48.524 1'48.849	23	0.325
19	38 H. SOOMER	EST	Honda CBR600RR	23.318	30.887	14.083	13.514	28.056 0.002	1'49.858 1'49.860	24	0.002
20	26 K. WATANABE	JPN	Kawasaki ZX-6R	23.730 0.077	30.619	13.850	13.598	28.126	1'49.923 1'50.000	25	0.077
21	25 A. BALDOLINI	ITA	MV Agusta F3 675	23.390	31.199 0.159	14.163 0.016	13.617	27.649	1'50.018 1'50.193	27	0.175
22	47 R. HARTOG	NED	Kawasaki ZX-6R	23.542 0.099	30.322	13.571	13.839	28.745	1'50.019 1'50.118	26	0.099
23	56 P. SEBESTYÉN	HUN	Kawasaki ZX-6R	23.424 0.386	31.152	14.021	13.839 0.114	27.808	1'50.244 1'50.744	28	0.500
24	10 N. CALERO	ESP	Kawasaki ZX-6R	23.827 0.062	31.248	14.029	13.468	28.398	1'50.970 1'51.032	29	0.062
25	92 H. KUNIKAWA	JPN	Honda CBR600RR	24.051	31.516	14.045 0.087	13.434	28.178	1'51.224 1'51.311	30	0.087
26	48 G. SCARCELLA	AUS	Honda CBR600RR	23.916 0.521	31.822 0.552	14.091	13.873	29.268	1'52.970 1'54.043	31	1.073
27	78 H. OKUBO	JPN	Honda CBR600RR	24.306 0.670	31.182 0.364	13.979 0.275	14.022 0.379	29.678	1'53.167 1'54.855	32	1.688
28	77 K. RYDE	GBR	Kawasaki ZX-6R	24.187 0.418	32.781 0.295	14.505 0.062	14.310	29.936 0.062	1'55.719 1'56.556	33	0.837
29	65 M. CANDUCCI	ITA	Kawasaki ZX-6R	25.396 0.078	33.718	14.934	14.862 0.091	29.864	1'58.774 1'58.943	34	0.169
Overall Ideal Time				22.208	29.192	13.327	12.753	26.402	1'43.882		

27/05/2017

These data/results cannot be reproduced, stored and/or transmitted in whole or in part by any manner of electronic, mechanical, photocopying, recording, broadcasting or otherwise now known or herein after developed without the previous express consent by the copyright owner, except for reproduction in daily press and regular printed publications on sale to the public within 60 days of the event related to those data/results and always provided that copyright symbol appears together as follows below.

© DORNA WSBK ORGANIZATION Srl 2017

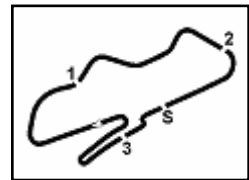
FICR PERUGIA TIMING



Official Tyre Supplier



Official Timekeeper



UK Round, 26-27-28 May 2017

World Supersport - Chronological Analysis Free Practice 3rd Session

1° 1 K. SOFUOGLU (1'44.493)								
Lap	Seg. 1	Seg. 2	Seg. 3	Seg. 4	Seg. 5	Lap Time	km/h	Local Time
1	24.583	33.755	14.873	20.058	31.883	221.3	9:48'56.025	
2	22.797	31.146	14.153	13.595	28.494	1'51.971	9:50'47.996	
3	22.723	30.061	13.809	15.696	28.068	1'50.357	9:52'35.354	
4	22.437	29.623	13.376	13.329	26.909	1'45.674	9:54'25.711	
5	22.208	29.255	13.650	12.960	26.915	1'44.988	9:56'11.385	
6	22.276	29.309	13.550	12.807	26.551	1'44.493	9:57'56.373	
7	25.449	31.925	13.522	12.753	28.327	1'51.976	9:59'40.866	10:01'32.842

8° 64 F. CARICASULO (1'46.195)								
Lap	Seg. 1	Seg. 2	Seg. 3	Seg. 4	Seg. 5	Lap Time	km/h	Local Time
1	24.198	34.335	14.599	14.716	29.324	215.1	9:47'28.400	
2	23.707	31.482	14.873	13.919	28.496	1'52.968	9:49'21.368	
3	23.236	30.651	14.031	13.772	27.830	1'49.991	9:51'11.359	
4	23.994	30.070	13.664	13.393	28.239	1'48.602	9:52'59.961	
5	23.202	30.467	13.751	14.773	27.556	1'50.541	9:54'50.502	
6	23.067	29.822	13.446	13.320	26.992	1'46.782	9:56'37.284	
7	23.067	29.911	13.566	13.198	27.073	1'46.815	9:58'24.099	10:00'10.294

2° 144 L. MAHIAS (1'44.590)								
Lap	Seg. 1	Seg. 2	Seg. 3	Seg. 4	Seg. 5	Lap Time	km/h	Local Time
1	23.898	32.359	14.099	13.916	29.100	223.6	9:48'56.043	
2	23.257	31.029	14.154	13.523	27.557	1'50.161	9:50'46.204	
3	23.333	30.286	13.723	13.316	27.806	1'48.388	9:52'34.592	
4	22.645	30.093	14.069	13.330	27.361	1'48.186	9:54'22.778	
5	22.696	29.427	13.507	13.360	26.920	1'45.859	9:56'08.637	
6	22.572	29.557	13.576	13.079	27.838	1'48.264	9:57'56.901	
7	22.383	29.338	13.456	13.011	26.402	1'44.590	9:59'41.978	10:01'26.588

9° 63 Z. KHAIRUDDIN (1'46.864)								
Lap	Seg. 1	Seg. 2	Seg. 3	Seg. 4	Seg. 5	Lap Time	km/h	Local Time
1	23.848	34.976	14.858	17.849	30.113	220.4	9:49'35.069	
2	23.409	31.537	13.852	14.267	29.220	1'52.724	9:51'27.793	
3	23.349	30.992	13.717	13.837	28.116	1'50.071	9:53'17.864	
4	23.172	30.906	13.598	13.918	27.268	1'49.039	9:55'06.903	
5	23.245	30.529	13.706	14.283	27.431	1'49.121	9:56'56.024	
6	22.792	30.190	13.829	13.954	29.195	1'50.413	9:58'46.437	
7	22.792	30.188	13.392	13.471	27.021	1'46.864	9:58'46.437	10:00'33.301

3° 111 K. SMITH (1'45.046)								
Lap	Seg. 1	Seg. 2	Seg. 3	Seg. 4	Seg. 5	Lap Time	km/h	Local Time
1	23.822	33.050	14.503	14.714	29.996	212.6	9:47'48.270	
2	22.706	30.740	13.810	13.752	28.433	1'50.557	9:49'38.827	
3	22.729	30.171	13.542	13.647	27.734	1'47.800	9:51'26.627	
4	22.666	29.474	13.565	13.569	27.879	1'47.216	9:53'13.843	
5	22.616	29.388	13.438	13.281	27.504	1'46.277	9:55'00.120	
6	22.498	29.528	13.492	12.993	26.893	1'45.522	9:56'45.642	
7	22.299	29.525	13.327	12.850	26.846	1'45.046	9:58'30.688	10:00'16.147

10° 16 J. CLUZEL (1'46.891)								
Lap	Seg. 1	Seg. 2	Seg. 3	Seg. 4	Seg. 5	Lap Time	km/h	Local Time
1	24.371	33.935	14.701	14.498	29.818	218.6	9:50'56.181	
2	23.249	31.314	14.013	13.765	27.724	1'51.187	9:52'47.368	
3	22.984	30.579	13.590	13.547	28.061	1'49.026	9:54'36.394	
4	23.170	30.110	13.623	13.218	27.555	1'47.490	9:56'23.884	
5	22.861	29.813	13.584	13.734	27.799	1'49.696	9:58'13.580	
6	22.861	29.813	13.584	13.421	27.921	1'46.891	9:58'13.580	10:00'00.471

4° 99 P. JACOBSEN (1'45.094)								
Lap	Seg. 1	Seg. 2	Seg. 3	Seg. 4	Seg. 5	Lap Time	km/h	Local Time
1	24.709	34.349	14.703	23.249	31.914	219.1	9:48'40.739	
2	24.213	32.393	14.052	13.947	28.378	1'53.479	9:50'34.218	
3	23.676	30.987	13.931	13.482	28.206	1'50.819	9:52'25.037	
4	23.801	30.283	13.836	13.610	28.064	1'49.469	9:54'14.506	
5	23.189	32.029	13.615	13.243	27.645	1'50.333	9:56'04.839	
6	22.937	29.535	13.537	13.153	27.144	1'46.558	9:57'51.397	
7	22.632	29.468	13.739	12.931	26.990	1'46.065	9:59'37.462	10:01'22.556

11° 95 D. ALLINGHAM (1'47.320)								
Lap	Seg. 1	Seg. 2	Seg. 3	Seg. 4	Seg. 5	Lap Time	km/h	Local Time
1	24.451	35.228	14.680	14.768	30.297	219.5	9:47'29.782	
2	23.191	32.022	14.113	13.840	29.132	1'53.558	9:49'23.340	
3	23.016	30.465	13.866	13.802	28.786	1'50.110	9:51'13.450	
4	23.031	29.965	13.573	13.378	28.309	1'48.240	9:53'01.690	
5	22.958	30.262	13.663	13.688	28.447	1'50.854	9:54'52.544	
6	22.625	30.846	13.685	13.695	28.146	1'49.330	9:56'41.874	
7	22.490	29.822	13.640	13.522	27.942	1'47.551	9:58'29.425	10:00'16.745

5° 4 G. REA (1'45.300)								
Lap	Seg. 1	Seg. 2	Seg. 3	Seg. 4	Seg. 5	Lap Time	km/h	Local Time
1	23.928	34.287	14.701	17.090	29.871	224.5	9:47'39.762	
2	23.465	31.763	14.081	14.500	28.076	1'52.348	9:49'32.110	
3	23.135	31.319	13.874	13.765	27.550	1'49.967	9:51'22.077	
4	23.180	30.631	13.784	13.492	27.285	1'49.015	9:53'11.092	
5	22.882	30.620	13.714	13.192	27.149	1'47.866	9:54'58.958	
6	22.682	30.240	13.515	12.898	26.651	1'46.104	9:56'45.062	
7	22.468	29.661	13.457	12.842	26.658	1'45.300	9:58'30.362	10:00'16.985

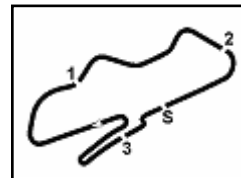
12° 40 J. FRANCIS (1'47.337)								
Lap	Seg. 1	Seg. 2	Seg. 3	Seg. 4	Seg. 5	Lap Time	km/h	Local Time
1	24.940	37.864	15.613	20.009	32.470	209.7	9:48'42.081	
2	23.552	32.822	14.627	14.399	29.562	1'56.350	9:50'38.431	
3	23.201	32.070	14.410	13.800	29.527	1'53.359	9:52'31.790	
4	23.106	31.432	14.060	13.517	28.855	1'51.065	9:54'22.855	
5	22.742	30.969	13.980	13.598	29.142	1'50.795	9:56'13.650	
6	22.551	30.755	13.913	13.064	28.330	1'48.804	9:58'02.454	
7	22.403	30.231	13.871	13.121	28.056	1'47.830	9:59'50.284	10:01'37.621

6° 14 J. KENNEDY (1'45.762)								
Lap	Seg. 1	Seg. 2	Seg. 3	Seg. 4	Seg. 5	Lap Time	km/h	Local Time
1	23.599	33.250	14.339	14.283	29.403	216.9	9:52'34.124	
2	22.725	30.997	13.903	13.421	28.053	1'49.973	9:54'24.097	
3	22.440	30.620	13.549	13.453	27.737	1'48.084	9:56'12.181	
4	22.504	29.842	13.534	13.161	27.616	1'46.593	9:57'58.774	
5	22.467	29.783	13.559	12.848	27.068	1'45.762	9:59'44.536	
6	22.467	30.049	13.574	12.854	27.197	1'46.141	10:01'30.677	

13° 83 L. EPIS (1'47.784)								
Lap	Seg. 1	Seg. 2	Seg. 3	Seg. 4	Seg. 5	Lap Time	km/h	Local Time
1	25.256	36.139	15.564	14.860	31.178	217.7	9:47'20.745	
2	23.940	32.674	14.678	14.119	29.522	1'56.249	9:49'16.994	
3	23.519	31.704	14.097	13.658	28.422	1'51.821	9:51'08.815	
4	24.185	31.165	14.017	13.523	29.036	1'51.260	9:53'00.075	
5	23.468	30.621	13.908	13.738	27.891	1'51.744	9:54'51.819	
6	23.086	30.835	13.851	13.564	28.994	1'56.712	9:56'48.531	
7	23.052	30.511	13.683	13.258	27.868	1'48.406	9:58'36.937	10:00'24.721

7° 13 A. WEST (1'46.102)								
Lap	Seg. 1	Seg. 2	Seg. 3	Seg. 4	Seg. 5	Lap Time	km/h	Local Time
1	24.211	34.782	15.068	14.951	30.586	209.3	9:47'20.396	
2	23.314	31.400	14.025	13.946	28.493	1'52.075	9:49'12.471	
3	22.823	30.297	13.846	13.362	27.687	1'49.354	9:51'01.825	
4	22.783	30.297	13.744	13.511	27.642	1'48.017	9:52'49.842	
5	23.155	29.479	13.613	13.282	27.972	1'47.129	9:54'36.971	
6	22.883	29.821	13.882	13.160	27.275	1'47.293	9:56'24.264	
7	23.000	30.733	13.592	13.250	27.541	1'47.999	9:58'12.263	
8	22.767	29.472	13.512	13.277	27.128	1'46.156	9:59'58.365	10:01'44.521

14° 69 X. CARDELUS GARCIA (1'47.820)								
Lap	Seg. 1	Seg. 2	Seg. 3	Seg. 4	Seg. 5	Lap Time	km/h	Local Time
1	24.001	33.485	14.542	18.690	30.500	221.8	9:49'57.173	
2	23.149	31.159	14.063	13.766	28.482	1'51.471	9:51'48.644	
3	23.235	30.072	13.672	13.364	27.477	1'48.566	9:53'37.210	
4	23.235	30.072	13.672	13.364	27.477	1'47.820	9:55'25.030	



Donington Park 4.023 m

2 / 2

UK Round, 26-27-28 May 2017
World Supersport - Chronological Analysis Free Practice 3rd Session

4	23.630	31.112	13.989	13.796	28.969	1'51.496	225.0	9:55'05.313
5	23.509	30.231	14.422	13.461	28.569	1'50.192	226.4	9:56'55.505
6	23.308	30.288	14.027	13.306	28.014	1'48.943	226.9	9:58'44.448
7	22.977	29.906	14.075	13.202	27.678	1'47.838	226.4	10:00'32.286

16° 70 R. MULHAUSER (1'48.291)								
Lap	Seg. 1	Seg. 2	Seg. 3	Seg. 4	Seg. 5	Lap Time	km/h	Local Time
		33.387	14.277	14.112	30.999	219.1	9:47'00.286	
1	25.566	31.687	13.894	14.016	29.482	1'54.645	219.1	9:48'54.931
2	24.333	31.592	13.896	13.857	30.107	1'53.785	218.6	9:50'48.716
3	23.351	30.721	13.985	13.456	28.505	1'50.018	221.3	9:52'38.734
4	23.303	31.844	14.107	13.739	28.944	1'51.937	216.4	9:54'30.671
5	23.247	30.367	13.668	13.330	27.804	1'48.416	226.9	9:56'19.087
6	22.993	30.704	13.516	13.346	28.188	1'48.747	228.8	9:58'07.834
7	23.149	30.319	13.708	13.294	27.821	1'48.291	228.3	9:59'56.125
8	23.416	30.443	13.926	13.449	28.426	1'49.660	221.3	10:01'45.785

17° 61 A. ZACCONE (1'48.326)								
Lap	Seg. 1	Seg. 2	Seg. 3	Seg. 4	Seg. 5	Lap Time	km/h	Local Time
		36.174	15.374	15.563	31.438	207.7	9:48'07.323	
1	25.389	32.730	14.695	14.636	29.958	1'57.408	200.0	9:50'04.731
2	24.572	31.624	14.212	13.976	29.327	1'53.711	215.1	9:51'58.442
3	24.149	30.486	13.878	13.530	28.504	1'50.547	221.8	9:53'48.989
4	23.499	30.361	13.885	13.519	28.178	1'49.442	218.6	9:55'38.431
5	23.537	30.474	13.924	13.576	28.016	1'49.527	221.3	9:57'27.958
6	23.308	30.247	13.876	13.190	27.949	1'48.570	224.5	9:59'16.528
7	23.491	30.074	13.944	13.178	27.639	1'48.326	224.1	10:01'04.854

18° 66 N. TUULI (1'48.849)								
Lap	Seg. 1	Seg. 2	Seg. 3	Seg. 4	Seg. 5	Lap Time	km/h	Local Time
		34.252	14.622	14.682	30.623	219.1	9:47'22.542	
1	24.316	32.103	14.515	14.212	29.097	1'54.243	225.0	9:49'16.785
2	23.579	30.895	13.948	13.624	28.467	1'50.513	226.4	9:51'07.298
3	22.998	30.056	13.864	13.416	28.515	1'48.849	226.9	9:52'56.147

19° 38 H. SOOMER (1'49.860)								
Lap	Seg. 1	Seg. 2	Seg. 3	Seg. 4	Seg. 5	Lap Time	km/h	Local Time
		36.762	15.448	15.265	31.609	220.0	9:48'23.003	
1	26.474	34.074	15.314	14.953	30.500	2'01.315	213.0	9:50'24.318
2	25.047	32.505	14.445	14.558	29.635	1'56.190	222.2	9:52'20.508
3	24.389	31.703	14.165	14.266	29.112	1'53.635	219.1	9:54'14.143
4	23.908	32.354	14.410	13.869	28.495	1'53.036	222.2	9:56'07.179
5	23.706	31.536	14.476	13.754	28.056	1'51.528	226.4	9:57'58.707
6	23.318	30.887	14.083	13.514	28.058	1'49.860	225.0	9:59'48.567
7	23.781	31.217	14.317	13.600	28.094	1'51.009	223.1	10:01'39.576

20° 26 K. WATANABE (1'50.000)								
Lap	Seg. 1	Seg. 2	Seg. 3	Seg. 4	Seg. 5	Lap Time	km/h	Local Time
		34.271	15.338	19.539	33.273	225.0	9:49'08.541	
1	25.821	33.345	14.901	14.262	29.438	1'57.767	225.0	9:51'06.308
2	24.365	31.932	14.305	13.833	28.972	1'53.407	227.4	9:52'59.715
3	24.800	32.747	14.160	13.965	28.489	1'54.161	226.9	9:54'53.876
4	23.730	30.670	14.031	13.683	28.362	1'50.476	228.8	9:56'44.352
5	23.897	31.261	14.016	18.092	29.695	1'56.961	230.8	9:58'41.313
6	23.807	30.619	13.850	13.598	28.126	1'50.000	229.3	10:00'31.313

21° 47 R. HARTOG (1'50.118)								
Lap	Seg. 1	Seg. 2	Seg. 3	Seg. 4	Seg. 5	Lap Time	km/h	Local Time
		35.023	14.674	14.730	31.131	217.7	9:48'50.484	
1	25.476	33.353	14.539	14.558	30.345	1'58.271	217.3	9:50'48.755
2	24.606	31.724	14.213	14.218	29.384	1'54.145	223.6	9:52'42.900
3	24.181	31.415	14.130	14.282	29.555	1'53.563	224.1	9:54'36.463
4	23.542	30.677	13.696	14.646	28.978	1'51.539	224.1	9:56'28.002
5	23.844	31.033	13.700	13.913	29.232	1'51.722	224.1	9:58'19.724
6	23.641	30.322	14.179	13.617	27.649	1'50.118	226.4	10:00'09.842

22° 25 A. BALDOLINI (1'50.193)								
Lap	Seg. 1	Seg. 2	Seg. 3	Seg. 4	Seg. 5	Lap Time	km/h	Local Time
		37.480	18.134	16.376	32.250		9:50'40.698	
1	25.167	33.296	14.683	14.306	29.550	1'57.002	220.0	9:52'37.700
2	23.780	32.096	14.536	14.333	29.853	1'54.598	217.7	9:54'32.298
3	23.473	31.199	14.163	14.133	28.360	1'51.328	226.9	9:56'23.626
4	23.945	31.903	14.319	14.035	28.239	1'52.441	224.1	9:58'16.067
5	23.390	31.358	14.179	13.617	27.649	1'50.193	223.1	10:00'06.260

23° 56 P. SEBESTYÉN (1'50.744)								
Lap	Seg. 1	Seg. 2	Seg. 3	Seg. 4	Seg. 5	Lap Time	km/h	Local Time

1	25.710	36.049	15.535	15.928	33.147			202.2	9:48'56.768
2	25.415	32.390	14.837	15.125	30.720	1'59.726	191.8	9:50'56.494	
3	1'17.114	31.387	14.569	14.493	34.619	2'01.486 P	200.7	9:52'57.980	
4	23.835	31.221	14.034	13.839	28.442	1'51.371	216.9	9:57'34.755	
5	23.424	31.372	14.264	13.852	28.072	1'50.984	220.4	9:59'25.739	
6	23.810	31.152	14.021	13.953	27.808	1'50.744	216.0	10:01'16.483	

24° 10 N. CALERO (1'51.032)								
Lap	Seg. 1	Seg. 2	Seg. 3	Seg. 4	Seg. 5	Lap Time	km/h	Local Time
		41.651	16.920	18.174	31.305		195.7	9:51'16.385
1	26.156	34.420	14.832	14.407	31.567	2'01.382	218.2	9:53'17.767
2	24.467	32.396	14.453	13.988	29.106	1'54.410	221.8	9:55'12.177
3	24.226	32.104	14.551	13.835	28.674	1'53.390	223.1	9:57'05.567
4	23.827	31.516	14.171	14.719	28.608	1'52.841	221.3	9:58'58.408
5	23.889	31.248	14.029	13.468	28.398	1'51.032	225.0	10:00'49.440

25° 92 H. KUNIKAWA (1'51.311)								
Lap	Seg. 1	Seg. 2	Seg. 3	Seg. 4	Seg. 5	Lap Time	km/h	Local Time
		37.812	16.330	17.085	34.297		196.7	9:48'40.944
1	26.490	34.838	15.480	14.849	30.092	2'01.749	206.1	9:50'42.693
2	26.096	33.336	14.922	14.442	29.268	1'58.064	214.7	9:52'40.757
3	25.010	32.935	14.637	14.143	29.484	1'56.209	218.2	9:54'36.966
4	24.407	31.657	14.045	13.811	28.825	1'52.745	225.0	9:56'29.711
5	24.423	32.007	14.108	13.744	28.400	1'52.682	218.6	9:58'22.939
6	24.051	31.516	14.132	13.434	28.178	1'51.311	219.5	10:00'13.704

26° 48 G. SCARCELLA (1'54.043)								
Lap	Seg. 1	Seg. 2	Seg. 3	Seg. 4	Seg. 5	Lap Time	km/h	Local Time
		38.488	16.014	15.974	32.320		184.0	9:48'21.862
1	26.923	34.213	15.093	15.052	30.377	2'01.658	194.2	9:50'23.520
2	25.166	32.313	14.247	14.406	29.607	1'55.739	215.6	9:52'19.259
3	24.687	31.822	14.124	14.246	29.370	1'54.249	213.9	9:54'13.508
4	23.916	34.689	15.049	14.801	34.213	2'02.668	203.8	9:56'16.176
5	24.990	34.031	14.563	14.292	30.491	1'58.367	212.6	9:58'14.543
6	24.437	32.374	14.091	13.873	29.268	1'54.043	220.0	10:00'08.586

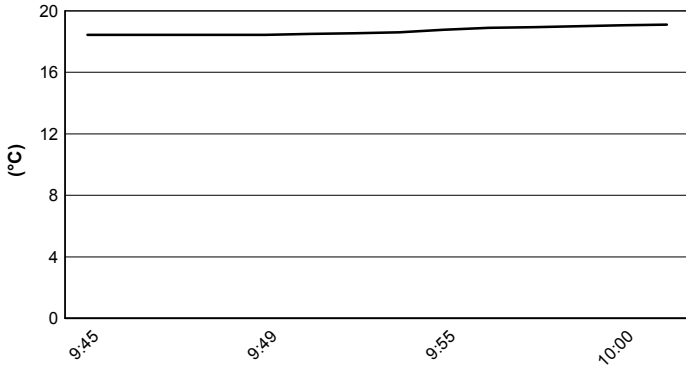
27° 78 H. OKUBO (1'54.855)								
Lap	Seg. 1	Seg. 2	Seg. 3	Seg. 4	Seg. 5	Lap Time	km/h	Local Time
		33.562	14.666	14.526	30.985		217.3	9:47'46.301
1	24.976							

UK Round, 26-27-28 May 2017

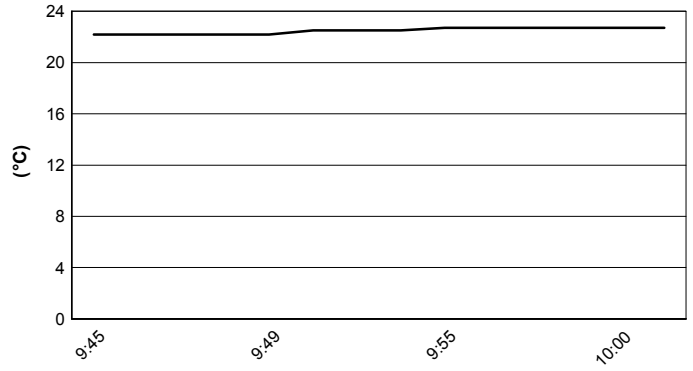
World Supersport - Weather Report Free Practice 3rd Session

Session started 9:45 Session ended 10:02

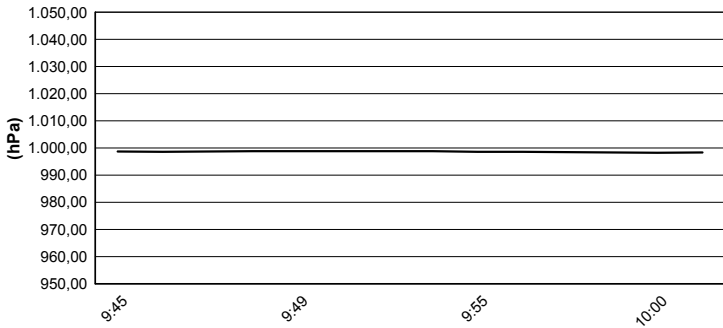
Air Temperature



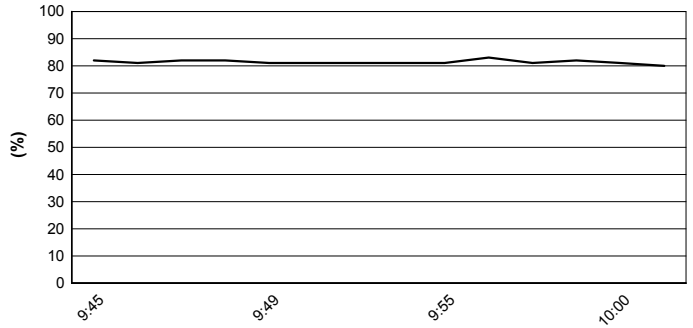
Track Temperature



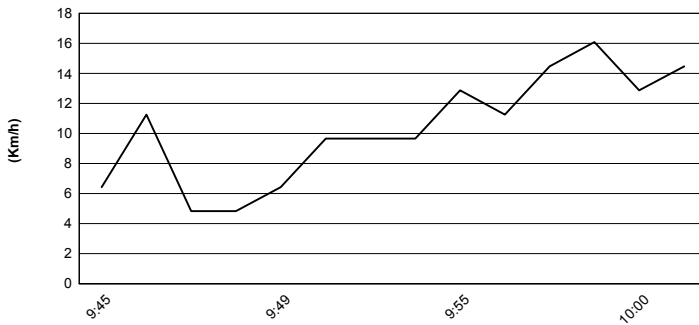
Air Pressure



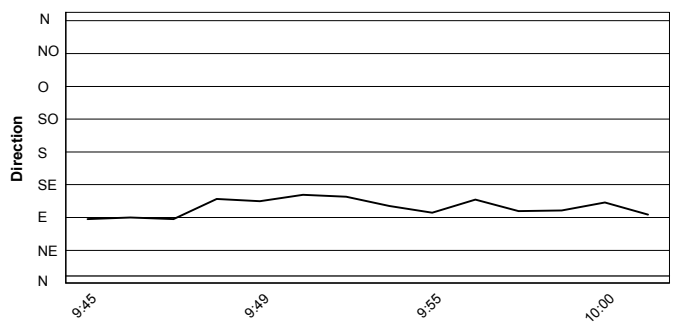
Humidity



Wind Speed



Wind Direction



27/05/2017

These data/results cannot be reproduced, stored and/or transmitted in whole or in part by any manner of electronic, mechanical, photocopying, recording, broadcasting or otherwise now known or herein after developed without the previous express consent by the copyright owner, except for reproduction in daily press and regular printed publications on sale to the public within 60 days of the event related to those data/results and always provided that copyright symbol appears together as follows below.

© DORNA WSBK ORGANIZATION Srl 2017