

## UK Round, 26-27-28 May 2017

### World Supersport - Results Superpole 1

No.	Rider	Nat	Team	Bike	Class	Time	Gap	Rel.	Laps	Speed	
										Avg	Max
1*	81 L. STAPLEFORD	GBR	Profile Racing	Triumph Daytona 675		<b>1'31.579</b>			8	158,145	<b>238,4</b>
2*	40 J. FRANCIS	GBR	HALSALL Racing Team	Yamaha YZF R6		<b>1'31.919</b>	0.340	0.340	7	157,560	<b>234,3</b>
3	64 F. CARICASULO	ITA	GRT Yamaha Official WorldSSP Team	Yamaha YZF R6		<b>1'32.073</b>	0.494	0.154	7	157,297	<b>235,8</b>
4	77 K. RYDE	GBR	Kawasaki Puccetti Racing	Kawasaki ZX-6R		<b>1'32.178</b>	0.599	0.105	7	157,118	<b>237,9</b>
5	38 H. SOOMER	EST	WILSport Racedays	Honda CBR600RR	ESS	<b>1'32.282</b>	0.703	0.104	8	156,941	<b>236,8</b>
6	13 A. WEST	AUS	EAB West Racing	Yamaha YZF R6		<b>1'32.452</b>	0.873	0.170	7	156,652	<b>234,3</b>
7	65 M. CANDUCCI	ITA	3570 Puccetti Racing FMI	Kawasaki ZX-6R		<b>1'32.479</b>	0.900	0.027	6	156,606	<b>241,1</b>
8	25 A. BALDOLINI	ITA	Race Department ATK#25	MV Agusta F3 675		<b>1'32.695</b>	1.116	0.216	6	156,241	<b>237,4</b>
9	95 D. ALLINGHAM	GBR	EHA Racing Jewsons Yamaha	Yamaha YZF R6		<b>1'32.751</b>	1.172	0.056	9	156,147	<b>239,5</b>
10	63 Z. KHAIRUDDIN	MAS	Orelac Racing VerdNatura	Kawasaki ZX-6R		<b>1'32.863</b>	1.284	0.112	8	155,959	<b>236,8</b>
11	44 R. ROLFO	ITA	Team Factory Vamag	MV Agusta F3 675		<b>1'32.865</b>	1.286	0.002	7	155,955	<b>231,3</b>
12	61 A. ZACCONE	ITA	MV Agusta Reparto Corse	MV Agusta F3 675	ESS	<b>1'32.922</b>	1.343	0.057	7	155,860	<b>231,8</b>
13	70 R. MULHAUSER	SUI	CIA Landlord Insurance Honda	Honda CBR600RR		<b>1'33.006</b>	1.427	0.084	7	155,719	<b>236,8</b>
14	66 N. TUULI	FIN	Kallio Racing	Yamaha YZF R6		<b>1'33.295</b>	1.716	0.289	5	155,237	<b>237,9</b>
15	74 J. VAN SIKKELERUS	NED	MVR Racing	Yamaha YZF R6	ESS	<b>1'33.663</b>	2.084	0.368	9	154,627	<b>236,8</b>
16	26 K. WATANABE	JPN	Team Kawasaki Go Eleven	Kawasaki ZX-6R		<b>1'33.714</b>	2.135	0.051	7	154,543	<b>236,3</b>
17	83 L. EPIS	AUS	Response RE Racing	Kawasaki ZX-6R		<b>1'33.805</b>	2.226	0.091	8	154,393	<b>233,8</b>
18	56 P. SEBESTYÉN	HUN	SSP Hungary by Pedercini Racing	Kawasaki ZX-6R	ESS	<b>1'34.203</b>	2.624	0.398	7	153,740	<b>232,8</b>
19	10 N. CALERO	ESP	Orelac Racing VerdNatura	Kawasaki ZX-6R		<b>1'34.282</b>	2.703	0.079	8	153,612	<b>237,4</b>
20	47 R. HARTOG	NED	Team Hartog - Jenik - Against Cancer	Kawasaki ZX-6R	ESS	<b>1'34.511</b>	2.932	0.229	1	153,239	<b>234,3</b>
21	73 J. CRETARO	ITA	Phoenix Suzuki Racing	Suzuki GSX-R600	ESS	<b>1'34.676</b>	3.097	0.165	8	152,972	<b>227,8</b>
22	48 G. SCARCELLA	AUS	GEMAR Team Lorini	Honda CBR600RR		<b>1'35.688</b>	4.109	1.012	6	151,354	<b>232,3</b>
23	92 H. KUNIKAWA	JPN	CIA Landlord Insurance Honda	Honda CBR600RR	ESS	<b>1'36.128</b>	4.549	0.440	6	150,662	<b>234,8</b>
24	69 X. CARDELUS GARCIA	AND	Race Department ATK#25	MV Agusta F3 675		<b>1'36.517</b>	4.938	0.389	6	150,054	<b>231,3</b>

\* Qualified to Superpole 2

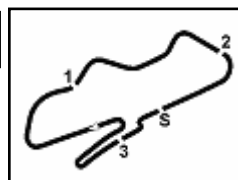
AIR	Humidity:	64%	Temp:	23°C
TRACK	Condition:	Dry	Temp:	33°C

Records	Pole (QP)	2015 K.Sofuoglu	1'29.925	161,050	Km/h
	Race (RC)	2015 J.Cluzel	1'30.425	160,160	Km/h
	Circuit (QP)	2015 K.Sofuoglu	1'29.925	161,050	Km/h

Start 27/05/2017 12:00 End 12:16 The results are provisional until the end of the time limit for protests and appeals and the completion of the technical checks.

These data/results cannot be reproduced, stored and/or transmitted in whole or in part by any manner of electronic, mechanical, photocopying, recording, broadcasting or otherwise now known or herein after developed without the previous express consent by the copyright owner, except for reproduction in daily press and regular printed publications on sale to the public within 60 days of the event related to those data/results and always provided that copyright symbol appears together as follows below.

© DORNA WSBK ORGANIZATION Srl 2017



## UK Round, 26-27-28 May 2017

### World Supersport - Results Superpole 1

#### Session Highlights

Local Time	No. Rider	Description
12.00.00		Start
12.04.38	47 R. HARTOG	Crashed - Turn 10
12.05.30	69 X. CARDELUS GARCIA	Crashed - Turn 12
12.05.46	69 X. CARDELUS GARCIA	Re-joined
12.13.38	66 N. TUULI	Crashed - Turn 10
12.16.24		End Of Session

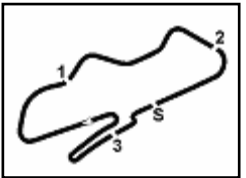
#### Fastest Laps Sequence

No.	Rider	Nat	Team	Bike	Local Time	Time	Gap	Avg
47	R. HARTOG	NED	Team Hartog - Jenik - Against Cancer	Kawasaki ZX-6R	12:03'19.104	<b>1'34.511</b>		153,239
77	K. RYDE	GBR	Kawasaki Puccetti Racing	Kawasaki ZX-6R	12:03'20.885	<b>1'33.788</b>	-0.723	154,421
13	A. WEST	AUS	EAB West Racing	Yamaha YZF R6	12:03'26.577	<b>1'33.460</b>	-0.328	154,963
81	L. STAPLEFORD	GBR	Profile Racing	Triumph Daytona 675	12:03'39.371	<b>1'32.829</b>	-0.631	156,016
64	F. CARICASULO	ITA	GRT Yamaha Official WorldSSP Team	Yamaha YZF R6	12:05'31.068	<b>1'32.612</b>	-0.217	156,381
40	J. FRANCIS	GBR	HALSALL Racing Team	Yamaha YZF R6	12:11'09.507	<b>1'31.919</b>	-0.693	157,560
81	L. STAPLEFORD	GBR	Profile Racing	Triumph Daytona 675	12:11'15.812	<b>1'31.579</b>	-0.340	158,145

Start 12:00 End 12:16 The results are provisional until the end of the time limit for protests and appeals and the completion of the technical checks.

These data/results cannot be reproduced, stored and/or transmitted in whole or in part by any manner of electronic, mechanical, photocopying, recording, broadcasting or otherwise now known or herein after developed without the previous express consent by the copyright owner, except for reproduction in daily press and regular printed publications on sale to the public within 60 days of the event related to those data/results and always provided that copyright symbol appears together as follows below.

© DORNA WSBK ORGANIZATION Srl 2017



Donington Park 4.023 m

## UK Round, 26-27-28 May 2017

### World Supersport - Best Sector & Speed Superpole 1

#### BEST LAP

1	81 L. STAPLEFORD	Triumph Daytona 675	1'31.579
2	40 J. FRANCIS	Yamaha YZF R6	1'31.919
3	64 F. CARICASULO	Yamaha YZF R6	1'32.073
4	77 K. RYDE	Kawasaki ZX-6R	1'32.178
5	38 H. SOOMER	Honda CBR600RR	1'32.282
6	13 A. WEST	Yamaha YZF R6	1'32.452
7	65 M. CANDUCCI	Kawasaki ZX-6R	1'32.479
8	25 A. BALDOLINI	MV Austa F3 675	1'32.695
9	95 D. ALLINGHAM	Yamaha YZF R6	1'32.751
10	63 Z. KHAIRUDDIN	Kawasaki ZX-6R	1'32.863
11	44 R. ROLFO	MV Austa F3 675	1'32.865
12	61 A. ZACCONE	MV Austa F3 675	1'32.922
13	70 R. MULHAUSER	Honda CBR600RR	1'33.006
14	66 N. TUULI	Yamaha YZF R6	1'33.295
15	74 J. VAN SIKKELERUS	Yamaha YZF R6	1'33.663
16	26 K. WATANABE	Kawasaki ZX-6R	1'33.714
17	83 L. EPIS	Kawasaki ZX-6R	1'33.805
18	56 P. SEBESTYÉN	Kawasaki ZX-6R	1'34.203
19	10 N. CALERO	Kawasaki ZX-6R	1'34.282
20	47 R. HARTOG	Kawasaki ZX-6R	1'34.511
21	73 J. CRETARO	Suzuki GSX-R600	1'34.676
22	48 G. SCARCELLA	Honda CBR600RR	1'35.688
23	92 H. KUNIKAWA	Honda CBR600RR	1'36.128
24	69 X. CARDELUS GARCIA	MV Austa F3 675	1'36.517

#### SPEED

1	65 M. CANDUCCI	Kawasaki ZX-6R	241.1
2	95 D. ALLINGHAM	Yamaha YZF R6	239.5
3	81 L. STAPLEFORD	Triumph Daytona 675	238.4
4	66 N. TUULI	Yamaha YZF R6	237.9
5	77 K. RYDE	Kawasaki ZX-6R	237.9
6	10 N. CALERO	Kawasaki ZX-6R	237.4
7	25 A. BALDOLINI	MV Austa F3 675	237.4
8	70 R. MULHAUSER	Honda CBR600RR	236.8
9	63 Z. KHAIRUDDIN	Kawasaki ZX-6R	236.8
10	38 H. SOOMER	Honda CBR600RR	236.8
11	74 J. VAN SIKKELERUS	Yamaha YZF R6	236.8
12	26 K. WATANABE	Kawasaki ZX-6R	236.3
13	64 F. CARICASULO	Yamaha YZF R6	235.8
14	92 H. KUNIKAWA	Honda CBR600RR	234.8
15	47 R. HARTOG	Kawasaki ZX-6R	234.3
16	40 J. FRANCIS	Yamaha YZF R6	234.3
17	13 A. WEST	Yamaha YZF R6	234.3
18	83 L. EPIS	Kawasaki ZX-6R	233.8
19	56 P. SEBESTYÉN	Kawasaki ZX-6R	232.8
20	48 G. SCARCELLA	Honda CBR600RR	232.3
21	61 A. ZACCONE	MV Austa F3 675	231.8
22	69 X. CARDELUS GARCIA	MV Austa F3 675	231.3
23	44 R. ROLFO	MV Austa F3 675	231.3
24	73 J. CRETARO	Suzuki GSX-R600	227.8

#### SEG. 1

1	81 L. STAPLEFORD	19.677
2	40 J. FRANCIS	19.682
3	77 K. RYDE	19.723
4	38 H. SOOMER	19.766
5	95 D. ALLINGHAM	19.821
6	66 N. TUULI	19.823
7	44 R. ROLFO	19.890
8	64 F. CARICASULO	19.901
9	65 M. CANDUCCI	19.905
10	13 A. WEST	19.907
11	26 K. WATANABE	19.910
12	25 A. BALDOLINI	19.985
13	70 R. MULHAUSER	19.989
14	63 Z. KHAIRUDDIN	20.063
15	83 L. EPIS	20.126
16	61 A. ZACCONE	20.177
17	56 P. SEBESTYÉN	20.184
18	74 J. VAN SIKKELER	20.192
19	10 N. CALERO	20.218
20	47 R. HARTOG	20.272
21	73 J. CRETARO	20.354
22	92 H. KUNIKAWA	20.572
23	48 G. SCARCELLA	20.664
24	69 X. CARDELUS G	20.867

#### SEG. 2

1	81 L. STAPLEFORD	24.970
2	40 J. FRANCIS	25.007
3	95 D. ALLINGHAM	25.045
4	65 M. CANDUCCI	25.149
5	13 A. WEST	25.196
6	77 K. RYDE	25.226
7	64 F. CARICASULO	25.242
8	25 A. BALDOLINI	25.244
9	44 R. ROLFO	25.264
10	66 N. TUULI	25.284
11	61 A. ZACCONE	25.316
12	38 H. SOOMER	25.317
13	47 R. HARTOG	25.411
14	70 R. MULHAUSER	25.470
15	26 K. WATANABE	25.499
16	63 Z. KHAIRUDDIN	25.542
17	10 N. CALERO	25.635
18	74 J. VAN SIKKELER	25.643
19	83 L. EPIS	25.661
20	56 P. SEBESTYÉN	25.699
21	73 J. CRETARO	25.908
22	48 G. SCARCELLA	26.133
23	69 X. CARDELUS G	26.134
24	92 H. KUNIKAWA	26.286

#### SEG. 3

1	81 L. STAPLEFORD	11.795
2	65 M. CANDUCCI	11.795
3	95 D. ALLINGHAM	11.825
4	40 J. FRANCIS	11.841
5	63 Z. KHAIRUDDIN	11.871
6	10 N. CALERO	11.901
7	64 F. CARICASULO	11.912
8	66 N. TUULI	11.916
9	77 K. RYDE	11.919
10	25 A. BALDOLINI	11.945
11	70 R. MULHAUSER	11.951
12	38 H. SOOMER	11.965
13	74 J. VAN SIKKELER	11.973
14	44 R. ROLFO	12.000
15	26 K. WATANABE	12.001
16	13 A. WEST	12.017
17	61 A. ZACCONE	12.076
18	47 R. HARTOG	12.081
19	83 L. EPIS	12.089
20	56 P. SEBESTYÉN	12.118
21	92 H. KUNIKAWA	12.129
22	48 G. SCARCELLA	12.180
23	73 J. CRETARO	12.271
24	69 X. CARDELUS G	12.331

#### SEG. 4

1	81 L. STAPLEFORD	11.141
2	77 K. RYDE	11.180
3	38 H. SOOMER	11.220
4	61 A. ZACCONE	11.241
5	64 F. CARICASULO	11.243
6	40 J. FRANCIS	11.259
7	44 R. ROLFO	11.278
8	13 A. WEST	11.286
9	63 Z. KHAIRUDDIN	11.313
10	74 J. VAN SIKKELER	11.325
11	70 R. MULHAUSER	11.369
12	66 N. TUULI	11.383
13	25 A. BALDOLINI	11.411
14	26 K. WATANABE	11.415
15	56 P. SEBESTYÉN	11.475
16	95 D. ALLINGHAM	11.484
17	65 M. CANDUCCI	11.505
18	10 N. CALERO	11.530
19	73 J. CRETARO	11.570
20	83 L. EPIS	11.597
21	69 X. CARDELUS G	11.689
22	92 H. KUNIKAWA	11.733
23	47 R. HARTOG	11.751
24	48 G. SCARCELLA	11.895

#### SEG. 5

1	64 F. CARICASULO	23.556
2	63 Z. KHAIRUDDIN	23.833
3	81 L. STAPLEFORD	23.846
4	38 H. SOOMER	23.863
5	13 A. WEST	23.907
6	44 R. ROLFO	23.930
7	77 K. RYDE	23.934
8	25 A. BALDOLINI	23.978
9	74 J. VAN SIKKELER	24.065
10	61 A. ZACCONE	24.081
11	65 M. CANDUCCI	24.101
12	40 J. FRANCIS	24.102
13	70 R. MULHAUSER	24.137
14	83 L. EPIS	24.271
15	10 N. CALERO	24.292
16	26 K. WATANABE	24.302
17	66 N. TUULI	24.333
18	95 D. ALLINGHAM	24.403
19	73 J. CRETARO	24.455
20	47 R. HARTOG	24.647
21	56 P. SEBESTYÉN	24.720
22	48 G. SCARCELLA	24.816
23	92 H. KUNIKAWA	24.976
24	69 X. CARDELUS G	25.053

27/05/2017

These data/results cannot be reproduced, stored and/or transmitted in whole or in part by any manner of electronic, mechanical, photocopying, recording, broadcasting or otherwise now known or herein after developed without the previous express consent by the copyright owner, except for reproduction in daily press and regular printed publications on sale to the public within 60 days of the event related to those data/results and always provided that copyright symbol appears together as follows below.

© DORNA WSBK ORGANIZATION Srl 2017

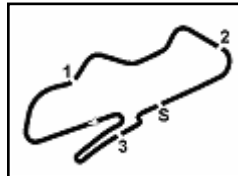
FICR PERUGIA TIMING



Official Tyre Supplier



Official Timekeeper



Donington Park 4.023 m

## UK Round, 26-27-28 May 2017

### World Supersport - Ideal Times Superpole 1

No.	Rider	Nat	Bike	Seg. 1	Seg. 2	Seg. 3	Seg. 4	Seg. 5	Ideal Time		
				Diff. 1	Diff. 2	Diff. 3	Diff. 4	Diff. 5	Best Lap	Pos.	Diff.
1	81 L. STAPLEFORD	GBR	Triumph Daytona 675	19.677 0.062	24.970 0.049	11.795 0.039	11.141	23.846	1'31.429 1'31.579	1	0.150
2	64 F. CARICASULO	ITA	Yamaha YZF R6	19.901 0.113	25.242	11.912 0.106	11.243	23.556	1'31.854 1'32.073	3	0.219
3	40 J. FRANCIS	GBR	Yamaha YZF R6	19.682 0.028	25.007	11.841	11.259	24.102	1'31.891 1'31.919	2	0.028
4	77 K. RYDE	GBR	Kawasaki ZX-6R	19.723	25.226 0.070	11.919 0.096	11.180 0.030	23.934	1'31.982 1'32.178	4	0.196
5	38 H. SOOMER	EST	Honda CBR600RR	19.766 0.151	25.317	11.965	11.220	23.863	1'32.131 1'32.282	5	0.151
6	13 A. WEST	AUS	Yamaha YZF R6	19.907 0.129	25.196	12.017 0.010	11.286	23.907	1'32.313 1'32.452	6	0.139
7	44 R. ROLFO	ITA	MV Agusta F3 675	19.890 0.416	25.264	12.000 0.087	11.278	23.930	1'32.362 1'32.865	11	0.503
8	65 M. CANDUCCI	ITA	Kawasaki ZX-6R	19.905	25.149	11.795	11.505 0.024	24.101	1'32.455 1'32.479	7	0.024
9	25 A. BALDOLINI	ITA	MV Agusta F3 675	19.985 0.034	25.244	11.945 0.098	11.411	23.978	1'32.563 1'32.695	8	0.132
10	95 D. ALLINGHAM	GBR	Yamaha YZF R6	19.821 0.058	25.045	11.825	11.484 0.115	24.403	1'32.578 1'32.751	9	0.173
11	63 Z. KHAIRUDDIN	MAS	Kawasaki ZX-6R	20.063 0.086	25.542 0.049	11.871	11.313 0.106	23.833	1'32.622 1'32.863	10	0.241
12	66 N. TUULI	FIN	Yamaha YZF R6	19.823 0.362	25.284 0.128	11.916 0.066	11.383	24.333	1'32.739 1'33.295	14	0.556
13	61 A. ZACCONE	ITA	MV Agusta F3 675	20.177	25.316 0.031	12.076	11.241	24.081	1'32.891 1'32.922	12	0.031
14	70 R. MULHAUSER	SUI	Honda CBR600RR	19.989	25.470	11.951 0.068	11.369 0.022	24.137	1'32.916 1'33.006	13	0.090
15	26 K. WATANABE	JPN	Kawasaki ZX-6R	19.910 0.071	25.499 0.310	12.001 0.051	11.415 0.155	24.302	1'33.127 1'33.714	16	0.587
16	74 J. VAN SIKKELERUS	NED	Yamaha YZF R6	20.192	25.643 0.169	11.973 0.086	11.325 0.210	24.065	1'33.198 1'33.663	15	0.465
17	10 N. CALERO	ESP	Kawasaki ZX-6R	20.218 0.278	25.635 0.004	11.901 0.026	11.530 0.085	24.292 0.313	1'33.576 1'34.282	19	0.706
18	83 L. EPIS	AUS	Kawasaki ZX-6R	20.126 0.034	25.661	12.089	11.597 0.027	24.271	1'33.744 1'33.805	17	0.061
19	47 R. HARTOG	NED	Kawasaki ZX-6R	20.272 0.090	25.411 0.254	12.081 0.005	11.751	24.647	1'34.162 1'34.511	20	0.349
20	56 P. SEBESTYÉN	HUN	Kawasaki ZX-6R	20.184	25.699	12.118	11.475	24.720 0.007	1'34.196 1'34.203	18	0.007
21	73 J. CRETARO	ITA	Suzuki GSX-R600	20.354 0.053	25.908	12.271 0.008	11.570 0.005	24.455 0.052	1'34.558 1'34.676	21	0.118
22	48 G. SCARCELLA	AUS	Honda CBR600RR	20.664	26.133	12.180	11.895	24.816	1'35.688 1'35.688	22	
23	92 H. KUNIKAWA	JPN	Honda CBR600RR	20.572 0.089	26.286 0.305	12.129	11.733 0.038	24.976	1'35.696 1'36.128	23	0.432
24	69 X. CARDELUS GARCIA	AND	MV Agusta F3 675	20.867 0.068	26.134	12.331 0.008	11.689 0.309	25.053 0.058	1'36.074 1'36.517	24	0.443
<b>Overall Ideal Time</b>				19.677	24.970	11.795	11.141	23.556	1'31.139		

27/05/2017

These data/results cannot be reproduced, stored and/or transmitted in whole or in part by any manner of electronic, mechanical, photocopying, recording, broadcasting or otherwise now known or herein after developed without the previous express consent by the copyright owner, except for reproduction in daily press and regular printed publications on sale to the public within 60 days of the event related to those data/results and always provided that copyright symbol appears together as follows below.

© DORNA WSBK ORGANIZATION Srl 2017

**FICR PERUGIA TIMING**

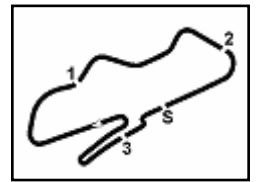

Official Tyre Supplier



Official Timekeeper







Donington Park 4.023 m

**UK Round, 26-27-28 May 2017**
**World Supersport - Chronological Analysis Superpole 1**

15° 74 J. VAN SIKKELERUS (1'33.663)								
Lap	Seg. 1	Seg. 2	Seg. 3	Seg. 4	Seg. 5	Lap Time	km/h	Local Time
		28.265	12.435	12.480	27.920		<b>231.3</b>	12:01'48.112
1	20.394	<b>25.643</b>	12.012	11.571	24.598	1'34.218	<b>235.3</b>	12:03'22.330
2	20.435	25.902	<b>11.973</b>	13.713	25.729	1'37.752	<b>236.8</b>	12:05'00.082
3	20.329	25.884	12.082	11.828	27.740	1'37.863	<b>234.3</b>	12:06'37.945
4	20.334	25.788	12.061	11.960	24.649	1'34.792	<b>233.8</b>	12:08'12.737
5	20.260	25.871	12.398	12.017	24.697	1'35.243	<b>233.3</b>	12:09'47.980
6	20.334	25.665	12.203	11.557	24.322	1'34.081	<b>232.3</b>	12:11'22.061
7	<b>20.192</b>	25.812	12.059	11.535	<b>24.065</b>	<b>1'33.663</b>	<b>235.3</b>	12:12'55.724
8	20.304	26.063	12.195	12.366	25.724	1'36.652	<b>231.8</b>	12:14'32.376
9	20.391	25.904	12.242	<b>11.325</b>	24.466	1'34.328	<b>232.8</b>	12:16'06.704

16° 26 K. WATANABE (1'33.714)								
Lap	Seg. 1	Seg. 2	Seg. 3	Seg. 4	Seg. 5	Lap Time	km/h	Local Time
		28.074	12.387	12.475	25.947		<b>232.8</b>	12:01'45.289
1	20.411	25.867	12.056	11.690	24.628	1'34.652	<b>235.8</b>	12:03'19.941
2	20.794	25.731	12.144	13.563	27.106	1'39.338	<b>234.3</b>	12:04'59.279
3	20.071	26.495	12.526	12.280	31.791	1'43.163 P	<b>227.4</b>	12:06'42.442
4	2'16.485	28.318	13.062	11.902	24.652	3'34.419 P	<b>225.0</b>	12:10'16.861
5	20.102	<b>25.499</b>	22.022	28.475	27.258	2'03.356		12:12'20.217
6	19.981	25.809	12.052	11.570	<b>24.302</b>	<b>1'33.714</b>	<b>236.3</b>	12:13'53.931
7	<b>19.910</b>	25.521	<b>12.001</b>	<b>11.415</b>	34.726	1'43.573	<b>234.3</b>	12:15'37.504

17° 83 L. EPIS (1'33.805)								
Lap	Seg. 1	Seg. 2	Seg. 3	Seg. 4	Seg. 5	Lap Time	km/h	Local Time
		28.138	14.180	17.090	28.060			12:01'59.568
1	20.765	27.013	12.996	12.216	27.202	1'40.192	<b>225.9</b>	12:03'39.760
2	20.504	26.340	12.238	11.825	24.963	1'35.870	<b>232.3</b>	12:05'15.630
3	20.703	27.909	12.460	12.107	28.477	1'41.656 P	<b>225.5</b>	12:06'57.286
4	1'34.859	26.592	12.456	12.300	25.071	2'51.278 P	<b>231.8</b>	12:09'48.564
5	20.625	25.755	12.128	11.651	24.622	1'34.781	<b>231.8</b>	12:11'23.345
6	20.135	25.699	12.227	<b>11.597</b>	24.592	1'34.250	<b>233.3</b>	12:12'57.595
7	<b>20.126</b>	25.875	13.541	12.891	25.750	1'38.183	<b>200.0</b>	12:14'35.778
8	20.160	<b>25.661</b>	<b>12.089</b>	<b>11.624</b>	<b>24.271</b>	<b>1'33.805</b>	<b>233.8</b>	12:16'09.583

18° 56 P. SEBESTYÉN (1'34.203)								
Lap	Seg. 1	Seg. 2	Seg. 3	Seg. 4	Seg. 5	Lap Time	km/h	Local Time
		27.685	12.500	11.916	25.679		<b>228.8</b>	12:02'40.975
1	20.422	25.998	12.270	11.626	<b>24.720</b>	1'35.036	<b>229.3</b>	12:04'16.011
2	20.567	26.109	12.272	12.402	24.947	1'36.297	<b>230.3</b>	12:05'52.308
3	21.608	30.467	12.630	11.931	29.081	1'45.717 P	<b>229.8</b>	12:07'38.025
4	1'19.860	32.928	15.194	13.305	34.097	2'55.384 P		12:10'33.409
5	24.587	29.586	15.934	13.384	33.308	1'56.799		12:12'30.208
6	20.201	26.002	12.151	11.580	27.459	1'37.393	<b>232.8</b>	12:14'07.601
7	<b>20.184</b>	<b>25.699</b>	<b>12.118</b>	<b>11.475</b>	24.727	1'34.203	<b>231.3</b>	12:15'41.804

19° 10 N. CALERO (1'34.282)								
Lap	Seg. 1	Seg. 2	Seg. 3	Seg. 4	Seg. 5	Lap Time	km/h	Local Time
		27.972	12.328	12.614	28.624		<b>227.8</b>	12:01'48.359
1	20.496	25.639	11.927	11.615	24.605	1'34.282	<b>237.4</b>	12:03'22.641
2	20.273	26.024	<b>11.901</b>	14.176	26.773	1'39.147	<b>233.8</b>	12:05'01.788
3	21.358	25.705	12.020	11.576	<b>24.292</b>	1'34.951	<b>231.8</b>	12:06'36.739
4	20.624	26.405	12.145	12.009	28.081	1'39.264 P	<b>232.8</b>	12:08'16.003
5	1'43.769	26.182	12.210	<b>11.530</b>	26.403	3'00.094 P	<b>230.3</b>	12:11'16.097
6	<b>20.218</b>	26.004	12.104	11.632	24.539	1'34.497	<b>234.3</b>	12:12'50.594
7	20.397	25.763	12.001	11.761	24.422	1'34.344	<b>233.8</b>	12:14'24.938
8	22.817	<b>25.635</b>	12.020	11.540	24.434	1'36.446	<b>234.8</b>	12:16'01.384

20° 47 R. HARTOG (1'34.511)								
Lap	Seg. 1	Seg. 2	Seg. 3	Seg. 4	Seg. 5	Lap Time	km/h	Local Time
		27.468	12.595	12.531	25.358		<b>221.8</b>	12:01'44.593
1	20.362	25.665	12.086	<b>11.751</b>	<b>24.647</b>	1'34.511	<b>232.8</b>	12:03'19.104

21° 73 J. CRETARO (1'34.676)								
Lap	Seg. 1	Seg. 2	Seg. 3	Seg. 4	Seg. 5	Lap Time	km/h	Local Time
		27.645	12.575	12.151	25.235		<b>221.8</b>	12:02'18.539
1	20.765	26.198	12.302	11.629	25.126	1'36.020	<b>225.5</b>	12:03'54.559
2	20.441	25.929	12.298	11.668	24.788	1'35.124	<b>225.9</b>	12:05'29.683
3	20.360	26.421	13.148	13.166	24.890	1'37.985		12:07'07.668
4	20.402	26.142	12.379	11.572	24.666	1'35.161	<b>225.9</b>	12:08'42.829
5	20.467	26.277	<b>12.271</b>	11.678	24.604	1'35.297	<b>227.8</b>	12:10'18.126
6	20.516	26.117	12.303	<b>11.570</b>	<b>24.455</b>	1'34.961	<b>227.8</b>	12:11'53.087
7	20.407	<b>25.908</b>	12.279	11.575	24.507	1'34.676	<b>225.9</b>	12:13'27.763
8	<b>20.354</b>	26.155	13.122	15.860	35.642	1'51.133	<b>185.6</b>	12:15'18.896

27/05/2017

P = Pits In/Out - C = Lap-Time Cancelled

These data/results cannot be reproduced, stored and/or transmitted in whole or in part by any manner of electronic, mechanical, photocopying, recording, broadcasting or otherwise now known or herein after developed without the previous express consent by the copyright owner, except for reproduction in daily press and regular printed publications on sale to the public within 60 days of the event related to those data/results and always provided that copyright symbol appears together as follows below.

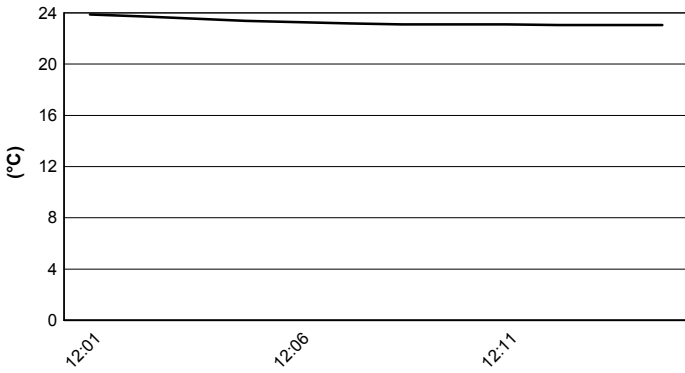
© DORNA WSBK ORGANIZATION Srl 2017



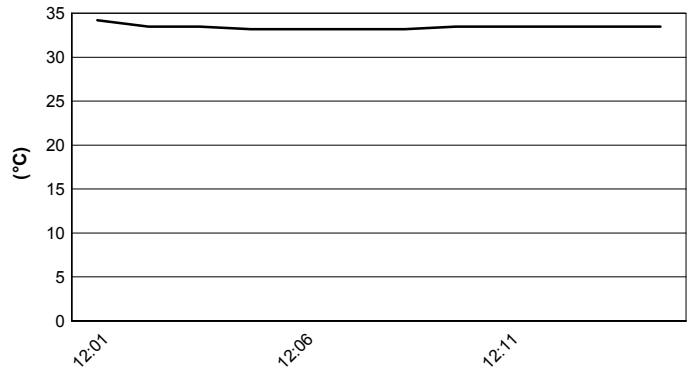
**UK Round, 26-27-28 May 2017**  
**World Supersport - Weather Report Superpole 1**

Session started 12:00      Session ended 12:16

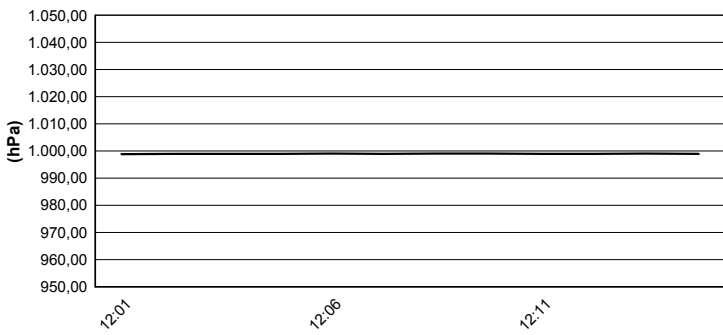
**Air Temperature**



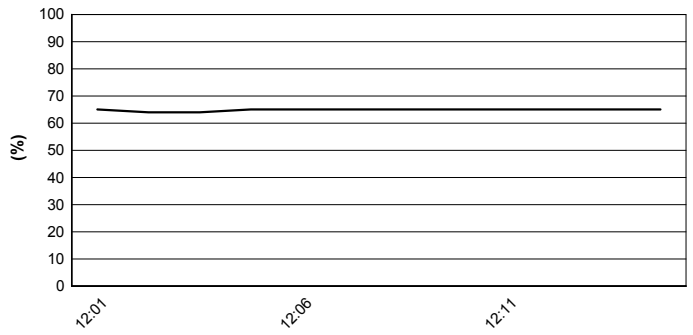
**Track Temperature**



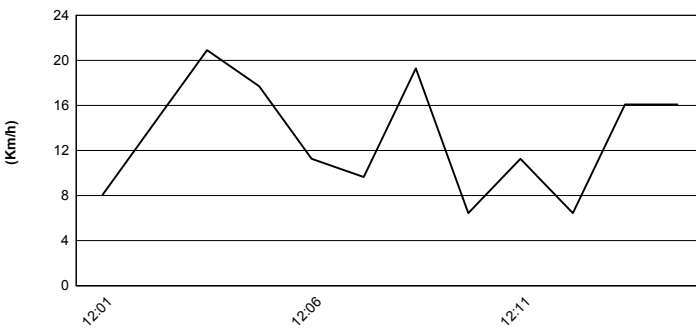
**Air Pressure**



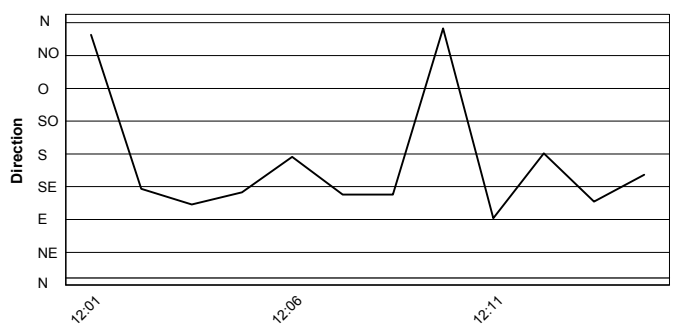
**Humidity**



**Wind Speed**



**Wind Direction**



27/05/2017

These data/results cannot be reproduced, stored and/or transmitted in whole or in part by any manner of electronic, mechanical, photocopying, recording, broadcasting or otherwise now known or herein after developed without the previous express consent by the copyright owner, except for reproduction in daily press and regular printed publications on sale to the public within 60 days of the event related to those data/results and always provided that copyright symbol appears together as follows below.  
 © DORNA WSBK ORGANIZATION Srl 2017