

UK Round, 26-27-28 May 2017

World Supersport - Results Warm Up

No.	Rider	Nat	Team	Bike	Class	Time	Gap	Rel.	Laps	Speed	
										Avg	Max
1	1 K. SOFUOGLU	TUR	Kawasaki Puccetti Racing	Kawasaki ZX-6R		1'30.913			8	159,304	235,3
2	111 K. SMITH	GBR	GEMAR Team Lorini	Honda CBR600RR		1'31.483	0.570	0.570	9	158,311	240,5
3	64 F. CARICASULO	ITA	GRT Yamaha Official WorldSSP Team	Yamaha YZF R6		1'31.498	0.585	0.015	9	158,285	239,5
4	99 P. JACOBSEN	USA	MV Agusta Reparto Corse	MV Agusta F3 675		1'31.872	0.959	0.374	9	157,641	237,9
5	14 J. KENNEDY	IRL	Profile Racing	Triumph Daytona 675		1'31.938	1.025	0.066	8	157,528	236,8
6	16 J. CLUZEL	FRA	CIA Landlord Insurance Honda	Honda CBR600RR		1'31.986	1.073	0.048	9	157,446	238,9
7	144 L. MAHIAS	FRA	GRT Yamaha Official WorldSSP Team	Yamaha YZF R6		1'32.026	1.113	0.040	5	157,377	234,3
8	81 L. STAPLEFORD	GBR	Profile Racing	Triumph Daytona 675		1'32.084	1.171	0.058	9	157,278	236,3
9	40 J. FRANCIS	GBR	HALSALL Racing Team	Yamaha YZF R6		1'32.096	1.183	0.012	8	157,258	233,8
10	4 G. REA	GBR	Team Kawasaki Go Eleven	Kawasaki ZX-6R		1'32.108	1.195	0.012	9	157,237	237,9
11	77 K. RYDE	GBR	Kawasaki Puccetti Racing	Kawasaki ZX-6R		1'32.145	1.232	0.037	9	157,174	241,6
12	13 A. WEST	AUS	EAB West Racing	Yamaha YZF R6		1'32.210	1.297	0.065	9	157,063	237,9
13	32 S. MORAIS	RSA	Kallio Racing	Yamaha YZF R6		1'32.390	1.477	0.180	9	156,757	239,5
14	66 N. TUULI	FIN	Kallio Racing	Yamaha YZF R6		1'32.411	1.498	0.021	9	156,722	243,8
15	11 C. GAMARINO	ITA	BARDAHL EVAN BROS. Honda Racing	Honda CBR600RR		1'32.611	1.698	0.200	9	156,383	236,8
16	61 A. ZACCONE	ITA	MV Agusta Reparto Corse	MV Agusta F3 675	ESS	1'32.625	1.712	0.014	9	156,360	235,3
17	44 R. ROLFO	ITA	Team Factory Vamag	MV Agusta F3 675		1'32.792	1.879	0.167	7	156,078	234,8
18	25 A. BALDOLINI	ITA	Race Department ATK#25	MV Agusta F3 675		1'32.971	2.058	0.179	9	155,778	233,8
19	26 K. WATANABE	JPN	Team Kawasaki Go Eleven	Kawasaki ZX-6R		1'33.030	2.117	0.059	9	155,679	235,3
20	38 H. SOOMER	EST	WILSport Racedays	Honda CBR600RR	ESS	1'33.065	2.152	0.035	9	155,620	237,9
21	63 Z. KHAIRUDDIN	MAS	Orelac Racing VerdNatura	Kawasaki ZX-6R		1'33.139	2.226	0.074	9	155,497	236,3
22	10 N. CALERO	ESP	Orelac Racing VerdNatura	Kawasaki ZX-6R		1'33.259	2.346	0.120	9	155,297	236,3
23	74 J. VAN SIKKELERUS	NED	MVR Racing	Yamaha YZF R6	ESS	1'33.274	2.361	0.015	9	155,272	235,3
24	95 D. ALLINGHAM	GBR	EHA Racing Jewsons Yamaha	Yamaha YZF R6		1'33.374	2.461	0.100	4	155,105	241,1
25	47 R. HARTOG	NED	Team Hartog - Jenik - Against Cancer	Kawasaki ZX-6R	ESS	1'33.404	2.491	0.030	8	155,055	240,5
26	65 M. CANDUCCI	ITA	3570 Puccetti Racing FMI	Kawasaki ZX-6R		1'33.404	2.491	0.000	9	155,055	238,9
27	56 P. SEBESTYÉN	HUN	SSP Hungary by Pedercini Racing	Kawasaki ZX-6R	ESS	1'33.464	2.551	0.060	9	154,956	234,3
28	70 R. MULHAUSER	SUI	CIA Landlord Insurance Honda	Honda CBR600RR		1'33.476	2.563	0.012	9	154,936	234,3
29	78 H. OKUBO	JPN	CIA Landlord Insurance Honda	Honda CBR600RR		1'33.807	2.894	0.331	9	154,389	235,3
30	73 J. CRETARO	ITA	Phoenix Suzuki Racing	Suzuki GSX-R600	ESS	1'34.586	3.673	0.779	8	153,118	224,5
31	92 H. KUNIKAWA	JPN	CIA Landlord Insurance Honda	Honda CBR600RR	ESS	1'34.604	3.691	0.018	9	153,089	236,8
32	69 X. CARDELUS GARCIA	AND	Race Department ATK#25	MV Agusta F3 675		1'35.567	4.654	0.963	8	151,546	231,3
33	48 G. SCARCELLA	AUS	GEMAR Team Lorini	Honda CBR600RR		1'35.780	4.867	0.213	9	151,209	231,8
34	83 L. EPIS	AUS	Response RE Racing	Kawasaki ZX-6R					0		

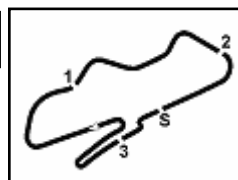
AIR	Humidity:	78%	Temp:	16°C
TRACK	Condition:	Dry	Temp:	22°C

Records	Pole (QP)	2015 K.Sofuoglu	1'29.925	161,050	Km/h
	Race (RC)	2015 J.Cluzel	1'30.425	160,160	Km/h
	Circuit (QP)	2015 K.Sofuoglu	1'29.925	161,050	Km/h

Start 28/05/2017 09:00 End 09:16 The results are provisional until the end of the time limit for protests and appeals and the completion of the technical checks.

These data/results cannot be reproduced, stored and/or transmitted in whole or in part by any manner of electronic, mechanical, photocopying, recording, broadcasting or otherwise now known or herein after developed without the previous express consent by the copyright owner, except for reproduction in daily press and regular printed publications on sale to the public within 60 days of the event related to those data/results and always provided that copyright symbol appears together as follows below.

© DORNA WSBK ORGANIZATION Srl 2017


UK Round, 26-27-28 May 2017
World Supersport - Results Warm Up
Session Highlights

Local Time	No. Rider	Description
09.00.00		Start
09.01.35	83 L. EPIS	Technical Problem - Turn 9
09.08.27	95 D. ALLINGHAM	Crashed - Turn 1
09.09.43	144 L. MAHIAS	Stop - Technical Problem
09.10.58	64 F. CARICASULO	On the Gravel - Re-Joined - Turn 8
09.15.45	47 R. HARTOG	Crashed - Turn 9
09.15.54	47 R. HARTOG	Re-joined
09.16.56		End Of Session

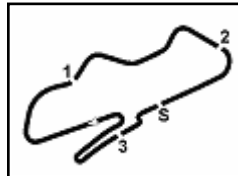
Fastest Laps Sequence

No.	Rider	Nat	Team	Bike	Local Time	Time	Gap	Avg
1	K. SOFUOGLU	TUR	Kawasaki Puccetti Racing	Kawasaki ZX-6R	09:03'12.451	1'32.418		156,710
1	K. SOFUOGLU	TUR	Kawasaki Puccetti Racing	Kawasaki ZX-6R	09:04'44.234	1'31.783	-0.635	157,794
1	K. SOFUOGLU	TUR	Kawasaki Puccetti Racing	Kawasaki ZX-6R	09:06'15.319	1'31.085	-0.698	159,003
1	K. SOFUOGLU	TUR	Kawasaki Puccetti Racing	Kawasaki ZX-6R	09:07'46.232	1'30.913	-0.172	159,304

Start End The results are provisional until the end of the time limit for protests and appeals
28/05/2017 09:00 09:16 and the completion of the technical checks.

These data/results cannot be reproduced, stored and/or transmitted in whole or in part by any manner of electronic, mechanical, photocopying, recording, broadcasting or otherwise now known or herein after developed without the previous express consent by the copyright owner, except for reproduction in daily press and regular printed publications on sale to the public within 60 days of the event related to those data/results and always provided that copyright symbol appears together as follows below.

© DORNA WSBK ORGANIZATION Srl 2017



UK Round, 26-27-28 May 2017

World Supersport - Ideal Times Warm Up

No.	Rider	Nat	Bike	Seg. 1	Seg. 2	Seg. 3	Seg. 4	Seg. 5	Ideal Time		
				Diff. 1	Diff. 2	Diff. 3	Diff. 4	Diff. 5	Best Lap	Pos.	Diff.
1	1 K. SOFUOGLU	TUR	Kawasaki ZX-6R	19.458	24.730 0.020	11.891 0.090	11.065 0.006	23.653	1'30.797 1'30.913	2	0.116
2	64 F. CARICASULO	ITA	Yamaha YZF R6	19.866 0.053	24.730 0.030	11.924	11.175	23.720	1'31.415 1'31.498	4	0.083
3	111 K. SMITH	GBR	Honda CBR600RR	19.548	24.838	11.975	11.137 0.067	23.918	1'31.416 1'31.483	3	0.067
4	99 P. JACOBSEN	USA	MV Agusta F3 675	19.734	24.763	11.972 0.008	11.110 0.029	24.065 0.191	1'31.644 1'31.872	5	0.228
5	81 L. STAPLEFORD	GBR	Triumph Daytona 675	19.814 0.074	24.897 0.177	11.914 0.108	11.152 0.011	23.936 0.001	1'31.713 1'32.084	9	0.371
6	16 J. CLUZEL	FRA	Honda CBR600RR	19.654 0.082	24.958 0.012	12.015 0.042	11.249 0.035	23.939	1'31.815 1'31.986	7	0.171
7	77 K. RYDE	GBR	Kawasaki ZX-6R	19.647 0.060	24.984	11.940 0.170	11.159 0.094	24.091	1'31.821 1'32.145	12	0.324
8	14 J. KENNEDY	IRL	Triumph Daytona 675	19.756 0.017	24.918	11.990	11.184	24.050 0.023	1'31.898 1'31.938	6	0.040
9	144 L. MAHIAS	FRA	Yamaha YZF R6	19.836	24.981 0.019	11.997 0.021	11.172	23.913 0.087	1'31.899 1'32.026	8	0.127
10	40 J. FRANCIS	GBR	Yamaha YZF R6	19.664	24.988	12.043	11.158 0.069	24.074 0.100	1'31.927 1'32.096	10	0.169
11	4 G. REA	GBR	Kawasaki ZX-6R	19.770 0.132	25.042	11.987 0.047	11.246	23.884	1'31.929 1'32.108	11	0.179
12	13 A. WEST	AUS	Yamaha YZF R6	19.905 0.060	25.061 0.008	11.983	11.211 0.119	23.842 0.021	1'32.002 1'32.210	13	0.208
13	61 A. ZACCONE	ITA	MV Agusta F3 675	19.893 0.101	24.965 0.094	12.008 0.140	11.238	24.186	1'32.290 1'32.625	17	0.335
14	32 S. MORAIS	RSA	Yamaha YZF R6	19.837	25.106	12.023	11.225	24.148 0.051	1'32.339 1'32.390	14	0.051
15	66 N. TUULI	FIN	Yamaha YZF R6	19.731	25.008	11.955 0.037	11.249 0.014	24.406 0.011	1'32.349 1'32.411	15	0.062
16	11 C. GAMARINO	ITA	Honda CBR600RR	19.893	25.159	11.995 0.045	11.299 0.140	24.080	1'32.426 1'32.611	16	0.185
17	38 H. SOOMER	EST	Honda CBR600RR	19.807 0.154	25.194 0.297	12.013 0.133	11.161	24.304 0.002	1'32.479 1'33.065	21	0.586
18	44 R. ROLFO	ITA	MV Agusta F3 675	19.959 0.144	25.078	12.069 0.013	11.309	24.220	1'32.635 1'32.792	18	0.157
19	25 A. BALDOLINI	ITA	MV Agusta F3 675	19.798 0.028	25.218 0.142	12.163 0.011	11.353 0.005	24.199 0.054	1'32.731 1'32.971	19	0.240
20	47 R. HARTOG	NED	Kawasaki ZX-6R	19.892	25.179 0.059	11.874	11.483 0.261	24.319 0.337	1'32.747 1'33.404	26	0.657
21	63 Z. KHAIRUDDIN	MAS	Kawasaki ZX-6R	20.040 0.002	25.213 0.320	12.006	11.371	24.139 0.048	1'32.769 1'33.139	22	0.370
22	26 K. WATANABE	JPN	Kawasaki ZX-6R	19.811	25.208	12.193	11.409 0.021	24.286 0.102	1'32.907 1'33.030	20	0.123
23	78 H. OKUBO	JPN	Honda CBR600RR	20.072 0.219	25.149 0.411	12.098 0.087	11.324	24.334 0.113	1'32.977 1'33.807	30	0.830
24	10 N. CALERO	ESP	Kawasaki ZX-6R	20.067 0.249	25.286	12.050	11.278	24.329	1'33.010 1'33.259	23	0.249
25	74 J. VAN SIKKELERUS	NED	Yamaha YZF R6	20.105 0.016	25.279 0.023	12.096 0.057	11.384 0.110	24.204	1'33.068 1'33.274	24	0.206
26	56 P. SEBESTYÉN	HUN	Kawasaki ZX-6R	20.061 0.141	25.222	12.056 0.068	11.364 0.067	24.428 0.057	1'33.131 1'33.464	28	0.333
27	95 D. ALLINGHAM	GBR	Yamaha YZF R6	19.845	25.079	11.922 0.094	11.583 0.025	24.740 0.086	1'33.169 1'33.374	25	0.205
28	65 M. CANDUCCI	ITA	Kawasaki ZX-6R	20.024 0.011	25.218	11.948	11.556 0.152	24.459 0.036	1'33.205 1'33.404	27	0.199
29	70 R. MULHAUSER	SUI	Honda CBR600RR	20.083 0.082	25.322	12.086 0.068	11.292	24.512 0.031	1'33.295 1'33.476	29	0.181
30	92 H. KUNIKAWA	JPN	Honda CBR600RR	20.216 0.231	25.644 0.015	12.116 0.014	11.656 0.022	24.501 0.189	1'34.133 1'34.604	32	0.471
31	73 J. CRETARO	ITA	Suzuki GSX-R600	20.436	25.560	12.282 0.040	11.604 0.103	24.561	1'34.443 1'34.586	31	0.143
32	69 X. CARDELUS GARCIA	AND	MV Agusta F3 675	20.677	25.968	12.334 0.119	11.687	24.738 0.044	1'35.404 1'35.567	33	0.163
33	48 G. SCARCELLA	AUS	Honda CBR600RR	20.629 0.138	25.974 0.045	12.353 0.012	11.817 0.033	24.779	1'35.552 1'35.780	34	0.228

28/05/2017

These data/results cannot be reproduced, stored and/or transmitted in whole or in part by any manner of electronic, mechanical, photocopying, recording, broadcasting or otherwise now known or herein after developed without the previous express consent by the copyright owner, except for reproduction in daily press and regular printed publications on sale to the public within 60 days of the event related to those data/results and always provided that copyright symbol appears together as follows below.

© DORNA WSBK ORGANIZATION Srl 2017

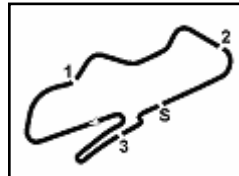
FICR PERUGIA TIMING



Official Tyre Supplier



Official Timekeeper



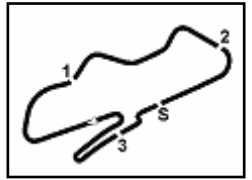
UK Round, 26-27-28 May 2017

World Supersport - Ideal Times Warm Up

No. Rider	Nat	Bike	Seg. 1	Seg. 2	Seg. 3	Seg. 4	Seg. 5	Ideal Time		
			Diff. 1	Diff. 2	Diff. 3	Diff. 4	Diff. 5	Best Lap	Pos.	Diff.
Overall Ideal Time			19.458	24.730	11.874	11.065	23.653	1'30.780		

28/05/2017
 These data/results cannot be reproduced, stored and/or transmitted in whole or in part by any manner of electronic, mechanical, photocopying, recording, broadcasting or otherwise now known or herein after developed without the previous express consent by the copyright owner, except for reproduction in daily press and regular printed publications on sale to the public within 60 days of the event related to those data/results and always provided that copyright symbol appears together as follows below.
 © DORNA WSBK ORGANIZATION Srl 2017



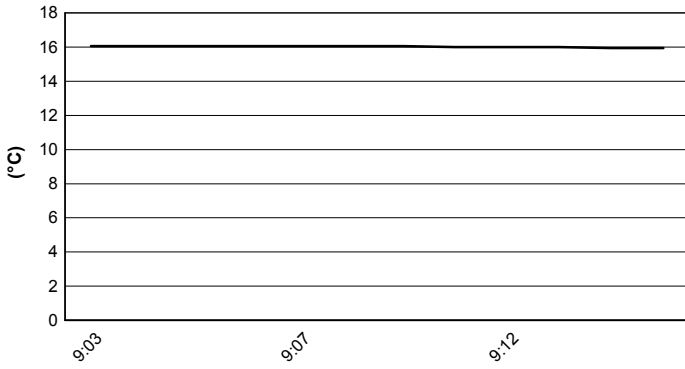


Donington Park 4.023 m


UK Round, 26-27-28 May 2017
World Supersport - Weather Report Warm Up

Session started 9:00 Session ended 9:16


Air Temperature



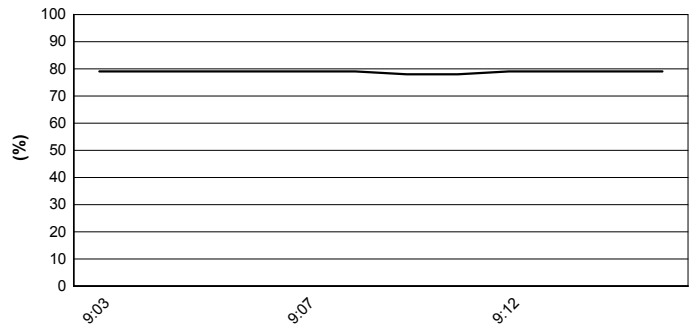
Track Temperature



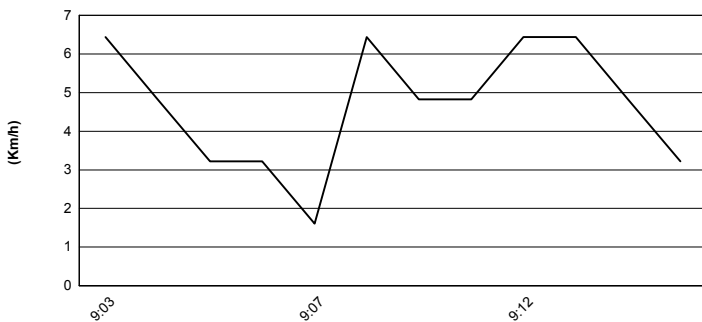
Air Pressure



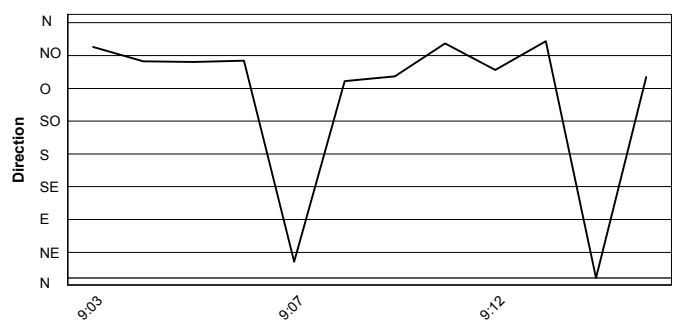
Humidity



Wind Speed



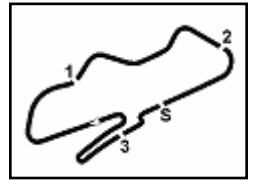
Wind Direction



28/05/2017

These data/results cannot be reproduced, stored and/or transmitted in whole or in part by any manner of electronic, mechanical, photocopying, recording, broadcasting or otherwise now known or herein after developed without the previous express consent by the copyright owner, except for reproduction in daily press and regular printed publications on sale to the public within 60 days of the event related to those data/results and always provided that copyright symbol appears together as follows below.
© DORNA WSBK ORGANIZATION Srl 2017





Donington Park 4.023 m

UK Round, 26-27-28 May 2017

World Supersport - Starting Grid

20 Laps x 4,023 km = 80,460 km

1	1 SOFUOGLU K. Kawasaki 1'30.904 SP2	2	144 MAHIAS L. Yamaha 1'30.971 SP2	3	16 CLUZEL J. Honda 1'31.485 SP2
2	81 STAPLEFORD L. Triumph 1'31.559 SP2	5	14 KENNEDY J. Triumph 1'31.565 SP2	6	99 JACOBSEN P. MV Agusta 1'31.622 SP2
3	40 FRANCIS J. Yamaha 1'31.656 SP2	8	111 SMITH K. Honda 1'31.903 SP2	9	4 REA G. Kawasaki 1'32.067 SP2
4	32 MORAIS S. Yamaha 1'32.109 SP2	11	11 GAMARINO C. Honda 1'32.144 SP2	12	78 OKUBO H. Honda 1'32.192 SP2
5	64 CARICASULO F. Yamaha 1'32.073 SP1	14	77 RYDE K. Kawasaki 1'32.178 SP1	15	38 SOOMER H. Honda 1'32.282 SP1
6	13 WEST A. Yamaha 1'32.452 SP1	17	65 CANDUCCI M. Kawasaki 1'32.479 SP1	18	25 BALDOLINI A. MV Agusta 1'32.695 SP1
7	95 ALLINGHAM D. Yamaha 1'32.751 SP1	20	63 KHAIRUDDIN Z. Kawasaki 1'32.863 SP1	21	44 ROLFO R. MV Agusta 1'32.865 SP1
8	61 ZACCONE A. MV Agusta 1'32.922 SP1	23	70 MULHAUSER R. Honda 1'33.006 SP1	24	66 TUULI N. Yamaha 1'33.295 SP1
9	74 VAN SIKKELERUS J. Yamaha 1'33.663 SP1	26	26 WATANABE K. Kawasaki 1'33.714 SP1	27	83 EPIS L. Kawasaki 1'33.805 SP1
10	56 SEBESTYÉN P. Kawasaki 1'34.203 SP1	29	10 CALERO N. Kawasaki 1'34.282 SP1	30	47 HARTOG R. Kawasaki 1'34.511 SP1
11	73 CRETARO J. Suzuki 1'34.676 SP1	32	48 SCARCELLA G. Honda 1'35.688 SP1	33	92 KUNIKAWA H. Honda 1'36.128 SP1
12	69 CARDELUS GARCIA X. MV Agusta 1'36.517 SP1				

28/05/2017 Jury President

..... Race Director

These data/results cannot be reproduced, stored and/or transmitted in whole or in part by any manner of electronic, mechanical, photocopying, recording, broadcasting or otherwise now known or herein after developed without the previous express consent by the copyright owner, except for reproduction in daily press and regular printed publications on sale to the public within 60 days of the event related to those data/results and always provided that copyright symbol appears together as follows below.

© DORNA WSBK ORGANIZATION Srl 2017

FICR PERUGIA TIMING



Official Tyre Supplier



Official Timekeeper