

UK Round, 26-27-28 May 2017

World Supersport 300 - Results Race

Donington Park 4.023 m

Laps 13 = 52,299 Km - Time Of Race 23'07.066 - Avg. 135,737 km/h

1 / 2

Pos	Race	Grid	No. Rider	Nat	Team	Bike	LL	Gap	Fastest Lap	Speed	Qualifying		Ranking		
											Time	Speed	R	Tot	Pos
1	3	88	M. PEREZ	ESP	WILSport Racedays	Honda CBR500R	13		1'45.646	176,5	1'46.553	174,5	25	47	3
2	6	41	M. GARCIA	ESP	Halcourier Racing	Yamaha YZF-R3	13	0.067	1'45.660	177,9	1'46.804	178,5	20	55	2
3	8	75	S. DEROUE	NED	MTM HS Kawasaki	Kawasaki Ninja 300	13	9.033	1'46.265	175,6	1'46.959	175,9	16	71	1
4	21	80	A. PONTONE	ITA	IODARacing	Yamaha YZF-R3	13	9.279	1'45.994	178,8	1'48.614	176,8	13	15	16
5	11	6	R. SCHOTMAN	NED	GRT Yamaha WorldSSP300 Team	Yamaha YZF-R3	13	9.383	1'45.825	175,9	1'47.469	175,0	11	18	12
6	15	28	P. GIACOMINI	ITA	Terra e Moto	Yamaha YZF-R3	13	9.455	1'45.737	178,8	1'47.734	173,6	10	17	13
7	13	12	A. RUSMIPUTRO	INA	Pertamina Almeria Racing Team	Yamaha YZF-R3	13	9.752	1'46.358	179,1	1'47.293	179,7	9	11	18
8	17	33	D. VALLE	ESP	Halcourier Racing	Yamaha YZF-R3	13	9.946	1'45.877	181,8	1'47.777	178,5	8	31	7
9	14	2	A. CARRASCO	ESP	ETG Racing	Kawasaki Ninja 300	13	10.300	1'46.358	180,3	1'47.449	179,7	7	26	8
10	16	18	A. MURLEY	GBR	Team Toth	Yamaha YZF-R3	13	10.900	1'46.110	179,1	1'47.742	177,9	6	16	15
11	7	99	P. GRASSIA	ITA	3570 Made in CIV	Kawasaki Ninja 300	13	12.918	1'46.583	176,8	1'46.883	175,3	5	23	10
12	5	20	D. LOUREIRO	RSA	DS Junior Team	Yamaha YZF-R3	13	21.519	1'47.126	175,9	1'46.717	176,5	4	33	6
13	20	27	F. ROVELLI	ITA	ParkinGO DS Junior Team	Yamaha YZF-R3	13	22.356	1'46.317	179,4	1'48.591	175,6	3	3	25
14	9	95	G. DE GRUTTOLA	ITA	SK Racing	Yamaha YZF-R3	13	22.591	1'46.711	174,8	1'47.094	179,4	2	25	9
15	18	84	M. CARBONERA	ITA	SK Racing	Yamaha YZF-R3	13	22.711	1'46.575	176,8	1'48.274	176,2	1	1	27
16	19	14	E. DE LA VEGA	FRA	GRT Yamaha WorldSSP300 Team	Yamaha YZF-R3	13	22.949	1'45.911	179,4	1'48.590	175,3			
17	23	13	J. FACCO	ITA	Bierreti By 2R	Yamaha YZF-R3	13	23.572	1'47.033	177,0	1'48.742	175,0	4	23	
18	25	35	A. TRIGLIA	ITA	Scuderia Maranga Racing	Honda CBR500R	13	32.990	1'47.627	175,3	1'48.943	176,2			
19	24	17	G. NODERER	GER	Scuderia Maranga Racing	Honda CBR500R	13	33.174	1'47.642	175,3	1'48.787	175,0	2	26	
20	30	121	K. PATOVA	FIN	Kallio Racing	Yamaha YZF-R3	13	38.874	1'48.771	178,5	1'50.257	174,2	5	22	
21	27	62	J. SCHULTZ	RSA	DDM by BWG_Bike & Motor RT_Grimaldi	Kawasaki Ninja 300	13	38.875	1'48.278	174,2	1'49.348	173,1			
22	2	25	B. SANCHEZ	ESP	Halcourier Racing	Yamaha YZF-R3	13	42.498	1'46.420	173,9	1'46.442	179,7	39	5	
23	35	19	E. ROVELLI	ITA	ParkinGO DS Junior Team	Yamaha YZF-R3	13	44.187	1'48.322	176,8	1'51.940	169,3			
24	29	64	A. PAK	TUR	Kawasaki Puccetti Racing	Kawasaki Ninja 300	13	48.846	1'48.202	175,3	1'49.919	173,6			
25	33	26	L. HOPKINS	GBR	Hopkins Racing	Kawasaki Ninja 300	13	49.109	1'48.325	177,6	1'50.919	175,9			
26	31	21	A. BIDDLE	NZL	Sourz Foods - Benjan Racing	Kawasaki Ninja 300	13	51.229	1'49.123		1'50.394	174,8			
27	34	53	V. GRIMOUX	FRA	Team Toth	Yamaha YZF-R3	13	1'00.158	1'49.294	170,3	1'51.020	168,2			
28	32	7	N. SETTIMO	ITA	Bierreti By 2R	Yamaha YZF-R3	13	1'04.162	1'50.177	175,0	1'50.837	175,0			
29	36	11	N. CUPAIOLI	ITA	3ENNE#Racing	Yamaha YZF-R3	13	1'35.582	1'52.311	169,0	1'52.587	172,0			
-----Not Classified-----															
RET	26	9	R. DOORAKKERS	NED	MVR Racing	Yamaha YZF-R3	8	5 Laps	1'53.155	172,2	1'49.302	171,4	7	21	
RET	28	130	R. FERREIRA	BRA	Kallio Racing	Yamaha YZF-R3	5	8 Laps	1'49.010	172,5	1'49.623	174,8			
RET	4	79	C. TAYLOR	GBR	MTM HS Kawasaki	Kawasaki Ninja 300	4	9 Laps	1'46.793	179,7	1'46.569	177,6			
RET	12	22	M. KALININ	UKR	Team MOTOXRACING	Yamaha YZF-R3	3	10 Laps	1'46.160	175,9	1'47.851	174,2	16	14	
RET	10	23	M. BASTIANELLI	ITA	3570 Made in CIV	Kawasaki Ninja 300	3	10 Laps	1'46.767	179,7	1'47.282	175,6	4	24	
RET	22	87	A. LICCIARDI	BEL	Team Trasimeno	Yamaha YZF-R3	2	11 Laps	1'46.738	178,2	1'48.657	172,5	11	17	
-----Disqualified-----															
DSQ	1	15	A. COPPOLA	ITA	SK Racing	Yamaha YZF-R3	13	0.000	1'45.950	178,2	1'46.150	175,9	41	4	

AIR	Humidity:	75%	Temp:	17°C
TRACK	Condition:	Dry	Temp:	28°C

Records	Pole (SP2)	2017	A.Coppola	1'46.150	136,44 Km/h
	Circuit (SP2)	2017	A.Coppola	1'46.150	136,44 Km/h
Race Fastest lap	(New Record)	Lap 11	M.Perez	1'45.646	137,09 Km/h

Start 28/05/2017 11:05 End 11:30 The results are provisional until the end of the time limit for protests and appeals and the completion of the technical checks.

These data/results cannot be reproduced, stored and/or transmitted in whole or in part by any manner of electronic, mechanical, photocopying, recording, broadcasting or otherwise now known or herein after developed without the previous express consent by the copyright owner, except for reproduction in daily press and regular printed publications on sale to the public within 60 days of the event related to those data/results and always provided that copyright symbol appears together as follows below.

© DORNA WSBK ORGANIZATION Srl 2017

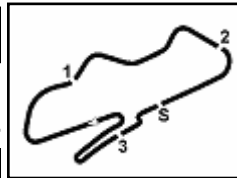
FIKR PERUGIA TIMING



Official Tyre Supplier



Official Timekeeper



UK Round, 26-27-28 May 2017

World Supersport 300 - Results Race

LAP LEADERS					
No.	Rider	From	To	Laps	Total
88	M. PEREZ	1	7	7	
15	A. COPPOLA	8	9	2	
41	M. GARCIA	10	10	1	1
88	M. PEREZ	11	11	1	8
15	A. COPPOLA	12	13	2	4

TOTAL LEADER LAPS					
No.	Rider	Laps			
15	A. COPPOLA	16	6	R. SCHOTMAN	2
88	M. PEREZ	13	25	B. SÁNCHEZ	1
22	M. KALININ	4			
20	D. LOUREIRO	3			
41	M. GARCIA	3			
75	S. DEROUE	3			
2	A. CARRASCO	2			

N.15 (Coppola A.) has been disqualified due to an infringement of the art. 2.7.8.2 and 2.7.8.3

Race Highlights

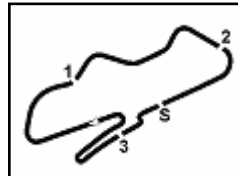
Time	No.	Rider	Description
11.02.51			Warm-up Lap Start
11.05.49			Start
11.08.26	9	Doorakkers	Crashed - Turn 4
11.08.36			No Jump Start
11.08.57	9	Doorakkers	Re-joined
11.10.07	87	Licciardi	Crashed - Turn 4
11.10.33	87	Licciardi	Medical Centre
11.11.49	87	Licciardi	Out
11.12.01	23	Bastianelli	Crashed - Turn 4
11.12.55	22	Kalinin	Crashed - Turn 12
11.13.20	23	Bastianelli	Out
11.13.31	22	Kalinin	Out
11.14.07	79	Taylor	Technical Problem - Turn 5
11.14.28	79	Taylor	Out
11.16.17	130	Ferreira	Crashed - Turn 8
11.16.52	25	Sánchez	Crashed - Re-Joined - Turn 11
11.17.48	130	Ferreira	Out
11.18.20	130	Ferreira	Medical Centre
11.21.42	9	Doorakkers	Entered Pits
11.22.49	9	Doorakkers	Retired
11.28.33	14	De La Vega	On the Gravel - Re-Joined - Turn 8
11.30.30			End Of Session

Start 11:05 End 11:30 The results are provisional until the end of the time limit for protests and appeals and the completion of the technical checks.

28/05/2017 11:05 11:30

These data/results cannot be reproduced, stored and/or transmitted in whole or in part by any manner of electronic, mechanical, photocopying, recording, broadcasting or otherwise now known or herein after developed without the previous express consent by the copyright owner, except for reproduction in daily press and regular printed publications on sale to the public within 60 days of the event related to those data/results and always provided that copyright symbol appears together as follows below.

© DORNA WSBK ORGANIZATION Srl 2017



Donington Park 4.023 m

UK Round, 26-27-28 May 2017

World Supersport 300 - Lap Chart Race

1 / 3

	Lap												
	1	2	3	4	5	6	7	8	9	10	11	12	13
1	88	88	88	88	88	88	88	15	15	41	88	15	15
2	79	41	41	15	15	15	41	88	88	15	15	88	88
3	15	15	15	41	41	41	15	41	41	88	41	41	41
4	25	25	22	25	25	75	75	75	33	75	75	80	75
5	41	79	25	79	75	33	33	33	75	33	6	75	80
6	22	22	79	33	33	6	6	6	6	6	12	6	6
7	75	6	75	75	6	80	12	12	12	12	80	28	28
8	6	75	95	6	95	12	18	80	80	80	33	33	12
9	95	95	33	18	12	14	80	18	18	18	18	12	33
10	12	18	6	95	18	18	99	2	14	2	28	18	2
11	18	33	18	12	2	2	2	14	2	14	2	14	18
12	99	12	12	80	80	99	14	99	28	28	14	2	99
13	33	2	2	2	14	28	28	28	99	99	99	99	20
14	14	14	14	14	99	95	95	95	95	95	95	20	27
15	2	87	99	99	28	27	27	27	20	20	20	84	95
16	87	99	80	28	27	20	20	20	84	84	84	95	84
17	28	80	23	27	17	17	84	84	27	27	27	27	14
18	80	28	27	84	35	13	17	13	13	13	13	13	13
19	23	23	28	13	84	84	13	17	17	17	17	17	35
20	27	27	13	35	13	35	35	35	35	35	35	35	17
21	84	13	17	17	20	121	121	121	121	121	121	121	121
22	9	17	84	20	62	62	62	62	62	62	62	62	62
23	13	35	35	121	121	19	19	19	19	19	25	25	25
24	17	84	121	130	130	21	21	21	21	21	19	19	19
25	35	62	20	62	19	26	64	26	25	25	21	64	64
26	130	121	130	21	21	64	26	64	26	26	64	26	26
27	121	130	62	19	26	7	53	25	64	64	26	21	21
28	62	21	21	64	64	53	25	53	53	53	53	53	53
29	21	20	19	26	7	25	7	7	7	7	7	7	7
30	64	19	26	7	53	11	11	11	11	11	11	11	11
31	53	64	64	53	11	9	9	9					
32	19	26	53	11	9								
33	7	53	7	9									
34	26	7	11										
35	20	11	9										
36	11	9											

Final Result		
1	88 M. PEREZ	Laps 13
2	41 M. GARCIA	0.067
3	75 S. DEROUÉ	9.033
4	80 A. PONTONE	9.279
5	6 R. SCHOTMAN	9.383
6	28 P. GIACOMINI	9.455
7	12 A. RUSMIPUTRO	9.752
8	33 D. VALLE	9.946
9	2 A. CARRASCO	10.300
10	18 A. MURLEY	10.900
11	99 P. GRASSIA	12.918
12	20 D. LOUREIRO	21.519
13	27 F. ROVELLI	22.356
14	95 G. DE GRUTTOLA	22.591
15	84 M. CARBONERA	22.711
16	14 E. DE LA VEGA	22.949
17	13 J. FACCO	23.572
18	35 A. TRIGLIA	32.990
19	17 G. NODERER	33.174
20	121 K. PATOVA	38.874
21	62 J. SCHULTZ	38.875
22	25 B. SÁNCHEZ	42.498
23	19 E. ROVELLI	44.187
24	64 A. PAK	48.846
25	26 L. HOPKINS	49.109
26	21 A. BIDDLE	51.229
27	53 V. GRIMOUX	1'00.158
28	7 N. SETTIMO	1'04.162
29	11 N. CUPAIOLI	1'35.582
RET	9 R. DOORAKKERS	5 Laps
RET	130 R. FERREIRA	8 Laps
RET	79 C. TAYLOR	9 Laps
RET	22 M. KALININ	10 Laps
RET	23 M. BASTIANELLI	10 Laps
RET	87 A. LICCIARDI	11 Laps
DSQ	15 A. COPPOLA	9:99'8.6

28/05/2017

These data/results cannot be reproduced, stored and/or transmitted in whole or in part by any manner of electronic, mechanical, photocopying, recording, broadcasting or otherwise now known or herein after developed without the previous express consent by the copyright owner, except for reproduction in daily press and regular printed publications on sale to the public within 60 days of the event related to those data/results and always provided that copyright symbol appears together as follows below.

© DORNA WSBK ORGANIZATION Srl 2017

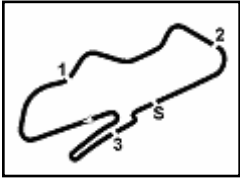
FCR PERUGIA TIMING



Official Tyre Supplier



Official Timekeeper



Donington Park 4.023 m

UK Round, 26-27-28 May 2017

World Supersport 300 - Lap Chart Race

2 / 3

Lap 1

1	88 M.Perez (ESP)	
2	79 C.Taylor (GBR)	0.558
3	15 A.Coppola (ITA)	0.675
4	25 B.Sánchez (ESP)	0.958
5	41 M.Garcia (ESP)	1.329
6	22 M.Kalinin (UKR)	1.595
7	75 S.Deroue (NED)	1.907
8	6 R.Schotman (NED)	2.013
9	95 G.De Gruttola (ITA)	2.335
10	12 A.Rusmiputro (INA)	2.356
11	18 A.Murley (GBR)	2.561
12	99 P.Grassia (ITA)	2.694
13	33 D.Valle (ESP)	2.862
14	14 E.De La Vega (FRA)	3.430
15	2 A.Carrasco (ESP)	3.456
16	87 A.Licciardi (BEL)	3.731
17	28 P.Giacomini (ITA)	4.144
18	80 A.Pontone (ITA)	4.162
19	23 M.Bastianelli (ITA)	4.495
20	27 F.Rovelli (ITA)	4.682
21	84 M.Carbonera (ITA)	4.765
22	9 R.Doorakkers (NED)	5.135
23	13 J.Facco (ITA)	5.313
24	17 G.Noderer (GER)	5.389
25	35 A.Triglia (ITA)	5.905
26	130 R.Ferreira (BRA)	6.197
27	121 K.Patova (FIN)	6.298
28	62 J.Schultz (RSA)	6.837
29	21 A.Biddle (NZL)	7.344
30	64 A.Pak (TUR)	8.242
31	53 V.Grimoux (FRA)	8.375
32	19 E.Rovelli (ITA)	8.438
33	7 N.Settimo (ITA)	8.673
34	26 L.Hopkins (GBR)	8.989
35	20 D.Loureiro (RSA)	9.047
36	11 N.Cupaioli (ITA)	10.238

Lap 3

1	88 M.Perez (ESP)	
2	41 M.Garcia (ESP)	0.177
3	15 A.Coppola (ITA)	0.502
4	22 M.Kalinin (UKR)	0.596
5	25 B.Sánchez (ESP)	0.796
6	79 C.Taylor (GBR)	1.170
7	75 S.Deroue (NED)	2.317
8	95 G.De Gruttola (ITA)	2.423
9	33 D.Valle (ESP)	2.641
10	6 R.Schotman (NED)	2.745
11	18 A.Murley (GBR)	2.840
12	12 A.Rusmiputro (INA)	3.216
13	2 A.Carrasco (ESP)	3.445
14	14 E.De La Vega (FRA)	3.763
15	99 P.Grassia (ITA)	3.840
16	80 A.Pontone (ITA)	4.146
17	23 M.Bastianelli (ITA)	4.915
18	27 F.Rovelli (ITA)	5.209
19	28 P.Giacomini (ITA)	5.404
20	13 J.Facco (ITA)	8.158
21	17 G.Noderer (GER)	8.646
22	84 M.Carbonera (ITA)	8.757
23	35 A.Triglia (ITA)	9.080
24	121 K.Patova (FIN)	11.276
25	20 D.Loureiro (RSA)	11.343
26	130 R.Ferreira (BRA)	11.726
27	62 J.Schultz (RSA)	12.190
28	21 A.Biddle (NZL)	13.301
29	19 E.Rovelli (ITA)	14.435
30	26 L.Hopkins (GBR)	16.937
31	64 A.Pak (TUR)	17.124
32	53 V.Grimoux (FRA)	17.693
33	7 N.Settimo (ITA)	17.898
34	11 N.Cupaioli (ITA)	21.739
35	9 R.Doorakkers (NED)	1'05.506

2	15 A.Coppola (ITA)	0.294
3	41 M.Garcia (ESP)	0.530
4	25 B.Sánchez (ESP)	2.151
5	75 S.Deroue (NED)	2.568
6	33 D.Valle (ESP)	2.669
7	6 R.Schotman (NED)	3.239
8	95 G.De Gruttola (ITA)	4.146
9	12 A.Rusmiputro (INA)	4.480
10	18 A.Murley (GBR)	4.609
11	2 A.Carrasco (ESP)	4.875
12	80 A.Pontone (ITA)	5.020
13	14 E.De La Vega (FRA)	5.295
14	99 P.Grassia (ITA)	5.414
15	28 P.Giacomini (ITA)	8.116
16	27 F.Rovelli (ITA)	8.765
17	17 G.Noderer (GER)	12.726
18	35 A.Triglia (ITA)	13.036
19	84 M.Carbonera (ITA)	13.085
20	13 J.Facco (ITA)	13.455
21	20 D.Loureiro (RSA)	14.695
22	62 J.Schultz (RSA)	16.780
23	121 K.Patova (FIN)	16.844
24	130 R.Ferreira (BRA)	17.293
25	19 E.Rovelli (ITA)	20.516
26	21 A.Biddle (NZL)	20.907
27	26 L.Hopkins (GBR)	25.673
28	64 A.Pak (TUR)	25.827
29	7 N.Settimo (ITA)	26.756
30	53 V.Grimoux (FRA)	26.999
31	11 N.Cupaioli (ITA)	35.105
32	9 R.Doorakkers (NED)	1'20.255

10	99 P.Grassia (ITA)	7.885
11	2 A.Carrasco (ESP)	8.309
12	14 E.De La Vega (FRA)	8.492
13	28 P.Giacomini (ITA)	10.039
14	95 G.De Gruttola (ITA)	10.892
15	27 F.Rovelli (ITA)	15.221
16	20 D.Loureiro (RSA)	16.751
17	84 M.Carbonera (ITA)	17.733
18	17 G.Noderer (GER)	17.982
19	13 J.Facco (ITA)	18.636
20	35 A.Triglia (ITA)	18.890
21	121 K.Patova (FIN)	22.449
22	62 J.Schultz (RSA)	22.928
23	19 E.Rovelli (ITA)	27.571
24	21 A.Biddle (NZL)	28.791
25	64 A.Pak (TUR)	32.974
26	26 L.Hopkins (GBR)	33.403
27	53 V.Grimoux (FRA)	35.685
28	25 B.Sánchez (ESP)	36.048
29	7 N.Settimo (ITA)	36.162
30	11 N.Cupaioli (ITA)	51.291
31	9 R.Doorakkers (NED)	1'35.321

Lap 8

1	15 A.Coppola (ITA)	
2	88 M.Perez (ESP)	0.102
3	41 M.Garcia (ESP)	0.164
4	75 S.Deroue (NED)	4.588
5	33 D.Valle (ESP)	4.602
6	6 R.Schotman (NED)	4.754
7	12 A.Rusmiputro (INA)	7.738
8	80 A.Pontone (ITA)	8.251
9	18 A.Murley (GBR)	8.483
10	2 A.Carrasco (ESP)	8.673
11	14 E.De La Vega (FRA)	9.140
12	99 P.Grassia (ITA)	9.320
13	28 P.Giacomini (ITA)	9.321
14	95 G.De Gruttola (ITA)	11.333
15	27 F.Rovelli (ITA)	16.872
16	20 D.Loureiro (RSA)	17.046
17	84 M.Carbonera (ITA)	17.318
18	13 J.Facco (ITA)	18.740
19	17 G.Noderer (GER)	19.287
20	35 A.Triglia (ITA)	19.510
21	121 K.Patova (FIN)	24.351
22	62 J.Schultz (RSA)	24.932
23	19 E.Rovelli (ITA)	29.840
24	21 A.Biddle (NZL)	31.526
25	26 L.Hopkins (GBR)	35.299
26	64 A.Pak (TUR)	35.629
27	25 B.Sánchez (ESP)	36.532
28	53 V.Grimoux (FRA)	37.972
29	7 N.Settimo (ITA)	39.332
30	11 N.Cupaioli (ITA)	58.344
31	9 R.Doorakkers (NED)	

Lap 2

1	88 M.Perez (ESP)	
2	41 M.Garcia (ESP)	0.228
3	15 A.Coppola (ITA)	0.392
4	25 B.Sánchez (ESP)	0.617
5	79 C.Taylor (GBR)	0.990
6	22 M.Kalinin (UKR)	0.994
7	6 R.Schotman (NED)	2.174
8	75 S.Deroue (NED)	2.241
9	95 G.De Gruttola (ITA)	2.325
10	18 A.Murley (GBR)	2.464
11	33 D.Valle (ESP)	2.498
12	12 A.Rusmiputro (INA)	2.695
13	2 A.Carrasco (ESP)	3.225
14	14 E.De La Vega (FRA)	3.596
15	87 A.Licciardi (BEL)	3.708
16	99 P.Grassia (ITA)	3.870
17	80 A.Pontone (ITA)	4.227
18	28 P.Giacomini (ITA)	4.382
19	23 M.Bastianelli (ITA)	4.761
20	27 F.Rovelli (ITA)	4.907
21	13 J.Facco (ITA)	6.534
22	17 G.Noderer (GER)	7.016
23	35 A.Triglia (ITA)	7.162
24	84 M.Carbonera (ITA)	7.454
25	62 J.Schultz (RSA)	8.831
26	121 K.Patova (FIN)	9.012
27	130 R.Ferreira (BRA)	9.222
28	21 A.Biddle (NZL)	9.706
29	20 D.Loureiro (RSA)	10.610
30	19 E.Rovelli (ITA)	11.912
31	64 A.Pak (TUR)	13.482
32	26 L.Hopkins (GBR)	13.643
33	53 V.Grimoux (FRA)	13.954
34	7 N.Settimo (ITA)	14.214
35	11 N.Cupaioli (ITA)	15.788
36	9 R.Doorakkers (NED)	56.857

Lap 4

1	88 M.Perez (ESP)	
2	15 A.Coppola (ITA)	0.125
3	41 M.Garcia (ESP)	0.370
4	25 B.Sánchez (ESP)	1.222
5	79 C.Taylor (GBR)	1.449
6	33 D.Valle (ESP)	1.991
7	75 S.Deroue (NED)	2.399
8	6 R.Schotman (NED)	3.177
9	18 A.Murley (GBR)	3.298
10	95 G.De Gruttola (ITA)	3.392
11	12 A.Rusmiputro (INA)	3.694
12	80 A.Pontone (ITA)	4.052
13	2 A.Carrasco (ESP)	4.066
14	14 E.De La Vega (FRA)	4.488
15	99 P.Grassia (ITA)	4.560
16	28 P.Giacomini (ITA)	6.572
17	27 F.Rovelli (ITA)	6.736
18	84 M.Carbonera (ITA)	10.530
19	13 J.Facco (ITA)	10.674
20	35 A.Triglia (ITA)	11.082
21	17 G.Noderer (GER)	11.212
22	20 D.Loureiro (RSA)	13.081
23	121 K.Patova (FIN)	13.981
24	130 R.Ferreira (BRA)	14.209
25	62 J.Schultz (RSA)	14.630
26	21 A.Biddle (NZL)	16.419
27	19 E.Rovelli (ITA)	16.890
28	64 A.Pak (TUR)	21.689
29	26 L.Hopkins (GBR)	21.723
30	7 N.Settimo (ITA)	22.617
31	53 V.Grimoux (FRA)	23.046
32	11 N.Cupaioli (ITA)	28.523
33	9 R.Doorakkers (NED)	1'13.153

Lap 6

1	88 M.Perez (ESP)	
2	15 A.Coppola (ITA)	0.307
3	41 M.Garcia (ESP)	0.386
4	75 S.Deroue (NED)	2.862
5	33 D.Valle (ESP)	2.921
6	6 R.Schotman (NED)	3.093
7	80 A.Pontone (ITA)	5.581
8	12 A.Rusmiputro (INA)	5.828
9	14 E.De La Vega (FRA)	6.084
10	18 A.Murley (GBR)	6.228
11	2 A.Carrasco (ESP)	6.606
12	99 P.Grassia (ITA)	6.763
13	28 P.Giacomini (ITA)	9.157
14	95 G.De Gruttola (ITA)	9.641
15	27 F.Rovelli (ITA)	12.447
16	20 D.Loureiro (RSA)	15.850
17	17 G.Noderer (GER)	16.122
18	13 J.Facco (ITA)	16.267
19	84 M.Carbonera (ITA)	16.337
20	35 A.Triglia (ITA)	16.699
21	121 K.Patova (FIN)	19.644
22	62 J.Schultz (RSA)	20.287
23	19 E.Rovelli (ITA)	24.594
24	21 A.Biddle (NZL)	25.263
25	26 L.Hopkins (GBR)	29.417
26	64 A.Pak (TUR)	29.550
27	7 N.Settimo (ITA)	31.303
28	53 V.Grimoux (FRA)	31.785
29	25 B.Sánchez (ESP)	34.264
30	11 N.Cupaioli (ITA)	43.753
31	9 R.Doorakkers (NED)	1'28.533

Lap 9

1	15 A.Coppola (ITA)	
2	88 M.Perez (ESP)	0.111
3	41 M.Garcia (ESP)	0.294
4	33 D.Valle (ESP)	5.487
5	75 S.Deroue (NED)	5.747
6	6 R.Schotman (NED)	5.889
7	12 A.Rusmiputro (INA)	8.083
8	80 A.Pontone (ITA)	8.841
9	18 A.Murley (GBR)	8.938
10	14 E.De La Vega (FRA)	9.494
11	2 A.Carrasco (ESP)	9.674
12	28 P.Giacomini (ITA)	9.782
13	99 P.Grassia (ITA)	9.955
14	95 G.De Gruttola (ITA)	12.379
15	20 D.Loureiro (RSA)	17.861
16	84 M.Carbonera (ITA)	18.761
17	27 F.Rovelli (ITA)	18.785
18	13 J.Facco (ITA)	19.234

28/05/2017

These data/results cannot be reproduced, stored and/or transmitted in whole or in part by any manner of electronic, mechanical, photocopying, recording, broadcasting or otherwise now known or herein after developed without the previous express consent by the copyright owner, except for reproduction in daily press and regular printed publications on sale to the public within 60 days of the event related to those data/results and always provided that copyright symbol appears together as follows below.

© DORNA WSBK ORGANIZATION Srl 2017

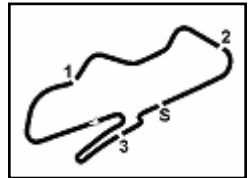
FCR PERUGIA TIMING



Official Tyre Supplier



Official Timekeeper



UK Round, 26-27-28 May 2017

World Supersport 300 - Lap Chart Race

19	17 G.Noderer (GER)	21.181	30	11 N.Cupaioli (ITA)	1'20.617
20	35 A.Triglia (ITA)	21.363			
21	121 K.Patova (FIN)	26.453			
22	62 J.Schultz (RSA)	26.918			
23	19 E.Rovelli (ITA)	33.057			
24	21 A.Biddle (NZL)	34.778			
25	25 B.Sánchez (ESP)	37.126			
26	26 L.Hopkins (GBR)	38.546			
27	64 A.Pak (TUR)	38.667			
28	53 V.Grimoux (FRA)	41.069			
29	7 N.Settimo (ITA)	43.573			
30	11 N.Cupaioli (ITA)	1'06.222			

Lap 10

1	41 M.Garcia (ESP)	
2	15 A.Coppola (ITA)	0.196
3	88 M.Perez (ESP)	0.401
4	75 S.Deroue (NED)	6.891
5	33 D.Valle (ESP)	7.016
6	6 R.Schotman (NED)	7.275
7	12 A.Rusmiputro (INA)	8.071
8	80 A.Pontone (ITA)	8.608
9	18 A.Murley (GBR)	9.103
10	2 A.Carrasco (ESP)	9.269
11	14 E.De La Vega (FRA)	9.537
12	28 P.Giacomini (ITA)	9.590
13	99 P.Grassia (ITA)	10.133
14	95 G.De Gruttola (ITA)	14.166
15	20 D.Loureiro (RSA)	18.207
16	84 M.Carbonera (ITA)	18.548
17	27 F.Rovelli (ITA)	18.923
18	13 J.Facco (ITA)	19.479
19	17 G.Noderer (GER)	23.344
20	35 A.Triglia (ITA)	23.558
21	121 K.Patova (FIN)	28.605
22	62 J.Schultz (RSA)	28.983
23	19 E.Rovelli (ITA)	36.545
24	21 A.Biddle (NZL)	37.639
25	25 B.Sánchez (ESP)	37.653
26	26 L.Hopkins (GBR)	40.935
27	64 A.Pak (TUR)	41.056
28	53 V.Grimoux (FRA)	45.602
29	7 N.Settimo (ITA)	48.291
30	11 N.Cupaioli (ITA)	1'12.338

Lap 11

1	88 M.Perez (ESP)	
2	15 A.Coppola (ITA)	0.157
3	41 M.Garcia (ESP)	0.401
4	75 S.Deroue (NED)	7.831
5	6 R.Schotman (NED)	8.032
6	12 A.Rusmiputro (INA)	8.382
7	80 A.Pontone (ITA)	8.555
8	33 D.Valle (ESP)	8.699
9	18 A.Murley (GBR)	9.166
10	28 P.Giacomini (ITA)	9.280
11	2 A.Carrasco (ESP)	9.786
12	14 E.De La Vega (FRA)	10.368
13	99 P.Grassia (ITA)	11.010
14	95 G.De Gruttola (ITA)	18.726
15	20 D.Loureiro (RSA)	19.492
16	84 M.Carbonera (ITA)	19.891
17	27 F.Rovelli (ITA)	20.183
18	13 J.Facco (ITA)	20.731
19	17 G.Noderer (GER)	26.631
20	35 A.Triglia (ITA)	27.024
21	121 K.Patova (FIN)	31.791
22	62 J.Schultz (RSA)	32.399
23	25 B.Sánchez (ESP)	39.628
24	19 E.Rovelli (ITA)	39.850
25	21 A.Biddle (NZL)	41.709
26	64 A.Pak (TUR)	43.211
27	26 L.Hopkins (GBR)	44.249
28	53 V.Grimoux (FRA)	50.073
29	7 N.Settimo (ITA)	53.677

Lap 12

1	15 A.Coppola (ITA)	
2	88 M.Perez (ESP)	0.097
3	41 M.Garcia (ESP)	0.465
4	80 A.Pontone (ITA)	8.421
5	75 S.Deroue (NED)	8.545
6	6 R.Schotman (NED)	8.868
7	28 P.Giacomini (ITA)	9.048
8	33 D.Valle (ESP)	9.271
9	12 A.Rusmiputro (INA)	9.411
10	18 A.Murley (GBR)	9.545
11	14 E.De La Vega (FRA)	9.843
12	2 A.Carrasco (ESP)	10.066
13	99 P.Grassia (ITA)	11.517
14	20 D.Loureiro (RSA)	20.506
15	84 M.Carbonera (ITA)	20.999
16	95 G.De Gruttola (ITA)	21.709
17	27 F.Rovelli (ITA)	22.163
18	13 J.Facco (ITA)	22.479
19	17 G.Noderer (GER)	29.612
20	35 A.Triglia (ITA)	29.762
21	121 K.Patova (FIN)	35.151
22	62 J.Schultz (RSA)	35.658
23	25 B.Sánchez (ESP)	41.220
24	19 E.Rovelli (ITA)	41.989
25	64 A.Pak (TUR)	46.141
26	26 L.Hopkins (GBR)	46.908
27	21 A.Biddle (NZL)	47.299
28	53 V.Grimoux (FRA)	54.867
29	7 N.Settimo (ITA)	58.532
30	11 N.Cupaioli (ITA)	1'28.352

Lap 13

1	15 A.Coppola (ITA)	
2	88 M.Perez (ESP)	0.174
3	41 M.Garcia (ESP)	0.241
4	75 S.Deroue (NED)	9.207
5	80 A.Pontone (ITA)	9.453
6	6 R.Schotman (NED)	9.557
7	28 P.Giacomini (ITA)	9.629
8	12 A.Rusmiputro (INA)	9.926
9	33 D.Valle (ESP)	10.120
10	2 A.Carrasco (ESP)	10.474
11	18 A.Murley (GBR)	11.074
12	99 P.Grassia (ITA)	13.092
13	20 D.Loureiro (RSA)	21.693
14	27 F.Rovelli (ITA)	22.530
15	95 G.De Gruttola (ITA)	22.765
16	84 M.Carbonera (ITA)	22.885
17	14 E.De La Vega (FRA)	23.123
18	13 J.Facco (ITA)	23.746
19	35 A.Triglia (ITA)	33.164
20	17 G.Noderer (GER)	33.348
21	121 K.Patova (FIN)	39.048
22	62 J.Schultz (RSA)	39.049
23	25 B.Sánchez (ESP)	42.672
24	19 E.Rovelli (ITA)	44.361
25	64 A.Pak (TUR)	49.020
26	26 L.Hopkins (GBR)	49.283
27	21 A.Biddle (NZL)	51.403
28	53 V.Grimoux (FRA)	1'00.332
29	7 N.Settimo (ITA)	1'04.336
30	11 N.Cupaioli (ITA)	1'35.756

28/05/2017

These data/results cannot be reproduced, stored and/or transmitted in whole or in part by any manner of electronic, mechanical, photocopying, recording, broadcasting or otherwise now known or herein after developed without the previous express consent by the copyright owner, except for reproduction in daily press and regular printed publications on sale to the public within 60 days of the event related to those data/results and always provided that copyright symbol appears together as follows below.

© DORNA WSBK ORGANIZATION Srl 2017

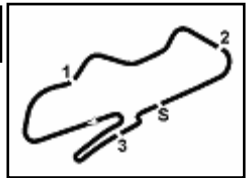
FCR PERUGIA TIMING



Official Tyre Supplier



Official Timekeeper



Donington Park 4.023 m

UK Round, 26-27-28 May 2017

World Supersport 300 - Best Sector & Speed Race

RESULTS

1	88 M. PEREZ	Honda CBR500R	Laps 13
2	41 M. GARCIA	Yamaha YZF-R3	0.067
3	75 S. DEROUE	Kawasaki Ninja 300	9.033
4	80 A. PONTONE	Yamaha YZF-R3	9.279
5	6 R. SCHOTMAN	Yamaha YZF-R3	9.383
6	28 P. GIACOMINI	Yamaha YZF-R3	9.455
7	12 A. RUSMIPUTRO	Yamaha YZF-R3	9.752
8	33 D. VALLE	Yamaha YZF-R3	9.946
9	2 A. CARRASCO	Kawasaki Ninja 300	10.300
10	18 A. MURLEY	Yamaha YZF-R3	10.900
11	99 P. GRASSIA	Kawasaki Ninja 300	12.918
12	20 D. LOUREIRO	Yamaha YZF-R3	21.519
13	27 F. ROVELLI	Yamaha YZF-R3	22.356
14	95 G. DE GRUTTOLA	Yamaha YZF-R3	22.591
15	84 M. CARBONERA	Yamaha YZF-R3	22.711
16	14 E. DE LA VEGA	Yamaha YZF-R3	22.949
17	13 J. FACCO	Yamaha YZF-R3	23.572
18	35 A. TRIGLIA	Honda CBR500R	32.990
19	17 G. NODERER	Honda CBR500R	33.174
20	121 K. PATOVA	Yamaha YZF-R3	38.874
21	62 J. SCHULTZ	Kawasaki Ninja 300	38.875
22	25 B. SANCHEZ	Yamaha YZF-R3	42.498
23	19 E. ROVELLI	Yamaha YZF-R3	44.187
24	64 A. PAK	Kawasaki Ninja 300	48.846
25	26 L. HOPKINS	Kawasaki Ninja 300	49.109
26	21 A. BIDDLE	Kawasaki Ninja 300	51.229
27	53 V. GRIMOUX	Yamaha YZF-R3	1'00.158
28	7 N. SETTIMO	Yamaha YZF-R3	1'04.162
29	11 N. CUPAIOLI	Yamaha YZF-R3	1'35.582
RET	9 R. DOORAKKERS	Yamaha YZF-R3	5 Laps
RET	130 R. FERREIRA	Yamaha YZF-R3	8 Laps
RET	79 C. TAYLOR	Kawasaki Ninja 300	9 Laps
RET	22 M. KALININ	Yamaha YZF-R3	10 Laps
RET	23 M. BASTIANELLI	Kawasaki Ninja 300	10 Laps
RET	87 A. LICCIARDI	Yamaha YZF-R3	11 Laps
DSQ	15 A. COPPOLA	Yamaha YZF-R3	9:99'8.6

SPEED

1	33 D. VALLE	Yamaha YZF-R3	181.8
2	2 A. CARRASCO	Kawasaki Ninja 300	180.3
3	23 M. BASTIANELLI	Kawasaki Ninja 300	179.7
4	79 C. TAYLOR	Kawasaki Ninja 300	179.4
5	14 E. DE LA VEGA	Yamaha YZF-R3	179.7
6	27 F. ROVELLI	Yamaha YZF-R3	179.4
7	18 A. MURLEY	Yamaha YZF-R3	179.1
8	12 A. RUSMIPUTRO	Yamaha YZF-R3	179.1
9	28 P. GIACOMINI	Yamaha YZF-R3	178.8
10	80 A. PONTONE	Yamaha YZF-R3	178.8
11	121 K. PATOVA	Yamaha YZF-R3	178.5
12	15 A. COPPOLA	Yamaha YZF-R3	178.2
13	87 A. LICCIARDI	Yamaha YZF-R3	178.2
14	41 M. GARCIA	Yamaha YZF-R3	177.9
15	26 L. HOPKINS	Kawasaki Ninja 300	177.6
16	13 J. FACCO	Yamaha YZF-R3	177.0
17	99 P. GRASSIA	Kawasaki Ninja 300	176.8
18	19 E. ROVELLI	Yamaha YZF-R3	176.8
19	84 M. CARBONERA	Yamaha YZF-R3	176.8
20	88 M. PEREZ	Honda CBR500R	176.5
21	6 R. SCHOTMAN	Yamaha YZF-R3	175.9
22	20 D. LOUREIRO	Yamaha YZF-R3	175.9
23	22 M. KALININ	Yamaha YZF-R3	175.9
24	75 S. DEROUE	Kawasaki Ninja 300	175.6
25	35 A. TRIGLIA	Honda CBR500R	175.3
26	64 A. PAK	Kawasaki Ninja 300	175.3
27	17 G. NODERER	Honda CBR500R	175.3
28	7 N. SETTIMO	Yamaha YZF-R3	175.0
29	95 G. DE GRUTTOLA	Yamaha YZF-R3	174.8
30	62 J. SCHULTZ	Kawasaki Ninja 300	174.2
31	25 B. SANCHEZ	Yamaha YZF-R3	173.9
32	130 R. FERREIRA	Yamaha YZF-R3	172.5
33	9 R. DOORAKKERS	Yamaha YZF-R3	172.2
34	53 V. GRIMOUX	Yamaha YZF-R3	170.3
35	11 N. CUPAIOLI	Yamaha YZF-R3	169.0

SEG. 1	SEG. 2	SEG. 3	SEG. 4	SEG. 5
1 28 P. GIACOMINI 23.210	1 6 R. SCHOTMAN 27.723	1 41 M. GARCIA 13.742	1 20 D. LOUREIRO 12.739	1 15 A. COPPOLA 27.053
2 18 A. MURLEY 23.260	2 14 E. DE LA VEGA 27.826	2 18 A. MURLEY 13.794	2 18 A. MURLEY 12.808	2 41 M. GARCIA 27.114
3 12 A. RUSMIPUTRO 23.263	3 80 A. PONTONE 27.856	3 14 E. DE LA VEGA 13.805	3 14 E. DE LA VEGA 12.833	3 88 M. PEREZ 27.138
4 75 S. DEROUE 23.278	4 15 A. COPPOLA 27.863	4 87 A. LICCIARDI 13.850	4 2 A. CARRASCO 12.843	4 12 A. RUSMIPUTRO 27.188
5 41 M. GARCIA 23.292	5 75 S. DEROUE 27.896	5 15 A. COPPOLA 13.868	5 33 D. VALLE 12.865	5 28 P. GIACOMINI 27.213
6 15 A. COPPOLA 23.305	6 23 M. BASTIANELLI 27.910	6 6 R. SCHOTMAN 13.884	6 28 P. GIACOMINI 12.869	6 33 D. VALLE 27.254
7 2 A. CARRASCO 23.324	7 33 D. VALLE 28.020	7 2 A. CARRASCO 13.895	7 75 S. DEROUE 12.874	7 80 A. PONTONE 27.284
8 88 M. PEREZ 23.329	8 28 P. GIACOMINI 28.028	8 25 B. SANCHEZ 13.896	8 13 J. FACCO 12.881	8 27 F. ROVELLI 27.292
9 33 D. VALLE 23.332	9 25 B. SANCHEZ 28.033	9 33 D. VALLE 13.900	9 41 M. GARCIA 12.891	9 22 M. KALININ 27.306
10 25 B. SANCHEZ 23.352	10 99 P. GRASSIA 28.035	10 23 M. BASTIANELLI 13.907	10 88 M. PEREZ 12.893	10 20 D. LOUREIRO 27.323
11 27 F. ROVELLI 23.359	11 88 M. PEREZ 28.037	11 27 F. ROVELLI 13.914	11 99 P. GRASSIA 12.897	11 18 A. MURLEY 27.366
12 79 C. TAYLOR 23.362	12 95 G. DE GRUTTOLA 28.049	12 13 J. FACCO 13.921	12 12 A. RUSMIPUTRO 12.900	12 84 M. CARBONERA 27.388
13 14 E. DE LA VEGA 23.381	13 79 C. TAYLOR 28.050	13 28 P. GIACOMINI 13.926	13 15 A. COPPOLA 12.913	13 25 B. SANCHEZ 27.408
14 22 M. KALININ 23.385	14 41 M. GARCIA 28.051	14 80 A. PONTONE 13.930	14 25 B. SANCHEZ 12.918	14 2 A. CARRASCO 27.443
15 84 M. CARBONERA 23.455	15 18 A. MURLEY 28.095	15 88 M. PEREZ 13.936	15 84 M. CARBONERA 12.942	15 99 P. GRASSIA 27.449
16 80 A. PONTONE 23.456	16 87 A. LICCIARDI 28.121	16 99 P. GRASSIA 13.938	16 80 A. PONTONE 12.970	16 6 R. SCHOTMAN 27.464
17 99 P. GRASSIA 23.485	17 22 M. KALININ 28.128	17 79 C. TAYLOR 13.939	17 95 G. DE GRUTTOLA 13.011	17 95 G. DE GRUTTOLA 27.475
18 6 R. SCHOTMAN 23.495	18 27 F. ROVELLI 28.129	18 12 A. RUSMIPUTRO 13.946	18 6 R. SCHOTMAN 13.024	18 14 E. DE LA VEGA 27.484
19 95 G. DE GRUTTOLA 23.525	19 12 A. RUSMIPUTRO 28.172	19 22 M. KALININ 13.974	19 17 G. NODERER 13.057	19 79 C. TAYLOR 27.591
20 13 J. FACCO 23.527	20 2 A. CARRASCO 28.204	20 35 A. TRIGLIA 14.022	20 22 M. KALININ 13.065	20 75 S. DEROUE 27.593
21 87 A. LICCIARDI 23.544	21 13 J. FACCO 28.243	21 95 G. DE GRUTTOLA 14.054	21 130 R. FERREIRA 13.115	21 23 M. BASTIANELLI 27.598
22 23 M. BASTIANELLI 23.662	22 84 M. CARBONERA 28.283	22 75 S. DEROUE 14.072	22 35 A. TRIGLIA 13.135	22 13 J. FACCO 27.770
23 20 D. LOUREIRO 23.667	23 35 A. TRIGLIA 28.319	23 84 M. CARBONERA 14.085	23 23 M. BASTIANELLI 13.141	23 87 A. LICCIARDI 27.805
24 19 E. ROVELLI 23.680	24 17 G. NODERER 28.476	24 17 G. NODERER 14.088	24 27 F. ROVELLI 13.188	24 35 A. TRIGLIA 27.807
25 62 J. SCHULTZ 23.724	25 62 J. SCHULTZ 28.545	25 20 D. LOUREIRO 14.119	25 62 J. SCHULTZ 13.223	25 121 K. PATOVA 27.839
26 9 R. DOORAKKER 23.756	26 20 D. LOUREIRO 28.635	26 64 A. PAK 14.132	26 19 E. ROVELLI 13.224	26 17 G. NODERER 27.918
27 35 A. TRIGLIA 23.763	27 64 A. PAK 28.643	27 26 L. HOPKINS 14.137	27 121 K. PATOVA 13.226	27 19 E. ROVELLI 27.955
28 121 K. PATOVA 23.766	28 53 V. GRIMOUX 28.741	28 19 E. ROVELLI 14.151	28 87 A. LICCIARDI 13.245	28 64 A. PAK 27.960
29 26 L. HOPKINS 23.822	29 121 K. PATOVA 28.763	29 9 R. DOORAKKER 14.208	29 79 C. TAYLOR 13.246	29 62 J. SCHULTZ 27.995
30 21 A. BIDDLE 23.829	30 130 R. FERREIRA 28.815	30 62 J. SCHULTZ 14.221	30 9 R. DOORAKKER 13.269	30 21 A. BIDDLE 28.022
31 17 G. NODERER 23.911	31 19 E. ROVELLI 28.820	31 130 R. FERREIRA 14.265	31 53 V. GRIMOUX 13.331	31 26 L. HOPKINS 28.064
32 130 R. FERREIRA 23.974	32 26 L. HOPKINS 28.868	32 121 K. PATOVA 14.278	32 64 A. PAK 13.359	32 130 R. FERREIRA 28.107
33 64 A. PAK 23.982	33 21 A. BIDDLE 29.144	33 21 A. BIDDLE 14.292	33 21 A. BIDDLE 13.372	33 53 V. GRIMOUX 28.166
34 7 N. SETTIMO 24.105	34 7 N. SETTIMO 29.188	34 7 N. SETTIMO 14.399	34 26 L. HOPKINS 13.384	34 7 N. SETTIMO 28.341
35 53 V. GRIMOUX 24.149	35 9 R. DOORAKKER 29.499	35 53 V. GRIMOUX 14.426	35 7 N. SETTIMO 13.568	35 9 R. DOORAKKER 28.570
36 11 N. CUPAIOLI 24.500	36 11 N. CUPAIOLI 29.945	36 11 N. CUPAIOLI 14.799	36 11 N. CUPAIOLI 13.685	36 11 N. CUPAIOLI 28.915

28/05/2017

These data/results cannot be reproduced, stored and/or transmitted in whole or in part by any manner of electronic, mechanical, photocopying, recording, broadcasting or otherwise now known or herein after developed without the previous express consent by the copyright owner, except for reproduction in daily press and regular printed publications on sale to the public within 60 days of the event related to those data/results and always provided that copyright symbol appears together as follows below.

© DORNA WSBK ORGANIZATION Srl 2017

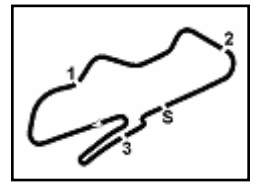
FICR PERUGIA TIMING



Official Tyre Supplier



Official Timekeeper



UK Round, 26-27-28 May 2017

World Supersport 300 - Chronological Analysis Race

Start at 11:05'43.088

8	25.094	30.546	15.187	14.285	28.948	1'54.060	163.4	11:20'56.394
9	25.168	30.667	14.961	14.258	29.533	1'54.587	164.1	11:22'50.981
10	24.748	30.136	15.044	14.050	28.926	1'52.904	164.4	11:24'43.885
11	25.141	30.573	15.126	14.208	29.278	1'54.326	163.4	11:26'38.211
12	24.890	30.517	15.381	13.949	29.434	1'54.171	163.4	11:28'32.382
13	24.610	30.354	15.081	14.137	29.172	1'53.354	163.4	11:30'25.736

9 R. DOORAKKERS (1'53.155)

Lap	Seg. 1	Seg. 2	Seg. 3	Seg. 4	Seg. 5	Lap Time	km/h	Local Time
1	29.177	29.499	14.208	13.269	28.570	1'54.723	172.2	11:07'37.811
2	23.756	1'14.757	15.407	14.451	30.112	2'38.483		11:10'16.294
3	25.082	31.008	15.280	14.367	29.525	1'55.262	153.0	11:12'11.556
4	25.304	30.088	15.054	13.947	29.781	1'54.174	155.0	11:14'05.730
5	25.599	29.881	14.932	13.685	29.133	1'53.230		11:15'58.960
6	24.856	29.825	15.666	14.334	29.568	1'54.249	155.4	11:17'53.209
7	25.006	30.048	15.113	13.750	29.238	1'53.155	157.9	11:19'46.364
8	25.001	30.220	15.117	14.009	34.079	1'58.426 P	158.6	11:21'44.790

130 R. FERREIRA (1'49.010)

Lap	Seg. 1	Seg. 2	Seg. 3	Seg. 4	Seg. 5	Lap Time	km/h	Local Time
1	29.598	29.907	14.412	13.202	28.666	1'55.785 P	169.8	11:07'38.873
2	23.974	29.515	14.412	13.778	28.107	1'49.786	167.7	11:09'28.659
3	24.362	29.063	14.265	13.115	28.312	1'49.117	169.0	11:11'17.776
4	24.170	28.927	14.406	13.298	28.209	1'49.010	169.3	11:13'06.786
5	24.051	29.226	14.337	13.434	28.164	1'49.212	172.5	11:14'55.998

79 C. TAYLOR (1'46.793)

Lap	Seg. 1	Seg. 2	Seg. 3	Seg. 4	Seg. 5	Lap Time	km/h	Local Time
1	26.600	28.499	14.090	13.246	27.711	1'50.146	169.3	11:07'33.234
2	23.687	28.152	14.005	13.567	27.782	1'47.193	175.9	11:09'20.427
3	23.855	28.050	13.939	13.358	27.591	1'46.793	179.7	11:11'07.220
4	23.362	28.052	14.054	13.483	27.855	1'46.806	179.1	11:12'54.026

22 M. KALININ (1'46.160)

Lap	Seg. 1	Seg. 2	Seg. 3	Seg. 4	Seg. 5	Lap Time	km/h	Local Time
1	26.983	28.592	14.069	13.324	28.215	1'51.183	174.2	11:07'34.271
2	23.519	28.128	14.137	13.065	27.311	1'46.160	172.0	11:09'20.431
3	23.614	28.154	13.974	13.167	27.306	1'46.215	175.9	11:11'06.646

23 M. BASTIANELLI (1'46.767)

Lap	Seg. 1	Seg. 2	Seg. 3	Seg. 4	Seg. 5	Lap Time	km/h	Local Time
1	28.181	28.955	14.170	13.272	29.505	1'54.083	175.6	11:07'37.171
2	23.697	27.910	13.907	13.469	28.044	1'47.027	179.7	11:09'24.198
3	23.662	28.136	14.230	13.141	27.598	1'46.767	171.2	11:11'10.965

87 A. LICCIARDI (1'46.738)

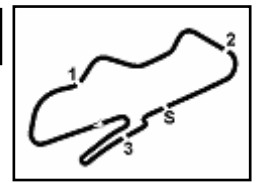
Lap	Seg. 1	Seg. 2	Seg. 3	Seg. 4	Seg. 5	Lap Time	km/h	Local Time
1	28.423	29.000	14.026	13.792	28.078	1'53.319	178.2	11:07'36.407
2	23.717	28.121	13.850	13.245	27.805	1'46.738	177.6	11:09'23.145

28/05/2017

P = Pits In/Out - C = Lap-Time Cancelled

These data/results cannot be reproduced, stored and/or transmitted in whole or in part by any manner of electronic, mechanical, photocopying, recording, broadcasting or otherwise now known or herein after developed without the previous express consent by the copyright owner, except for reproduction in daily press and regular printed publications on sale to the public within 60 days of the event related to those data/results and always provided that copyright symbol appears together as follows below.

© DORNA WSBK ORGANIZATION Srl 2017

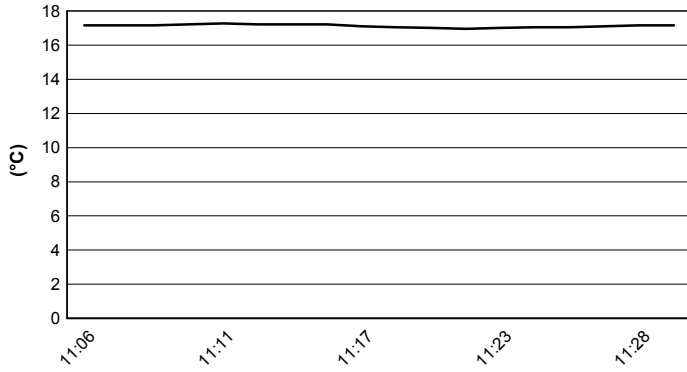


Donington Park 4.023 m

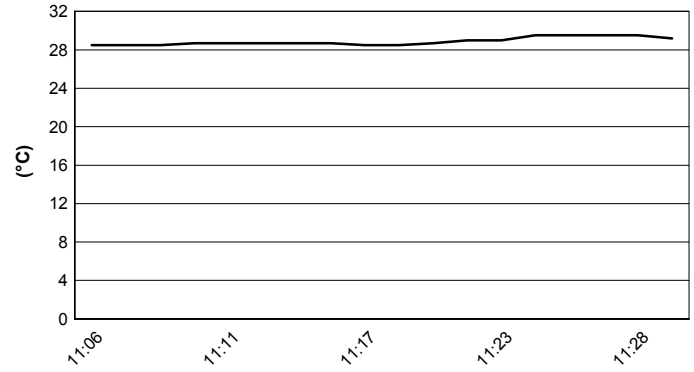
UK Round, 26-27-28 May 2017
World Supersport 300 - Weather Report Race

Session started 11:06 Session ended 11:30


Air Temperature



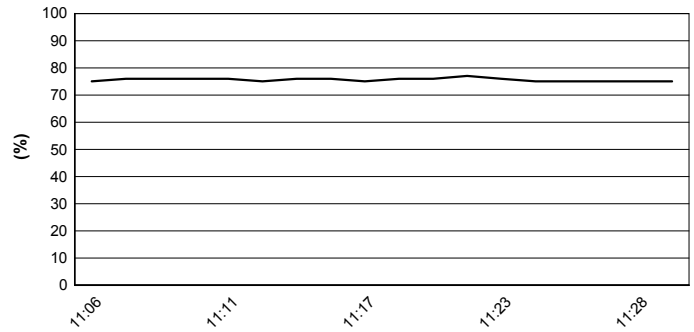
Track Temperature



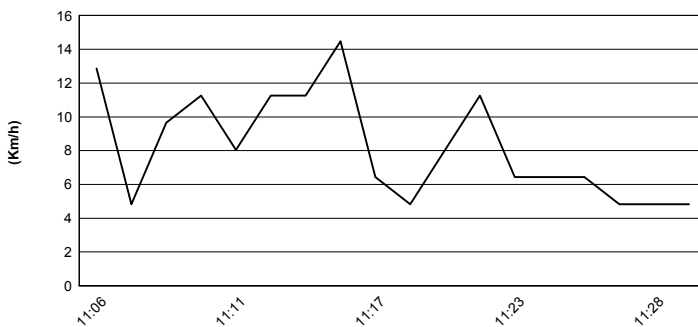
Air Pressure



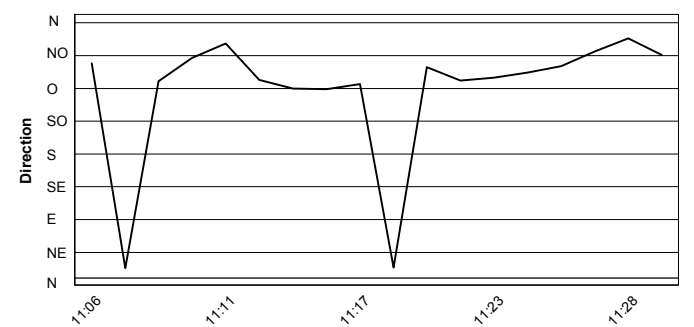
Humidity



Wind Speed



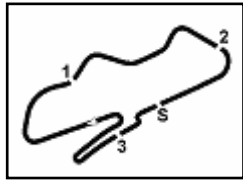
Wind Direction



28/05/2017

These data/results cannot be reproduced, stored and/or transmitted in whole or in part by any manner of electronic, mechanical, photocopying, recording, broadcasting or otherwise now known or herein after developed without the previous express consent by the copyright owner, except for reproduction in daily press and regular printed publications on sale to the public within 60 days of the event related to those data/results and always provided that copyright symbol appears together as follows below.
© DORNA WSBK ORGANIZATION Srl 2017





UK Round, 26-27-28 May 2017
World Supersport 300 - Championship Standings

Donington Park 4.023 m

	Points	Points From First	Points From Previous	April 2 ARAGÓN	April 30 ASSEN	May 14 IMOLA	May 28 DONINGTON PARK	June 18 MISANO	August 20 LAUSITZRING	September 17 PORTIMÃO	October 1 MAGNY COURS	October 22 JEREZ									
1 DEROUE Scott (NED)	71			25 1	25 1	5 1	16 2														
2 GARCIA Marc (ESP)	55	16		0 11	10 7	25 4	20 2														
3 PEREZ Mika (ESP)	47	24	8	16 3	0 7	6 8	25 3														
4 COPPOLA Alfonso (ITA)	41	30	6	5 11	16 3	20 2	0 4														
5 SÁNCHEZ Borja (ESP)	39	32	2	13 4	13 2	13 3	0 5														
6 LOUREIRO Dorren (RSA)	33	38	6	8 8	11 6	10 5	4 6														
7 VALLE Daniel (ESP)	31	40	2	20 2	0 4	3 6	8 7														
8 CARRASCO Ana (ESP)	26	45	5	6 10	9 8	4 10	7 8														
9 DE GRUTTOLA Giuseppe (ITA)	25	46	1	9 7	3 9	11 6	2 9														
10 GRASSIA Paolo (ITA)	23	48	2	10 6	0 11	8 11	5 10														
11 VAN STRAALEN Glenn (NED)	20	51	3	0 4	20 4	0 9	0 11														
12 SCHOTMAN Robert (NED)	18	53	2	0 17	0 17	7 12	11 12														
13 GIACOMINI Paolo (ITA)	17	54	1	7 9	0 15	0 17	10 13														
14 KALININ Mykyta (UKR)	16	55	1	0 12	0 12	16 14	0 14														
15 MURLEY Alex (GBR)	16	55	0	3 13	6 14	1 14	6 14														
16 PONTONE Armando (ITA)	15	56	1	1 15	1 20	0 23	13 16														
17 LICCIARDI Angelo (BEL)	11	60	4	11 5	0 10	0 13	0 17														
18 RUSMIPUTRO Ali Adriansyah (INA)	11	60	0	0 23	0 23	2 17	9 17														
19 CABUK Harun (TUR)	10	61	1	2 14	8 11	0 14	0 19														
20 BERNARDI Luca (RSM)	9	62	1	0 16	0 16	9 20	0 20														
21 DOORAKKERS Ruben (NED)	7	64	2	0 15	7 15	0 17	0 21														
22 PATOVA Kimi (FIN)	5	66	2	0 17	5 17	0 20	0 22														
23 FACCO Jacopo (ITA)	4	67	1	0 18	4 18	0 21	0 23														
24 BASTIANELLI Manuel (ITA)	4	67	0	4 12	0 18	0 21	0 23														
25 ROVELLI Filippo (ITA)	3	68	1	0 25	0 25	0 25	3 25														

N.15 (Coppola A.) has been disqualified due to an infringement of the art. 2.7.8.2 and 2.7.8.3

28/05/2017 First Line: Championship Standings - Second Line: Ranking Progression
These data/results cannot be reproduced, stored and/or transmitted in whole or in part by any manner of electronic, mechanical, photocopying, recording, broadcasting or otherwise now known or herein after developed without the previous express consent by the copyright owner, except for reproduction in daily press and regular printed publications on sale to the public within 60 days of the event related to those data/results and always provided that copyright symbol appears together as follows below.
© DORNA WSBK ORGANIZATION Srl 2017



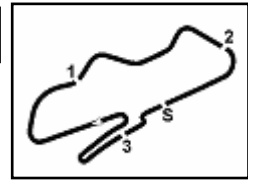


7.6

WorldSSP300

116/04

REVISED



Donington Park 4.023 m

UK Round, 26-27-28 May 2017

World Supersport 300 - Championship Standings

2 / 2

	Points	Points From First	Points From Previous	April 2	April 30	May 14	May 28	June 18	August 20	September 17	October 1	October 22					
				ARAGÓN	ASSEN	IMOLA	DONINGTON PARK	MISANO	LAUSITZRING	PORTIMÃO	MAGNY COURS	JEREZ					
26 NODERER Gabriel (GER)	2	69	1	0	2 20	0 23	0 26										
27 CARBONERA Michael (ITA)	1	70	1	0	0	0	1 27										

N.15 (Coppola A.) has been disqualified due to an infringement of the art. 2.7.8.2 and 2.7.8.3

28/05/2017 First Line: Championship Standings - Second Line: Ranking Progression
 These data/results cannot be reproduced, stored and/or transmitted in whole or in part by any manner of electronic, mechanical, photocopying, recording, broadcasting or otherwise now known or herein after developed without the previous express consent by the copyright owner, except for reproduction in daily press and regular printed publications on sale to the public within 60 days of the event related to those data/results and always provided that copyright symbol appears together as follows below.
 © DORNA WSBK ORGANIZATION Srl 2017

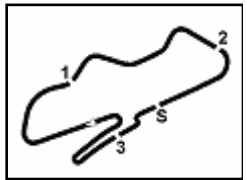
FKR PERUGIA TIMING



Official Tyre Supplier



Official Timekeeper



Donington Park 4.023 m

UK Round, 26-27-28 May 2017
World Supersport 300 - Manufacturers Standings

	Points	Points From First	Points From Previous	April 2 ARAGÓN	April 30 ASSEN	May 14 IMOLA	May 28 DONINGTON PARK	June 18 MISANO	August 20 LAUSITZRING	September 17 PORTIMÃO	October 1 MAGNY COURS	October 22 JEREZ							
1 YAMAHA	81			20 2	16 2	25 1	20 1												
2 KAWASAKI	74	7		25 1	25 1	8 2	16 2												
3 HONDA	67	14	7	16 3	20 2	6 3	25 3												

N.15 (Coppola A.) has been disqualified due to an infringement of the art. 2.7.8.2 and 2.7.8.3

28/05/2017

First Line: Championship Standings - Second Line: Ranking Progression

These data/results cannot be reproduced, stored and/or transmitted in whole or in part by any manner of electronic, mechanical, photocopying, recording, broadcasting or otherwise now known or herein after developed without the previous express consent by the copyright owner, except for reproduction in daily press and regular printed publications on sale to the public within 60 days of the event related to those data/results and always provided that copyright symbol appears together as follows below.

© DORNA WSBK ORGANIZATION Srl 2017

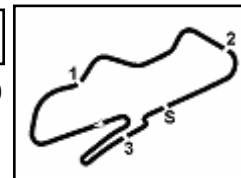
FKR PERUGIA TIMING



Official Tyre Supplier



Official Timekeeper



Donington Park 4.023 m

UK Round, 26-27-28 May 2017

World Supersport 300 - Pirelli Best Lap Award

Points	Points From First	Points From Previous	April 2	April 30	May 14	May 28	June 18	August 20	September 17	October 1	October 22					
			ARAGÓN	ASSEN	IMOLA	DONINGTON PARK	MISANO	LAUSITZRING	PORTIMÃO	MAGNY COURS	JEREZ					
Fastest Laps																
1 PEREZ Mika (ESP)	2		1			1										
2 COPPOLA Alfonso (ITA)	1	1		1												
3 LOUREIRO Dorren (RSA)	1	1	0		1											

28/05/2017

These data/results cannot be reproduced, stored and/or transmitted in whole or in part by any manner of electronic, mechanical, photocopying, recording, broadcasting or otherwise now known or herein after developed without the previous express consent by the copyright owner, except for reproduction in daily press and regular printed publications on sale to the public within 60 days of the event related to those data/results and always provided that copyright symbol appears together as follows below.

© DORNA WSBK ORGANIZATION Srl 2017

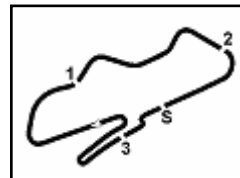
FKR PERUGIA TIMING



Official Tyre Supplier



Official Timekeeper



UK Round, 26-27-28 May 2017

World Supersport 300 - Rider's Performance

Donington Park 4.023 m

	Points	Points From First	Points From Previous	April 2 ARAGÓN		April 30 ASSEN		May 14 IMOLA		May 28 DONINGTON PARK		June 18 MISANO		August 20 LAUSITZRING		September 17 PORTIMÃO		October 1 MAGNY COURS		October 22 JEREZ									
				G	R	G	R	G	R	G	R	G	R	G	R	G	R	G	R	G	R	G	R	G	R	G	R	G	R
1 DEROUE	71			1	1	2	1	21	11	8	3																		
2 GARCIA	55	16		7	Rt	20	6	5	1	6	2																		
3 PEREZ	47	24	8	2	3	4	24	1	10	3	1																		
4 COPPOLA	41	30	6	22	11	6	3	2	2	1	Ex																		
5 SÁNCHEZ	39	32	2	6	4	1	4	3	4	2	22																		
6 LOUREIRO	33	38	6	20	8	10	5	7	6	5	12																		
7 VALLE	31	40	2	4	2	21	Rt	31	13	17	8																		
8 CARRASCO	26	45	5	14	10	13	7	13	12	14	9																		
9 DE GRUTTOLA	25	46	1	8	7	7	13	6	5	9	14																		
10 GRASSIA	23	48	2	9	6	3	23	8	8	7	11																		
11 VAN STRAALLEN	20	51	3			16	2																						
12 SCHOTMAN	18	53	2	5	Rt	11	Rt	10	9	11	5																		
13 GIACOMINI	17	54	1	23	9	19	Rt	4	Rt	15	6																		
14 KALININ	16	55	1	3	Rt	5	Rt	9	3	12	Rt																		
15 MURLEY	16	55	0	17	13	14	10	12	15	16	10																		
16 PONTONE	15	56	1	11	15	24	15	22	21	21	4																		
17 LICCIARDI	11	60	4	15	5	22	Rt	16	22	22	Rt																		
18 RUSMIPUTRO	11	60	0	25	Rt	25	Rt	26	14	13	7																		
19 CABUK	10	61	1	12	14	23	8	37																					
20 BERNARDI	9	62	1					14	7																				
21 DOORAKKERS	7	64	2	24	Rt	17	9	34	27	26	Rt																		
22 PATOVA	5	66	2	21	Rt	28	11	19	Rt	30	20																		
23 BASTIANELLI	4	67	1	18	12	9	Rt	25	17	10	Rt																		
24 FACCO	4	67	0	30	21	18	12	11	19	23	17																		
25 ROVELLI	3	68	1	27	17	37	16	27	20	20	13																		
26 NODERER	2	69	1	10	19	29	14	29	25	24	19																		
27 CARBONERA	1	70	1	26	20	26	17	24	23	18	15																		

G = Grid - 1 = Race 1 - 2 = Race 2

Ns = Did Not Start - Rt = Retired - Ex = Excluded

28/05/2017

These data/results cannot be reproduced, stored and/or transmitted in whole or in part by any manner of electronic, mechanical, photocopying, recording, broadcasting or otherwise now known or herein after developed without the previous express consent by the copyright owner, except for reproduction in daily press and regular printed publications on sale to the public within 60 days of the event related to those data/results and always provided that copyright symbol appears together as follows below.

© DORNA WSBK ORGANIZATION Srl 2017

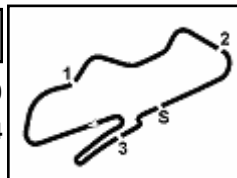
FIKX PERUGIA TIMING



Official Tyre Supplier



Official Timekeeper



Donington Park 4.023 m

UK Round, 26-27-28 May 2017

World Supersport 300 - Best Laps & Speeds

1 / 2

No.	Rider		Best Lap		FP1		FP2		QP1		QP2		RC	
	Nat	Bike	laps	speed	laps	speed	laps	speed	laps	speed	laps	speed	laps	speed
1	15	A. COPPOLA	49	183,3	14	183,0	15	183,3			7	175,9	13	178,2
		ITA Yamaha YZF-R3												
2	88	M. PEREZ	41	181,5	13	180,3	14	181,5			1	174,4	13	176,4
		ESP Honda CBR500R												
3	41	M. GARCIA	52	183,3	16	183,3	15	182,1			8	178,5	13	177,9
		ESP Yamaha YZF-R3												
4	28	P. GIACOMINI	51	180,9	15	178,2	15	180,9	8	173,6			13	178,8
		ITA Yamaha YZF-R3												
5	6	R. SCHOTMAN	52	182,4	16	182,4	15	179,1			8	175,0	13	175,9
		NED Yamaha YZF-R3												
6	33	D. VALLE	51	183,6	16	183,6	15	181,2	7	178,5			13	181,8
		ESP Yamaha YZF-R3												
7	14	E. DE LA VEGA	52	180,3	16	180,3	16	178,8	7	175,3			13	179,4
		FRA Yamaha YZF-R3												
8	80	A. PONTONE	49	180,3	14	179,4	15	180,3	7	176,7			13	178,8
		ITA Yamaha YZF-R3												
9	95	G. DE GRUTTOLA	49	180,9	14	180,9	15	180,0			7	179,4	13	174,7
		ITA Yamaha YZF-R3												
10	18	A. MURLEY	48	179,1	13	178,2	14	178,2	8	177,9			13	179,1
		GBR Yamaha YZF-R3												
11	22	M. KALININ	40	180,3	14	180,3	15	180,3			8	174,1	3	175,9
		UKR Yamaha YZF-R3												
12	75	S. DEROUE	49	180,6	14	180,6	14	176,7			8	175,9	13	175,6
		NED Kawasaki Ninja 300												
13	27	F. ROVELLI	48	179,7	14	178,8	14	179,7	7	175,6			13	179,4
		ITA Yamaha YZF-R3												
14	2	A. CARRASCO	53	184,6	16	184,6	16	183,3	8	179,7			13	180,3
		ESP Kawasaki Ninja 300												
15	12	A. RUSMIPUTRO	44	181,5	12	179,7	12	181,5	7	179,7			13	179,1
		INA Yamaha YZF-R3												
16	20	D. LOUREIRO	48	182,4	14	182,4	14	180,3			7	176,4	13	175,9
		RSA Yamaha YZF-R3												
17	25	B. SÁNCHEZ	52	184,3	16	184,3	15	181,2			8	179,7	13	173,9
		ESP Yamaha YZF-R3												
18	79	C. TAYLOR	39	183,6	13	183,6	14	177,9			8	177,6	4	179,7
		GBR Kawasaki Ninja 300												
19	84	M. CARBONERA	45	179,7	11	179,7	14	179,7	7	176,1			13	176,7
		ITA Yamaha YZF-R3												
20	99	P. GRASSIA	56	183,0	15	178,2	14	183,0	7	175,3	7	171,1	13	176,7
		ITA Kawasaki Ninja 300												

28/05/2017

These data/results cannot be reproduced, stored and/or transmitted in whole or in part by any manner of electronic, mechanical, photocopying, recording, broadcasting or otherwise now known or herein after developed without the previous express consent by the copyright owner, except for reproduction in daily press and regular printed publications on sale to the public within 60 days of the event related to those data/results and always provided that copyright symbol appears together as follows below.

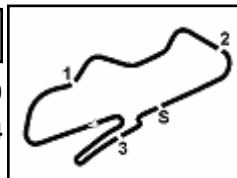
© DORNA WSBK ORGANIZATION Srl 2017

FICR PERUGIA TIMING


Official Tyre Supplier



Official Timekeeper



Donington Park 4.023 m

UK Round, 26-27-28 May 2017

World Supersport 300 - Best Laps & Speeds

2 / 2

No.	Rider		Best Lap		FP1		FP2		QP1		QP2		RC	
	Nat	Bike	laps	speed	laps	speed	laps	speed	laps	speed	laps	speed	laps	speed
21	87	A. LICCIARDI	1'46.738		1'48.414		1'48.070		1'48.657		1'46.738			
	BEL	Yamaha YZF-R3	39	181,8	15	179,1	15	181,8	7	172,5	2	178,2		
22	23	M. BASTIANELLI	1'46.767		1'48.424		1'47.763		1'47.261		1'47.282		1'46.767	
	ITA	Kawasaki Ninja 300	44	181,5	14	181,5	13	180,3	7	175,6	7	175,6	3	179,7
23	13	J. FACCO	1'47.033		1'47.965		1'48.433		1'48.742		1'47.033			
	ITA	Yamaha YZF-R3	50	179,7	15	179,1	15	179,7	7	175,0	13	177,0		
24	35	A. TRIGLIA	1'47.627		1'48.916		1'48.570		1'48.943		1'47.627			
	ITA	Honda CBR500R	50	178,5	15	176,1	15	178,5	7	176,1	13	175,3		
25	17	G. NODERER	1'47.642		1'49.459		1'49.076		1'48.787		1'47.642			
	GER	Honda CBR500R	47	178,5	15	176,1	15	178,5	4	175,0	13	175,3		
26	121	K. PATOVA	1'48.023		1'50.672		1'48.023		1'50.257		1'48.771			
	FIN	Yamaha YZF-R3	47	181,2	15	181,2	16	180,6	3	174,1	13	178,5		
27	64	A. PAK	1'48.202		1'53.743		1'50.839		1'49.919		1'48.202			
	TUR	Kawasaki Ninja 300	49	175,9	14	174,7	15	175,9	7	173,6	13	175,3		
28	62	J. SCHULTZ	1'48.278		1'50.543		1'48.557		1'49.348		1'48.278			
	RSA	Kawasaki Ninja 300	49	179,4	13	179,4	15	178,2	8	173,0	13	174,1		
29	130	R. FERREIRA	1'48.314		1'50.819		1'48.314		1'49.623		1'49.010			
	BRA	Yamaha YZF-R3	44	180,9	15	177,9	16	180,9	8	174,7	5	172,5		
30	19	E. ROVELLI	1'48.322		1'52.604		1'49.363		1'51.940		1'48.322			
	ITA	Yamaha YZF-R3	46	178,5	14	177,3	15	178,5	4	169,2	13	176,7		
31	26	L. HOPKINS	1'48.325		1'51.804		1'50.146		1'50.919		1'48.325			
	GBR	Kawasaki Ninja 300	47	182,1	14	179,4	13	182,1	7	175,9	13	177,6		
32	9	R. DOORAKKERS	1'49.050		1'49.100		1'49.050		1'49.302		1'53.155			
	NED	Yamaha YZF-R3	46	178,2	15	178,2	15	176,7	8	171,4	8	172,2		
33	21	A. BIDDLE	1'49.123		1'51.199		1'49.867		1'50.394		1'49.123			
	NZL	Kawasaki Ninja 300	43	178,8	14	178,5	13	178,8	3	174,7	13			
34	53	V. GRIMOUX	1'49.294		1'51.516		1'50.765		1'51.020		1'49.294			
	FRA	Yamaha YZF-R3	49	171,1	14	170,6	15	171,1	7	168,2	13	170,3		
35	7	N. SETTIMO	1'50.177		1'52.201		1'50.915		1'50.837		1'50.177			
	ITA	Yamaha YZF-R3	47	176,7	15	176,4	12	176,7	7	175,0	13	175,0		
36	11	N. CUPAIOLI	1'52.311		1'53.196		1'52.652		1'52.587		1'52.311			
	ITA	Yamaha YZF-R3	50	176,4	15	176,4	15	175,0	7	171,9	13	169,0		

28/05/2017

These data/results cannot be reproduced, stored and/or transmitted in whole or in part by any manner of electronic, mechanical, photocopying, recording, broadcasting or otherwise now known or herein after developed without the previous express consent by the copyright owner, except for reproduction in daily press and regular printed publications on sale to the public within 60 days of the event related to those data/results and always provided that copyright symbol appears together as follows below.

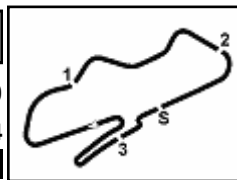
© DORNA WSBK ORGANIZATION Srl 2017

FIAT PERUGIA TIMING


Official Tyre Supplier



Official Timekeeper



Donington Park 4.023 m

UK Round, 26-27-28 May 2017
World Supersport 300 - Race Winners

	2017
01 Motorland Aragon	Deroue S. (Ned) Kaw
02 TT Circuit Assen	Deroue S. (Ned) Kaw
03 Autodromo Internazionale	Garcia M. (Esp) Yam
04 Donington Park	Perez M. (Esp) Hon

2017

- 2 S. Deroue
- 1 M. Garcia
- 1 M. Perez

ALL TIMES

- 2 S. Deroue
- 1 M. Perez
- 1 M. Garcia

N.15 (Coppola A.) has been disqualified due to an infringement of the art. 2.7.8.2 and 2.7.8.3

02/04/2017

These data/results cannot be reproduced, stored and/or transmitted in whole or in part by any manner of electronic, mechanical, photocopying, recording, broadcasting or otherwise now known or herein after developed without the previous express consent by the copyright owner, except for reproduction in daily press and regular printed publications on sale to the public within 60 days of the event related to those data/results and always provided that copyright symbol appears together as follows below.

© DORNA WSBK ORGANIZATION Srl 2017

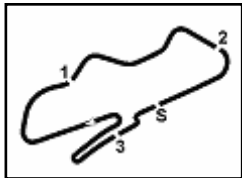
FKR PERUGIA TIMING



Official Tyre Supplier



Official Timekeeper



UK Round, 26-27-28 May 2017

World Supersport 300 - Team Standings

1 Halcourier Racing		122									
GARCIA Marc	55		10	25	20						
SÁNCHEZ Borja	39	13	13	13							
VALLE Daniel	28	20			8						
2 MTM HS Kawasaki		71									
DEROUE Scott	71	25	25	5	16						
3 SK Racing		67									
COPPOLA Alfonso	41	5	16	20							
DE GRUTTOLA Giuseppe	25	9	3	11	2						
CARBONERA Michael	1				1						
4 WILSport Racedays		47									
PEREZ Mika	47	16		6	25						
5 DS Junior Team		33									
LOUREIRO Dorren	33	8	11	10	4						
6 3570 Made in CIV		27									
GRASSIA Paolo	23	10		8	5						
BASTIANELLI Manuel	4	4									
7 ETG Racing		26									
CARRASCO Ana	26	6	9	4	7						
8 Vos - TKR Racing		20									
VAN STRAALLEN Glenn	20		20								
9 GRT Yamaha WorldSSP300 Team		18									
SCHOTMAN Robert	18			7	11						
10 Terra e Moto		17									
GIACOMINI Paolo	17	7			10						
11 Team MOTOXRACING		16									
KALININ Mykyta	16			16							
12 Team Toth		16									
MURLEY Alex	16	3	6	1	6						
13 IODARacing		15									
PONTONE Armando	15	1	1		13						
14 Team Trasimeno		11									
LICCIARDI Angelo	11	11									
15 Pertamina Almeria Racing Team		11									
RUSMIPUTRO Ali Adriansyah	11			2	9						
16 Kawasaki Puccetti Racing		10									
CABUK Harun	10	2	8								
17 MotorZenit		9									
BERNARDI Luca	9			9							
18 MVR Racing		7									
DOORAKKERS Ruben	7		7								
19 Kallio Racing		5									
PATOVA Kimi	5		5								
20 Bierreti By 2R		4									
FACCO Jacopo	4		4								
21 ParkinGO DS Junior Team		3									
ROVELLI Filippo	3				3						
22 Scuderia Maranga Racing		2									
NODERER Gabriel	2		2								

N.15 (Coppola A.) has been disqualified due to an infringement of the art. 2.7.8.2 and 2.7.8.3

28/05/2017

These data/results cannot be reproduced, stored and/or transmitted in whole or in part by any manner of electronic, mechanical, photocopying, recording, broadcasting or otherwise now known or herein after developed without the previous express consent by the copyright owner, except for reproduction in daily press and regular printed publications on sale to the public within 60 days of the event related to those data/results and always provided that copyright symbol appears together as follows below.

© DORNA WSBK ORGANIZATION Srl 2017

IFICR PERUGIA TIMING



Official Tyre Supplier



Official Timekeeper