

Donington Park 4.023 m

UK Round, 26-27-28 May 2017

World Supersport 300 - Free Practices & Superpole Combined Results

No.	Rider	Nat	Team	Bike	FP 1	FP 2	Laps	Superpole	Gap	Time	Avg
1	15 A. COPPOLA	ITA	SK Racing	Yamaha YZF-R3	1'46.333	1'45.551	29	1'46.150		1'46.150	136,437
2	25 B. SÁNCHEZ	ESP	Halcourier Racing	Yamaha YZF-R3	1'46.586	1'46.757	31	1'46.442	0.292	1'46.442	136,063
3	88 M. PEREZ	ESP	WILSport Racedays	Honda CBR500R	1'46.430	1'45.815	27	1'46.553	0.403	1'46.553	135,921
4	79 C. TAYLOR	GBR	MTM HS Kawasaki	Kawasaki Ninja 300	1'46.600	1'47.397	27	1'46.569	0.419	1'46.569	135,901
5	20 D. LOUREIRO	RSA	DS Junior Team	Yamaha YZF-R3	1'46.618	1'46.393	28	1'46.717	0.567	1'46.717	135,712
6	41 M. GARCIA	ESP	Halcourier Racing	Yamaha YZF-R3	1'46.541	1'46.115	31	1'46.804	0.654	1'46.804	135,602
7	99 P. GRASSIA	ITA	3570 Made in CIV	Kawasaki Ninja 300	1'47.372	1'47.553	29	1'46.883	0.733	1'46.883	135,501
8	75 S. DEROUE	NED	MTM HS Kawasaki	Kawasaki Ninja 300	1'47.814	1'46.690	28	1'46.959	0.809	1'46.959	135,405
9	95 G. DE GRUTTOLA	ITA	SK Racing	Yamaha YZF-R3	1'46.542	1'46.089	29	1'47.094	0.944	1'47.094	135,234
10	23 M. BASTIANELLI	ITA	3570 Made in CIV	Kawasaki Ninja 300	1'48.424	1'47.763	27	1'47.282	1.132	1'47.282	134,997
11	6 R. SCHOTMAN	NED	GRT Yamaha WorldSSP300 Team	Yamaha YZF-R3	1'46.818	1'47.715	31	1'47.469	1.319	1'47.469	134,763
12	22 M. KALININ	UKR	Team MOTOXRACING	Yamaha YZF-R3	1'47.604	1'46.385	29	1'47.851	1.701	1'47.851	134,285
13	12 A. RUSMIPUTRO	INA	Pertamina Almeria Racing Team	Yamaha YZF-R3	1'47.444	1'48.406	24	1'47.293		1'47.293	134,984
14	2 A. CARRASCO	ESP	ETG Racing	Kawasaki Ninja 300	1'48.636	1'47.276	32	1'47.449	0.156	1'47.449	134,788
15	28 P. GIACOMINI	ITA	Terra e Moto	Yamaha YZF-R3	1'47.699	1'47.190	30	1'47.734	0.441	1'47.734	134,431
16	18 A. MURLEY	GBR	Team Toth	Yamaha YZF-R3	1'48.213	1'47.923	27	1'47.742	0.449	1'47.742	134,421
17	33 D. VALLE	ESP	Halcourier Racing	Yamaha YZF-R3	1'47.143	1'47.275	31	1'47.777	0.484	1'47.777	134,377
18	84 M. CARBONERA	ITA	SK Racing	Yamaha YZF-R3	1'49.363	1'48.455	25	1'48.274	0.981	1'48.274	133,761
19	14 E. DE LA VEGA	FRA	GRT Yamaha WorldSSP300 Team	Yamaha YZF-R3	1'47.072	1'47.605	32	1'48.590	1.297	1'48.590	133,371
20	27 F. ROVELLI	ITA	ParkinGO DS Junior Team	Yamaha YZF-R3	1'48.698	1'48.641	28	1'48.591	1.298	1'48.591	133,370
21	80 A. PONTONE	ITA	IODARacing	Yamaha YZF-R3	1'47.402	1'47.452	29	1'48.614	1.321	1'48.614	133,342
22	87 A. LICCIARDI	BEL	Team Trasimeno	Yamaha YZF-R3	1'48.414	1'48.070	30	1'48.657	1.364	1'48.657	133,289
23	13 J. FACCO	ITA	Bierreti By 2R	Yamaha YZF-R3	1'47.965	1'48.433	30	1'48.742	1.449	1'48.742	133,185
24	17 G. NODERER	GER	Scuderia Maranga Racing	Honda CBR500R	1'49.459	1'49.076	30	1'48.787	1.494	1'48.787	133,130
25	35 A. TRIGLIA	ITA	Scuderia Maranga Racing	Honda CBR500R	1'48.916	1'48.570	30	1'48.943	1.650	1'48.943	132,939
26	9 R. DOORAKKERS	NED	MVR Racing	Yamaha YZF-R3	1'49.100	1'49.050	30	1'49.302	2.009	1'49.302	132,503
27	62 J. SCHULTZ	RSA	DDM by BWG_Bike & Motor RT_Grimaldi	Kawasaki Ninja 300	1'50.543	1'48.557	28	1'49.348	2.055	1'49.348	132,447
28	130 R. FERREIRA	BRA	Kallio Racing	Yamaha YZF-R3	1'50.819	1'48.314	31	1'49.623	2.330	1'49.623	132,115
29	64 A. PAK	TUR	Kawasaki Puccetti Racing	Kawasaki Ninja 300	1'53.743	1'50.839	29	1'49.919	2.626	1'49.919	131,759
30	121 K. PATOVA	FIN	Kallio Racing	Yamaha YZF-R3	1'50.672	1'48.023	31	1'50.257	2.964	1'50.257	131,355
31	21 A. BIDDLE	NZL	Sourz Foods - Benjan Racing	Kawasaki Ninja 300	1'51.199	1'49.867	27	1'50.394	3.101	1'50.394	131,192
32	7 N. SETTIMO	ITA	Bierreti By 2R	Yamaha YZF-R3	1'52.201	1'50.915	27	1'50.837	3.544	1'50.837	130,668
33	26 L. HOPKINS	GBR	Hopkins Racing	Kawasaki Ninja 300	1'51.804	1'50.146	27	1'50.919	3.626	1'50.919	130,571
34	53 V. GRIMOUX	FRA	Team Toth	Yamaha YZF-R3	1'51.516	1'50.765	29	1'51.020	3.727	1'51.020	130,452
35	19 E. ROVELLI	ITA	ParkinGO DS Junior Team	Yamaha YZF-R3	1'52.604	1'49.363	29	1'51.940	4.647	1'51.940	129,380
36	11 N. CUPAIOLI	ITA	3ENNE#Racing	Yamaha YZF-R3	1'53.196	1'52.652	30	1'52.587	5.294	1'52.587	128,637

27/05/2017

The results are provisional until the end of the time limit for protests and appeals and the completion of the technical checks.

These data/results cannot be reproduced, stored and/or transmitted in whole or in part by any manner of electronic, mechanical, photocopying, recording, broadcasting or otherwise now known or herein after developed without the previous express consent by the copyright owner, except for reproduction in daily press and regular printed publications on sale to the public within 60 days of the event related to those data/results and always provided that copyright symbol appears together as follows below.

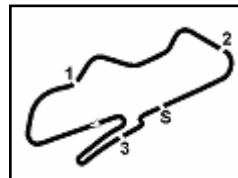
© DORNA WSBK ORGANIZATION Srl 2017

FICR PERUGIA TIMING


Official Tyre Supplier



Official Timekeeper



Donington Park 4.023 m

UK Round, 26-27-28 May 2017

World Supersport 300 - Starting Grid

13 Laps x 4,023 km = 52,299 km

1	15 COPPOLA A. Yamaha 1'46.150 SP2	2	25 SÁNCHEZ B. Yamaha 1'46.442 SP2	3	88 PEREZ M. Honda 1'46.553 SP2
2	79 TAYLOR C. Kawasaki 1'46.569 SP2	4	20 LOUREIRO D. Yamaha 1'46.717 SP2	5	41 GARCIA M. Yamaha 1'46.804 SP2
3	99 GRASSIA P. Kawasaki 1'46.883 SP2	6	75 DEROU S. Kawasaki 1'46.959 SP2	7	95 DE GRUTTOLA G. Yamaha 1'47.094 SP2
4	23 BASTIANELLI M. Kawasaki 1'47.282 SP2	8	6 SCHOTMAN R. Yamaha 1'47.469 SP2	9	22 KALININ M. Yamaha 1'47.851 SP2
5	12 RUSMIPUTRO A. Yamaha 1'47.293 SP1	10	2 CARRASCO A. Kawasaki 1'47.449 SP1	11	28 GIACOMINI P. Yamaha 1'47.734 SP1
6	18 MURLEY A. Yamaha 1'47.742 SP1	12	33 VALLE D. Yamaha 1'47.777 SP1	13	84 CARBONERA M. Yamaha 1'48.274 SP1
7	14 DE LA VEGA E. Yamaha 1'48.590 SP1	14	27 ROVELLI F. Yamaha 1'48.591 SP1	14	80 PONTONE A. Yamaha 1'48.614 SP1
8	87 LICCIARDI A. Yamaha 1'48.657 SP1	15	13 FACCO J. Yamaha 1'48.742 SP1	15	17 NODERER G. Honda 1'48.787 SP1
9	35 TRIGLIA A. Honda 1'48.943 SP1	16	9 DOORAKKERS R. Yamaha 1'49.302 SP1	16	62 SCHULTZ J. Kawasaki 1'49.348 SP1
10	130 FERREIRA R. Yamaha 1'49.623 SP1	17	64 PAK A. Kawasaki 1'49.919 SP1	17	121 PATOVA K. Yamaha 1'50.257 SP1
11	21 BIDDLE A. Kawasaki 1'50.394 SP1	18	7 SETTIMO N. Yamaha 1'50.837 SP1	18	26 HOPKINS L. Kawasaki 1'50.919 SP1
12	53 GRIMOUX V. Yamaha 1'51.020 SP1	19	19 ROVELLI E. Yamaha 1'51.940 SP1	19	11 CUPAIOLI N. Yamaha 1'52.587 SP1

27/05/2017 Jury President

..... Race Director

These data/results cannot be reproduced, stored and/or transmitted in whole or in part by any manner of electronic, mechanical, photocopying, recording, broadcasting or otherwise now known or herein after developed without the previous express consent by the copyright owner, except for reproduction in daily press and regular printed publications on sale to the public within 60 days of the event related to those data/results and always provided that copyright symbol appears together as follows below.

© DORNA WSBK ORGANIZATION Srl 2017

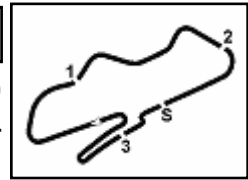
FIK R PERUGIA TIMING



Official Tyre Supplier



Official Timekeeper



UK Round, 26-27-28 May 2017

World Supersport 300 - Results Superpole 2

No.	Rider	Nat	Team	Bike	Time	Gap	Rel.	Laps	Speed	
									Avg	Max
1	15 A. COPPOLA	ITA	SK Racing	Yamaha YZF-R3	1'46.150			7	136,437	175,9
2	25 B. SÁNCHEZ	ESP	Halcourier Racing	Yamaha YZF-R3	1'46.442	0.292	0.292	8	136,063	179,7
3	88 M. PEREZ	ESP	WILSport Racedays	Honda CBR500R	1'46.553	0.403	0.111	1	135,921	174,5
4	79 C. TAYLOR	GBR	MTM HS Kawasaki	Kawasaki Ninja 300	1'46.569	0.419	0.016	8	135,901	177,6
5	20 D. LOUREIRO	RSA	DS Junior Team	Yamaha YZF-R3	1'46.717	0.567	0.148	7	135,712	176,5
6	41 M. GARCIA	ESP	Halcourier Racing	Yamaha YZF-R3	1'46.804	0.654	0.087	8	135,602	178,5
7	99 P. GRASSIA	ITA	3570 Made in CIV	Kawasaki Ninja 300	1'46.883	0.733	0.079	7	135,501	171,2
8	75 S. DEROUE	NED	MTM HS Kawasaki	Kawasaki Ninja 300	1'46.959	0.809	0.076	8	135,405	175,9
9	95 G. DE GRUTTOLA	ITA	SK Racing	Yamaha YZF-R3	1'47.094	0.944	0.135	7	135,234	179,4
10	23 M. BASTIANELLI	ITA	3570 Made in CIV	Kawasaki Ninja 300	1'47.282	1.132	0.188	7	134,997	175,6
11	6 R. SCHOTMAN	NED	GRT Yamaha WorldSSP300 Team	Yamaha YZF-R3	1'47.469	1.319	0.187	8	134,763	175,0
12	22 M. KALININ	UKR	Team MOTOXRACING	Yamaha YZF-R3	1'47.851	1.701	0.382	8	134,285	174,2

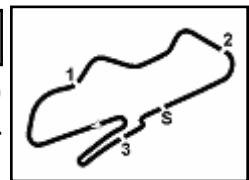
AIR	Humidity:	66%	Temp:	22°C
TRACK	Condition:	Dry	Temp:	37°C

27/05/2017 Start End The results are provisional until the end of the time limit for protests and appeals and the completion of the technical checks.

These data/results cannot be reproduced, stored and/or transmitted in whole or in part by any manner of electronic, mechanical, photocopying, recording, broadcasting or otherwise now known or herein after developed without the previous express consent by the copyright owner, except for reproduction in daily press and regular printed publications on sale to the public within 60 days of the event related to those data/results and always provided that copyright symbol appears together as follows below.

© DORNA WSBK ORGANIZATION Srl 2017





UK Round, 26-27-28 May 2017
World Supersport 300 - Results Superpole 2

Session Highlights

Local Time	No. Rider	Description
13.25.00		Start
13.29.17	88 M. PEREZ	Crashed - Turn 1
13.42.01		End Of Session

Fastest Laps Sequence

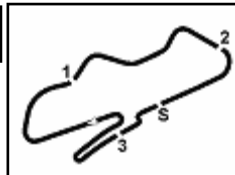
No.	Rider	Nat	Team	Bike	Local Time	Time	Gap	Avg
75	S. DEROUE	NED	MTM HS Kawasaki	Kawasaki Ninja 300	13:28'46.335	1'52.148		129,140
20	D. LOUREIRO	RSA	DS Junior Team	Yamaha YZF-R3	13:28'47.381	1'49.218	-2.930	132,605
25	B. SÁNCHEZ	ESP	Halcourier Racing	Yamaha YZF-R3	13:28'56.927	1'48.680	-0.538	133,261
41	M. GARCIA	ESP	Halcourier Racing	Yamaha YZF-R3	13:28'58.638	1'48.620	-0.060	133,335
88	M. PEREZ	ESP	WILSport Racedays	Honda CBR500R	13:29'01.187	1'46.553	-2.067	135,921
25	B. SÁNCHEZ	ESP	Halcourier Racing	Yamaha YZF-R3	13:34'28.485	1'46.452	-0.101	136,050
15	A. COPPOLA	ITA	SK Racing	Yamaha YZF-R3	13:38'52.130	1'46.150	-0.302	136,437

27/05/2017 Start End The results are provisional until the end of the time limit for protests and appeals
13:25 13:42 and the completion of the technical checks.

These data/results cannot be reproduced, stored and/or transmitted in whole or in part by any manner of electronic, mechanical, photocopying, recording, broadcasting or otherwise now known or herein after developed without the previous express consent by the copyright owner, except for reproduction in daily press and regular printed publications on sale to the public within 60 days of the event related to those data/results and always provided that copyright symbol appears together as follows below.

© DORNA WSBK ORGANIZATION Srl 2017





Donington Park 4.023 km

UK Round, 26-27-28 May 2017

World Supersport 300 - Best Sector & Speed Superpole 2

BEST LAP

1	15 A. COPPOLA	Yamaha YZF-R3	1'46.150
2	25 B. SÁNCHEZ	Yamaha YZF-R3	1'46.442
3	88 M. PEREZ	Honda CBR500R	1'46.553
4	79 C. TAYLOR	Kawasaki Ninja 300	1'46.569
5	20 D. LOUREIRO	Yamaha YZF-R3	1'46.717
6	41 M. GARCIA	Yamaha YZF-R3	1'46.804
7	99 P. GRASSIA	Kawasaki Ninja 300	1'46.883
8	75 S. DEROUE	Kawasaki Ninja 300	1'46.959
9	95 G. DE GRUTTOLA	Yamaha YZF-R3	1'47.094
10	23 M. BASTIANELLI	Kawasaki Ninja 300	1'47.282
11	6 R. SCHOTMAN	Yamaha YZF-R3	1'47.469
12	22 M. KALININ	Yamaha YZF-R3	1'47.851

SPEED

1	25 B. SÁNCHEZ	Yamaha YZF-R3	179.7
2	95 G. DE GRUTTOLA	Yamaha YZF-R3	179.4
3	41 M. GARCIA	Yamaha YZF-R3	178.5
4	79 C. TAYLOR	Kawasaki Ninja 300	177.6
5	20 D. LOUREIRO	Yamaha YZF-R3	176.5
6	75 S. DEROUE	Kawasaki Ninja 300	175.9
7	15 A. COPPOLA	Yamaha YZF-R3	175.9
8	23 M. BASTIANELLI	Kawasaki Ninja 300	175.6
9	6 R. SCHOTMAN	Yamaha YZF-R3	175.0
10	88 M. PEREZ	Honda CBR500R	174.5
11	22 M. KALININ	Yamaha YZF-R3	174.2
12	99 P. GRASSIA	Kawasaki Ninja 300	171.2

SEG. 1		SEG. 2		SEG. 3		SEG. 4		SEG. 5						
1	25 B. SÁNCHEZ	23.132	1	79 C. TAYLOR	28.489	1	15 A. COPPOLA	13.790	1	25 B. SÁNCHEZ	12.812	1	88 M. PEREZ	27.110
2	15 A. COPPOLA	23.275	2	23 M. BASTIANELLI	28.514	2	41 M. GARCIA	13.797	2	20 D. LOUREIRO	12.926	2	15 A. COPPOLA	27.192
3	75 S. DEROUE	23.339	3	75 S. DEROUE	28.514	3	23 M. BASTIANELLI	13.845	3	41 M. GARCIA	12.966	3	95 G. DE GRUTTOLA	27.226
4	41 M. GARCIA	23.357	4	25 B. SÁNCHEZ	28.632	4	25 B. SÁNCHEZ	13.865	4	88 M. PEREZ	12.973	4	20 D. LOUREIRO	27.240
5	95 G. DE GRUTTOLA	23.521	5	15 A. COPPOLA	28.686	5	95 G. DE GRUTTOLA	13.915	5	15 A. COPPOLA	12.987	5	25 B. SÁNCHEZ	27.275
6	79 C. TAYLOR	23.533	6	41 M. GARCIA	28.744	6	20 D. LOUREIRO	13.951	6	95 G. DE GRUTTOLA	12.993	6	22 M. KALININ	27.329
7	20 D. LOUREIRO	23.537	7	99 P. GRASSIA	28.768	7	99 P. GRASSIA	13.951	7	79 C. TAYLOR	13.024	7	79 C. TAYLOR	27.368
8	23 M. BASTIANELLI	23.647	8	88 M. PEREZ	28.777	8	6 R. SCHOTMAN	13.955	8	75 S. DEROUE	13.039	8	99 P. GRASSIA	27.372
9	6 R. SCHOTMAN	23.673	9	6 R. SCHOTMAN	28.782	9	79 C. TAYLOR	13.967	9	99 P. GRASSIA	13.065	9	41 M. GARCIA	27.425
10	22 M. KALININ	23.700	10	20 D. LOUREIRO	28.842	10	88 M. PEREZ	13.988	10	23 M. BASTIANELLI	13.157	10	23 M. BASTIANELLI	27.489
11	99 P. GRASSIA	23.704	11	95 G. DE GRUTTOLA	29.029	11	75 S. DEROUE	13.989	11	6 R. SCHOTMAN	13.215	11	6 R. SCHOTMAN	27.686
12	88 M. PEREZ	23.705	12	22 M. KALININ	29.029	12	22 M. KALININ	14.071	12	22 M. KALININ	13.216	12	75 S. DEROUE	27.717

27/05/2017

These data/results cannot be reproduced, stored and/or transmitted in whole or in part by any manner of electronic, mechanical, photocopying, recording, broadcasting or otherwise now known or herein after developed without the previous express consent by the copyright owner, except for reproduction in daily press and regular printed publications on sale to the public within 60 days of the event related to those data/results and always provided that copyright symbol appears together as follows below.

© DORNA WSBK ORGANIZATION Srl 2017

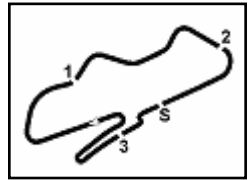
FICR PERUGIA TIMING



Official Tyre Supplier



Official Timekeeper



Donington Park 4.023 m

UK Round, 26-27-28 May 2017
World Supersport 300 - Ideal Times Superpole 2

No.	Rider	Nat	Bike	Seg. 1	Seg. 2	Seg. 3	Seg. 4	Seg. 5	Ideal Time		
				Diff. 1	Diff. 2	Diff. 3	Diff. 4	Diff. 5	Best Lap	Pos.	Diff.
1	25 B. SÁNCHEZ	ESP	Yamaha YZF-R3	23.132 0.488	28.632 0.161	13.865	12.812	27.275 0.077	1'45.716 1'46.442	2	0.726
2	15 A. COPPOLA	ITA	Yamaha YZF-R3	23.275	28.686	13.790 0.215	12.987 0.005	27.192	1'45.930 1'46.150	1	0.220
3	41 M. GARCIA	ESP	Yamaha YZF-R3	23.357 0.249	28.744	13.797 0.213	12.966 0.053	27.425	1'46.289 1'46.804	6	0.515
4	79 C. TAYLOR	GBR	Kawasaki Ninja 300	23.533 0.116	28.489	13.967	13.024	27.368 0.072	1'46.381 1'46.569	4	0.188
5	20 D. LOUREIRO	RSA	Yamaha YZF-R3	23.537 0.059	28.842 0.044	13.951 0.118	12.926	27.240	1'46.496 1'46.717	5	0.221
6	88 M. PEREZ	ESP	Honda CBR500R	23.705	28.777	13.988	12.973	27.110	1'46.553 1'46.553	3	
7	75 S. DEROUE	NED	Kawasaki Ninja 300	23.339 0.236	28.514	13.989	13.039 0.062	27.717 0.063	1'46.598 1'46.959	8	0.361
8	23 M. BASTIANELLI	ITA	Kawasaki Ninja 300	23.647 0.194	28.514	13.845 0.338	13.157 0.098	27.489	1'46.652 1'47.282	10	0.630
9	95 G. DE GRUTTOLA	ITA	Yamaha YZF-R3	23.521 0.344	29.029	13.915	12.993	27.226 0.066	1'46.684 1'47.094	9	0.410
10	99 P. GRASSIA	ITA	Kawasaki Ninja 300	23.704	28.768	13.951	13.065 0.023	27.372	1'46.860 1'46.883	7	0.023
11	6 R. SCHOTMAN	NED	Yamaha YZF-R3	23.673 0.059	28.782	13.955	13.215 0.063	27.686 0.036	1'47.311 1'47.469	11	0.158
12	22 M. KALININ	UKR	Yamaha YZF-R3	23.700 0.119	29.029 0.299	14.071 0.088	13.216	27.329	1'47.345 1'47.851	12	0.506
Overall Ideal Time				23.132	28.489	13.790	12.812	27.110	1'45.333		

27/05/2017

These data/results cannot be reproduced, stored and/or transmitted in whole or in part by any manner of electronic, mechanical, photocopying, recording, broadcasting or otherwise now known or herein after developed without the previous express consent by the copyright owner, except for reproduction in daily press and regular printed publications on sale to the public within 60 days of the event related to those data/results and always provided that copyright symbol appears together as follows below.

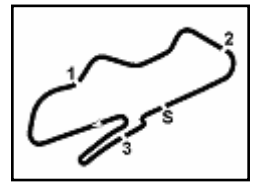
© DORNA WSBK ORGANIZATION Srl 2017

FICR PERUGIA TIMING


Official Tyre Supplier



Official Timekeeper



UK Round, 26-27-28 May 2017

World Supersport 300 - Chronological Analysis Superpole 2

1° 15 A. COPPOLA (1'46.150)

Lap	Seg. 1	Seg. 2	Seg. 3	Seg. 4	Seg. 5	Lap Time	km/h	Local Time
1	26.693	31.001	15.054	13.775	31.629	1'51.852	166.7	13:27'45.634
2	23.672	29.560	14.098	13.274	28.227	1'46.815	175.9	13:29'37.486
3	23.556	28.851	13.944	12.987	27.361	1'52.864	168.2	13:31'24.301
4	23.359	31.266	15.273	13.215	29.554	1'58.198	161.0	13:33'17.165
5	23.594	34.209	17.096	13.458	30.076	1'50.617	171.2	13:35'15.363
6	23.275	29.104	14.108	13.055	30.756	1'46.150	171.2	13:37'05.980
7	24.823	28.686	14.005	12.992	27.192	1'49.474	171.7	13:38'52.130
8	23.275	29.319	13.790	13.339	28.203	1'46.150	171.7	13:40'41.604

2° 25 B. SÁNCHEZ (1'46.442)

Lap	Seg. 1	Seg. 2	Seg. 3	Seg. 4	Seg. 5	Lap Time	km/h	Local Time
1	23.888	32.392	16.190	16.241	30.336	1'48.680	155.6	13:27'08.247
2	23.593	29.499	14.316	13.344	27.633	1'48.025	170.9	13:28'56.927
3	24.811	29.348	14.327	13.089	27.668	1'57.081	159.3	13:30'44.952
4	23.273	30.291	15.172	13.931	32.876	1'46.452	175.0	13:32'42.033
5	23.894	28.792	14.149	12.963	27.275	1'51.527	173.9	13:34'28.485
6	23.356	29.860	14.432	13.868	29.473	1'46.474	176.8	13:36'20.012
7	23.620	29.291	14.446	15.666	28.760	1'51.519	157.0	13:38'11.531
8	23.132	28.793	13.865	12.812	27.352	1'46.442	179.7	13:39'57.973
9	23.132	28.632	14.152	12.923	27.635	1'46.474	176.8	13:41'44.447

3° 88 M. PEREZ (1'46.553)

Lap	Seg. 1	Seg. 2	Seg. 3	Seg. 4	Seg. 5	Lap Time	km/h	Local Time
1	23.705	32.057	14.560	13.235	27.655	1'46.553	174.5	13:27'14.634
2	23.705	28.777	13.988	12.973	27.110	1'46.553	174.5	13:29'01.187

4° 79 C. TAYLOR (1'46.569)

Lap	Seg. 1	Seg. 2	Seg. 3	Seg. 4	Seg. 5	Lap Time	km/h	Local Time
1	23.675	30.776	14.736	14.156	28.534	1'52.371 P	171.4	13:26'54.775
2	39.063	30.042	14.842	13.642	30.170	2'04.093 P	172.8	13:28'47.146
3	23.704	28.837	14.183	13.203	27.731	1'47.658	173.1	13:32'38.897
4	24.099	33.341	14.290	13.555	27.833	1'53.118	163.1	13:34'32.015
5	23.713	28.895	13.991	13.282	27.798	1'47.679	177.6	13:36'19.694
6	23.533	28.774	14.066	13.250	27.368	1'46.991	173.9	13:38'06.685
7	23.884	33.029	14.064	13.233	28.249	1'52.459	173.1	13:39'59.144
8	23.649	28.489	13.967	13.024	27.440	1'46.569	176.2	13:41'45.713

5° 20 D. LOUREIRO (1'46.717)

Lap	Seg. 1	Seg. 2	Seg. 3	Seg. 4	Seg. 5	Lap Time	km/h	Local Time
1	24.387	31.328	17.395	15.633	28.685	1'49.218	110.1	13:26'58.163
2	23.816	29.690	14.281	13.136	27.724	1'48.077	173.4	13:28'47.381
3	24.407	29.175	13.951	12.957	28.178	1'48.077	173.4	13:30'35.458
4	227.035	30.423	14.687	13.766	31.581	1'54.864 P	161.9	13:32'30.322
5	23.742	29.296	14.060	13.046	27.414	1'46.807	171.7	13:36'21.173
6	23.037	28.888	13.965	12.935	27.413	1'46.943	176.6	13:38'08.116
7	23.537	28.842	14.111	12.972	27.345	1'46.807	171.7	13:39'54.923
8	23.596	28.886	14.069	12.926	27.240	1'46.717	171.4	13:41'41.640

6° 41 M. GARCIA (1'46.804)

Lap	Seg. 1	Seg. 2	Seg. 3	Seg. 4	Seg. 5	Lap Time	km/h	Local Time
1	24.077	32.442	16.441	16.116	31.486	1'48.620	141.2	13:27'10.018
2	23.704	29.379	14.068	13.259	27.837	1'47.612	178.5	13:28'58.638
3	24.999	28.992	13.797	13.159	27.960	1'56.447	163.9	13:30'46.250
4	23.569	29.466	15.354	13.787	32.841	1'47.042	175.9	13:32'42.697
5	23.357	29.098	13.943	12.966	27.466	1'48.924	167.4	13:34'29.739
6	23.533	28.971	14.298	13.106	28.855	1'48.587	170.9	13:36'18.326
7	23.606	29.045	14.961	15.987	28.506	1'52.032	125.0	13:38'10.358
8	23.467	28.770	14.010	13.019	27.425	1'46.804	175.6	13:39'57.162
9	23.467	28.770	14.117	13.135	27.443	1'46.932	171.2	13:41'44.094

7° 99 P. GRASSIA (1'46.883)

Lap	Seg. 1	Seg. 2	Seg. 3	Seg. 4	Seg. 5	Lap Time	km/h	Local Time
1	24.482	31.884	15.863	13.546	36.802	1'49.409	158.1	13:27'46.351
2	24.257	29.572	14.320	13.294	27.741	1'48.924	167.4	13:29'35.760
3	23.718	29.286	14.258	13.216	27.907	1'47.456	167.2	13:31'24.684
4	28.089	28.858	14.218	13.210	27.452	1'50.010	169.5	13:33'12.140
5	23.783	34.992	16.995	14.130	29.986	2'04.192	155.6	13:35'16.332
6	23.783	28.977	14.096	13.065	27.375	1'47.296	169.0	13:37'03.628
7	26.153	29.077	14.217	13.078	27.485	1'50.010	169.5	13:38'53.638
8	23.704	28.768	13.951	13.088	27.372	1'46.883	171.2	13:40'40.521

8° 75 S. DEROUÉ (1'46.959)

Lap	Seg. 1	Seg. 2	Seg. 3	Seg. 4	Seg. 5	Lap Time	km/h	Local Time
-----	--------	--------	--------	--------	--------	----------	------	------------

1	24.133	30.873	14.801	13.985	29.131	1'52.148	167.2	13:26'54.187
2	23.964	29.795	14.383	13.328	30.509	1'48.907	170.6	13:28'46.335
3	25.444	29.183	14.220	13.361	28.179	1'48.907	170.6	13:30'35.242
4	23.644	33.056	17.198	14.819	35.681	2'06.198	151.3	13:32'41.440
5	23.630	28.824	14.334	13.077	27.814	1'47.693	171.2	13:34'29.133
6	23.339	29.236	14.395	13.744	29.980	1'50.985	170.3	13:36'20.118
7	23.745	29.348	14.171	13.465	29.170	1'49.493	172.8	13:38'09.611
8	23.575	29.204	14.131	13.039	27.717	1'47.836	174.5	13:39'57.447
9	23.575	28.514	13.989	13.101	27.780	1'46.959	175.9	13:41'44.406

9° 95 G. DE GRUTTOLA (1'47.094)

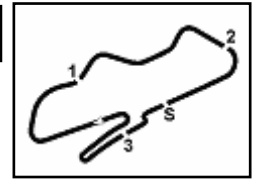
Lap	Seg. 1	Seg. 2	Seg. 3	Seg. 4	Seg. 5	Lap Time	km/h	Local Time
1	25.633	31.174	15.197	13.708	33.108	1'50.705	175.9	13:27'47.622
2	23.865	29.818	14.105	13.202	29.947	1'47.094	179.4	13:29'38.327
3	23.536	29.029	13.915	12.993	27.292	1'52.301	161.9	13:31'25.421
4	23.536	29.988	15.738	13.251	29.788	1'59.747	153.2	13:33'17.722
5	23.755	32.173	18.621	13.782	31.650	1'47.542	173.4	13:35'17.469
6	23.617	29.065	14.085	13.059	27.578	1'47.542	173.4	13:37'05.011
7	23.617	29.539	14.026	13.098	27.226	1'47.506	173.9	13:38'52.517
8	23.651	29.191	14.092	13.062	27.467	1'47.463	171.7	13:40'39.980

10° 23 M. BASTIANELLI (1'47.282)

Lap	Seg. 1	Seg. 2	Seg. 3	Seg. 4	Seg. 5	Lap Time	km/h	Local Time
1	26.345	30.433	15.450	13.628	31.613	1'51.830	165.1	13:27'46.739
2	23.727	29.795	14.313	13.298	28.079	1'47.424	171.4	13:29'38.569
3	23.767	28.669	14.105	13.159	27.764	1'47.424	171.4	13:31'25.993
4	23.647	28.881	15.618	14.150	29.657	1'58.129	160.2	13:33'18.066
5	24.202	32.064	17.950	13.502	30.966	1'48.644	164.6	13:35'16.195
6	24.202	28.820	14.043	13.641	27.938	1'48.134	175.6	13:37'04.839
7	23.808	29.818	13.845	13.157	27.506	1'47.282	168.2	13:38'52.973
8	23.841	28.514	14.183	13.255	27.489	1'47.282	168.2	13:40'40.255

11° 6 R. SCHOTMAN (1'47.469)

Lap	Seg. 1	Seg. 2	Seg. 3	Seg. 4	Seg. 5	Lap Time	km/h	Local Time
1	24.394	31.063	14.571	14.638	31.452	1'49.893	168.0	13:27'10.955
2	24.455	29.761	14.301	13.525	27.912	1'50.869	163.9	13:29'00.848
3	23.974	29.852	14.667	13.936	27.959	1'48.903	169.3	13:30'51.717
4	23.956	29.289	14.284	13.256	28.100	1'48.830	175.0	13:32'40.620
5	23.673	29.817	14.129	13.215	27.713	1'48.430	174.2	13:34'29.450
6	23.673	29.221	14.420	13.324	27.792	1'48.430	174.2	

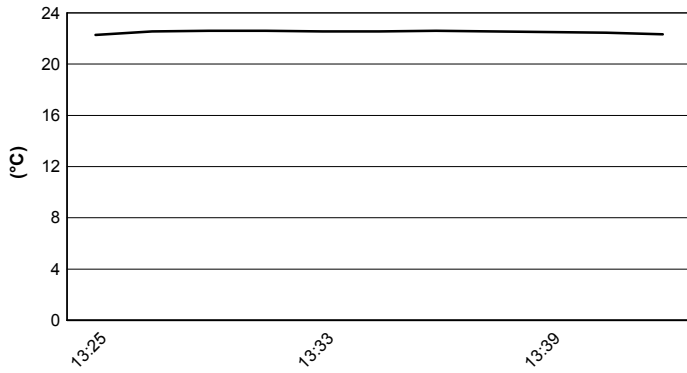


Donington Park 4.023 m

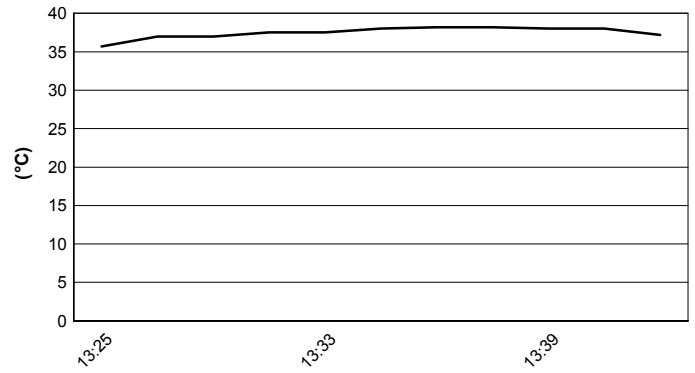
UK Round, 26-27-28 May 2017
World Supersport 300 - Weather Report Superpole 2

Session started 13:25 Session ended 13:42

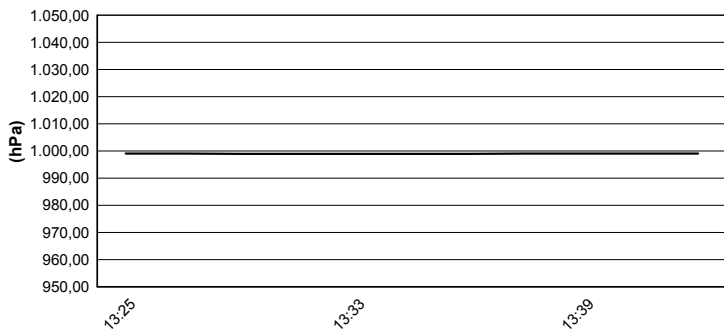
Air Temperature



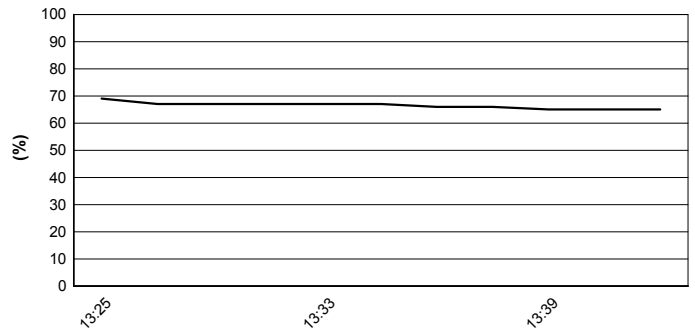
Track Temperature



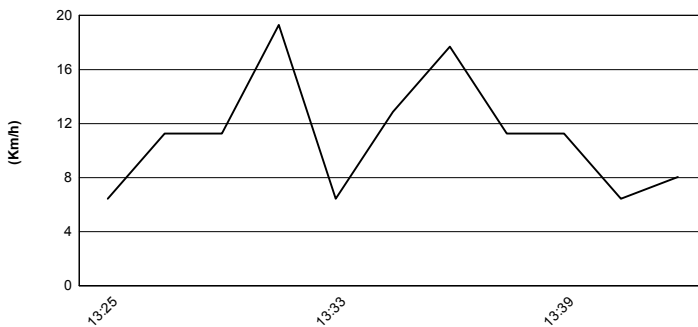
Air Pressure



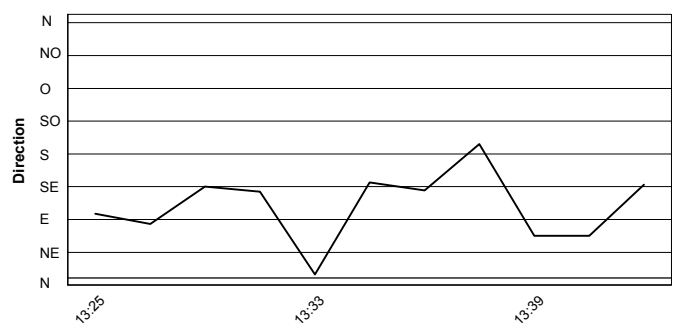
Humidity



Wind Speed



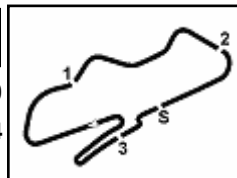
Wind Direction



27/05/2017

These data/results cannot be reproduced, stored and/or transmitted in whole or in part by any manner of electronic, mechanical, photocopying, recording, broadcasting or otherwise now known or herein after developed without the previous express consent by the copyright owner, except for reproduction in daily press and regular printed publications on sale to the public within 60 days of the event related to those data/results and always provided that copyright symbol appears together as follows below.
© DORNA WSBK ORGANIZATION Srl 2017





Donington Park 4.023 m

UK Round, 26-27-28 May 2017

World Supersport 300 - TISSOT Superpole Award

1 / 2

	Points	Points From First	Points From Previous	April 2 ARAGÓN	April 30 ASSEN	May 14 IMOLA	May 28 DONINGTON PARK	June 18 MISANO	August 20 LAUSITZRING	September 17 PORTIMÃO	October 1 MAGNY COURS	October 22 JEREZ								
1 PEREZ Mika (ESP)	74			20	13	25	16													
2 SÁNCHEZ Borja (ESP)	71	3		10	25	16	20													
3 COPPOLA Alfonso (ITA)	55	19	16		10	20	25													
4 DEROUE Scott (NED)	53	21	2	25	20		8													
5 GRASSIA Paolo (ITA)	40	34	13	7	16	8	9													
6 KALININ Mykyta (UKR)	38	36	2	16	11	7	4													
7 DE GRUTTOLA Giuseppe (ITA)	34	40	4	8	9	10	7													
8 GARCIA Marc (ESP)	30	44	4	9		11	10													
9 SCHOTMAN Robert (NED)	27	47	3	11	5	6	5													
10 LOUREIRO Dorren (RSA)	26	48	1		6	9	11													
11 TAYLOR Chris (GBR)	20	54	6	3	4		13													
12 GIACOMINI Paolo (ITA)	14	60	6			13	1													
13 VALLE Daniel (ESP)	13	61	1	13																
14 BASTIANELLI Manuel (ITA)	13	61	0		7		6													
15 CARRASCO Ana (ESP)	10	64	3	2	3	3	2													
16 DE BRUIN Finn (NED)	8	66	2		8															
17 NODERER Gabriel (GER)	6	68	2	6																
18 MURLEY Alex (GBR)	6	68	0		2	4														
19 FACCO Jacopo (ITA)	5	69	1			5														
20 PONTONE Armando (ITA)	5	69	0	5																
21 CABUK Harun (TUR)	4	70	1	4																
22 RUSMIPUTRO Ali Adriansyah (INA)	3	71	1				3													
23 BERNARDI Luca (RSM)	2	72	1			2														

27/05/2017

These data/results cannot be reproduced, stored and/or transmitted in whole or in part by any manner of electronic, mechanical, photocopying, recording, broadcasting or otherwise now known or herein after developed without the previous express consent by the copyright owner, except for reproduction in daily press and regular printed publications on sale to the public within 60 days of the event related to those data/results and always provided that copyright symbol appears together as follows below.

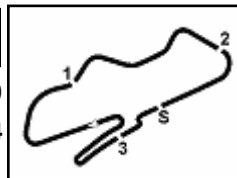
© DORNA WSBK ORGANIZATION Srl 2016

FCR PERUGIA TIMING


Official Tyre Supplier



Official Timekeeper



Donington Park 4.023 m

UK Round, 26-27-28 May 2017
World Supersport 300 - TISSOT Superpole Award

	Points	Points From First	Points From Previous	April 2 ARAGÓN	April 30 ASSEN	May 14 IMOLA	May 28 DONINGTON PARK	June 18 MISANO	August 20 LAUSITZRING	September 17 PORTIMÃO	October 1 MAGNY COURS	October 22 JEREZ							
24 TRIGLIA Alex (ITA)	2	72	0		1	1													
25 LICCIARDI Angelo (BEL)	1	73	1	1															

27/05/2017

These data/results cannot be reproduced, stored and/or transmitted in whole or in part by any manner of electronic, mechanical, photocopying, recording, broadcasting or otherwise now known or herein after developed without the previous express consent by the copyright owner, except for reproduction in daily press and regular printed publications on sale to the public within 60 days of the event related to those data/results and always provided that copyright symbol appears together as follows below.

© DORNA WSBK ORGANIZATION Srl 2016

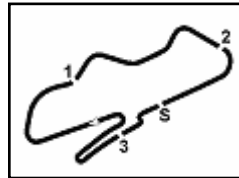
FKR PERUGIA TIMING



Official Tyre Supplier



Official Timekeeper



Donington Park 4.023 m

UK Round, 26-27-28 May 2017
World Supersport 300 - Superpole Ranking

	2017
01 Aragon	Deroue (Ned) Kaw 2'12.712 (137,7 Km/h)
02 Assen	Sánchez (Esp) Yam 1'53.814 (143,7 Km/h)
03 Imola	Perez (Esp) Hon 2'10.115 (136,6 Km/h)
04 Donington Park	Coppola (Ita) Yam 1'46.150 (136,4 Km/h)

2017

- 1 B. Sánchez
- 1 **A. Coppola**
- 1 S. Deroue
- 1 M. Perez

ALL TIMES

- 1 M. Perez
- 1 S. Deroue
- 1 **A. Coppola**
- 1 B. Sánchez

27/05/2017

These data/results cannot be reproduced, stored and/or transmitted in whole or in part by any manner of electronic, mechanical, photocopying, recording, broadcasting or otherwise now known or herein after developed without the previous express consent by the copyright owner, except for reproduction in daily press and regular printed publications on sale to the public within 60 days of the event related to those data/results and always provided that copyright symbol appears together as follows below.

© DORNA WSBK ORGANIZATION Srl 2017

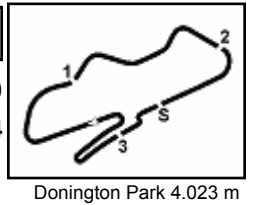
FKR PERUGIA TIMING



Official Tyre Supplier



Official Timekeeper



UK Round, 26-27-28 May 2017

World Supersport 300 - Best Laps & Speeds

1 / 2

No.	Rider		Best Lap		FP1		FP2		QP1		QP2	
	Nat	Bike	laps	speed	laps	speed	laps	speed	laps	speed	laps	speed
1	15	A. COPPOLA	36	183,3	14	183,0	15	183,3			7	175,9
		ITA Yamaha YZF-R3										
2	88	M. PEREZ	28	181,5	13	180,3	14	181,5			1	174,4
		ESP Honda CBR500R										
3	95	G. DE GRUTTOLA	36	180,9	14	180,9	15	180,0			7	179,4
		ITA Yamaha YZF-R3										
4	41	M. GARCIA	39	183,3	16	183,3	15	182,1			8	178,5
		ESP Yamaha YZF-R3										
5	22	M. KALININ	37	180,3	14	180,3	15	180,3			8	174,1
		UKR Yamaha YZF-R3										
6	20	D. LOUREIRO	35	182,4	14	182,4	14	180,3			7	176,4
		RSA Yamaha YZF-R3										
7	25	B. SÁNCHEZ	39	184,3	16	184,3	15	181,2			8	179,7
		ESP Yamaha YZF-R3										
8	79	C. TAYLOR	35	183,6	13	183,6	14	177,9			8	177,6
		GBR Kawasaki Ninja 300										
9	75	S. DEROUE	36	180,6	14	180,6	14	176,7			8	175,9
		NED Kawasaki Ninja 300										
10	6	R. SCHOTMAN	39	182,4	16	182,4	15	179,1			8	175,0
		NED Yamaha YZF-R3										
11	99	P. GRASSIA	43	183,0	15	178,2	14	183,0	7	175,3	7	171,1
		ITA Kawasaki Ninja 300										
12	14	E. DE LA VEGA	39	180,3	16	180,3	16	178,8	7	175,3		
		FRA Yamaha YZF-R3										
13	33	D. VALLE	38	183,6	16	183,6	15	181,2	7	178,5		
		ESP Yamaha YZF-R3										
14	28	P. GIACOMINI	38	180,9	15	178,2	15	180,9	8	173,6		
		ITA Yamaha YZF-R3										
15	23	M. BASTIANELLI	41	181,5	14	181,5	13	180,3	7	175,6	7	175,6
		ITA Kawasaki Ninja 300										
16	2	A. CARRASCO	40	184,6	16	184,6	16	183,3	8	179,7		
		ESP Kawasaki Ninja 300										
17	12	A. RUSMIPUTRO	31	181,5	12	179,7	12	181,5	7	179,7		
		INA Yamaha YZF-R3										
18	80	A. PONTONE	36	180,3	14	179,4	15	180,3	7	176,7		
		ITA Yamaha YZF-R3										
19	18	A. MURLEY	35	178,2	13	178,2	14	178,2	8	177,9		
		GBR Yamaha YZF-R3										
20	13	J. FACCO	37	179,7	15	179,1	15	179,7	7	175,0		
		ITA Yamaha YZF-R3										

27/05/2017

These data/results cannot be reproduced, stored and/or transmitted in whole or in part by any manner of electronic, mechanical, photocopying, recording, broadcasting or otherwise now known or herein after developed without the previous express consent by the copyright owner, except for reproduction in daily press and regular printed publications on sale to the public within 60 days of the event related to those data/results and always provided that copyright symbol appears together as follows below.

© DORNA WSBK ORGANIZATION Srl 2017

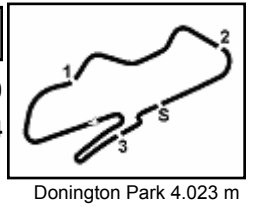
FICR PERUGIA TIMING



Official Tyre Supplier



Official Timekeeper



UK Round, 26-27-28 May 2017

World Supersport 300 - Best Laps & Speeds

2 / 2

No.	Rider		Best Lap		FP1		FP2		QP1		QP2	
	Nat	Bike	laps	speed	laps	speed	laps	speed	laps	speed	laps	speed
21	121	K. PATOVA	34	181,2	15	181,2	16	180,6	3	174,1		
		FIN Yamaha YZF-R3										
22	87	A. LICCIARDI	37	181,8	15	179,1	15	181,8	7	172,5		
		BEL Yamaha YZF-R3										
23	84	M. CARBONERA	32	179,7	11	179,7	14	179,7	7	176,1		
		ITA Yamaha YZF-R3										
24	130	R. FERREIRA	39	180,9	15	177,9	16	180,9	8	174,7		
		BRA Yamaha YZF-R3										
25	62	J. SCHULTZ	36	179,4	13	179,4	15	178,2	8	173,0		
		RSA Kawasaki Ninja 300										
26	35	A. TRIGLIA	37	178,5	15	176,1	15	178,5	7	176,1		
		ITA Honda CBR500R										
27	27	F. ROVELLI	35	179,7	14	178,8	14	179,7	7	175,6		
		ITA Yamaha YZF-R3										
28	17	G. NODERER	34	178,5	15	176,1	15	178,5	4	175,0		
		GER Honda CBR500R										
29	9	R. DOORAKKERS	38	178,2	15	178,2	15	176,7	8	171,4		
		NED Yamaha YZF-R3										
30	19	E. ROVELLI	33	178,5	14	177,3	15	178,5	4	169,2		
		ITA Yamaha YZF-R3										
31	21	A. BIDDLE	30	178,8	14	178,5	13	178,8	3	174,7		
		NZL Kawasaki Ninja 300										
32	64	A. PAK	36	175,9	14	174,7	15	175,9	7	173,6		
		TUR Kawasaki Ninja 300										
33	26	L. HOPKINS	34	182,1	14	179,4	13	182,1	7	175,9		
		GBR Kawasaki Ninja 300										
34	53	V. GRIMOUX	36	171,1	14	170,6	15	171,1	7	168,2		
		FRA Yamaha YZF-R3										
35	7	N. SETTIMO	34	176,7	15	176,4	12	176,7	7	175,0		
		ITA Yamaha YZF-R3										
36	11	N. CUPAIOLI	37	176,4	15	176,4	15	175,0	7	171,9		
		ITA Yamaha YZF-R3										

27/05/2017

These data/results cannot be reproduced, stored and/or transmitted in whole or in part by any manner of electronic, mechanical, photocopying, recording, broadcasting or otherwise now known or herein after developed without the previous express consent by the copyright owner, except for reproduction in daily press and regular printed publications on sale to the public within 60 days of the event related to those data/results and always provided that copyright symbol appears together as follows below.

© DORNA WSBK ORGANIZATION Srl 2017

FICR PERUGIA TIMING



Official Tyre Supplier



Official Timekeeper