

Lausitzring 4.265 m

1 / 2

## German Round, 18-19-20 August 2017 World Superbike - Results Race 1

Laps 21 = 89,565 Km - Time Of Race 34'08.073 - Avg. 157,433 km/h

Pos	Race Grid	No. Rider	Nat	Team	Bike	LL	Gap	Fastest Lap	Speed	Qualifying		Ranking		
										Time	Speed	R1	R2	Tot
1	6	<b>7 C. DAVIES</b>	GBR	Aruba.it Racing - Ducati	Ducati Panigale R	21		1'36.919	282,0	1'36.761	280,6	25	<b>251</b>	3
2	2	<b>1 J. REA</b>	GBR	Kawasaki Racing Team	Kawasaki ZX-10RR	21	<b>1.834</b>	1'37.012	287,3	1'36.334	282,8	20	<b>361</b>	1
3	1	<b>66 T. SYKES</b>	GBR	Kawasaki Racing Team	Kawasaki ZX-10RR	21	<b>3.250</b>	1'36.918	283,5	1'36.121	281,3	16	<b>298</b>	2
4	4	<b>33 M. MELANDRI</b>	ITA	Aruba.it Racing - Ducati	Ducati Panigale R	21	<b>16.005</b>	1'37.168	286,6	1'36.700	285,8	13	<b>202</b>	4
5	9	<b>2 L. CAMIER</b>	GBR	MV Agusta Reparto Corse	MV Agusta 1000 F4	21	<b>16.597</b>	1'37.600	277,0	1'36.931	274,1	11	<b>110</b>	8
6	7	<b>22 A. LOWES</b>	GBR	Pata Yamaha Official WorldSBK Team	Yamaha YZF R1	21	<b>16.783</b>	1'37.603	282,0	1'36.774	279,8	10	<b>158</b>	5
7	3	<b>32 L. SAVADORI</b>	ITA	Milwaukee Aprilia	Aprilia RSV4 RF	21	<b>24.898</b>	1'37.807	277,0	1'36.463	280,6	9	<b>72</b>	12
8	12	<b>12 X. FORÉS</b>	ESP	BARNI Racing Team	Ducati Panigale R	21	<b>31.137</b>	1'38.266	282,0	1'37.834	281,3	8	<b>140</b>	6
9	5	<b>81 J. TORRES</b>	ESP	Althea BMW Racing Team	BMW S 1000 RR	21	<b>31.373</b>	1'38.028	286,6	1'36.739	281,3	7	<b>101</b>	9
10	8	<b>50 E. LAVERTY</b>	IRL	Milwaukee Aprilia	Aprilia RSV4 RF	21	<b>40.593</b>	1'37.642	284,3	1'36.796	286,6	6	<b>95</b>	10
11	14	<b>36 L. MERCADO</b>	ARG	IODARacing	Aprilia RSV4 RF	21	<b>47.796</b>	1'39.049	282,8	1'38.456	282,8	5	<b>71</b>	13
12	19	<b>88 R. KRUMMENACHER</b>	SUI	Kawasaki Puccetti Racing	Kawasaki ZX-10RR	21	<b>48.509</b>	1'38.905	278,4	1'39.319	277,0	4	<b>50</b>	15
13	10	<b>21 M. REITERBERGER</b>	GER	Van Zon Remeha BMW	BMW S 1000 RR	21	<b>50.795</b>	1'38.184	282,0	1'37.243	279,1	3	<b>22</b>	19
14	20	<b>40 R. RAMOS</b>	ESP	Team Kawasaki Go Eleven	Kawasaki ZX-10RR	21	<b>1'00.282</b>	1'38.932	277,0	1'39.388	272,7	2	<b>75</b>	11
15	11	<b>60 M. VAN DER MARK</b>	NED	Pata Yamaha Official WorldSBK Team	Yamaha YZF R1	21	<b>1'04.118</b>	1'38.381	280,6	1'37.532	279,8	1	<b>130</b>	7
16	16	<b>86 A. BADOVINI</b>	ITA	Grillini Racing Team	Kawasaki ZX-10RR	21	<b>1'35.425</b>	1'39.812	275,5	1'38.603	277,7		<b>14</b>	21
-----Not Classified-----														
RET	13	<b>35 R. DE ROSA</b>	ITA	Althea BMW Racing Team	BMW S 1000 RR	16	<b>5 Laps</b>	1'38.345	282,8	1'38.194	282,0		<b>30</b>	18
RET	21	<b>19 P. SZKOPEK</b>	POL	Pazera Racing	Yamaha YZF R1	15	<b>6 Laps</b>	1'40.606	273,4	1'39.803	270,7			
RET	22	<b>84 R. RUSSO</b>	ITA	Pedercini Racing SC-Project	Kawasaki ZX-10RR	14	<b>7 Laps</b>	1'39.563	275,5	1'39.904	274,8		<b>8</b>	23
RET	18	<b>37 O. JEZEK</b>	CZE	Grillini Racing Team	Kawasaki ZX-10RR	10	<b>11 Laps</b>	1'40.031	270,7	1'39.252	269,3		<b>12</b>	22
RET	17	<b>34 D. GIUGLIANO</b>	ITA	Red Bull Honda World Superbike Team	Honda CBR1000RR	10	<b>11 Laps</b>	1'38.941	279,1	1'39.223	273,4			
RET	23	<b>55 M. ROCCOLI</b>	ITA	Guandalini Racing	Yamaha YZF R1	6	<b>15 Laps</b>	1'41.498	270,0	1'40.634	272,1			

AIR	Humidity:	56%	Temp:	20°C
TRACK	Condition:	Dry	Temp:	32°C

Records	Pole (SP2)	2017	T.Sykes	1'36.121	159,74 Km/h
	Race (RC1)	2016	C.Davies	1'37.357	157,71 Km/h
	Circuit (SP2)	2017	T.Sykes	1'36.121	159,74 Km/h
Race Fastest lap	(New Record)	Lap 6	T.Sykes	1'36.918	158,42 Km/h

LAP LEADERS					
No. Rider	From	To	Laps	Total	
<b>66 T. SYKES</b>	1	1	1	1	
<b>7 C. DAVIES</b>	2	21	20	20	

TOTAL LEADER LAPS				
No. Rider	Laps			
<b>1 J. REA</b>	148	<b>22 A. LOWES</b>		5
<b>7 C. DAVIES</b>	112	<b>50 E. LAVERTY</b>		2
<b>66 T. SYKES</b>	31	<b>36 L. MERCADO</b>		1
<b>33 M. MELANDRI</b>	19			
<b>60 M. VAN DER MARK</b>	13			
<b>12 X. FORÉS</b>	8			
<b>81 J. TORRES</b>	8			

Start 19/08/2017 13:01 End 13:36 The results are provisional until the end of the time limit for protests and appeals and the completion of the technical checks.

These data/results cannot be reproduced, stored and/or transmitted in whole or in part by any manner of electronic, mechanical, photocopying, recording, broadcasting or otherwise now known or herein after developed without the previous express consent by the copyright owner, except for reproduction in daily press and regular printed publications on sale to the public within 60 days of the event related to those data/results and always provided that copyright symbol appears together as follows below.

© DORNA WSBK ORGANIZATION Srl 2017



## German Round, 18-19-20 August 2017 World Superbike - Results Race 1

### Race Highlights

Time	No. Rider	Description
12.57.54		Warm-up Lap Start
13.01.01		Start
13.03.26	86 Badovini	On the Gravel - Re-Joined - Turn 6
13.03.32		No Jump Start
13.04.00		New Best Lap
13.11.39	55 Roccoli	Stop - Technical Problem
13.13.09	36 Mercado	On the Gravel - Re-Joined - Turn 6
13.14.25	55 Roccoli	Out
13.15.55	37 Jezek	Stop - Technical Problem
13.16.30	34 Giugliano	On the Gravel - Re-Joined - Turn 6
13.16.58	34 Giugliano	Technical Problem - Turn 9
13.17.41	34 Giugliano	Re-joined
13.17.46	37 Jezek	Entered Pits
13.18.06	35 De Rosa	Crashed - Turn 6
13.18.28	35 De Rosa	Re-joined
13.18.45	34 Giugliano	Entered Pits
13.19.45	34 Giugliano	Retired
13.20.22	37 Jezek	Out
13.22.01	21 Reiterberger	On the Gravel - Re-Joined - Turn 10
13.24.38	84 Russo	On the Gravel - Re-Joined - Turn 10
13.25.13	19 Szkopek	On the Gravel - Re-Joined - Turn 1
13.25.22	84 Russo	Entered Pits
13.25.40	19 Szkopek	Technical Problem - Turn 5
13.25.56	19 Szkopek	Re-joined
13.26.02	84 Russo	Retired
13.26.57	19 Szkopek	Stop - Technical Problem
13.27.58	35 De Rosa	Entered Pits
13.28.45	35 De Rosa	Retired
13.30.34	19 Szkopek	Out
13.36.44		End Of Session

19/08/2017      Start      End      The results are provisional until the end of the time limit for protests and appeals  
13:01      13:36      and the completion of the technical checks.

These data/results cannot be reproduced, stored and/or transmitted in whole or in part by any manner of electronic, mechanical, photocopying, recording, broadcasting or otherwise now known or herein after developed without the previous express consent by the copyright owner, except for reproduction in daily press and regular printed publications on sale to the public within 60 days of the event related to those data/results and always provided that copyright symbol appears together as follows below.

© DORNA WSBK ORGANIZATION Srl 2017



Lausitzring 4.265 m

1 / 3

**German Round, 18-19-20 August 2017**
**World Superbike - Lap Chart Race 1**

	Lap																				
	1	2	3	4	5	6	7	8	9	10	11	12	13	14	15	16	17	18	19	20	21
1	66	7	7	7	7	7	7	7	7	7	7	7	7	7	7	7	7	7	7	7	7
2	7	66	1	1	1	1	1	1	1	1	1	1	1	1	1	1	1	1	1	1	1
3	1	1	66	66	66	66	66	66	66	66	66	66	66	66	66	66	66	66	66	66	66
4	33	33	33	33	33	33	33	33	33	33	33	33	33	33	33	33	33	33	33	33	33
5	22	22	22	2	2	2	2	2	2	2	2	2	2	2	2	2	2	2	2	2	2
6	32	32	2	22	22	22	22	22	22	22	22	22	22	22	22	22	22	22	22	22	22
7	2	2	32	32	32	32	32	32	32	32	32	32	32	32	32	32	32	32	32	32	32
8	60	21	21	21	21	21	21	21	21	21	21	21	50	50	50	50	50	12	12	12	12
9	21	12	12	12	50	50	12	50	50	50	50	50	12	12	12	12	81	81	81	81	81
10	12	35	35	35	12	12	50	12	35	35	12	12	81	81	81	81	81	50	50	50	50
11	35	36	50	50	35	35	35	35	12	12	60	60	60	60	60	21	21	21	21	36	36
12	36	34	36	36	36	36	60	60	60	60	81	81	21	21	21	60	36	36	36	88	88
13	86	50	34	34	34	60	36	81	81	81	36	36	36	36	36	88	88	88	88	21	21
14	34	88	88	88	60	34	81	36	36	36	88	88	88	88	88	60	60	60	60	60	40
15	40	40	40	40	88	88	34	34	34	88	40	40	40	40	40	40	40	40	40	40	60
16	88	60	60	60	81	81	88	88	88	40	19	19	19	19	35	86	86	86	86	86	86
17	84	84	81	81	40	40	40	40	40	19	84	84	35	35	86	35					
18	50	81	84	84	37	37	37	37	37	84	35	35	84	86	19						
19	37	37	37	37	84	84	84	84	84	86	86	86	86	84							
20	19	19	19	19	19	19	19	19	19	37											
21	81	55	55	55	55	55	86	86	86	34											
22	55	86	86	86	86	86															

Final Result		
1	7 C. DAVIES	Laps 21
2	1 J. REA	1.834
3	66 T. SYKES	3.250
4	33 M. MELANDRI	16.005
5	2 L. CAMIER	16.597
6	22 A. LOWES	16.783
7	32 L. SAVADORI	24.898
8	12 X. FORÉS	31.137
9	81 J. TORRES	31.373
10	50 E. LAVERTY	40.593
11	36 L. MERCADO	47.796
12	88 R. KRUMMENACHER	48.509
13	21 M. REITERBERGER	50.795
14	40 R. RAMOS	1'00.282
15	60 M. VAN DER MARK	1'04.118
16	86 A. BADOVINI	1'35.425
RET 35	R. DE ROSA	5 Laps
RET 19	P. SZKOPEK	6 Laps
RET 84	R. RUSSO	7 Laps
RET 37	O. JEZEK	11 Laps
RET 34	D. GIUGLIANO	11 Laps
RET 55	M. ROCCOLI	15 Laps

19/08/2017

These data/results cannot be reproduced, stored and/or transmitted in whole or in part by any manner of electronic, mechanical, photocopying, recording, broadcasting or otherwise now known or herein after developed without the previous express consent by the copyright owner, except for reproduction in daily press and regular printed publications on sale to the public within 60 days of the event related to those data/results and always provided that copyright symbol appears together as follows below.

© DORNA WSBK ORGANIZATION Srl 2017

**FCR PERUGIA TIMING**


Official Tyre Supplier



Official Timekeeper



Lausitzring 4.265 m

**2 / 3**
**German Round, 18-19-20 August 2017**
**World Superbike - Lap Chart Race 1**
**Lap 1**

1	66 T. Sykes (GBR)	
2	7 C. Davies (GBR)	0.435
3	1 J. Rea (GBR)	0.590
4	33 M. Melandri (ITA)	1.263
5	22 A. Lowes (GBR)	1.581
6	32 L. Savadori (ITA)	2.501
7	2 L. Camier (GBR)	2.984
8	60 M. van der Mark (NED)	3.201
9	21 M. Reiterberger (GER)	3.461
10	12 X. Forés (ESP)	3.753
11	35 R. De Rosa (ITA)	4.119
12	36 L. Mercado (ARG)	4.542
13	86 A. Badovini (ITA)	4.896
14	34 D. Giugliano (ITA)	4.998
15	40 R. Ramos (ESP)	5.349
16	88 R. Krummenacher (SU)	5.680
17	84 R. Russo (ITA)	6.369
18	50 E. Laverty (IRL)	6.460
19	37 O. Jezek (CZE)	7.265
20	19 P. Szkopek (POL)	7.703
21	81 J. Torres (ESP)	7.754
22	55 M. Roccoli (ITA)	8.529

2	1 J. Rea (GBR)	0.234
3	66 T. Sykes (GBR)	0.819
4	33 M. Melandri (ITA)	1.329
5	2 L. Camier (GBR)	4.952
6	22 A. Lowes (GBR)	5.226
7	32 L. Savadori (ITA)	5.616
8	21 M. Reiterberger (GER)	6.647
9	12 X. Forés (ESP)	7.868
10	35 R. De Rosa (ITA)	8.114
11	50 E. Laverty (IRL)	8.535
12	36 L. Mercado (ARG)	10.340
13	34 D. Giugliano (ITA)	10.682
14	88 R. Krummenacher (SU)	11.197
15	40 R. Ramos (ESP)	11.510
16	60 M. van der Mark (NED)	11.537
17	81 J. Torres (ESP)	12.565
18	84 R. Russo (ITA)	15.364
19	37 O. Jezek (CZE)	15.793
20	19 P. Szkopek (POL)	19.058
21	55 M. Roccoli (ITA)	21.740
22	86 A. Badovini (ITA)	43.395

5	2 L. Camier (GBR)	6.960
6	22 A. Lowes (GBR)	7.203
7	32 L. Savadori (ITA)	8.242
8	21 M. Reiterberger (GER)	10.585
9	12 X. Forés (ESP)	13.150
10	50 E. Laverty (IRL)	13.450
11	35 R. De Rosa (ITA)	13.702
12	60 M. van der Mark (NED)	16.450
13	36 L. Mercado (ARG)	16.571
14	81 J. Torres (ESP)	17.284
15	34 D. Giugliano (ITA)	17.720
16	88 R. Krummenacher (SU)	17.980
17	40 R. Ramos (ESP)	18.854
18	37 O. Jezek (CZE)	24.918
19	84 R. Russo (ITA)	27.669
20	19 P. Szkopek (POL)	30.362
21	86 A. Badovini (ITA)	52.092

**Lap 11**

1	7 C. Davies (GBR)	
2	1 J. Rea (GBR)	0.290
3	66 T. Sykes (GBR)	1.870
4	33 M. Melandri (ITA)	6.274
5	2 L. Camier (GBR)	10.399
6	22 A. Lowes (GBR)	10.772
7	32 L. Savadori (ITA)	11.671
8	21 M. Reiterberger (GER)	16.171
9	50 E. Laverty (IRL)	16.755
10	12 X. Forés (ESP)	20.170
11	60 M. van der Mark (NED)	22.353
12	81 J. Torres (ESP)	22.494
13	36 L. Mercado (ARG)	26.945
14	88 R. Krummenacher (SU)	27.355
15	40 R. Ramos (ESP)	27.940
16	19 P. Szkopek (POL)	47.115
17	84 R. Russo (ITA)	50.745
18	35 R. De Rosa (ITA)	54.045
19	86 A. Badovini (ITA)	1'04.474

**Lap 2**

1	7 C. Davies (GBR)	
2	66 T. Sykes (GBR)	0.182
3	1 J. Rea (GBR)	0.248
4	33 M. Melandri (ITA)	1.077
5	22 A. Lowes (GBR)	1.968
6	32 L. Savadori (ITA)	2.958
7	2 L. Camier (GBR)	3.373
8	21 M. Reiterberger (GER)	4.730
9	12 X. Forés (ESP)	5.291
10	35 R. De Rosa (ITA)	5.530
11	36 L. Mercado (ARG)	6.290
12	34 D. Giugliano (ITA)	7.031
13	50 E. Laverty (IRL)	7.469
14	88 R. Krummenacher (SU)	7.475
15	40 R. Ramos (ESP)	7.789
16	60 M. van der Mark (NED)	8.287
17	84 R. Russo (ITA)	8.578
18	81 J. Torres (ESP)	10.004
19	37 O. Jezek (CZE)	10.055
20	19 P. Szkopek (POL)	11.131
21	55 M. Roccoli (ITA)	12.772
22	86 A. Badovini (ITA)	37.277

**Lap 5**

1	7 C. Davies (GBR)	
2	1 J. Rea (GBR)	0.287
3	66 T. Sykes (GBR)	1.074
4	33 M. Melandri (ITA)	1.564
5	2 L. Camier (GBR)	5.638
6	22 A. Lowes (GBR)	5.934
7	32 L. Savadori (ITA)	6.647
8	21 M. Reiterberger (GER)	7.955
9	50 E. Laverty (IRL)	9.280
10	12 X. Forés (ESP)	9.621
11	35 R. De Rosa (ITA)	9.843
12	36 L. Mercado (ARG)	12.401
13	34 D. Giugliano (ITA)	12.715
14	60 M. van der Mark (NED)	13.302
15	88 R. Krummenacher (SU)	13.444
16	81 J. Torres (ESP)	13.687
17	40 R. Ramos (ESP)	15.185
18	37 O. Jezek (CZE)	18.767
19	84 R. Russo (ITA)	19.248
20	19 P. Szkopek (POL)	22.579
21	55 M. Roccoli (ITA)	26.153
22	86 A. Badovini (ITA)	46.122

**Lap 8**

1	7 C. Davies (GBR)	
2	1 J. Rea (GBR)	0.446
3	66 T. Sykes (GBR)	1.113
4	33 M. Melandri (ITA)	3.815
5	2 L. Camier (GBR)	7.843
6	22 A. Lowes (GBR)	8.221
7	32 L. Savadori (ITA)	9.076
8	21 M. Reiterberger (GER)	11.873
9	50 E. Laverty (IRL)	14.736
10	12 X. Forés (ESP)	15.101
11	35 R. De Rosa (ITA)	15.433
12	60 M. van der Mark (NED)	17.797
13	81 J. Torres (ESP)	18.289
14	36 L. Mercado (ARG)	20.461
15	34 D. Giugliano (ITA)	20.768
16	88 R. Krummenacher (SU)	21.002
17	40 R. Ramos (ESP)	21.638
18	37 O. Jezek (CZE)	28.307
19	84 R. Russo (ITA)	32.333
20	19 P. Szkopek (POL)	34.336
21	86 A. Badovini (ITA)	55.373

**Lap 12**

1	7 C. Davies (GBR)	
2	1 J. Rea (GBR)	0.433
3	66 T. Sykes (GBR)	1.685
4	33 M. Melandri (ITA)	6.610
5	2 L. Camier (GBR)	10.904
6	22 A. Lowes (GBR)	11.381
7	32 L. Savadori (ITA)	12.213
8	21 M. Reiterberger (GER)	17.447
9	50 E. Laverty (IRL)	17.571
10	12 X. Forés (ESP)	21.204
11	60 M. van der Mark (NED)	23.613
12	81 J. Torres (ESP)	23.638
13	36 L. Mercado (ARG)	28.415
14	88 R. Krummenacher (SU)	29.032
15	40 R. Ramos (ESP)	29.614
16	19 P. Szkopek (POL)	50.737
17	84 R. Russo (ITA)	55.720
18	35 R. De Rosa (ITA)	57.388
19	86 A. Badovini (ITA)	1'07.034

**Lap 3**

1	7 C. Davies (GBR)	
2	1 J. Rea (GBR)	0.158
3	66 T. Sykes (GBR)	0.669
4	33 M. Melandri (ITA)	1.208
5	22 A. Lowes (GBR)	3.439
6	2 L. Camier (GBR)	4.114
7	32 L. Savadori (ITA)	4.225
8	21 M. Reiterberger (GER)	5.665
9	12 X. Forés (ESP)	6.429
10	35 R. De Rosa (ITA)	6.765
11	50 E. Laverty (IRL)	7.852
12	36 L. Mercado (ARG)	8.325
13	34 D. Giugliano (ITA)	8.943
14	88 R. Krummenacher (SU)	9.494
15	40 R. Ramos (ESP)	9.732
16	60 M. van der Mark (NED)	10.152
17	81 J. Torres (ESP)	11.375
18	84 R. Russo (ITA)	12.102
19	37 O. Jezek (CZE)	12.964
20	19 P. Szkopek (POL)	15.227
21	55 M. Roccoli (ITA)	17.316
22	86 A. Badovini (ITA)	40.564

**Lap 6**

1	7 C. Davies (GBR)	
2	1 J. Rea (GBR)	0.424
3	66 T. Sykes (GBR)	0.878
4	33 M. Melandri (ITA)	1.849
5	2 L. Camier (GBR)	6.124
6	22 A. Lowes (GBR)	6.682
7	32 L. Savadori (ITA)	7.340
8	21 M. Reiterberger (GER)	9.270
9	50 E. Laverty (IRL)	11.421
10	12 X. Forés (ESP)	11.479
11	35 R. De Rosa (ITA)	11.594
12	36 L. Mercado (ARG)	14.360
13	60 M. van der Mark (NED)	14.892
14	34 D. Giugliano (ITA)	15.238
15	88 R. Krummenacher (SU)	15.480
16	81 J. Torres (ESP)	15.559
17	40 R. Ramos (ESP)	17.004
18	37 O. Jezek (CZE)	21.960
19	84 R. Russo (ITA)	23.198
20	19 P. Szkopek (POL)	26.367
21	55 M. Roccoli (ITA)	31.480
22	86 A. Badovini (ITA)	48.976

**Lap 9**

1	7 C. Davies (GBR)	
2	1 J. Rea (GBR)	0.323
3	66 T. Sykes (GBR)	1.151
4	33 M. Melandri (ITA)	4.549
5	2 L. Camier (GBR)	8.528
6	22 A. Lowes (GBR)	8.762
7	32 L. Savadori (ITA)	9.668
8	21 M. Reiterberger (GER)	13.162
9	50 E. Laverty (IRL)	15.492
10	35 R. De Rosa (ITA)	16.541
11	12 X. Forés (ESP)	16.639
12	60 M. van der Mark (NED)	18.941
13	81 J. Torres (ESP)	19.165
14	36 L. Mercado (ARG)	22.445
15	34 D. Giugliano (ITA)	22.696
16	88 R. Krummenacher (SU)	23.191
17	40 R. Ramos (ESP)	23.681
18	37 O. Jezek (CZE)	32.261
19	84 R. Russo (ITA)	37.326
20	19 P. Szkopek (POL)	37.889
21	86 A. Badovini (ITA)	58.308

**Lap 13**

1	7 C. Davies (GBR)	
2	1 J. Rea (GBR)	0.388
3	66 T. Sykes (GBR)	1.934
4	33 M. Melandri (ITA)	7.093
5	2 L. Camier (GBR)	11.510
6	22 A. Lowes (GBR)	11.804
7	32 L. Savadori (ITA)	13.197
8	50 E. Laverty (IRL)	20.382
9	12 X. Forés (ESP)	22.782
10	81 J. Torres (ESP)	24.848
11	60 M. van der Mark (NED)	25.999
12	21 M. Reiterberger (GER)	29.511
13	36 L. Mercado (ARG)	30.276
14	88 R. Krummenacher (SU)	31.069
15	40 R. Ramos (ESP)	31.849
16	19 P. Szkopek (POL)	54.978
17	35 R. De Rosa (ITA)	1'01.712
18	84 R. Russo (ITA)	1'01.764
19	86 A. Badovini (ITA)	1'09.840

**Lap 4**

1	7 C. Davies (GBR)	
---	-------------------	--

**Lap 7**

1	7 C. Davies (GBR)	
2	1 J. Rea (GBR)	0.380
3	66 T. Sykes (GBR)	1.072
4	33 M. Melandri (ITA)	3.082

**Lap 10**

1	7 C. Davies (GBR)	
2	1 J. Rea (GBR)	0.231
3	66 T. Sykes (GBR)	1.519
4	33 M. Melandri (ITA)	5.146
5	2 L. Camier (GBR)	9.621
6	22 A. Lowes (GBR)	10.072
7	32 L. Savadori (ITA)	10.664
8	21 M. Reiterberger (GER)	14.771
9	50 E. Laverty (IRL)	16.290
10	35 R. De Rosa (ITA)	18.409

19/08/2017

These data/results cannot be reproduced, stored and/or transmitted in whole or in part by any manner of electronic, mechanical, photocopying, recording, broadcasting or otherwise now known or herein after developed without the previous express consent by the copyright owner, except for reproduction in daily press and regular printed publications on sale to the public within 60 days of the event related to those data/results and always provided that copyright symbol appears together as follows below.

© DORNA WSBK ORGANIZATION Srl 2017

**FCR PERUGIA TIMING**


Official Tyre Supplier



Official Timekeeper



Lausitzring 4.265 m

3 / 3

**German Round, 18-19-20 August 2017**
**World Superbike - Lap Chart Race 1**
**Lap 14**

1	7 C.Davies (GBR)	
2	1 J.Rea (GBR)	0.306
3	66 T.Sykes (GBR)	1.705
4	33 M.Melandri (ITA)	7.556
5	2 L.Camier (GBR)	12.133
6	22 A.Lowes (GBR)	12.614
7	32 L.Savadori (ITA)	13.990
8	50 E.Laverty (IRL)	22.394
9	12 X.Forés (ESP)	24.186
10	81 J.Torres (ESP)	25.739
11	60 M.van der Mark (NED)	28.340
12	21 M.Reiterberger (GER)	30.823
13	36 L.Mercado (ARG)	31.928
14	88 R.Krummenacher (SU)	32.773
15	40 R.Ramos (ESP)	35.067
16	19 P.Szkopek (POL)	1'00.575
17	35 R.De Rosa (ITA)	1'04.086
18	86 A.Badovini (ITA)	1'12.832
19	84 R.Russo (ITA)	

14	60 M.van der Mark (NED)	39.748
15	40 R.Ramos (ESP)	47.139
16	86 A.Badovini (ITA)	1'22.415

16	86 A.Badovini (ITA)	1'35.425
----	---------------------	----------

**Lap 18**

1	7 C.Davies (GBR)	
2	1 J.Rea (GBR)	1.399
3	66 T.Sykes (GBR)	3.267
4	33 M.Melandri (ITA)	11.826
5	2 L.Camier (GBR)	15.323
6	22 A.Lowes (GBR)	15.798
7	32 L.Savadori (ITA)	20.232
8	12 X.Forés (ESP)	28.746
9	81 J.Torres (ESP)	29.657
10	50 E.Laverty (IRL)	30.813
11	21 M.Reiterberger (GER)	38.143
12	36 L.Mercado (ARG)	40.138
13	88 R.Krummenacher (SU)	42.176
14	60 M.van der Mark (NED)	44.775
15	40 R.Ramos (ESP)	50.644
16	86 A.Badovini (ITA)	1'25.769

**Lap 15**

1	7 C.Davies (GBR)	
2	1 J.Rea (GBR)	0.456
3	66 T.Sykes (GBR)	1.716
4	33 M.Melandri (ITA)	7.998
5	2 L.Camier (GBR)	12.627
6	22 A.Lowes (GBR)	13.042
7	32 L.Savadori (ITA)	15.051
8	50 E.Laverty (IRL)	23.292
9	12 X.Forés (ESP)	25.042
10	81 J.Torres (ESP)	26.627
11	60 M.van der Mark (NED)	30.963
12	21 M.Reiterberger (GER)	32.312
13	36 L.Mercado (ARG)	33.796
14	88 R.Krummenacher (SU)	34.537
15	40 R.Ramos (ESP)	37.838
16	35 R.De Rosa (ITA)	1'06.446
17	86 A.Badovini (ITA)	1'15.680
18	19 P.Szkopek (POL)	

**Lap 19**

1	7 C.Davies (GBR)	
2	1 J.Rea (GBR)	1.995
3	66 T.Sykes (GBR)	3.560
4	33 M.Melandri (ITA)	13.310
5	2 L.Camier (GBR)	16.288
6	22 A.Lowes (GBR)	16.843
7	32 L.Savadori (ITA)	22.259
8	12 X.Forés (ESP)	30.025
9	81 J.Torres (ESP)	30.391
10	50 E.Laverty (IRL)	34.788
11	21 M.Reiterberger (GER)	40.182
12	36 L.Mercado (ARG)	42.746
13	88 R.Krummenacher (SU)	44.871
14	60 M.van der Mark (NED)	50.244
15	40 R.Ramos (ESP)	53.751
16	86 A.Badovini (ITA)	1'28.917

**Lap 16**

1	7 C.Davies (GBR)	
2	1 J.Rea (GBR)	0.747
3	66 T.Sykes (GBR)	2.543
4	33 M.Melandri (ITA)	8.856
5	2 L.Camier (GBR)	13.829
6	22 A.Lowes (GBR)	14.286
7	32 L.Savadori (ITA)	16.904
8	50 E.Laverty (IRL)	24.684
9	12 X.Forés (ESP)	26.586
10	81 J.Torres (ESP)	27.636
11	21 M.Reiterberger (GER)	34.654
12	60 M.van der Mark (NED)	35.256
13	36 L.Mercado (ARG)	35.890
14	88 R.Krummenacher (SU)	36.713
15	40 R.Ramos (ESP)	41.728
16	86 A.Badovini (ITA)	1'19.239
17	35 R.De Rosa (ITA)	1'30.037

**Lap 20**

1	7 C.Davies (GBR)	
2	1 J.Rea (GBR)	2.475
3	66 T.Sykes (GBR)	3.806
4	33 M.Melandri (ITA)	14.135
5	2 L.Camier (GBR)	16.947
6	22 A.Lowes (GBR)	17.345
7	32 L.Savadori (ITA)	23.967
8	12 X.Forés (ESP)	30.899
9	81 J.Torres (ESP)	30.999
10	50 E.Laverty (IRL)	37.615
11	36 L.Mercado (ARG)	45.546
12	88 R.Krummenacher (SU)	47.287
13	21 M.Reiterberger (GER)	49.157
14	60 M.van der Mark (NED)	56.751
15	40 R.Ramos (ESP)	56.987
16	86 A.Badovini (ITA)	1'31.896

**Lap 17**

1	7 C.Davies (GBR)	
2	1 J.Rea (GBR)	1.064
3	66 T.Sykes (GBR)	2.697
4	33 M.Melandri (ITA)	10.784
5	2 L.Camier (GBR)	14.436
6	22 A.Lowes (GBR)	14.983
7	32 L.Savadori (ITA)	18.478
8	50 E.Laverty (IRL)	26.273
9	12 X.Forés (ESP)	27.491
10	81 J.Torres (ESP)	28.432
11	21 M.Reiterberger (GER)	36.407
12	36 L.Mercado (ARG)	38.051
13	88 R.Krummenacher (SU)	39.688

**Lap 21**

1	7 C.Davies (GBR)	
2	1 J.Rea (GBR)	1.834
3	66 T.Sykes (GBR)	3.250
4	33 M.Melandri (ITA)	16.005
5	2 L.Camier (GBR)	16.597
6	22 A.Lowes (GBR)	16.783
7	32 L.Savadori (ITA)	24.898
8	12 X.Forés (ESP)	31.137
9	81 J.Torres (ESP)	31.373
10	50 E.Laverty (IRL)	40.593
11	36 L.Mercado (ARG)	47.796
12	88 R.Krummenacher (SU)	48.509
13	21 M.Reiterberger (GER)	50.795
14	40 R.Ramos (ESP)	1'00.282
15	60 M.van der Mark (NED)	1'04.118

19/08/2017

These data/results cannot be reproduced, stored and/or transmitted in whole or in part by any manner of electronic, mechanical, photocopying, recording, broadcasting or otherwise now known or herein after developed without the previous express consent by the copyright owner, except for reproduction in daily press and regular printed publications on sale to the public within 60 days of the event related to those data/results and always provided that copyright symbol appears together as follows below.

© DORNA WSBK ORGANIZATION Srl 2017

**FCR PERUGIA TIMING**


Official Tyre Supplier



Official Timekeeper



## German Round, 18-19-20 August 2017

### World Superbike - Best Sector & Speed Race 1

Lausitzring 4.265 m

RESULTS			
1	7 C. DAVIES	Ducati Panigale R	Laps 21
2	1 J. REA	Kawasaki ZX-10RR	1.834
3	66 T. SYKES	Kawasaki ZX-10RR	3.250
4	33 M. MELANDRI	Ducati Panigale R	16.005
5	2 L. CAMIER	MV Austa 1000 F4	16.597
6	22 A. LOWES	Yamaha YZF R1	16.783
7	32 L. SAVADORI	Aprilia RSV4 RF	24.898
8	12 X. FORÉS	Ducati Panigale R	31.137
9	81 J. TORRES	BMW S 1000 RR	31.373
10	50 E. LAVERTY	Aprilia RSV4 RF	40.593
11	36 L. MERCADO	Aprilia RSV4 RF	47.796
12	88 R. KRUMMENACHER	Kawasaki ZX-10RR	48.509
13	21 M. REITERBERGER	BMW S 1000 RR	50.795
14	40 R. RAMOS	Kawasaki ZX-10RR	1'00.282
15	60 M. VAN DER MARK	Yamaha YZF R1	1'04.118
16	86 A. BADOVINI	Kawasaki ZX-10RR	1'35.425
RET	35 R. DE ROSA	BMW S 1000 RR	5 Laps
RET	19 P. SZKOPEK	Yamaha YZF R1	6 Laps
RET	84 R. RUSSO	Kawasaki ZX-10RR	7 Laps
RET	37 O. JEZEK	Kawasaki ZX-10RR	11 Laps
RET	34 D. GIUGLIANO	Honda CBR1000RR	11 Laps
RET	55 M. ROCCOLI	Yamaha YZF R1	15 Laps

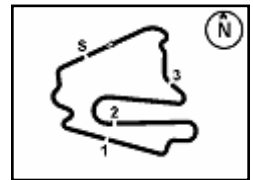
SPEED			
1	1 J. REA	Kawasaki ZX-10RR	287.3
2	33 M. MELANDRI	Ducati Panigale R	286.6
3	81 J. TORRES	BMW S 1000 RR	286.6
4	50 E. LAVERTY	Aprilia RSV4 RF	284.3
5	66 T. SYKES	Kawasaki ZX-10RR	283.5
6	35 R. DE ROSA	BMW S 1000 RR	282.8
7	36 L. MERCADO	Aprilia RSV4 RF	282.8
8	22 A. LOWES	Yamaha YZF R1	282.0
9	7 C. DAVIES	Ducati Panigale R	282.0
10	21 M. REITERBERGER	BMW S 1000 RR	282.0
11	12 X. FORÉS	Ducati Panigale R	282.0
12	60 M. VAN DER MARK	Yamaha YZF R1	280.6
13	34 D. GIUGLIANO	Honda CBR1000RR	279.1
14	88 R. KRUMMENACHER	Kawasaki ZX-10RR	278.4
15	40 R. RAMOS	Kawasaki ZX-10RR	277.0
16	32 L. SAVADORI	Aprilia RSV4 RF	277.0
17	2 L. CAMIER	MV Austa 1000 F4	277.0
18	86 A. BADOVINI	Kawasaki ZX-10RR	275.5
19	84 R. RUSSO	Kawasaki ZX-10RR	275.5
20	19 P. SZKOPEK	Yamaha YZF R1	273.4
21	37 O. JEZEK	Kawasaki ZX-10RR	270.7
22	55 M. ROCCOLI	Yamaha YZF R1	270.0

SEG. 1			SEG. 2			SEG. 3			SEG. 4		
1	1 J. REA	25.827	1	7 C. DAVIES	30.032	1	7 C. DAVIES	21.956	1	1 J. REA	18.774
2	7 C. DAVIES	25.829	2	1 J. REA	30.053	2	22 A. LOWES	22.008	2	66 T. SYKES	18.822
3	33 M. MELANDRI	25.877	3	66 T. SYKES	30.061	3	66 T. SYKES	22.020	3	33 M. MELANDRI	18.866
4	66 T. SYKES	25.931	4	50 E. LAVERTY	30.123	4	2 L. CAMIER	22.059	4	7 C. DAVIES	18.915
5	2 L. CAMIER	26.026	5	33 M. MELANDRI	30.164	5	50 E. LAVERTY	22.066	5	32 L. SAVADORI	18.925
6	50 E. LAVERTY	26.155	6	22 A. LOWES	30.266	6	1 J. REA	22.085	6	22 A. LOWES	18.971
7	81 J. TORRES	26.170	7	35 R. DE ROSA	30.338	7	33 M. MELANDRI	22.133	7	2 L. CAMIER	19.017
8	22 A. LOWES	26.173	8	32 L. SAVADORI	30.361	8	32 L. SAVADORI	22.138	8	81 J. TORRES	19.098
9	32 L. SAVADORI	26.179	9	81 J. TORRES	30.376	9	81 J. TORRES	22.157	9	21 M. REITERBERGE	19.117
10	21 M. REITERBERGE	26.230	10	2 L. CAMIER	30.383	10	35 R. DE ROSA	22.165	10	12 X. FORÉS	19.120
11	12 X. FORÉS	26.310	11	12 X. FORÉS	30.395	11	12 X. FORÉS	22.196	11	50 E. LAVERTY	19.132
12	60 M. VAN DER MARK	26.342	12	60 M. VAN DER MARK	30.396	12	21 M. REITERBERGE	22.214	12	60 M. VAN DER MARK	19.145
13	36 L. MERCADO	26.385	13	21 M. REITERBERGE	30.486	13	60 M. VAN DER MARK	22.223	13	34 D. GIUGLIANO	19.206
14	35 R. DE ROSA	26.432	14	36 L. MERCADO	30.640	14	40 R. RAMOS	22.319	14	36 L. MERCADO	19.210
15	34 D. GIUGLIANO	26.445	15	88 R. KRUMMENACH	30.654	15	88 R. KRUMMENACH	22.335	15	35 R. DE ROSA	19.220
16	40 R. RAMOS	26.449	16	40 R. RAMOS	30.665	16	34 D. GIUGLIANO	22.421	16	88 R. KRUMMENACH	19.240
17	88 R. KRUMMENACH	26.450	17	34 D. GIUGLIANO	30.770	17	36 L. MERCADO	22.432	17	40 R. RAMOS	19.296
18	84 R. RUSSO	26.485	18	19 P. SZKOPEK	31.010	18	37 O. JEZEK	22.439	18	86 A. BADOVINI	19.364
19	86 A. BADOVINI	26.511	19	37 O. JEZEK	31.049	19	86 A. BADOVINI	22.538	19	84 R. RUSSO	19.373
20	37 O. JEZEK	26.712	20	84 R. RUSSO	31.076	20	19 P. SZKOPEK	22.553	20	37 O. JEZEK	19.541
21	19 P. SZKOPEK	26.866	21	86 A. BADOVINI	31.081	21	84 R. RUSSO	22.629	21	55 M. ROCCOLI	19.650
22	55 M. ROCCOLI	26.980	22	55 M. ROCCOLI	31.559	22	55 M. ROCCOLI	23.107	22	19 P. SZKOPEK	19.675

19/08/2017

These data/results cannot be reproduced, stored and/or transmitted in whole or in part by any manner of electronic, mechanical, photocopying, recording, broadcasting or otherwise now known or herein after developed without the previous express consent by the copyright owner, except for reproduction in daily press and regular printed publications on sale to the public within 60 days of the event related to those data/results and always provided that copyright symbol appears together as follows below.

© DORNA WSBK ORGANIZATION Srl 2017



## German Round, 18-19-20 August 2017 World Superbike - Chronological Analysis Race 1

Lausitzring 4.265 m

Start at 13:00'36.508

**1 / 4**

7 C. DAVIES (1'36.919)							
Lap	Seg.1	Seg.2	Seg.3	Seg.4	Lap Time	km/h	Local Time
1		30.265	22.210	<b>18.915</b>	1'42.203		13:02'18.711
2	<b>25.829</b>	<b>30.032</b>	22.035	19.023	<b>1'36.919</b>	<b>282,0</b>	13:03'55.630
3	25.884	30.243	22.058	19.074	1'37.259	277,0	13:05'32.889
4	25.939	30.113	21.986	19.164	1'37.202	277,7	13:07'10.091
5	25.849	30.194	22.081	18.961	1'37.085	277,7	13:08'47.176
6	25.977	30.204	<b>21.956</b>	18.977	1'37.114	277,7	13:10'24.290
7	25.895	30.085	22.098	19.004	1'37.082	277,0	13:12'01.372
8	25.941	30.046	22.046	19.102	1'37.135	277,7	13:13'38.507
9	25.940	30.136	22.105	19.056	1'37.237	278,4	13:15'15.744
10	25.936	30.050	22.033	19.126	1'37.145	277,7	13:16'52.889
11	26.031	30.203	22.022	18.976	1'37.232	278,4	13:18'30.121
12	25.887	30.363	22.122	19.221	1'37.593	278,4	13:20'07.714
13	25.916	30.224	22.051	19.111	1'37.302	279,1	13:21'45.016
14	26.030	30.177	22.148	19.042	1'37.397	279,8	13:23'22.413
15	25.857	30.079	22.152	19.322	1'37.410	278,4	13:24'59.823
16	25.836	30.175	22.033	18.975	1'37.019	279,1	13:26'36.842
17	25.951	30.280	22.117	19.063	1'37.411	279,8	13:28'14.253
18	25.944	30.152	22.138	18.986	1'37.220	277,7	13:29'51.473
19	25.926	30.235	22.074	19.072	1'37.307	278,4	13:31'28.780
20	26.027	30.213	22.106	19.115	1'37.461	277,7	13:33'06.241
21	26.186	30.385	22.321	19.448	1'38.340	279,1	13:34'44.581

33 M. MELANDRI (1'37.168)							
Lap	Seg.1	Seg.2	Seg.3	Seg.4	Lap Time	km/h	Local Time
1		30.208	22.398	18.993	1'43.031		13:02'19.539
2	25.882	30.229	22.149	18.908	<b>1'37.168</b>	284,3	13:03'56.707
3	<b>25.877</b>	30.326	22.174	19.013	1'37.390	<b>286,6</b>	13:05'34.097
4	26.012	30.227	<b>22.133</b>	18.951	1'37.323	283,5	13:07'11.420
5	26.012	30.298	22.144	<b>18.866</b>	1'37.320	285,8	13:08'48.740
6	25.978	<b>30.164</b>	22.352	18.905	1'37.399	285,0	13:10'26.139
7	26.165	30.825	22.329	18.996	1'38.315	282,8	13:12'04.454
8	26.265	30.226	22.292	19.085	1'37.868	282,8	13:13'42.322
9	26.117	30.492	22.311	19.051	1'37.971	282,8	13:15'20.293
10	26.063	30.320	22.360	18.999	1'37.742	282,8	13:16'58.035
11	26.114	30.409	22.762	19.075	1'38.360	283,5	13:18'36.395
12	26.047	30.392	22.477	19.013	1'37.929	281,3	13:20'14.324
13	26.073	30.341	22.379	18.992	1'37.785	283,5	13:21'52.109
14	26.109	30.378	22.322	19.051	1'37.860	285,0	13:23'29.969
15	26.042	30.376	22.313	19.121	1'37.852	284,3	13:25'07.821
16	26.181	30.232	22.322	19.142	1'37.877	282,8	13:26'45.698
17	26.384	30.785	22.928	19.242	1'39.339	283,5	13:28'25.037
18	26.325	30.475	22.420	19.042	1'38.262	279,8	13:30'03.299
19	26.461	30.525	22.521	19.284	1'38.791	282,0	13:31'42.090
20	26.244	30.326	22.474	19.242	1'38.286	276,2	13:33'20.376
21	26.746	30.946	22.872	19.646	1'40.210	281,3	13:35'00.586

2 L. CAMIER (1'37.600)							
Lap	Seg.1	Seg.2	Seg.3	Seg.4	Lap Time	km/h	Local Time
1		30.706	22.658	19.110	1'44.752		13:02'21.260
2	26.082	30.398	22.246	<b>19.017</b>	1'37.743	276,2	13:03'59.003
3	26.093	30.453	22.244	19.210	1'38.000	<b>277,0</b>	13:05'37.003
4	26.154	30.598	22.125	19.163	1'38.040	275,5	13:07'15.043
5	<b>26.026</b>	30.491	22.113	19.141	1'37.771	274,1	13:08'52.814
6	26.035	<b>30.383</b>	22.065	19.117	<b>1'37.600</b>	273,4	13:10'30.414
7	26.062	30.518	22.175	19.163	1'37.918	273,4	13:12'08.332
8	26.256	30.492	22.131	19.139	1'38.018	272,7	13:13'46.350
9	26.163	30.387	22.220	19.152	1'37.922	273,4	13:15'24.272
10	26.185	30.485	22.402	19.166	1'38.238	273,4	13:17'02.510
11	26.150	30.438	22.204	19.218	1'38.010	273,4	13:18'40.520
12	26.231	30.612	22.178	19.077	1'38.098	274,1	13:20'18.618
13	26.078	30.492	<b>22.059</b>	19.279	1'37.908	274,1	13:21'56.526
14	26.290	30.516	22.108	19.106	1'38.020	272,7	13:23'34.546
15	26.125	30.495	22.089	19.195	1'37.904	273,4	13:25'12.450
16	26.131	30.574	22.278	19.238	1'38.221	273,4	13:26'50.671
17	26.088	30.585	22.140	19.205	1'38.018	274,8	13:28'28.689
18	26.166	30.544	22.130	19.267	1'38.107	272,7	13:30'06.796
19	26.206	30.549	22.234	19.283	1'38.272	272,7	13:31'45.068
20	26.138	30.509	22.286	19.187	1'38.120	272,7	13:33'23.188
21	26.253	30.505	22.168	19.064	1'37.990	274,1	13:35'01.178

22 A. LOWES (1'37.603)							
Lap	Seg.1	Seg.2	Seg.3	Seg.4	Lap Time	km/h	Local Time
1		30.521	22.060	19.003	1'43.349		13:02'19.857
2	26.185	30.443	<b>22.008</b>	19.105	1'37.741	279,1	13:03'57.598
3	26.480	30.704	22.308	19.238	1'38.730	280,6	13:05'36.328
4	26.679	31.041	22.243	19.026	1'38.989	278,4	13:07'15.317
5	26.255	30.349	22.172	19.017	1'37.793	279,1	13:08'53.110
6	26.245	30.494	22.146	18.977	1'37.862	273,4	13:10'30.972
7	<b>26.173</b>	<b>30.266</b>	22.193	<b>18.971</b>	<b>1'37.603</b>	279,8	13:12'08.575
8	26.383	30.448	22.235	19.087	1'38.153	272,7	13:13'46.728
9	26.274	30.394	22.020	19.090	1'37.778	274,8	13:15'24.506

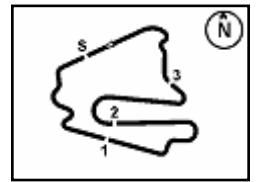
66 T. SYKES (1'36.918)							
Lap	Seg.1	Seg.2	Seg.3	Seg.4	Lap Time	km/h	Local Time
1		30.099	22.154	19.016	1'41.768		13:02'18.276
2	<b>25.931</b>	30.071	22.488	19.046	1'37.536	278,4	13:03'55.812
3	26.282	30.379	22.153	18.932	1'37.746	279,1	13:05'33.558
4	26.117	30.173	22.147	18.915	1'37.352	279,8	13:07'10.910
5	26.089	30.193	22.090	18.968	1'37.340	279,8	13:08'48.250
6	25.936	30.140	<b>22.020</b>	<b>18.822</b>	<b>1'36.918</b>	282,0	13:10'25.168
7	26.011	30.305	22.053	18.907	1'37.276	281,3	13:12'02.444
8	26.029	30.124	22.052	18.971	1'37.176	281,3	13:13'39.620
9	25.976	30.185	22.132	18.982	1'37.275	281,3	13:15'16.895
10	26.185	<b>30.061</b>	22.186	19.081	1'37.513	282,0	13:16'54.408
11	26.254	30.253	22.120	18.956	1'37.583	280,6	13:18'31.991
12	26.039	30.205	22.198	18.966	1'37.408	281,3	13:20'09.399
13	26.076	30.241	22.171	19.063	1'37.551	282,0	13:21'46.950
14	26.006	30.108	22.106	18.948	1'37.168	281,3	13:23'24.118
15	26.189	30.122	22.149	18.961	1'37.421	280,6	13:25'01.539

19/08/2017

**P = Pits In/Out - C = Lap-Time Cancelled**

These data/results cannot be reproduced, stored and/or transmitted in whole or in part by any manner of electronic, mechanical, photocopying, recording, broadcasting or otherwise now known or herein after developed without the previous express consent by the copyright owner, except for reproduction in daily press and regular printed publications on sale to the public within 60 days of the event related to those data/results and always provided that copyright symbol appears together as follows below.

© DORNA WSBK ORGANIZATION Srl 2017



## German Round, 18-19-20 August 2017 World Superbike - Chronological Analysis Race 1

Start at 13:00'36.508

**2 / 4**

Lap	Seg.1	Seg.2	Seg.3	Seg.4	Lap Time	km/h	Local Time
10	26.371	30.425	22.502	19.157	1'38.455	277,7	13:17'02.961
11	26.277	30.473	22.142	19.040	1'37.932	<b>282,0</b>	13:18'40.893
12	26.345	30.536	22.264	19.057	1'38.202	277,0	13:20'19.095
13	26.318	30.346	<b>22.008</b>	19.053	1'37.725	279,8	13:21'56.820
14	26.603	30.508	22.041	19.055	1'38.207	281,3	13:23'35.027
15	26.382	30.282	22.170	19.004	1'37.838	278,4	13:25'12.865
16	26.377	30.379	22.407	19.100	1'38.263	279,1	13:26'51.122
17	26.274	30.495	22.214	19.125	1'38.108	280,6	13:28'29.236
18	26.329	30.401	22.189	19.116	1'38.035	279,8	13:30'07.271
19	26.563	30.448	22.204	19.137	1'38.352	277,0	13:31'45.623
20	26.302	30.415	22.230	19.016	1'37.963	279,8	13:33'23.586
21	26.276	30.424	22.061	19.017	1'37.778	<b>282,0</b>	13:35'01.364

**32 L. SAVADORI (1'37.807)**

Lap	Seg.1	Seg.2	Seg.3	Seg.4	Lap Time	km/h	Local Time
1		30.599	22.495	19.029	1'44.269		13:02'20.777
2	26.342	<b>30.361</b>	<b>22.138</b>	18.970	1'37.811	274,8	13:03'58.588
3	26.262	30.505	22.558	19.201	1'38.526	<b>277,0</b>	13:05'37.114
4	26.529	30.725	22.285	19.054	1'38.593	270,7	13:07'15.707
5	26.304	30.579	22.204	19.029	1'38.116	275,5	13:08'53.823
6	26.223	30.425	22.234	<b>18.925</b>	<b>1'37.807</b>	276,2	13:10'31.630
7	26.302	30.527	22.149	19.006	1'37.984	276,2	13:12'09.614
8	26.231	30.567	22.203	18.968	1'37.969	275,5	13:13'47.583
9	<b>26.179</b>	30.440	22.183	19.027	1'37.829	<b>277,0</b>	13:15'25.412
10	26.220	30.475	22.314	19.132	1'38.141	274,8	13:17'03.553
11	26.308	30.689	22.203	19.039	1'38.239	274,1	13:18'41.792
12	26.384	30.576	22.181	18.994	1'38.135	274,8	13:20'19.927
13	26.237	30.682	22.273	19.094	1'38.286	276,2	13:21'58.213
14	26.315	30.448	22.279	19.148	1'38.190	274,1	13:23'36.403
15	26.304	30.634	22.445	19.088	1'38.471	273,4	13:25'14.874
16	26.472	30.765	22.426	19.209	1'38.872	274,1	13:26'53.746
17	26.269	31.043	22.473	19.200	1'38.985	273,4	13:28'32.731
18	26.505	30.723	22.488	19.258	1'38.974	272,1	13:30'11.705
19	26.522	30.820	22.618	19.374	1'39.334	272,7	13:31'51.039
20	26.548	30.704	22.582	19.335	1'39.169	270,7	13:33'30.208
21	26.417	30.909	22.594	19.351	1'39.271	270,7	13:35'09.479

**12 X. FORÉS (1'38.266)**

Lap	Seg.1	Seg.2	Seg.3	Seg.4	Lap Time	km/h	Local Time
1		31.034	22.436	19.139	1'45.521		13:02'22.029
2	26.569	30.606	22.287	19.430	1'38.892	277,0	13:04'00.921
3	26.395	30.509	22.373	<b>19.120</b>	1'38.397	279,1	13:05'39.318
4	26.497	30.503	22.372	19.269	1'38.641	277,7	13:07'17.959
5	26.461	30.453	22.380	19.544	1'38.838	277,7	13:08'56.797
6	26.422	30.673	22.355	19.522	1'38.972	280,6	13:10'35.769
7	26.494	30.476	22.450	19.333	1'38.753	276,2	13:12'14.522
8	26.517	30.585	22.677	19.307	1'39.086	277,0	13:13'53.608
9	26.482	30.445	22.551	19.297	1'38.775	278,4	13:15'32.383
10	26.977	30.617	22.368	19.123	1'39.085	<b>282,0</b>	13:17'11.468
11	26.597	30.719	22.340	19.167	1'38.823	279,1	13:18'50.291
12	26.447	30.538	22.420	19.222	1'38.627	277,7	13:20'28.918
13	26.483	30.414	22.646	19.337	1'38.880	278,4	13:22'07.798
14	26.600	30.532	22.414	19.255	1'38.801	278,4	13:23'46.599
15	26.433	30.448	<b>22.196</b>	19.189	<b>1'38.266</b>	279,1	13:25'24.865
16	26.428	30.586	22.285	19.264	1'38.563	277,7	13:27'03.428
17	26.397	30.480	22.253	19.186	1'38.316	279,8	13:28'41.744
18	26.368	30.528	22.330	19.249	1'38.475	278,4	13:30'20.219
19	26.446	30.480	22.444	19.216	1'38.586	277,0	13:31'58.805
20	<b>26.310</b>	30.402	22.319	19.304	1'38.335	277,0	13:33'37.140
21	26.360	<b>30.395</b>	22.581	19.242	1'38.578	277,0	13:35'15.718

**81 J. TORRES (1'38.028)**

Lap	Seg.1	Seg.2	Seg.3	Seg.4	Lap Time	km/h	Local Time
1		33.006	22.873	19.543	1'49.522		13:02'26.030
2	27.052	30.517	22.675	19.360	1'39.604	282,0	13:04'05.634
3	26.520	30.510	22.332	19.268	1'38.630	276,2	13:05'44.264

Lap	Seg.1	Seg.2	Seg.3	Seg.4	Lap Time	km/h	Local Time
16	<b>26.170</b>	30.493	22.202	19.163	<b>1'38.028</b>	281,3	13:27'04.478
17	26.232	30.557	22.216	19.202	1'38.207	281,3	13:28'42.685
18	26.279	30.742	<b>22.157</b>	19.267	1'38.445	279,1	13:30'21.130
19	26.238	<b>30.376</b>	22.209	19.246	1'38.069	282,0	13:33'37.240
20	26.492	30.392	22.494	19.336	1'38.714	282,8	13:35'15.954

**50 E. LAVERTY (1'37.642)**

Lap	Seg.1	Seg.2	Seg.3	Seg.4	Lap Time	km/h	Local Time
1		31.917	22.348	19.542	1'48.228		13:02'24.736
2	26.489	30.337	22.174	19.363	1'38.363	280,6	13:04'03.099
3	<b>26.155</b>	30.264	22.091	<b>19.132</b>	<b>1'37.642</b>	277,0	13:05'40.741
4	26.185	<b>30.123</b>	22.407	19.170	1'37.885	282,0	13:07'18.626
5	26.254	30.293	22.079	19.204	1'37.830	283,5	13:08'56.456
6	26.171	30.308	22.101	20.675	1'39.255	<b>284,3</b>	13:10'35.711
7	26.969	30.374	22.480	19.288	1'39.111	248,2	13:12'14.822
8	26.309	30.732	22.198	19.182	1'38.421	280,6	13:13'53.243
9	26.323	30.325	<b>22.066</b>	19.279	1'37.993	282,0	13:15'31.236
10	26.247	30.166	22.299	19.231	1'37.943	282,0	13:17'09.179
11	26.176	30.169	22.117	19.235	1'37.697	282,0	13:18'46.876
12	26.260	30.489	22.404	19.256	1'38.409	282,0	13:20'25.285
13	26.377	30.523	23.571	19.642	1'40.113	282,0	13:22'05.398
14	27.020	30.726	22.248	19.415	1'39.409	273,4	13:23'44.807
15	26.394	30.511	22.198	19.205	1'38.308	279,1	13:25'23.115
16	26.348	30.453	22.286	19.324	1'38.411	281,3	13:27'01.526
17	26.424	30.820	22.425	19.331	1'39.000	281,3	13:28'40.526
18	26.383	33.274	22.564	19.539	1'41.760	279,8	13:30'22.286
19	26.703	31.855	22.640	20.084	1'41.282	277,7	13:32'03.568
20	27.079	30.881	22.666	19.662	1'40.288	265,3	13:33'43.856
21	27.207	31.388	22.797	19.926	1'41.318	266,0	13:35'25.174

**36 L. MERCADO (1'39.049)**

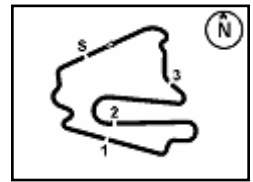
Lap	Seg.1	Seg.2	Seg.3	Seg.4	Lap Time	km/h	Local Time
1		31.059	22.602	19.227	1'46.310		13:02'22.818
2	26.501	30.727	22.527	19.347	1'39.102	280,6	13:04'01.920
3	26.534	30.755	22.624	19.381	1'39.294	275,5	13:05'41.214
4	26.552	30.676	22.698	19.291	1'39.217	278,4	13:07'20.431
5	26.529	<b>30.640</b>	22.765	19.212	1'39.146	279,8	13:08'59.577
6	26.538	<b>30.640</b>	22.628	19.267	1'39.073	281,3	13:10'38.650
7	26.564	30.694	22.698	19.337	1'39.293	280,6	13:12'17.943
8	26.624	32.225	22.846	19.330	1'41.025	279,8	13:13'58.968
9	26.671	30.729	22.611	<b>19.210</b>	1'39.221	279,8	13:15'38.189
10	26.519	30.802	22.794	19.321	1'39.436	279,8	13:17'17.625
11	26.573	30.835	22.730	19.303	1'39.441	279,8	13:18'57.066
12	26.507	30.727	22.517	19.312	1'39.063	280,6	13:20'36.129
13	<b>26.385</b>	30.807	22.699	19.272	1'39.163	281,3	13:22'15.292
14	26.487	30.668	22.534	19.360	<b>1'39.049</b>	282,0	13:23'54.341
15	26.615	30.840	22.527	19.296	1'39.278	280,6	13:25'33.619
16	26.536	30.862	<b>22.432</b>	19.283	1'39.113	<b>282,8</b>	13:27'12.732
17	26.727	31.003	22.512	19.330	1'39.572	282,0	13:28'52.304
18	26.570	30.729	22.594	19.414	1'39.307	278,4	13:30'31.611
19	26.790	30.784	22.844	19.497	1'39.915	279,8	13:32'11.526
20	26.749	31.211	22.855	19.446	1'40.261	279,8	13:33'51.787

19/08/2017 P = Pits In/Out - C = Lap-Time Cancelled

These data/results cannot be reproduced, stored and/or transmitted in whole or in part by any manner of electronic, mechanical, photocopying, recording, broadcasting or otherwise now known or herein after developed without the previous express consent by the copyright owner, except for reproduction in daily press and regular printed publications on sale to the public within 60 days of the event related to those data/results and always provided that copyright symbol appears together as follows below.

© DORNA WSBK ORGANIZATION Srl 2017





## German Round, 18-19-20 August 2017 World Superbike - Chronological Analysis Race 1

Lausitzring 4.265 m

Start at 13:00'36.508

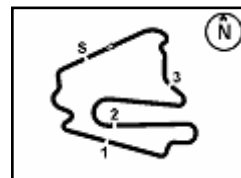
**3 / 4**

Lap	Seg.1	Seg.2	Seg.3	Seg.4	Lap Time	km/h	Local Time
21	26.817	31.076	22.981	19.716	1'40.590	279,8	13:35'32.377
<b>88 R. KRUMMENACHER (1'38.905)</b>							
1		31.356	22.627	19.354	1'47.448		13:02'23.956
2	26.510	30.744	22.433	19.462	1'39.149	<b>278,4</b>	13:04'03.105
3	26.722	30.683	22.503	19.370	1'39.278	270,0	13:05'42.383
4	26.536	30.727	<b>22.335</b>	19.307	<b>1'38.905</b>	274,1	13:07'21.288
5	26.688	31.000	22.404	<b>19.240</b>	1'39.332	274,8	13:09'00.620
6	26.542	30.688	22.599	19.321	1'39.150	276,2	13:10'39.770
7	26.906	30.714	22.561	19.401	1'39.582	<b>278,4</b>	13:12'19.352
8	26.568	31.370	22.817	19.402	1'40.157	277,0	13:13'59.509
9	26.657	30.861	22.556	19.352	1'39.426	272,7	13:15'38.935
10	<b>26.450</b>	30.679	22.551	19.437	1'39.117	275,5	13:17'18.052
11	26.595	30.739	22.594	19.496	1'39.424	275,5	13:18'57.476
12	26.566	30.713	22.534	19.457	1'39.270	275,5	13:20'36.746
13	26.595	30.753	22.587	19.404	1'39.339	275,5	13:22'16.085
14	26.522	<b>30.654</b>	22.528	19.397	1'39.101	275,5	13:23'55.186
15	26.455	30.743	22.551	19.425	1'39.174	277,7	13:25'34.360
16	26.529	30.781	22.503	19.382	1'39.195	274,1	13:27'13.555
17	26.751	30.963	22.806	19.866	1'40.386	276,2	13:28'53.941
18	26.730	30.794	22.686	19.498	1'39.708	270,7	13:30'33.649
19	26.821	30.939	22.778	19.464	1'40.002	270,7	13:32'13.651
20	26.691	30.958	22.633	19.595	1'39.877	271,4	13:33'53.528
21	26.671	30.810	22.500	19.581	1'39.562	272,7	13:35'33.090
<b>60 M. VAN DER MARK (1'38.381)</b>							
Lap	Seg.1	Seg.2	Seg.3	Seg.4	Lap Time	km/h	Local Time
1		30.688	22.424	19.235	1'44.969		13:02'21.477
2	26.439	<b>30.396</b>	22.251	23.354	1'42.440	276,2	13:04'03.917
3	26.876	30.587	22.401	19.260	1'39.124	272,1	13:05'43.041
4	<b>26.342</b>	30.623	22.477	<b>19.145</b>	1'38.587	<b>280,6</b>	13:07'21.628
5	26.496	30.594	22.276	19.484	1'38.850	<b>280,6</b>	13:09'00.478
6	26.385	30.464	22.572	19.283	1'38.704	279,1	13:10'39.182
7	26.396	30.614	22.313	19.317	1'38.640	<b>280,6</b>	13:12'17.822
8	26.418	30.568	<b>22.223</b>	19.273	1'38.482	277,7	13:13'56.304
9	26.389	30.553	22.250	19.189	<b>1'38.381</b>	278,4	13:15'34.685
10	26.543	30.586	22.382	19.295	1'38.806	277,0	13:17'13.491
11	26.530	30.619	22.526	19.308	1'38.983	277,7	13:18'52.474
12	26.539	30.630	22.366	19.318	1'38.853	277,7	13:20'31.327
13	26.765	30.853	22.551	19.519	1'39.688	277,0	13:22'11.015
14	26.751	30.923	22.429	19.635	1'39.738	275,5	13:23'50.753
15	26.729	31.034	22.581	19.689	1'40.033	274,1	13:25'30.786
16	26.996	31.479	22.936	19.901	1'41.312	274,8	13:27'12.098
17	27.216	31.708	22.954	20.025	1'41.903	275,5	13:28'54.001
18	27.396	31.426	23.219	20.206	1'42.247	272,1	13:30'36.248
19	27.493	31.804	23.151	20.328	1'42.776	269,3	13:32'19.024
20	27.820	31.879	23.677	20.592	1'43.968	268,0	13:34'02.992
21	28.168	32.603	24.084	20.852	1'45.707	268,7	13:35'48.699
<b>86 A. BADOVINI (1'39.812)</b>							
Lap	Seg.1	Seg.2	Seg.3	Seg.4	Lap Time	km/h	Local Time
1		31.206	<b>22.538</b>	<b>19.364</b>	1'46.664		13:02'23.172
2	<b>26.511</b>	1'00.703	22.925	19.596	2'09.735	<b>275,5</b>	13:04'32.907
3	26.764	31.510	22.757	19.515	1'40.546	266,0	13:06'13.453
4	26.747	31.226	22.614	19.446	1'40.033	268,7	13:07'53.486
5	26.653	31.086	22.639	19.434	<b>1'39.812</b>	268,7	13:09'33.298
6	26.698	31.120	22.589	19.561	1'39.968	269,3	13:11'13.266
7	26.725	31.163	22.798	19.512	1'40.198	266,7	13:12'53.464
8	26.930	31.249	22.645	19.592	1'40.416	267,3	13:14'33.880
9	26.911	31.159	22.699	19.403	1'40.172	266,7	13:16'14.052
10	26.883	31.231	22.557	19.493	1'40.164	267,3	13:17'54.216
11	26.741	31.544	22.609	19.485	1'40.379	267,3	13:19'34.595
12	26.728	31.314	22.639	19.472	1'40.153	264,7	13:21'14.748
13	26.918	31.172	22.540	19.478	1'40.108	268,0	13:22'54.856
14	26.708	<b>31.081</b>	22.937	19.663	1'40.389	266,7	13:24'35.245
15	26.918	31.201	22.650	19.489	1'40.258	268,7	13:26'15.503
16	26.858	31.257	22.743	19.720	1'40.578	267,3	13:27'56.081
17	26.879	31.495	22.687	19.526	1'40.587	270,0	13:29'36.668
18	26.894	31.245	22.802	19.633	1'40.574	266,0	13:31'17.242
19	26.769	31.317	22.795	19.574	1'40.455	268,0	13:32'57.697
20	26.829	31.348	22.804	19.459	1'40.440	268,7	13:34'38.137
21	27.166	31.829	22.963	19.911	1'41.869	265,3	13:36'20.006
<b>35 R. DE ROSA (1'38.345)</b>							
Lap	Seg.1	Seg.2	Seg.3	Seg.4	Lap Time	km/h	Local Time
1		31.060	22.464	19.253	1'45.887		13:02'22.395
2	26.501	30.460	22.343	19.461	1'38.765	280,6	13:04'01.160
3	26.514	<b>30.338</b>	22.422	<b>19.220</b>	1'38.494	281,3	13:05'39.654
4	26.456	30.436	22.394	19.265	1'38.551	280,6	13:07'18.205
5	26.713	30.515	<b>22.165</b>	19.421	1'38.814	282,0	13:08'57.019
6	26.440	30.665	22.363	19.397	1'38.865	<b>282,8</b>	13:10'35.884
7	26.717	30.430	22.681	19.362	1'39.190	270,0	13:12'15.074
8	<b>26.432</b>	30.553	22.476	19.405	1'38.866	279,8	13:13'53.940
<b>40 R. RAMOS (1'38.932)</b>							
Lap	Seg.1	Seg.2	Seg.3	Seg.4	Lap Time	km/h	Local Time
1		31.471	22.529	19.308	1'47.117		13:02'23.625
2	26.459	30.759	23.102	19.474	1'39.794	<b>277,0</b>	13:04'03.419
3	26.695	<b>30.665</b>	22.394	19.448	1'39.202	275,5	13:05'42.621
4	26.551	30.720	<b>22.319</b>	19.390	1'38.980	276,2	13:07'21.601
5	26.764	31.951	22.708	19.337	1'40.760	274,1	13:09'02.361
6	<b>26.449</b>	30.694	22.480	19.310	1'38.933	272,1	13:10'41.294
7	26.516	30.730	22.374	19.312	<b>1'38.932</b>	272,1	13:12'20.226
8	26.583	31.506	22.534	<b>19.296</b>	1'39.919	273,4	13:14'00.145
9	26.602	30.817	22.385	19.476	1'39.280	271,4	13:15'39.425
10	26.525	30.717	22.615	19.361	1'39.218	272,1	13:17'18.643
11	26.538	30.949	22.563	19.368	1'39.418	273,4	13:18'58.061
12	26.496	30.830	22.580	19.361	1'39.267	274,8	13:20'37.328
13	26.656	30.842	22.664	19.375	1'39.537	273,4	13:22'16.865
14	26.734	31.483	22.868	19.530	1'40.615	273,4	13:23'57.480

19/08/2017 P = Pits In/Out - C = Lap-Time Cancelled

These data/results cannot be reproduced, stored and/or transmitted in whole or in part by any manner of electronic, mechanical, photocopying, recording, broadcasting or otherwise now known or herein after developed without the previous express consent by the copyright owner, except for reproduction in daily press and regular printed publications on sale to the public within 60 days of the event related to those data/results and always provided that copyright symbol appears together as follows below.

© DORNA WSBK ORGANIZATION Srl 2017



Lausitzring 4.265 m

## German Round, 18-19-20 August 2017 World Superbike - Chronological Analysis Race 1

Start at 13:00'36.508

**4 / 4**

9	26.455	30.353	22.220	19.317	<b>1'38.345</b>	280,6	13:15'32.285	8	26.471	31.537	22.734	19.441	1'40.183	<b>279,1</b>	13:13'59.275
10	26.953	30.385	22.360	19.315	1'39.013	279,1	13:17'11.298	9	26.684	30.846	<b>22.421</b>	19.214	1'39.165	276,2	13:15'38.440
11	26.595	1'02.961	23.418	19.894	2'12.868	277,0	13:19'24.166	10	26.567	44.387	1'24.569	39.187	3'14.710P	277,0	13:18'53.150
12	27.207	31.129	23.007	19.593	1'40.936	270,0	13:21'05.102	<b>55 M. ROCCOLI (1'41.498)</b>							
13	26.821	31.283	23.283	20.239	1'41.626	276,2	13:22'46.728	<b>Lap</b>	<b>Seg.1</b>	<b>Seg.2</b>	<b>Seg.3</b>	<b>Seg.4</b>	<b>Lap Time</b>	<b>km/h</b>	<b>Local Time</b>
14	26.751	30.954	22.545	19.521	1'39.771	275,5	13:24'26.499	1		32.444	<b>23.107</b>	<b>19.650</b>	1'50.297		13:02'26.805
15	26.907	30.855	22.551	19.457	1'39.770	276,2	13:26'06.269	2	27.076	31.600	23.206	19.715	1'41.597	265,3	13:04'08.402
16	27.596	32.346	24.206	36.462	2'00.610P	273,4	13:28'06.879	3	27.078	31.660	23.207	19.858	1'41.803	267,3	13:05'50.205

**19 P. SZKOPEK (1'40.606)**

Lap	Seg.1	Seg.2	Seg.3	Seg.4	Lap Time	km/h	Local Time
1		32.006	22.809	19.835	1'49.471		13:02'25.979
2	27.362	<b>31.010</b>	22.735	<b>19.675</b>	1'40.782	<b>273,4</b>	13:04'06.761
3	26.996	31.503	22.777	20.079	1'41.355	271,4	13:05'48.116
4	26.961	31.276	22.866	19.930	1'41.033	268,0	13:07'29.149
5	<b>26.866</b>	31.367	<b>22.553</b>	19.820	<b>1'40.606</b>	268,7	13:09'09.755
6	26.915	31.224	22.900	19.863	1'40.902	267,3	13:10'50.657
7	26.999	31.301	22.918	19.859	1'41.077	267,3	13:12'31.734
8	27.222	31.363	22.726	19.798	1'41.109	269,3	13:14'12.843
9	27.164	31.188	22.675	19.763	1'40.790	267,3	13:15'53.633
10	27.158	31.562	22.780	20.139	1'41.639	269,3	13:17'35.272
11	27.301	31.824	22.854	19.985	1'41.964	265,3	13:19'17.236
12	27.206	31.297	22.786	19.926	1'41.215	265,3	13:20'58.451
13	27.086	31.675	22.800	19.982	1'41.543	265,3	13:22'39.994
14	27.407	32.152	23.109	20.326	1'42.994	264,7	13:24'22.988
15	1'33.571	36.496	23.958	20.524	2'54.549	227,7	13:27'17.537

**84 R. RUSSO (1'39.563)**

Lap	Seg.1	Seg.2	Seg.3	Seg.4	Lap Time	km/h	Local Time
1		31.563	22.801	19.471	1'48.137		13:02'24.645
2	<b>26.485</b>	<b>31.076</b>	<b>22.629</b>	<b>19.373</b>	<b>1'39.563</b>	<b>275,5</b>	13:04'04.208
3	26.953	31.230	22.914	19.686	1'40.783	<b>275,5</b>	13:05'44.991
4	26.755	31.122	22.847	19.740	1'40.464	272,1	13:07'25.455
5	26.785	31.355	23.048	19.781	1'40.969	272,7	13:09'06.424
6	27.092	31.436	22.936	19.600	1'41.064	268,7	13:10'47.488
7	26.883	31.698	23.087	19.885	1'41.553	272,1	13:12'29.041
8	27.141	31.398	23.145	20.115	1'41.799	271,4	13:14'10.840
9	27.267	31.559	23.327	20.077	1'42.230	269,3	13:15'53.070
10	29.627	31.583	23.564	20.120	1'44.894	270,7	13:17'37.964
11	27.378	32.280	23.193	20.051	1'42.902	272,1	13:19'20.866
12	27.359	31.637	23.444	20.128	1'42.568	271,4	13:21'03.434
13	27.579	31.998	23.381	20.388	1'43.346	271,4	13:22'46.780
14	27.939	31.989			2'42.478P	261,5	13:25'29.258

**37 O. JEZEK (1'40.031)**

Lap	Seg.1	Seg.2	Seg.3	Seg.4	Lap Time	km/h	Local Time
1		32.266	22.784	19.644	1'49.033		13:02'25.541
2	<b>26.712</b>	31.212	<b>22.679</b>	<b>19.541</b>	1'40.144	<b>270,7</b>	13:04'05.685
3	26.947	31.208	<b>22.439</b>	19.574	1'40.168	266,0	13:05'45.853
4	26.738	31.096	22.600	19.597	<b>1'40.031</b>	269,3	13:07'25.884
5	26.854	<b>31.049</b>	22.577	19.579	1'40.059	266,7	13:09'05.943
6	27.114	31.053	22.529	19.611	1'40.307	266,0	13:10'46.250
7	26.825	31.071	22.479	19.665	1'40.040	266,7	13:12'26.290
8	26.923	31.400	22.506	19.695	1'40.524	263,4	13:14'06.814
9	27.238	31.349	22.882	19.722	1'41.191	263,4	13:15'48.005
10	27.144	31.622	26.445	43.013	2'08.224P	263,4	13:17'56.229

**34 D. GIUGLIANO (1'38.941)**

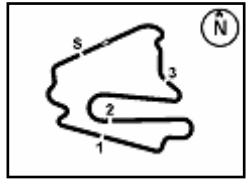
Lap	Seg.1	Seg.2	Seg.3	Seg.4	Lap Time	km/h	Local Time
1		31.378	22.456	<b>19.206</b>	1'46.766		13:02'23.274
2	26.591	30.858	22.490	19.448	1'39.387	275,5	13:04'02.661
3	26.589	30.827	22.532	19.223	1'39.171	274,1	13:05'41.832
4	26.520	<b>30.770</b>	22.440	19.211	<b>1'38.941</b>	276,2	13:07'20.773
5	<b>26.445</b>	30.862	22.495	19.316	1'39.118	277,7	13:08'59.891
6	26.645	30.861	22.810	19.321	1'39.637	275,5	13:10'39.528
7	26.668	30.893	22.713	19.290	1'39.564	277,0	13:12'19.092

19/08/2017

**P = Pits In/Out - C = Lap-Time Cancelled**

These data/results cannot be reproduced, stored and/or transmitted in whole or in part by any manner of electronic, mechanical, photocopying, recording, broadcasting or otherwise now known or herein after developed without the previous express consent by the copyright owner, except for reproduction in daily press and regular printed publications on sale to the public within 60 days of the event related to those data/results and always provided that copyright symbol appears together as follows below.

© DORNA WSBK ORGANIZATION Srl 2017

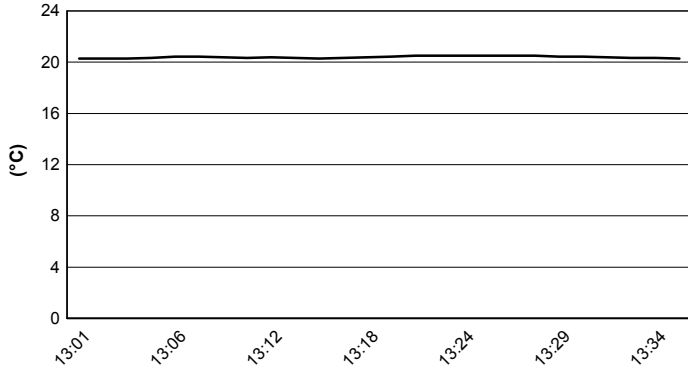


Lausitzring 4.265 m

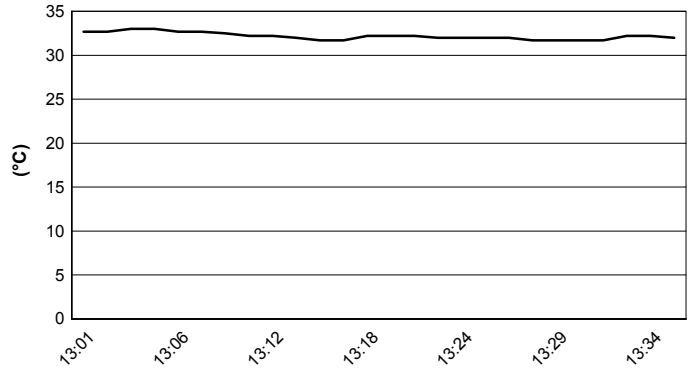
**German Round, 18-19-20 August 2017**  
**World Superbike - Weather Report Race 1**

Session started 13:01      Session ended 13:36

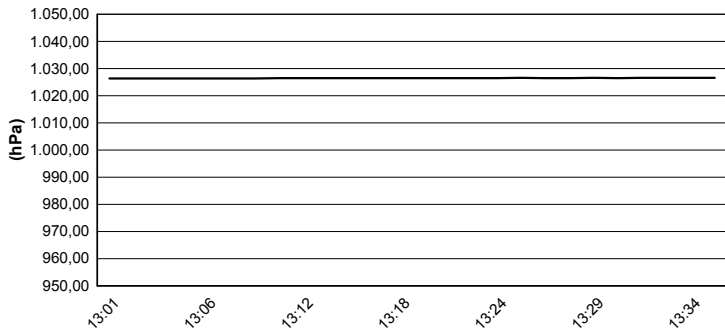
**Air Temperature**



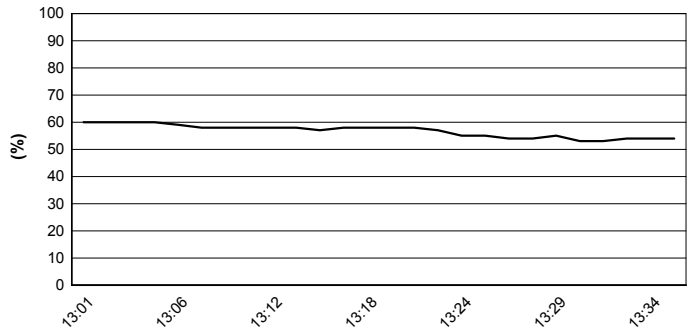
**Track Temperature**



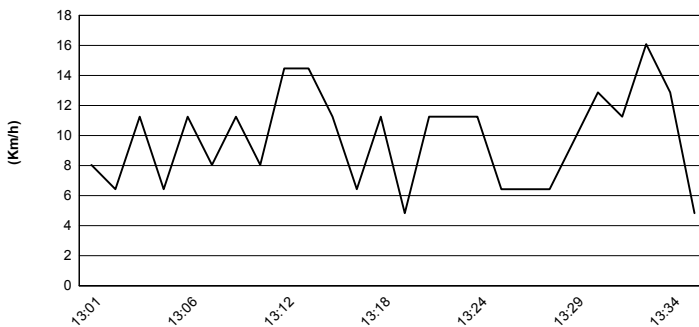
**Air Pressure**



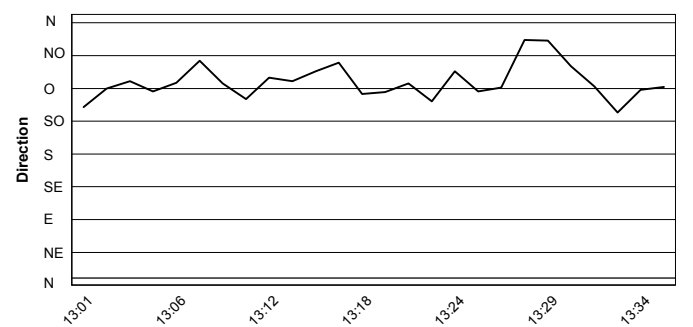
**Humidity**



**Wind Speed**



**Wind Direction**



19/08/2017

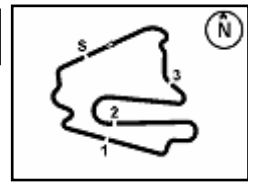
These data/results cannot be reproduced, stored and/or transmitted in whole or in part by any manner of electronic, mechanical, photocopying, recording, broadcasting or otherwise now known or herein after developed without the previous express consent by the copyright owner, except for reproduction in daily press and regular printed publications on sale to the public within 60 days of the event related to those data/results and always provided that copyright symbol appears together as follows below.  
© DORNA WSBK ORGANIZATION Srl 2017



Official Tyre Supplier



Official Timekeeper



## German Round, 18-19-20 August 2017 World Superbike - Championship Standings

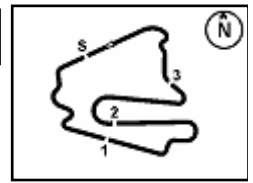
Lausitzring 4.265 m

1 / 2

Points	Points From First	Points From Previous	February 26		March 12		April 2		April 30		May 14		May 28		June 18		July 9		August 20		September 17		October 1		October 22		November 4	
			PHILLIP ISLAND	BURIRAM	ARAGÓN	ASSEN	IMOLA	DONINGTON PARK	MISANO	LAGUNA SECA	LAUSITZRING	PORTIMÃO	MAGNY COURS	JEREZ	LOSAIL													
<b>1</b> REA Jonathan (GBR)	<b>361</b>		25 25	25 25	25 20	25 25	20 20	0 25	16 20	20 25	20																	
<b>2</b> SYKES Tom (GBR)	<b>298</b> 63		16 10	16 20	16 13	20 20	13 16	25 20	25 16	16 20	16																	
<b>3</b> DAVIES Chaz (GBR)	<b>251</b> 110 47		20 20	20 10	0 25	0 16	25 25	8 16	0 0	25 16	25																	
<b>4</b> MELANDRI Marco (ITA)	<b>202</b> 159 49		0 16	13 16	20 16	16 0	16 11	13 0	1 25	13 13	13																	
<b>5</b> LOWES Alex (GBR)	<b>158</b> 203 44		13 13	10 13	13 3	0 11	8 10	16 11	20 0	0 7	10																	
<b>6</b> FORÉS Xavi (ESP)	<b>140</b> 221 18		10 11	5 8	0 10	13 3	11 13	6 9	11 0	11 11	8																	
<b>7</b> VAN DER MARK Michael (NED)	<b>130</b> 231 10		7 9	11 0	11 11	0 13	9 7	11 13	0 13	8 6	1																	
<b>8</b> CAMIER Leon (GBR)	<b>110</b> 251 20		11 8	8 0	5 6	6 10	10 0	10 10	5 0	10 0	11																	
<b>9</b> TORRES Jordi (ESP)	<b>101</b> 260 9		9 0	9 11	10 9	0 9	0 8	7 0	13 0	9 0	7																	
<b>10</b> LAVERTY Eugene (IRL)	<b>95</b> 266 6		8 6	0 1	8 7	8 8	0 9	3 0	10 11	0 10	6																	
<b>11</b> RAMOS Román (ESP)	<b>75</b> 286 20		3 2	1 7	0 5	9 5	7 5	5 8	8 0	4 4	2																	
<b>12</b> SAVADORI Lorenzo (ITA)	<b>72</b> 289 3		0 7	3 0	0 0	11 0	4 3	4 0	7 10	6 8	9																	
<b>13</b> MERCADO Leandro (ARG)	<b>71</b> 290 1		0 0	0 0	9 8	7 4	0 6	9 0	0 7	7 9	5																	
<b>14</b> BRADL Stefan (GER)	<b>64</b> 297 7		1 1	6 0	7 4	10 6	6 2	0 5	0 6	5 5	0																	
<b>15</b> KRUMMENACHER Randy (SUI)	<b>50</b> 311 14		6 0	4 0	2 2	5 2	3 1	2 0	9 8	0 2	4																	
<b>16</b> HAYDEN Nicky (USA)	<b>40</b> 321 10		5 0	7 9	6 0	2 7	0 4	0 0	0 0	0 0	0																	
<b>17</b> DE ANGELIS Alex (RSM)	<b>32</b> 329 8		2 5	0 5	1 0	4 1	5 0	0 0	4 0	2 3	0																	
<b>18</b> DE ROSA Raffaele (ITA)	<b>30</b> 331 2		0 0	0 0	0 0	3 0	2 0	1 6	6 9	3 0	0																	
<b>19</b> REITERBERGER Markus (GER)	<b>22</b> 339 8		4 3	2 6	4 0	0 0	0 0	0 0	0 0	0 0	3																	
<b>20</b> HASLAM Leon (GBR)	<b>20</b> 341 2		0 0	0 0	0 0	0 0	0 0	20 0	0 0	0 0	0																	
<b>21</b> BADOVINI Ayrton (ITA)	<b>14</b> 347 6		0 0	0 2	0 0	1 0	1 0	0 2	3 5	0 0	0																	
<b>22</b> JEZEK Ondrej (CZE)	<b>12</b> 349 2		0 0	0 3	0 0	0 0	0 0	0 3	2 4	0 0	0																	
<b>23</b> RUSSO Riccardo (ITA)	<b>8</b> 353 4		0 0	0 4	0 0	0 0	0 0	0 4	0 0	0 0	0																	
<b>24</b> DIXON Jake (GBR)	<b>7</b> 354 1		0 0	0 0	0 0	0 0	0 0	0 7	0 0	0 0	0																	
<b>25</b> BROOKES Joshua (AUS)	<b>4</b> 357 3		0 4	0 0	0 0	0 0	0 0	0 0	0 0	0 0	0																	

19/08/2017 First Line: Championship Standings - Second Line: Ranking Progression  
 These data/results cannot be reproduced, stored and/or transmitted in whole or in part by any manner of electronic, mechanical, photocopying, recording, broadcasting or otherwise now known or herein after developed without the previous express consent by the copyright owner, except for reproduction in daily press and regular printed publications on sale to the public within 60 days of the event related to those data/results and always provided that copyright symbol appears together as follows below.  
 © DORNA WSBK ORGANIZATION Srl 2017





Lausitzring 4.265 m

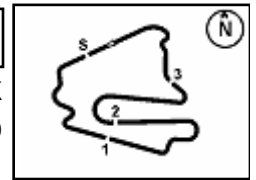
**German Round, 18-19-20 August 2017**  
**World Superbike - Championship Standings**

	Points	Points From First	Points From Previous	February 26 PHILLIP ISLAND		March 12 BURIRAM		April 2 ARAGÓN		April 30 ASSEN		May 14 IMOLA		May 28 DONINGTON PARK		June 18 MISANO		July 9 LAGUNA SECA		August 20 LAUSITZRING		September 17 PORTIMÃO		October 1 MAGNY COURS		October 22 JEREZ		November 4 LOSAIL			
				1	2	1	2	1	2	1	2	1	2	1	2	1	2	1	2	1	2	1	2	1	2	1	2	1	2	1	2
26 <b>SIMON</b> Julian (ESP)	4	357	0	0	0	0	0	3	1	0	0	0	0	0	0	0	0	0	0	0	0	0	0								
27 <b>GAGNE</b> Jake (USA)	2	359	2	0	0	0	0	0	0	0	0	0	0	0	0	0	0	1	1	0	0	0	0								

19/08/2017 First Line: Championship Standings - Second Line: Ranking Progression  
 These data/results cannot be reproduced, stored and/or transmitted in whole or in part by any manner of electronic, mechanical, photocopying, recording, broadcasting or otherwise now known or herein after developed without the previous express consent by the copyright owner, except for reproduction in daily press and regular printed publications on sale to the public within 60 days of the event related to those data/results and always provided that copyright symbol appears together as follows below.  
 © DORNA WSBK ORGANIZATION Srl 2017







## German Round, 18-19-20 August 2017 World Superbike - Manufacturers Standings

Lausitzring 4.265 m

Points	Points From First	Points From Previous	February 26 PHILLIP ISLAND		March 12 BURIRAM		April 2 ARAGÓN		April 30 ASSEN		May 14 IMOLA		May 28 DONINGTON PARK		June 18 MISANO		July 9 LAGUNA SECA		August 20 LAUSITZRING		September 17 PORTIMÃO		October 1 MAGNY COURS		October 22 JEREZ		November 4 LOSAIL		
			1	2	1	2	1	2	1	2	1	2	1	2	1	2	1	2	1	2	1	2	1	2	1	2	1	2	1
1	KAWASAKI	395	25	25	25	25	25	20	25	25	20	20	25	25	25	20	20	25	25	20									
2	DUCATI	334	61	20	20	20	16	20	25	16	16	25	25	13	16	11	25	25	16	25									
3	YAMAHA	193	202	141	13	13	11	13	13	11	13	9	10	16	13	20	13	8	7	10									
4	BMW	124	271	69	9	3	9	11	10	9	3	9	2	8	7	6	13	9	9	7									
5	APRILIA	124	271	0	8	7	3	1	9	8	11	8	4	9	9		10	11	7	10									
6	MV AGUSTA	110	285	14	11	8	8		5	6	6	10	10	10	10	5	10	10	11										
7	HONDA	81	314	29	5	1	7	9	7	4	10	7	6	4	7	5	6	5	5										

19/08/2017

First Line: Championship Standings - Second Line: Ranking Progression

These data/results cannot be reproduced, stored and/or transmitted in whole or in part by any manner of electronic, mechanical, photocopying, recording, broadcasting or otherwise now known or herein after developed without the previous express consent by the copyright owner, except for reproduction in daily press and regular printed publications on sale to the public within 60 days of the event related to those data/results and always provided that copyright symbol appears together as follows below.

© DORNA WSBK ORGANIZATION Srl 2017

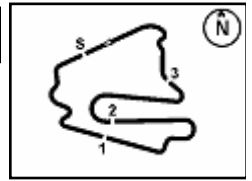
FKR PERUGIA TIMING



Official Tyre Supplier



Official Timekeeper



Lausitzring 4.265 m

## German Round, 18-19-20 August 2017 World Superbike - Pirelli Best Lap Award

Points	Points From First	Points From Previous	February 26	March 12	April 2	April 30	May 14	May 28	June 18	July 9	August 20	September 17	October 1	October 22	November 4	
			PHILLIP ISLAND	BURIRAM	ARAGÓN	ASSEN	IMOLA	DONINGTON PARK	MISANO	LAGUNA SECA	LAUSITZRING	PORTIMÃO	MAGNY COURS	JEREZ	LOSAIL	
<b>Fastest Laps</b>																
<b>1 REA</b> Jonathan (GBR)	<b>9</b>		1	1	1	1 1		1		1	1 1					
<b>2 DAVIES</b> Chaz (GBR)	<b>3 6</b>				1		1 1									
<b>3 SYKES</b> Tom (GBR)	<b>2 7 1</b>							1			1					
<b>4 MELANDRI</b> Marco (ITA)	<b>2 7 0</b>		1	1												
<b>5 VAN DER MARK</b> Michael (NED)	<b>1 8 1</b>								1							

19/08/2017

These data/results cannot be reproduced, stored and/or transmitted in whole or in part by any manner of electronic, mechanical, photocopying, recording, broadcasting or otherwise now known or herein after developed without the previous express consent by the copyright owner, except for reproduction in daily press and regular printed publications on sale to the public within 60 days of the event related to those data/results and always provided that copyright symbol appears together as follows below.

© DORNA WSBK ORGANIZATION Srl 2017

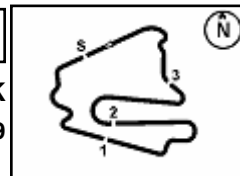
PIRELLI PERUGIA TIMING



Official Tyre Supplier



Official Timekeeper



Lausitzring 4.265 m

## German Round, 18-19-20 August 2017

### World Superbike - Best Laps & Speeds

1 / 2

No.	Rider		Best Lap		FP1		FP2		FP3		SP1		SP2		RC1	
	Nat	Bike	laps	speed	laps	speed	laps	speed	laps	speed	laps	speed	laps	speed	laps	speed
1	66	T. SYKES	71	283,5	24	282,7	11	282,7	9	282,0	6	281,3	21	283,5		1'36.918
		GBR Kawasaki ZX-10RR														
2	1	J. REA	70	287,3	20	283,5	9	282,7	14	284,2	6	282,7	21	287,3		1'37.012
		GBR Kawasaki ZX-10RR														
3	32	L. SAVADORI	77	280,5	22	279,1	17	276,9	11	275,5	6	280,5	21	276,9		1'37.807
		ITA Aprilia RSV4 RF														
4	33	M. MELANDRI	69	286,5	11	282,7	17	285,0	13	285,8	7	285,8	21	286,5		1'37.168
		ITA Ducati Panigale R														
5	81	J. TORRES	70	286,5	21	280,5	9	282,0	12	278,3	7	281,3	21	286,5		1'38.028
		ESP BMW S 1000 RR														
6	7	C. DAVIES	70	283,5	19	280,5	11	281,3	13	283,5	6	280,5	21	282,0		1'36.919
		GBR Ducati Panigale R														
7	22	A. LOWES	77	282,0	20	276,9	15	279,1	14	279,8	7	279,8	21	282,0		1'37.603
		GBR Yamaha YZF R1														
8	50	E. LAVERTY	76	286,5	22	282,7	15	285,8	12	282,7	6	286,5	21	284,2		1'37.642
		IRL Aprilia RSV4 RF														
9	2	L. CAMIER	81	277,6	18	277,6	21	276,9	14	275,5	7	274,1	21	276,9		1'37.600
		GBR MV Agusta 1000 F4														
10	21	M. REITERBERGER	67	282,0	19	280,5	7	280,5	13	280,5	7	279,1	21	282,0		1'38.184
		GER BMW S 1000 RR														
11	60	M. VAN DER MARK	88	281,3	21	280,5	21	281,3	12	281,3	6	279,8	7	279,1	21	280,5
		NED Yamaha YZF R1														
12	12	X. FORÉS	79	282,0	19	279,8	14	281,3	12	281,3	6	281,3	7	278,3	21	282,0
		ESP Ducati Panigale R														
13	35	R. DE ROSA	68	286,5	21	281,3	12	286,5	13	279,8	6	282,0		16	282,7	1'38.345
		ITA BMW S 1000 RR														
14	36	L. MERCADO	83	282,7	24	279,1	20	281,3	12	282,0	6	282,7		21	282,7	1'39.049
		ARG Aprilia RSV4 RF														
15	6	S. BRADL	47	281,3	22	281,3	10	280,5	9	276,9	6	278,3				1'38.498
		GER Honda CBR1000RR														
16	86	A. BADOVINI	63	277,6	20	273,4	7	274,8	9	270,6	6	277,6		21	275,5	1'39.812
		ITA Kawasaki ZX-10RR														
17	88	R. KRUMMENACHER	63	278,3	22	274,1	13	274,1			7	276,9		21	278,3	1'38.905
		SUI Kawasaki ZX-10RR														
18	40	R. RAMOS	71	278,3	22	275,5	12	278,3	11	276,9	5	272,7		21	276,9	1'38.932
		ESP Kawasaki ZX-10RR														
19	34	D. GIUGLIANO	53	279,1	19	276,2	6	277,6	13	276,9	5	273,4		10	279,1	1'38.941
		ITA Honda CBR1000RR														
20	37	O. JEZEK	56	273,4	21	269,3	10	273,4	9	267,9	6	269,3		10	270,6	1'40.031
		CZE Kawasaki ZX-10RR														

19/08/2017

These data/results cannot be reproduced, stored and/or transmitted in whole or in part by any manner of electronic, mechanical, photocopying, recording, broadcasting or otherwise now known or herein after developed without the previous express consent by the copyright owner, except for reproduction in daily press and regular printed publications on sale to the public within 60 days of the event related to those data/results and always provided that copyright symbol appears together as follows below.

© DORNA WSBK ORGANIZATION Srl 2017

FICR PERUGIA TIMING



Official Tyre Supplier



Official Timekeeper



Lausitzring 4.265 m

## German Round, 18-19-20 August 2017 World Superbike - Best Laps & Speeds

2 / 2

No.	Rider		Best Lap		FP1		FP2		FP3		SP1		SP2		RC1	
	Nat	Bike	laps	speed	laps	speed	laps	speed	laps	speed	laps	speed	laps	speed	laps	speed
21	<b>84 R. RUSSO</b>		<b>1'39.563</b>		1'40.732		1'41.619		1'41.243		1'39.904				<b>1'39.563</b>	
	ITA	Kawasaki ZX-10RR	56	276,2	18	274,1	7	<b>276,2</b>	11	275,5	6	274,8			14	275,5
22	<b>19 P. SZKOEK</b>		<b>1'39.803</b>		1'40.870		1'41.190		1'42.904		<b>1'39.803</b>				1'40.606	
	POL	Yamaha YZF R1	63	273,4	19	272,7	17	<b>273,4</b>	7	270,6	5	270,6			15	<b>273,4</b>
23	<b>55 M. ROCCOLI</b>		<b>1'40.634</b>		1'40.775		1'42.914		1'42.322		<b>1'40.634</b>				1'41.498	
	ITA	Yamaha YZF R1	47	275,5	17	<b>275,5</b>	11	271,3	7	267,9	6	272,0			6	270,0

19/08/2017

These data/results cannot be reproduced, stored and/or transmitted in whole or in part by any manner of electronic, mechanical, photocopying, recording, broadcasting or otherwise now known or herein after developed without the previous express consent by the copyright owner, except for reproduction in daily press and regular printed publications on sale to the public within 60 days of the event related to those data/results and always provided that copyright symbol appears together as follows below.

© DORNA WSBK ORGANIZATION Srl 2017

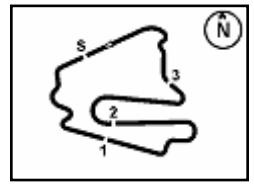
FICR PERUGIA TIMING



Official Tyre Supplier



Official Timekeeper



Lausitzring 4.265 m

## German Round, 18-19-20 August 2017

### World Superbike - Provisional Starting Grid - Race 2

21 Laps x 4,265 km = 89,565 km

		1			
	3	2		1	
	22 <b>LOWES A.</b> Yamaha	2 <b>CAMIER L.</b> MV Agusta		33 <b>MELANDRI M.</b> Ducati	1
		5	4		
6		12 <b>FORÉS X.</b> Ducati	32 <b>SAVADORI L.</b> Aprilia		2
81 <b>TORRES J.</b> BMW					
	9		8	7	
	7 <b>DAVIES C.</b> Ducati		1 <b>REA J.</b> Kawasaki	66 <b>SYKES T.</b> Kawasaki	3
		11	10		
12		21 <b>REITERBERGER M.</b> BMW	50 <b>LAVERTY E.</b> Aprilia		4
60 <b>VAN DER MARK M.</b> Yamaha					
	15	14		13	
	6 <b>BRADL S.</b> Honda	36 <b>MERCADO L.</b> Aprilia		35 <b>DE ROSA R.</b> BMW	5
		17	16		
18		34 <b>GIUGLIANO D.</b> Honda	86 <b>BADOVINI A.</b> Kawasaki		6
37 <b>JEZEK O.</b> Kawasaki					
	21	20		19	
	19 <b>SZKOPEK P.</b> Yamaha	40 <b>RAMOS R.</b> Kawasaki		88 <b>KRUMMENACHER R.</b> Kawasaki	7
		23	22		
		55 <b>ROCCOLI M.</b> Yamaha	84 <b>RUSSO R.</b> Kawasaki		8

19/08/2017 Jury President .....

..... Race Director

These data/results cannot be reproduced, stored and/or transmitted in whole or in part by any manner of electronic, mechanical, photocopying, recording, broadcasting or otherwise now known or herein after developed without the previous express consent by the copyright owner, except for reproduction in daily press and regular printed publications on sale to the public within 60 days of the event related to those data/results and always provided that copyright symbol appears together as follows below.

© DORNA WSBK ORGANIZATION Srl 2017

FICR PERUGIA TIMING



Official Tyre Supplier



Official Timekeeper