



Lausitzring 4.265 m

## German Round, 18-19-20 August 2017 World Superbike - Free Practices Combined Results

No.	Rider	Nat	Team	Bike	FP1	FP2	Time	Gap	Rel.	Avg	Laps
1	<b>66 T. SYKES</b>	GBR	Kawasaki Racing Team	Kawasaki ZX-10RR	1'37.337	1'37.172	<b>1'37.172</b>			158,008	35
2	<b>1 J. REA</b>	GBR	Kawasaki Racing Team	Kawasaki ZX-10RR	1'37.504	1'37.506	<b>1'37.504</b>	0.332	0.332	157,470	29
3	<b>7 C. DAVIES</b>	GBR	Aruba.it Racing - Ducati	Ducati Panigale R	1'37.526	1'38.046	<b>1'37.526</b>	0.354	0.022	157,435	30
4	<b>32 L. SAVADORI</b>	ITA	Milwaukee Aprilia	Aprilia RSV4 RF	1'37.721	1'39.035	<b>1'37.721</b>	0.549	0.195	157,121	39
5	<b>33 M. MELANDRI</b>	ITA	Aruba.it Racing - Ducati	Ducati Panigale R	1'39.216	1'37.858	<b>1'37.858</b>	0.686	0.137	156,901	28
6	<b>50 E. LAVERTY</b>	IRL	Milwaukee Aprilia	Aprilia RSV4 RF	1'37.880	1'38.052	<b>1'37.880</b>	0.708	0.022	156,866	37
7	<b>21 M. REITERBERGER</b>	GER	Van Zon Remeha BMW	BMW S 1000 RR	1'37.962	1'38.256	<b>1'37.962</b>	0.790	0.082	156,734	26
8	<b>2 L. CAMIER</b>	GBR	MV Agusta Reparto Corse	MV Agusta 1000 F4	1'38.165	1'38.771	<b>1'38.165</b>	0.993	0.203	156,410	39
9	<b>81 J. TORRES</b>	ESP	Althea BMW Racing Team	BMW S 1000 RR	1'38.462	1'38.812	<b>1'38.462</b>	1.290	0.297	155,938	30
10	<b>22 A. LOWES</b>	GBR	Pata Yamaha Official WorldSBK Team	Yamaha YZF R1	1'38.470	1'39.090	<b>1'38.470</b>	1.298	0.008	155,926	35
11	<b>60 M. VAN DER MARK</b>	NED	Pata Yamaha Official WorldSBK Team	Yamaha YZF R1	1'38.744	1'38.541	<b>1'38.541</b>	1.369	0.071	155,813	42
12	<b>6 S. BRADL</b>	GER	Red Bull Honda World Superbike Team	Honda CBR1000RR	1'38.794	1'39.884	<b>1'38.794</b>	1.622	0.253	155,414	32
13	<b>12 X. FORÉS</b>	ESP	BARNI Racing Team	Ducati Panigale R	1'38.917	1'39.263	<b>1'38.917</b>	1.745	0.123	155,221	33
14	<b>40 R. RAMOS</b>	ESP	Team Kawasaki Go Eleven	Kawasaki ZX-10RR	1'38.984	1'39.754	<b>1'38.984</b>	1.812	0.067	155,116	34
15	<b>35 R. DE ROSA</b>	ITA	Althea BMW Racing Team	BMW S 1000 RR	1'39.691	1'39.387	<b>1'39.387</b>	2.215	0.403	154,487	33
16	<b>88 R. KRUMMENACHER</b>	SUI	Kawasaki Puccetti Racing	Kawasaki ZX-10RR	1'39.441	1'40.070	<b>1'39.441</b>	2.269	0.054	154,403	35
17	<b>36 L. MERCADO</b>	ARG	IODARacing	Aprilia RSV4 RF	1'39.514	1'39.691	<b>1'39.514</b>	2.342	0.073	154,290	44
18	<b>34 D. GIUGLIANO</b>	ITA	Red Bull Honda World Superbike Team	Honda CBR1000RR	1'39.658	1'40.211	<b>1'39.658</b>	2.486	0.144	154,067	25
19	<b>86 A. BADOVINI</b>	ITA	Grillini Racing Team	Kawasaki ZX-10RR	1'40.116	1'40.147	<b>1'40.116</b>	2.944	0.458	153,362	27
20	<b>37 O. JEZEK</b>	CZE	Grillini Racing Team	Kawasaki ZX-10RR	1'40.588	1'40.650	<b>1'40.588</b>	3.416	0.472	152,642	31
21	<b>84 R. RUSSO</b>	ITA	Pedercini Racing SC-Project	Kawasaki ZX-10RR	1'40.732	1'41.619	<b>1'40.732</b>	3.560	0.144	152,424	25
22	<b>55 M. ROCCOLI</b>	ITA	Guandalini Racing	Yamaha YZF R1	1'40.775	1'42.914	<b>1'40.775</b>	3.603	0.043	152,359	28
23	<b>19 P. SZKOPEK</b>	POL	Pazera Racing	Yamaha YZF R1	1'40.870	1'41.190	<b>1'40.870</b>	3.698	0.095	152,216	36

18/08/2017

These data/results cannot be reproduced, stored and/or transmitted in whole or in part by any manner of electronic, mechanical, photocopying, recording, broadcasting or otherwise now known or herein after developed without the previous express consent by the copyright owner, except for reproduction in daily press and regular printed publications on sale to the public within 60 days of the event related to those data/results and always provided that copyright symbol appears together as follows below.

© DORNA WSBK ORGANIZATION Srl 2017

FICR PERUGIA TIMING



Official Tyre Supplier



Official Timekeeper



## German Round, 18-19-20 August 2017 World Superbike - Results Free Practice 2nd Session

Lausitzring 4.265 m

1 / 2

No.	Rider	Nat	Team	Bike	Time	Gap	Rel.	Laps	Speed	
									Avg	Max
1	66 T. SYKES	GBR	Kawasaki Racing Team	Kawasaki ZX-10RR	<b>1'37.172</b>			11	158,008	<b>282,8</b>
2	1 J. REA	GBR	Kawasaki Racing Team	Kawasaki ZX-10RR	<b>1'37.506</b>	0.334	0.334	9	157,467	<b>282,8</b>
3	33 M. MELANDRI	ITA	Aruba.it Racing - Ducati	Ducati Panigale R	<b>1'37.858</b>	0.686	0.352	17	156,901	<b>285,0</b>
4	7 C. DAVIES	GBR	Aruba.it Racing - Ducati	Ducati Panigale R	<b>1'38.046</b>	0.874	0.188	11	156,600	<b>281,3</b>
5	50 E. LAVERTY	IRL	Milwaukee Aprilia	Aprilia RSV4 RF	<b>1'38.052</b>	0.880	0.006	15	156,590	<b>285,8</b>
6	21 M. REITERBERGER	GER	Van Zon Remeha BMW	BMW S 1000 RR	<b>1'38.256</b>	1.084	0.204	7	156,265	<b>280,6</b>
7	60 M. VAN DER MARK	NED	Pata Yamaha Official WorldSBK Team	Yamaha YZF R1	<b>1'38.541</b>	1.369	0.285	21	155,813	<b>281,3</b>
8	2 L. CAMIER	GBR	MV Agusta Reparto Corse	MV Agusta 1000 F4	<b>1'38.771</b>	1.599	0.230	21	155,450	<b>277,0</b>
9	81 J. TORRES	ESP	Althea BMW Racing Team	BMW S 1000 RR	<b>1'38.812</b>	1.640	0.041	9	155,386	<b>282,0</b>
10	32 L. SAVADORI	ITA	Milwaukee Aprilia	Aprilia RSV4 RF	<b>1'39.035</b>	1.863	0.223	17	155,036	<b>277,0</b>
11	22 A. LOWES	GBR	Pata Yamaha Official WorldSBK Team	Yamaha YZF R1	<b>1'39.090</b>	1.918	0.055	15	154,950	<b>279,1</b>
12	12 X. FORÉS	ESP	BARNI Racing Team	Ducati Panigale R	<b>1'39.263</b>	2.091	0.173	14	154,680	<b>281,3</b>
13	35 R. DE ROSA	ITA	Althea BMW Racing Team	BMW S 1000 RR	<b>1'39.387</b>	2.215	0.124	12	154,487	<b>286,6</b>
14	36 L. MERCADO	ARG	IODARacing	Aprilia RSV4 RF	<b>1'39.691</b>	2.519	0.304	20	154,016	<b>281,3</b>
15	40 R. RAMOS	ESP	Team Kawasaki Go Eleven	Kawasaki ZX-10RR	<b>1'39.754</b>	2.582	0.063	12	153,919	<b>278,4</b>
16	6 S. BRADL	GER	Red Bull Honda World Superbike Team	Honda CBR1000RR	<b>1'39.884</b>	2.712	0.130	10	153,718	<b>280,6</b>
17	88 R. KRUMMENACHER	SUI	Kawasaki Puccetti Racing	Kawasaki ZX-10RR	<b>1'40.070</b>	2.898	0.186	13	153,433	<b>274,1</b>
18	86 A. BADOVINI	ITA	Grillini Racing Team	Kawasaki ZX-10RR	<b>1'40.147</b>	2.975	0.077	7	153,315	<b>274,8</b>
19	34 D. GIUGLIANO	ITA	Red Bull Honda World Superbike Team	Honda CBR1000RR	<b>1'40.211</b>	3.039	0.064	6	153,217	<b>277,7</b>
20	37 O. JEZEK	CZE	Grillini Racing Team	Kawasaki ZX-10RR	<b>1'40.650</b>	3.478	0.439	10	152,548	<b>273,4</b>
21	19 P. SZKOPEK	POL	Pazera Racing	Yamaha YZF R1	<b>1'41.190</b>	4.018	0.540	17	151,734	<b>273,4</b>
22	84 R. RUSSO	ITA	Pedercini Racing SC-Project	Kawasaki ZX-10RR	<b>1'41.619</b>	4.447	0.429	7	151,094	<b>276,2</b>
23	55 M. ROCCOLI	ITA	Guandalini Racing	Yamaha YZF R1	<b>1'42.914</b>	5.742	1.295	11	149,193	<b>271,4</b>

Qualifying Lap Time (107% of 1'37.172): 1'43.975

AIR	Humidity:	77%	Temp:	24°C
TRACK	Condition:	Wet	Temp:	33°C

Records	Pole (SP2)	2016 C.Davies	1'37.883	156,860	Km/h
	Race (RC1)	2016 C.Davies	1'37.357	157,710	Km/h
	Circuit (FP1)	2017 T.Sykes	1'37.337	157,740	Km/h

18/08/2017 Start 14:30 End 17:03 The results are provisional until the end of the time limit for protests and appeals and the completion of the technical checks.

These data/results cannot be reproduced, stored and/or transmitted in whole or in part by any manner of electronic, mechanical, photocopying, recording, broadcasting or otherwise now known or herein after developed without the previous express consent by the copyright owner, except for reproduction in daily press and regular printed publications on sale to the public within 60 days of the event related to those data/results and always provided that copyright symbol appears together as follows below.

© DORNA WSBK ORGANIZATION Srl 2017



## German Round, 18-19-20 August 2017 World Superbike - Results Free Practice 2nd Session

### Session Highlights

Local Time	No. Rider	Description
14.30.00		Start
14.34.25	12 X. FORÉS	Lap Cancelled - Exceeded Track Limits - Turn 1
14.35.38	32 L. SAVADORI	Lap Cancelled - Exceeded Track Limits - Turn 1
14.38.50	36 L. MERCADO	Lap Cancelled - Exceeded Track Limits - Turn 1
14.39.11	35 R. DE ROSA	Crashed - Turn 5
14.39.39	35 R. DE ROSA	Re-joined
14.40.37	34 D. GIUGLIANO	Lap Cancelled - Exceeded Track Limits - Turn 1
14.42.28		WorldSBK Pit Intervention Time: 1 Min 01 Sec
14.43.48	19 P. SZKOPEK	On the Gravel - Re-Joined - Turn 14
14.51.28	66 T. SYKES	Crashed - Turn 4
14.51.56	33 M. MELANDRI	Lap Cancelled - Exceeded Track Limits - Turn 1
14.54.38	22 A. LOWES	Technical Problem - Turn 13
14.54.49		RED FLAG
14.55.06	6 S. BRADL	Crashed - Turn 14
15.20.11		START DELAYED DUE TO WEATHER CONDITIONS
16.00.00		START DELAYED DUE TO TRACK CONDITIONS
16.26.00		Session Restart
16.58.04		WorldSSP FP2 Pit Lane Will Open at 17:10
17.03.11		End Of Session

### Fastest Laps Sequence

No. Rider	Nat	Team	Bike	Local Time	Time	Gap	Avg
1 J. REA	GBR	Kawasaki Racing Team	Kawasaki ZX-10RR	14:33'19.685	<b>1'38.221</b>		156,321
66 T. SYKES	GBR	Kawasaki Racing Team	Kawasaki ZX-10RR	14:34'29.075	<b>1'37.901</b>	-0.320	156,832
66 T. SYKES	GBR	Kawasaki Racing Team	Kawasaki ZX-10RR	14:36'06.247	<b>1'37.172</b>	-0.729	158,008

18/08/2017      Start      End      The results are provisional until the end of the time limit for protests and appeals  
14.30      17:03      and the completion of the technical checks.

These data/results cannot be reproduced, stored and/or transmitted in whole or in part by any manner of electronic, mechanical, photocopying, recording, broadcasting or otherwise now known or herein after developed without the previous express consent by the copyright owner, except for reproduction in daily press and regular printed publications on sale to the public within 60 days of the event related to those data/results and always provided that copyright symbol appears together as follows below.

© DORNA WSBK ORGANIZATION Srl 2017

## German Round, 18-19-20 August 2017

### World Superbike - Best Sector & Speed Free Practice 2nd Session

Lautsitzing 4.265 m

BEST LAP			
1	66 T. SYKES	Kawasaki ZX-10RR	1'37.172
2	1 J. REA	Kawasaki ZX-10RR	1'37.506
3	33 M. MELANDRI	Ducati Panigale R	1'37.858
4	7 C. DAVIES	Ducati Panigale R	1'38.046
5	50 E. LAVERTY	Aprilia RSV4 RF	1'38.052
6	21 M. REITERBERGER	BMW S 1000 RR	1'38.256
7	60 M. VAN DER MARK	Yamaha YZF R1	1'38.541
8	2 L. CAMIER	MV Aqusta 1000 F4	1'38.771
9	81 J. TORRES	BMW S 1000 RR	1'38.812
10	32 L. SAVADORI	Aprilia RSV4 RF	1'39.035
11	22 A. LOWES	Yamaha YZF R1	1'39.090
12	12 X. FORÉS	Ducati Panigale R	1'39.263
13	35 R. DE ROSA	BMW S 1000 RR	1'39.387
14	36 L. MERCADO	Aprilia RSV4 RF	1'39.691
15	40 R. RAMOS	Kawasaki ZX-10RR	1'39.754
16	6 S. BRADL	Honda CBR1000RR	1'39.884
17	88 R. KRUMMENACHER	Kawasaki ZX-10RR	1'40.070
18	86 A. BADOVINI	Kawasaki ZX-10RR	1'40.147
19	34 D. GIUGLIANO	Honda CBR1000RR	1'40.211
20	37 O. JEZEK	Kawasaki ZX-10RR	1'40.650
21	19 P. SZKOPEK	Yamaha YZF R1	1'41.190
22	84 R. RUSSO	Kawasaki ZX-10RR	1'41.619
23	55 M. ROCCOLI	Yamaha YZF R1	1'42.914

SPEED			
1	35 R. DE ROSA	BMW S 1000 RR	286.6
2	50 E. LAVERTY	Aprilia RSV4 RF	285.8
3	33 M. MELANDRI	Ducati Panigale R	285.0
4	1 J. REA	Kawasaki ZX-10RR	282.8
5	66 T. SYKES	Kawasaki ZX-10RR	282.8
6	81 J. TORRES	BMW S 1000 RR	282.0
7	60 M. VAN DER MARK	Yamaha YZF R1	281.3
8	12 X. FORÉS	Ducati Panigale R	281.3
9	7 C. DAVIES	Ducati Panigale R	281.3
10	36 L. MERCADO	Aprilia RSV4 RF	281.3
11	6 S. BRADL	Honda CBR1000RR	280.6
12	21 M. REITERBERGER	BMW S 1000 RR	280.6
13	22 A. LOWES	Yamaha YZF R1	279.1
14	40 R. RAMOS	Kawasaki ZX-10RR	278.4
15	34 D. GIUGLIANO	Honda CBR1000RR	277.7
16	32 L. SAVADORI	Aprilia RSV4 RF	277.0
17	2 L. CAMIER	MV Aqusta 1000 F4	277.0
18	84 R. RUSSO	Kawasaki ZX-10RR	276.2
19	86 A. BADOVINI	Kawasaki ZX-10RR	274.8
20	88 R. KRUMMENACHER	Kawasaki ZX-10RR	274.1
21	19 P. SZKOPEK	Yamaha YZF R1	273.4
22	37 O. JEZEK	Kawasaki ZX-10RR	273.4
23	55 M. ROCCOLI	Yamaha YZF R1	271.4

SEG. 1		SEG. 2		SEG. 3		SEG. 4		
1	66 T. SYKES	25.988	1	33 M. MELANDRI	30.029	1	66 T. SYKES	18.860
2	33 M. MELANDRI	26.076	2	66 T. SYKES	30.109	2	1 J. REA	18.924
3	7 C. DAVIES	26.121	3	1 J. REA	30.186	3	21 M. REITERBERGER	19.031
4	1 J. REA	26.129	4	7 C. DAVIES	30.238	4	2 L. CAMIER	19.085
5	50 E. LAVERTY	26.243	5	50 E. LAVERTY	30.241	5	60 M. VAN DER MARK	19.099
6	2 L. CAMIER	26.244	6	81 J. TORRES	30.406	6	50 E. LAVERTY	19.189
7	21 M. REITERBERGER	26.306	7	21 M. REITERBERGER	30.432	7	22 A. LOWES	19.195
8	22 A. LOWES	26.326	8	2 L. CAMIER	30.468	8	7 C. DAVIES	19.197
9	32 L. SAVADORI	26.426	9	60 M. VAN DER MARK	30.509	9	33 M. MELANDRI	19.280
10	60 M. VAN DER MARK	26.426	10	32 L. SAVADORI	30.573	10	12 X. FORÉS	19.281
11	81 J. TORRES	26.476	11	22 A. LOWES	30.646	11	32 L. SAVADORI	19.299
12	35 R. DE ROSA	26.538	12	12 X. FORÉS	30.646	12	12 X. FORÉS	19.325
13	36 L. MERCADO	26.572	13	6 S. BRADL	30.675	13	22 A. LOWES	19.354
14	86 A. BADOVINI	26.586	14	35 R. DE ROSA	30.676	14	36 L. MERCADO	19.364
15	40 R. RAMOS	26.604	15	36 L. MERCADO	30.838	15	86 A. BADOVINI	19.388
16	12 X. FORÉS	26.637	16	40 R. RAMOS	30.839	16	34 D. GIUGLIANO	19.424
17	6 S. BRADL	26.666	17	88 R. KRUMMENACH	30.885	17	40 R. RAMOS	19.433
18	88 R. KRUMMENACH	26.713	18	37 O. JEZEK	30.896	18	6 S. BRADL	19.435
19	34 D. GIUGLIANO	26.766	19	86 A. BADOVINI	31.067	19	88 R. KRUMMENACH	19.483
20	37 O. JEZEK	26.805	20	34 D. GIUGLIANO	31.179	20	84 R. RUSSO	19.614
21	84 R. RUSSO	26.859	21	19 P. SZKOPEK	31.291	21	19 P. SZKOPEK	19.615
22	19 P. SZKOPEK	27.175	22	84 R. RUSSO	31.478	22	55 M. ROCCOLI	19.672
23	55 M. ROCCOLI	27.332	23	55 M. ROCCOLI	31.892	23	37 O. JEZEK	19.679

18/08/2017

These data/results cannot be reproduced, stored and/or transmitted in whole or in part by any manner of electronic, mechanical, photocopying, recording, broadcasting or otherwise now known or herein after developed without the previous express consent by the copyright owner, except for reproduction in daily press and regular printed publications on sale to the public within 60 days of the event related to those data/results and always provided that copyright symbol appears together as follows below.

© DORNA WSBK ORGANIZATION Srl 2017

FICR PERUGIA TIMING



Official Tyre Supplier



Official Timekeeper



Lausitzring 4.265 m

## German Round, 18-19-20 August 2017

### World Superbike - Ideal Times Free Practice 2nd Session

Rider No.	Nat	Bike	Seg. 1 Diff. 1	Seg. 2 Diff. 2	Seg. 3 Diff. 3	Seg. 4 Diff. 4	Ideal Time			
							Best Lap	Pos.	Diff.	
1	<b>66 T. SYKES</b>	GBR	Kawasaki ZX-10RR	<b>25.988</b>	30.109 0.071	<b>22.144</b>	<b>18.860</b>	<b>1'37.101</b>	1	0.071
2	<b>1 J. REA</b>	GBR	Kawasaki ZX-10RR	26.129	30.186	22.224	18.924 0.043	<b>1'37.463</b>	2	0.043
3	<b>33 M. MELANDRI</b>	ITA	Ducati Panigale R	26.076 0.075	<b>30.029</b> 0.108	22.485 0.016	19.031 0.038	<b>1'37.621</b>	3	0.237
4	<b>7 C. DAVIES</b>	GBR	Ducati Panigale R	26.121	30.238	22.393 0.195	19.099	<b>1'37.851</b>	4	0.195
5	<b>50 E. LAVERTY</b>	IRL	Aprilia RSV4 RF	26.243 0.179	30.241	22.304	19.085	<b>1'37.873</b>	5	0.179
6	<b>2 L. CAMIER</b>	GBR	MV Agusta 1000 F4	26.244 0.067	30.468 0.081	22.279 0.340	19.189 0.103	<b>1'38.180</b>	8	0.591
7	<b>21 M. REITERBERGER</b>	GER	BMW S 1000 RR	26.306 0.049	30.432	22.274	19.195	<b>1'38.207</b>	6	0.049
8	<b>60 M. VAN DER MARK</b>	NED	Yamaha YZF R1	26.426	30.509 0.026	22.300	19.280	<b>1'38.515</b>	7	0.026
9	<b>22 A. LOWES</b>	GBR	Yamaha YZF R1	26.326 0.165	30.646 0.144	22.319 0.136	19.354	<b>1'38.645</b>	11	0.445
10	<b>81 J. TORRES</b>	ESP	BMW S 1000 RR	26.476 0.034	30.406 0.065	22.609 0.025	19.197	<b>1'38.688</b>	9	0.124
11	<b>32 L. SAVADORI</b>	ITA	Aprilia RSV4 RF	26.426 0.066	30.573 0.066	22.570 0.035	19.299	<b>1'38.868</b>	10	0.167
12	<b>35 R. DE ROSA</b>	ITA	BMW S 1000 RR	26.538 0.293	30.676 0.001	22.598	19.281	<b>1'39.093</b>	13	0.294
13	<b>12 X. FORÉS</b>	ESP	Ducati Panigale R	26.637 0.023	30.646 0.131	22.501	19.325	<b>1'39.109</b>	12	0.154
14	<b>36 L. MERCADO</b>	ARG	Aprilia RSV4 RF	26.572 0.210	30.838	22.707	19.364	<b>1'39.481</b>	14	0.210
15	<b>6 S. BRADL</b>	GER	Honda CBR1000RR	26.666 0.135	30.675 0.149	22.751 0.073	19.435	<b>1'39.527</b>	16	0.357
16	<b>40 R. RAMOS</b>	ESP	Kawasaki ZX-10RR	26.604 0.059	30.839 0.008	22.711 0.024	19.433 0.076	<b>1'39.587</b>	15	0.167
17	<b>86 A. BADOVINI</b>	ITA	Kawasaki ZX-10RR	26.586 0.371	31.067 0.046	22.689	19.388	<b>1'39.730</b>	18	0.417
18	<b>88 R. KRUMMENACHER</b>	SUI	Kawasaki ZX-10RR	26.713 0.043	30.885 0.147	22.653	19.483 0.146	<b>1'39.734</b>	17	0.336
19	<b>34 D. GIUGLIANO</b>	ITA	Honda CBR1000RR	26.766	31.179	22.701 0.118	19.424 0.023	<b>1'40.070</b>	19	0.141
20	<b>37 O. JEZEK</b>	CZE	Kawasaki ZX-10RR	26.805 0.176	30.896 0.280	22.726	19.679 0.088	<b>1'40.106</b>	20	0.544
21	<b>19 P. SZKOPEK</b>	POL	Yamaha YZF R1	27.175	31.291 0.234	22.733	19.615 0.142	<b>1'40.814</b>	21	0.376
22	<b>84 R. RUSSO</b>	ITA	Kawasaki ZX-10RR	26.859 0.351	31.478 0.240	23.044 0.033	19.614	<b>1'40.995</b>	22	0.624
23	<b>55 M. ROCCOLI</b>	ITA	Yamaha YZF R1	27.332	31.892	23.495 0.222	19.672 0.301	<b>1'42.391</b>	23	0.523
<b>Overall Ideal Time</b>				25.988	30.029	22.144	18.860	<b>1'37.021</b>		

18/08/2017

These data/results cannot be reproduced, stored and/or transmitted in whole or in part by any manner of electronic, mechanical, photocopying, recording, broadcasting or otherwise now known or herein after developed without the previous express consent by the copyright owner, except for reproduction in daily press and regular printed publications on sale to the public within 60 days of the event related to those data/results and always provided that copyright symbol appears together as follows below.

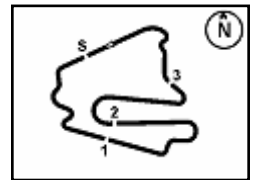
© DORNA WSBK ORGANIZATION Srl 2017

**PIRELLI PERUGIA TIMING**


Official Tyre Supplier



Official Timekeeper



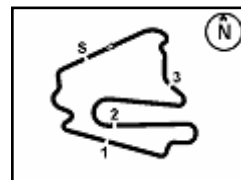
## German Round, 18-19-20 August 2017 World Superbike - Chronological Analysis Free Practice 2nd Session

1° 66 T. SYKES (1'37.172)							6° 21 M. REITERBERGER (1'38.256)								
Lap	Seg.1	Seg.2	Seg.3	Seg.4	Lap Time	km/h	Local Time	Lap	Seg.1	Seg.2	Seg.3	Seg.4	Lap Time	km/h	Local Time
1	26.196	32.498	23.393	19.660	1'37.901	280,6	14:32'51.174	1	26.518	30.425	22.408	19.529	14:31'42.816		
2	<b>25.988</b>	30.180	<b>22.144</b>	<b>18.860</b>	<b>1'37.172</b>	280,6	14:36'06.247	2	26.398	30.401	22.333	19.121	14:33'21.310		
3	26.097	30.176	22.378	18.997	1'37.648	280,6	14:37'43.895	3	26.290	30.298	22.354	19.133	14:34'59.563		
4	26.095	30.145	22.173	18.974	1'37.387	279,8	14:39'21.282	4	26.422	<b>30.241</b>	<b>22.304</b>	<b>19.085</b>	14:36'37.638		
5	26.107	<b>30.109</b>	22.294	18.912	1'37.422	281,3	14:40'58.704	5	27.429	30.783	22.957	19.488	14:38'15.690		
6	26.091	30.194	22.312	19.007	1'37.604	282,0	14:42'36.308	6	12'37.531	31.761	23.345	19.515	14:40'06.347		
7	26.223	30.159	22.378	18.977	1'37.737	<b>282,8</b>	14:44'14.045	7	<b>26.243</b>	30.143	24.270	38.095	14:45'57.250		
8	26.049	30.409	22.313	19.080	1'37.851	<b>282,8</b>	14:45'51.896	8	1:36'59.533	38.571	29.518	24.196	14:53'58.499		
9	26.219	30.129	22.171	18.982	1'37.501	282,0	14:47'29.397	9	33.432	37.503	27.346	22.996	16:34'29.068		
10	29.843	31.340	23.971	19.814	1'44.968	282,0	14:49'14.365	10	32.455	36.463	26.781	22.551	16:36'30.345		
11	26.749	31.302	23.306	22.397	1'43.754	281,3	14:50'58.119	11	31.704	35.699	26.128	22.309	16:38'28.595		
2° 1 J. REA (1'37.506)							7° 60 M. VAN DER MARK (1'38.541)								
Lap	Seg.1	Seg.2	Seg.3	Seg.4	Lap Time	km/h	Local Time	Lap	Seg.1	Seg.2	Seg.3	Seg.4	Lap Time	km/h	Local Time
1	26.421	31.270	22.708	19.268	1'38.221	280,6	14:31'41.464	1	27.045	32.361	23.584	20.066	14:31'51.075		
2	26.253	30.380	22.418	<b>18.924</b>	1'38.101	282,0	14:33'19.685	2	27.134	30.947	23.063	19.674	14:33'31.804		
3	26.206	30.247	22.291	19.022	1'37.766	281,3	14:34'57.786	3	26.952	30.546	22.392	19.292	14:35'13.010		
4	26.156	30.258	22.247	18.953	1'37.614	279,8	14:36'35.552	4	26.834	30.944	22.705	19.387	14:36'52.998		
5	<b>26.129</b>	<b>30.186</b>	<b>22.224</b>	18.967	<b>1'37.506</b>	<b>282,8</b>	14:38'13.166	5	26.844	30.719	22.666	19.644	14:38'33.445		
6	33.320	31.164	24.196	29.321	1'58.001P	282,0	14:39'50.672	6	27.292	30.719	22.666	19.644	14:40'13.318		
7	8'54.429	31.563	23.752	19.360	10'09.104P		14:41'48.673	7	27.292	30.896	24.340	19.732	14:41'55.578		
8	28.546	30.940	23.013	19.290	1'41.789	282,0	14:51'57.777	8	26.650	30.548	22.796	19.337	14:43'34.909		
9	26.332	30.348	22.422	42.869	2'01.971CP	<b>282,8</b>	14:53'39.566	9	26.879	30.938	22.756	29.167	14:45'24.649		
3° 33 M. MELANDRI (1'37.858)							8° 2 L. CAMIER (1'38.771)								
Lap	Seg.1	Seg.2	Seg.3	Seg.4	Lap Time	km/h	Local Time	Lap	Seg.1	Seg.2	Seg.3	Seg.4	Lap Time	km/h	Local Time
1	28.708	31.078	22.761	19.279	1'41.826	<b>285,0</b>	14:31'45.164	1	27.073	32.951	23.601	20.014	14:31'49.361		
2	26.559	30.358	22.799	19.188	1'38.904	284,3	14:33'26.990	2	27.469	31.580	23.158	19.526	14:33'30.698		
3	26.304	30.225	<b>22.485</b>	<b>19.031</b>	1'38.045	279,8	14:35'05.894	3	26.994	31.070	22.831	19.505	14:35'11.573		
4	28.841	32.987	23.170	19.494	1'44.492	284,3	14:36'43.939	4	26.806	30.907	22.796	19.450	14:36'51.720		
5	26.145	30.216	22.511	19.102	1'37.974	284,3	14:38'28.431	5	5'27.135	31.711	23.405	29.146	14:38'47.509		
6	<b>26.076</b>	30.300	24.697	29.567	1'50.640P	283,5	14:40'06.405	6	26.311	30.549	22.619	19.455	14:45'28.963		
7	6'43.466	32.550	23.288	19.525	7'58.829P		14:41'57.045	7	27.275	31.310	22.807	27.518	14:47'07.734		
8	26.151	30.137	22.501	19.069	<b>1'37.858</b>	282,8	14:49'55.874	8	3'18.457	32.259	22.693	<b>19.189</b>	14:48'56.644		
9	1'00.474	32.426	23.169	19.560	2'15.629CP	282,8	14:51'33.732	9	<b>26.244</b>	<b>30.468</b>	<b>22.279</b>	35.556	14:52'29.242		
10	26.200	<b>30.029</b>	24.742	38.945	1'59.916CP	283,5	14:53'49.361	10	1:38'29.189	38.664	30.148	23.576	14:55'23.789		
11	1:41'51.519	38.061	29.314	24.105	1:43'22.999P		14:55'49.277	9° 50 E. LAVERTY (1'38.052)							
Lap	Seg.1	Seg.2	Seg.3	Seg.4	Lap Time	km/h	Local Time								
1	26.535	31.858	23.029	19.412			14:32'30.921								
2	26.302	30.440	22.626	19.322	1'38.923	279,8	14:34'09.844								
3	<b>26.121</b>	30.491	<b>22.393</b>	19.175	1'38.361	<b>281,3</b>	14:35'48.205								
4	26.306	30.931	22.803	28.241	1'48.281P	280,6	14:37'26.251								
5	5'56.640	31.120	23.132	19.900	7'10.792P		14:39'14.532								
6	26.755	30.397	22.608	27.929	1'47.689P	<b>281,3</b>	14:46'25.324								
7	1:50'50.094	37.820	27.668	22.741	1:52'18.323P		14:48'13.013								
8	32.212	35.162	25.902	22.172	1'55.448	237,7	16:40'31.336								
9	31.069	34.718	24.956	21.854	1'52.597	231,1	16:42'26.784								
10	35.199	39.281	27.457	32.559	2'14.496P	258,9	16:44'19.381								
11	15'00.653	34.589	25.138	21.111	16'21.491P		16:46'47.393								
4° 7 C. DAVIES (1'38.046)							10° 15'00.653								
Lap	Seg.1	Seg.2	Seg.3	Seg.4	Lap Time	km/h	Local Time								
1	26.535	31.858	23.029	19.412			14:32'30.921								
2	26.302	30.440	22.626	19.322	1'38.923	279,8	14:34'09.844								
3	<b>26.121</b>	30.491	<b>22.393</b>	19.175	1'38.361	<b>281,3</b>	14:35'48.205								
4	26.306	30.931	22.803	28.241	1'48.281P	280,6	14:37'26.251								
5	5'56.640	31.120	23.132	19.900	7'10.792P		14:39'14.532								
6	26.755	30.397	22.608	27.929	1'47.689P	<b>281,3</b>	14:46'25.324								
7	1:50'50.094	37.820	27.668	22.741	1:52'18.323P		14:48'13.013								
8	32.212	35.162	25.902	22.172	1'55.448	237,7	16:40'31.336								
9	31.069	34.718	24.956	21.854	1'52.597	231,1	16:42'26.784								
10	35.199	39.281	27.457	32.559	2'14.496P	258,9	16:44'19.381								
11	15'00.653	34.589	25.138	21.111	16'21.491P		16:46'47.393								
5° 50 E. LAVERTY (1'38.052)							11° 15'00.653								
Lap	Seg.1	Seg.2	Seg.3	Seg.4	Lap Time	km/h	Local Time								
1	26.535	31.858	23.029	19.412			14:32'30.921								
2	26.302	30.440	22.626	19.322	1'38.923	279,8	14:34'09.844								
3	<b>26.121</b>	30.491	<b>22.393</b>	19.175	1'38.361	<b>281,3</b>	14:35'48.205								
4	26.306	30.931	22.803	28.241	1'48.281P	280,6	14:37'26.251								
5	5'56.640	31.120	23.132	19.900	7'10.792P		14:39'14.532								
6	26.755	30.397	22.608	27.929	1'47.689P	<b>281,3</b>	14:46'25.324								
7	1:50'50.094	37.820	27.668	22.741	1:52'18.323P		14:48'13.013								
8	32.212	35.162	25.902	22.172	1'55.448	237,7	16:40'31.336								
9	31.069	34.718	24.956	21.854	1'52.597	231,1	16:42'26.784								
10	35.199	39.281	27.457	32.559	2'14.496P	258,9	16:44'19.381								
11	15'00.653	34.589	25.138	21.111	16'21.491P		16:46'47.393								

18/08/2017 P = Pits In/Out - C = Lap-Time Cancelled

These data/results cannot be reproduced, stored and/or transmitted in whole or in part by any manner of electronic, mechanical, photocopying, recording, broadcasting or otherwise now known or herein after developed without the previous express consent by the copyright owner, except for reproduction in daily press and regular printed publications on sale to the public within 60 days of the event related to those data/results and always provided that copyright symbol appears together as follows below.

© DORNA WSBK ORGANIZATION Srl 2017



## German Round, 18-19-20 August 2017

### World Superbike - Chronological Analysis Free Practice 2nd Session

Lap	Seg.1	Seg.2	Seg.3	Seg.4	Lap Time	km/h	Local Time
<b>9° 81 J. TORRES (1'38.812)</b>							
Lap	Seg.1	Seg.2	Seg.3	Seg.4	Lap Time	km/h	Local Time
1	27.083	31.012	22.951	19.507	1'40.553	280,6	14:33'27.705
2	26.748	30.654	22.899	19.332	1'39.633	<b>282,0</b>	14:35'07.338
3	26.558	30.658	22.742	19.304	1'39.262	281,3	14:36'46.600
4	27.130	30.679	23.399	19.301	1'40.509	281,3	14:38'27.109
5	26.585	31.349	22.732	19.296	1'39.962	279,1	14:40'07.071
6	26.510	30.471	22.634	<b>19.197</b>	<b>1'38.812</b>	281,3	14:41'45.883
7	26.478	30.594	23.287	28.457	1'48.816P	280,6	14:43'34.699
8	8'34.410	35.160	23.375	19.351	9'52.296P		14:53'26.995
9	<b>26.476</b>	<b>30.406</b>	<b>22.609</b>	40.715	2'00.206CP	280,6	14:55'27.201
<b>10° 32 L. SAVADORI (1'39.035)</b>							
Lap	Seg.1	Seg.2	Seg.3	Seg.4	Lap Time	km/h	Local Time
1	26.492	32.203	23.471	19.618			14:31'45.720
2	26.461	31.422	22.605	<b>19.299</b>	<b>1'39.035</b>	<b>277,0</b>	14:33'24.755
3	45.520	33.516	23.020	20.230	2'02.286C	274,1	14:37'12.738
4	26.548	<b>30.573</b>	22.622	<b>19.299</b>	1'39.042	275,5	14:38'51.780
5	<b>26.426</b>	30.835	<b>22.570</b>	19.306	1'39.137	275,5	14:40'30.917
6	28.578	32.139	23.602	28.903	1'53.222P	266,0	14:42'24.139
7	8'18.636	32.431	23.738	19.479	9'34.284P		14:51'58.423
8	29.010	31.252	23.928	19.681	1'43.871	275,5	14:53'42.294
9	26.441	30.718	24.010	40.139	2'01.308CP	276,2	14:55'43.602
10	1:42'07.219	46.790	28.693	23.481	1:43'46.183P		16:39'29.785
11	32.981	37.034	27.205	22.483	1'59.703	230,6	16:41'29.488
12	32.014	36.587	26.347	22.360	1'57.308	234,1	16:43'26.796
13	31.206	35.912	25.696	22.319	1'55.133	249,3	16:45'21.929
14	30.897	37.921	25.622	22.051	1'56.491	249,3	16:47'18.420
15	30.762	35.323	25.104	21.623	1'52.812	255,2	16:49'11.232
16	33.045	36.790	26.221	30.459	2'06.515P	247,6	16:51'17.747
17	9'08.981	35.999	26.304	22.134	10'33.418P		17:01'51.165
<b>11° 22 A. LOWES (1'39.090)</b>							
Lap	Seg.1	Seg.2	Seg.3	Seg.4	Lap Time	km/h	Local Time
1	26.744	30.947	22.772	19.434	1'39.897	275,5	14:33'50.612
2	26.491	30.790	22.455	<b>19.354</b>	<b>1'39.090</b>	278,4	14:35'29.702
3	26.427	32.224	23.371	28.713	1'50.735P	277,7	14:37'20.437
4	6'08.356	31.707	22.988	19.559	7'22.610P		14:44'43.047
5	26.732	<b>30.646</b>	22.770	19.455	1'39.603	278,4	14:46'22.650
6	26.445	34.461	22.845	28.379	1'52.130P	<b>279,1</b>	14:48'14.780
7	3'16.634	31.782	23.123	19.689	4'31.228P		14:52'46.008
8	<b>26.326</b>	39.737	28.275	24.200	1:47'24.421	278,4	16:40'10.429
9	35.090	37.739	26.766	23.035	2'02.630	198,6	16:42'13.059
10	32.967	37.018	25.639	22.126	1'57.750	214,9	16:44'10.809
11	32.628	36.012	25.111	22.067	1'55.818	230,1	16:46'06.627
12	31.162	35.647	25.144	21.951	1'53.904	232,6	16:48'00.531
13	34.688	38.520	25.769	32.140	2'11.117P	234,6	16:50'11.648
14	7'59.369	35.832	25.677	22.016	9'22.894P		16:59'34.542
15	30.967	34.774	24.587	21.371	1'51.699	247,6	17:01'26.241
<b>12° 12 X. FORÉS (1'39.263)</b>							
Lap	Seg.1	Seg.2	Seg.3	Seg.4	Lap Time	km/h	Local Time
1	27.210	32.603	25.556	20.152			14:31'52.064
2	27.094	31.424	22.802	19.638	1'40.569	277,0	14:33'32.633
3	26.812	30.898	22.717	19.570	1'39.997	277,0	14:35'13.529
4	26.762	31.150	22.834	19.441	1'40.187	<b>278,4</b>	14:38'33.713
5	26.745	30.958	22.777	19.439	1'39.919	276,2	14:40'13.632
6	26.631	31.076	<b>22.711</b>	19.549	1'39.967	277,7	14:41'53.599
<b>13° 35 R. DE ROSA (1'39.387)</b>							
Lap	Seg.1	Seg.2	Seg.3	Seg.4	Lap Time	km/h	Local Time
1	26.863	<b>30.676</b>	22.926	19.737	1'40.202	279,8	14:33'32.057
2	27.053	31.617	22.949	19.580	1'41.199	284,3	14:35'13.256
3	27.162	31.165	22.889	19.777	1'40.993	277,0	14:36'54.249
4	<b>26.538</b>	30.820	23.045	19.580	1'39.983	282,0	14:38'34.232
5	1'07.153	42.245	26.385	34.801	2'50.584P	<b>286,6</b>	14:41'24.816
6	9'44.651	44.761	23.454	20.092	11'12.958P		14:52'37.774
7	26.831	30.677	<b>22.568</b>	<b>19.281</b>	<b>1'39.387</b>	280,6	14:54'17.161
8	27.555	32.659	28.119	41.647	2'09.980CP	281,3	14:56'27.141
9	1:46'12.410	39.669	27.631	23.846	1:47'43.556P		16:44'10.697
10	33.717	36.532	26.151	22.628	1'59.028	242,6	16:46'09.725
11	32.299	35.507	25.522	22.337	1'55.665	250,5	16:48'05.390
12	32.810	37.707	27.196	36.006	2'13.719P	255,9	16:50'19.109
<b>14° 36 L. MERCADO (1'39.691)</b>							
Lap	Seg.1	Seg.2	Seg.3	Seg.4	Lap Time	km/h	Local Time
1	27.095	32.709	23.690	19.660			14:31'47.756
2	27.284	31.057	22.979	19.387	1'40.707	268,0	14:35'09.152
3	26.684	31.404	22.778	19.469	1'40.335	277,7	14:36'49.487
4	26.732	31.143	22.788	19.470	1'40.133	279,1	14:38'29.620
5	51.778	34.494	25.584	20.018	2'11.874C	<b>281,3</b>	14:40'41.494
6	26.706	31.065	22.915	19.470	1'40.156	279,1	14:42'21.650
7	26.782	<b>30.838</b>	<b>22.707</b>	<b>19.364</b>	<b>1'39.691</b>	279,8	14:44'01.341
8	28.974	32.313	23.583	28.573	1'53.443P	280,6	14:45'54.784
9	5'13.925	46.186	24.725	19.909	6'44.745P		14:52'39.529
10	26.785	30.955	22.717	19.411	1'39.868	277,0	14:54'19.397
11	<b>26.572</b>	<b>30.838</b>	29.883	36.911	2'04.204CP	279,8	14:56'23.601
12	1:38'59.091	40.140	30.012	24.289	1:40'33.532P		16:36'57.133
13	33.340	38.321	27.120	22.527	2'01.308	235,7	16:38'58.441
14	32.180	36.191	26.315	22.141	1'56.827	247,6	16:40'55.268
15	31.556	36.057	28.089	33.112	2'08.814P	248,2	16:43'04.082
16	4'27.187	35.774	25.621	22.163	5'50.745P		16:48'54.827
17	30.641	35.120	25.477	21.834	1'53.072	259,6	16:50'47.899
18	31.122	36.210	25.732	33.437	2'06.501P	256,5	16:52'54.400
19	6'26.564	34.853	25.142	21.561	7'48.120P		17:00'42.520
20	30.291	34.285	25.205	21.295	1'51.076	259,6	17:02'33.596
<b>15° 40 R. RAMOS (1'39.754)</b>							
Lap	Seg.1	Seg.2	Seg.3	Seg.4	Lap Time	km/h	Local Time
1	27.210	32.603	25.556	20.152			14:31'52.064
2	27.094	31.424	22.802	19.638	1'40.569	277,0	14:33'32.633
3	26.812	30.898	22.717	19.570	1'39.997	277,0	14:35'13.529
4	26.762	31.150	22.834	19.441	1'40.187	<b>278,4</b>	14:38'33.713
5	26.745	30.958	22.777	19.439	1'39.919	276,2	14:40'13.632
6	26.631	31.076	<b>22.711</b>	19.549	1'39.967	277,7	14:41'53.599

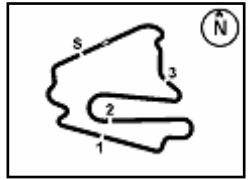
18/08/2017 P = Pits In/Out - C = Lap-Time Cancelled

These data/results cannot be reproduced, stored and/or transmitted in whole or in part by any manner of electronic, mechanical, photocopying, recording, broadcasting or otherwise now known or herein after developed without the previous express consent by the copyright owner, except for reproduction in daily press and regular printed publications on sale to the public within 60 days of the event related to those data/results and always provided that copyright symbol appears together as follows below.

© DORNA WSBK ORGANIZATION Srl 2017





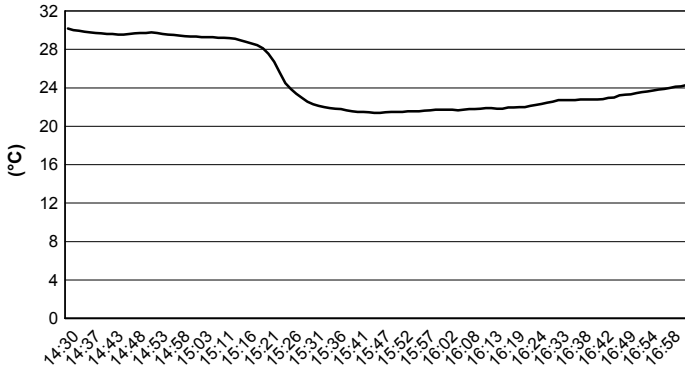


Lausitzring 4.265 m

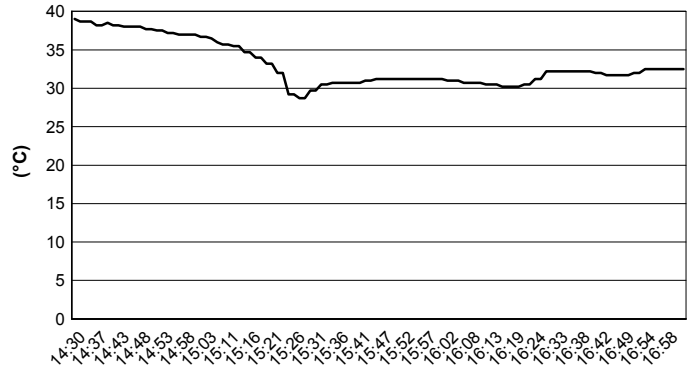
## German Round, 18-19-20 August 2017 World Superbike - Weather Report Free Practice 2nd Session

Session started 14.30 Session ended 17:03

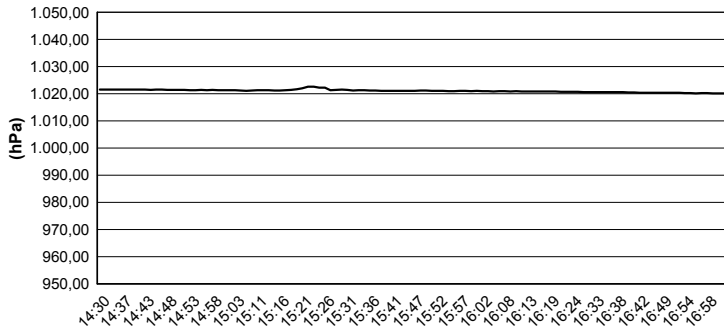
### Air Temperature



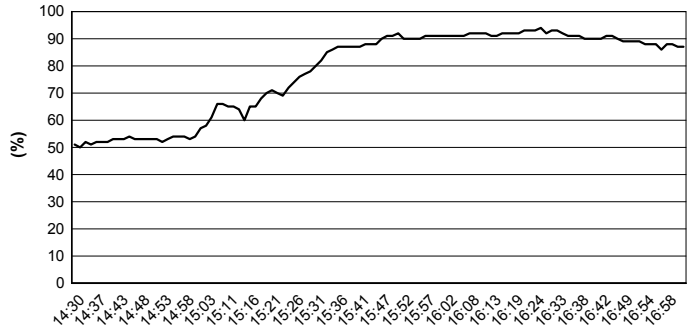
### Track Temperature



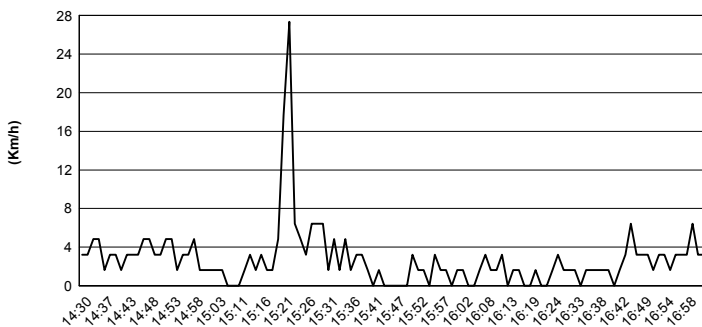
### Air Pressure



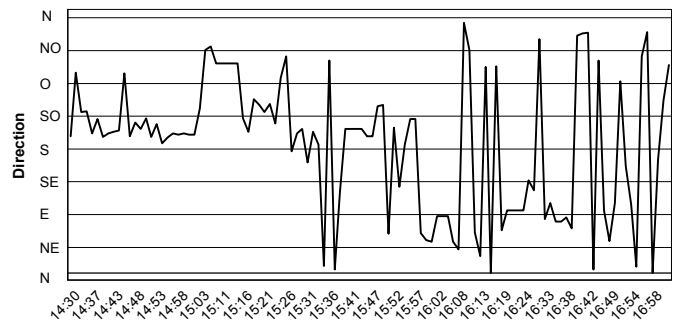
### Humidity



### Wind Speed



### Wind Direction



18/08/2017

These data/results cannot be reproduced, stored and/or transmitted in whole or in part by any manner of electronic, mechanical, photocopying, recording, broadcasting or otherwise now known or herein after developed without the previous express consent by the copyright owner, except for reproduction in daily press and regular printed publications on sale to the public within 60 days of the event related to those data/results and always provided that copyright symbol appears together as follows below.

© DORNA WSBK ORGANIZATION Srl 2017





Lausitzring 4.265 m

## German Round, 18-19-20 August 2017

### World Superbike - Superpoles Entry List

#### Superpole 1

FPs Pos	No.	Rider	Nat	Team	Bike	Time
11	60	M. VAN DER MARK	NED	Pata Yamaha Official WorldSBK Team	Yamaha YZF R1	1'38.541
12	6	S. BRADL	GER	Red Bull Honda World Superbike Team	Honda CBR1000RR	1'38.794
13	12	X. FORÉS	ESP	BARNI Racing Team	Ducati Panigale R	1'38.917
14	40	R. RAMOS	ESP	Team Kawasaki Go Eleven	Kawasaki ZX-10RR	1'38.984
15	35	R. DE ROSA	ITA	Althea BMW Racing Team	BMW S 1000 RR	1'39.387
16	88	R. KRUMMENACHER	SUI	Kawasaki Puccetti Racing	Kawasaki ZX-10RR	1'39.441
17	36	L. MERCADO	ARG	IODARacing	Aprilia RSV4 RF	1'39.514
18	34	D. GIUGLIANO	ITA	Red Bull Honda World Superbike Team	Honda CBR1000RR	1'39.658
19	86	A. BADOVINI	ITA	Grillini Racing Team	Kawasaki ZX-10RR	1'40.116
20	37	O. JEZEK	CZE	Grillini Racing Team	Kawasaki ZX-10RR	1'40.588
21	84	R. RUSSO	ITA	Pedercini Racing SC-Project	Kawasaki ZX-10RR	1'40.732
22	55	M. ROCCOLI	ITA	Guandalini Racing	Yamaha YZF R1	1'40.775
23	19	P. SZKOPEK	POL	Pazera Racing	Yamaha YZF R1	1'40.870

#### Superpole 2

FPs Pos	No.	Rider	Nat	Team	Bike	Time
1	66	T. SYKES	GBR	Kawasaki Racing Team	Kawasaki ZX-10RR	1'37.172
2	1	J. REA	GBR	Kawasaki Racing Team	Kawasaki ZX-10RR	1'37.504
3	7	C. DAVIES	GBR	Aruba.it Racing - Ducati	Ducati Panigale R	1'37.526
4	32	L. SAVADORI	ITA	Milwaukee Aprilia	Aprilia RSV4 RF	1'37.721
5	33	M. MELANDRI	ITA	Aruba.it Racing - Ducati	Ducati Panigale R	1'37.858
6	50	E. LAVERTY	IRL	Milwaukee Aprilia	Aprilia RSV4 RF	1'37.880
7	21	M. REITERBERGER	GER	Van Zon Remeha BMW	BMW S 1000 RR	1'37.962
8	2	L. CAMIER	GBR	MV Agusta Reparto Corse	MV Agusta 1000 F4	1'38.165
9	81	J. TORRES	ESP	Althea BMW Racing Team	BMW S 1000 RR	1'38.462
10	22	A. LOWES	GBR	Pata Yamaha Official WorldSBK Team	Yamaha YZF R1	1'38.470
*						
*						

\* These positions are assigned to the 1st and 2nd rider classified in Superpole 1

18/08/2017 14

These data/results cannot be reproduced, stored and/or transmitted in whole or in part by any manner of electronic, mechanical, photocopying, recording, broadcasting or otherwise now known or herein after developed without the previous express consent by the copyright owner, except for reproduction in daily press and regular printed publications on sale to the public within 60 days of the event related to those data/results and always provided that copyright symbol appears together as follows below.

© DORNA WSBK ORGANIZATION Srl 2017

FIKR PERUGIA TIMING



Official Tyre Supplier



Official Timekeeper



Lausitzring 4.265 m

## German Round, 18-19-20 August 2017

### World Superbike - Best Laps & Speeds

1 / 2

No.	Rider		Best Lap	FP1		FP2	
	Nat	Bike		laps	speed	laps	speed
1	66	T. SYKES	1'37.172	1'37.337	1'37.172		
	GBR	Kawasaki ZX-10RR	35 282,7	24 282,7	11 282,7		
2	1	J. REA	1'37.504	1'37.504	1'37.506		
	GBR	Kawasaki ZX-10RR	29 283,5	20 283,5	9 282,7		
3	7	C. DAVIES	1'37.526	1'37.526	1'38.046		
	GBR	Ducati Panigale R	30 281,3	19 280,5	11 281,3		
4	32	L. SAVADORI	1'37.721	1'37.721	1'39.035		
	ITA	Aprilia RSV4 RF	39 279,1	22 279,1	17 276,9		
5	33	M. MELANDRI	1'37.858	1'39.216	1'37.858		
	ITA	Ducati Panigale R	28 285,0	11 282,7	17 285,0		
6	50	E. LAVERTY	1'37.880	1'37.880	1'38.052		
	IRL	Aprilia RSV4 RF	37 285,8	22 282,7	15 285,8		
7	21	M. REITERBERGER	1'37.962	1'37.962	1'38.256		
	GER	BMW S 1000 RR	26 280,5	19 280,5	7 280,5		
8	2	L. CAMIER	1'38.165	1'38.165	1'38.771		
	GBR	MV Agusta 1000 F4	39 277,6	18 277,6	21 276,9		
9	81	J. TORRES	1'38.462	1'38.462	1'38.812		
	ESP	BMW S 1000 RR	30 282,0	21 280,5	9 282,0		
10	22	A. LOWES	1'38.470	1'38.470	1'39.090		
	GBR	Yamaha YZF R1	35 279,1	20 276,9	15 279,1		
11	60	M. VAN DER MARK	1'38.541	1'38.744	1'38.541		
	NED	Yamaha YZF R1	42 281,3	21 280,5	21 281,3		
12	6	S. BRADL	1'38.794	1'38.794	1'39.884		
	GER	Honda CBR1000RR	32 281,3	22 281,3	10 280,5		
13	12	X. FORÉS	1'38.917	1'38.917	1'39.263		
	ESP	Ducati Panigale R	33 281,3	19 279,8	14 281,3		
14	40	R. RAMOS	1'38.984	1'38.984	1'39.754		
	ESP	Kawasaki ZX-10RR	34 278,3	22 275,5	12 278,3		
15	35	R. DE ROSA	1'39.387	1'39.691	1'39.387		
	ITA	BMW S 1000 RR	33 286,5	21 281,3	12 286,5		
16	88	R. KRUMMENACHER	1'39.441	1'39.441	1'40.070		
	SUI	Kawasaki ZX-10RR	35 274,1	22 274,1	13 274,1		
17	36	L. MERCADO	1'39.514	1'39.514	1'39.691		
	ARG	Aprilia RSV4 RF	44 281,3	24 279,1	20 281,3		
18	34	D. GIUGLIANO	1'39.658	1'39.658	1'40.211		
	ITA	Honda CBR1000RR	25 277,6	19 276,2	6 277,6		
19	86	A. BADOVINI	1'40.116	1'40.116	1'40.147		
	ITA	Kawasaki ZX-10RR	27 274,8	20 273,4	7 274,8		
20	37	O. JEZEK	1'40.588	1'40.588	1'40.650		
	CZE	Kawasaki ZX-10RR	31 273,4	21 269,3	10 273,4		

18/08/2017

These data/results cannot be reproduced, stored and/or transmitted in whole or in part by any manner of electronic, mechanical, photocopying, recording, broadcasting or otherwise now known or herein after developed without the previous express consent by the copyright owner, except for reproduction in daily press and regular printed publications on sale to the public within 60 days of the event related to those data/results and always provided that copyright symbol appears together as follows below.

© DORNA WSBK ORGANIZATION Srl 2017

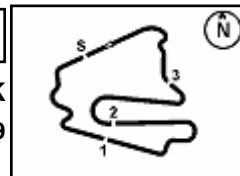
FICR PERUGIA TIMING



Official Tyre Supplier



Official Timekeeper



Lausitzring 4.265 m

## German Round, 18-19-20 August 2017 World Superbike - Best Laps & Speeds

2 / 2

No.	Rider		Best Lap	FP1		FP2	
	Nat	Bike		laps	speed	laps	speed
21	<b>84 R. RUSSO</b>		<b>1'40.732</b>	<b>1'40.732</b>			1'41.619
	ITA	Kawasaki ZX-10RR	25 276,2	18 274,1	7	<b>276,2</b>	
22	<b>55 M. ROCCOLI</b>		<b>1'40.775</b>	<b>1'40.775</b>			1'42.914
	ITA	Yamaha YZF R1	28 275,5	17 <b>275,5</b>	11	271,3	
23	<b>19 P. SZKOPEK</b>		<b>1'40.870</b>	<b>1'40.870</b>			1'41.190
	POL	Yamaha YZF R1	36 273,4	19 272,7	17	<b>273,4</b>	

18/08/2017

These data/results cannot be reproduced, stored and/or transmitted in whole or in part by any manner of electronic, mechanical, photocopying, recording, broadcasting or otherwise now known or herein after developed without the previous express consent by the copyright owner, except for reproduction in daily press and regular printed publications on sale to the public within 60 days of the event related to those data/results and always provided that copyright symbol appears together as follows below.

© DORNA WSBK ORGANIZATION Srl 2017

FICR PERUGIA TIMING



Official Tyre Supplier



Official Timekeeper