



## German Round, 18-19-20 August 2017 World Superbike - Results Free Practice 3rd Session

Lausitzring 4.265 m

1 / 2

No.	Rider	Nat	Team	Bike	Time	Gap	Rel.	Laps	Speed	
									Avg	Max
1	66 T. SYKES	GBR	Kawasaki Racing Team	Kawasaki ZX-10RR	<b>1'37.498</b>			9	157,480	<b>282,0</b>
2	7 C. DAVIES	GBR	Aruba.it Racing - Ducati	Ducati Panigale R	<b>1'37.584</b>	0.086	0.086	13	157,341	<b>283,5</b>
3	33 M. MELANDRI	ITA	Aruba.it Racing - Ducati	Ducati Panigale R	<b>1'37.783</b>	0.285	0.199	13	157,021	<b>285,8</b>
4	1 J. REA	GBR	Kawasaki Racing Team	Kawasaki ZX-10RR	<b>1'38.007</b>	0.509	0.224	14	156,662	<b>284,3</b>
5	22 A. LOWES	GBR	Pata Yamaha Official WorldSBK Team	Yamaha YZF R1	<b>1'38.309</b>	0.811	0.302	14	156,181	<b>279,8</b>
6	32 L. SAVADORI	ITA	Milwaukee Aprilia	Aprilia RSV4 RF	<b>1'38.332</b>	0.834	0.023	11	156,144	<b>275,5</b>
7	50 E. LAVERTY	IRL	Milwaukee Aprilia	Aprilia RSV4 RF	<b>1'38.339</b>	0.841	0.007	12	156,133	<b>282,8</b>
8	2 L. CAMIER	GBR	MV Agusta Reparto Corse	MV Agusta 1000 F4	<b>1'38.452</b>	0.954	0.113	14	155,954	<b>275,5</b>
9	12 X. FORÉS	ESP	BARNI Racing Team	Ducati Panigale R	<b>1'38.645</b>	1.147	0.193	12	155,649	<b>281,3</b>
10	21 M. REITERBERGER	GER	Van Zon Remeha BMW	BMW S 1000 RR	<b>1'38.775</b>	1.277	0.130	13	155,444	<b>280,6</b>
11	81 J. TORRES	ESP	Althea BMW Racing Team	BMW S 1000 RR	<b>1'38.873</b>	1.375	0.098	12	155,290	<b>278,4</b>
12	36 L. MERCADO	ARG	IODARacing	Aprilia RSV4 RF	<b>1'39.157</b>	1.659	0.284	12	154,845	<b>282,0</b>
13	60 M. VAN DER MARK	NED	Pata Yamaha Official WorldSBK Team	Yamaha YZF R1	<b>1'39.227</b>	1.729	0.070	12	154,736	<b>281,3</b>
14	35 R. DE ROSA	ITA	Althea BMW Racing Team	BMW S 1000 RR	<b>1'39.262</b>	1.764	0.035	13	154,682	<b>279,8</b>
15	40 R. RAMOS	ESP	Team Kawasaki Go Eleven	Kawasaki ZX-10RR	<b>1'39.752</b>	2.254	0.490	11	153,922	<b>277,0</b>
16	86 A. BADOVINI	ITA	Grillini Racing Team	Kawasaki ZX-10RR	<b>1'40.238</b>	2.740	0.486	9	153,175	<b>270,7</b>
17	6 S. BRADL	GER	Red Bull Honda World Superbike Team	Honda CBR1000RR	<b>1'40.253</b>	2.755	0.015	9	153,153	<b>277,0</b>
18	37 O. JEZEK	CZE	Grillini Racing Team	Kawasaki ZX-10RR	<b>1'40.312</b>	2.814	0.059	9	153,062	<b>268,0</b>
19	34 D. GIUGLIANO	ITA	Red Bull Honda World Superbike Team	Honda CBR1000RR	<b>1'40.443</b>	2.945	0.131	13	152,863	<b>277,0</b>
20	84 R. RUSSO	ITA	Pedercini Racing SC-Project	Kawasaki ZX-10RR	<b>1'41.243</b>	3.745	0.800	11	151,655	<b>275,5</b>
21	55 M. ROCCOLI	ITA	Guandalini Racing	Yamaha YZF R1	<b>1'42.322</b>	4.824	1.079	7	150,056	<b>268,0</b>
22	19 P. SZKOPEK	POL	Pazera Racing	Yamaha YZF R1	<b>1'42.904</b>	5.406	0.582	7	149,207	<b>270,7</b>
23	88 R. KRUMMENACHER	SUI	Kawasaki Puccetti Racing	Kawasaki ZX-10RR				0		

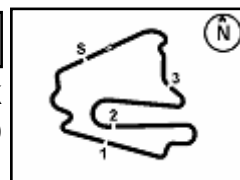
AIR	Humidity:	86%	Temp:	17°C
TRACK	Condition:	Dry	Temp:	22°C

Records	Pole (SP2)	2016 C.Davies	1'37.883	156,860	Km/h
	Race (RC1)	2016 C.Davies	1'37.357	157,710	Km/h
	Circuit (FP2)	2017 T.Sykes	1'37.172	158,010	Km/h

Start                      End                      The results are provisional until the end of the time limit for protests and appeals  
19/08/2017            08.45                      09:15                      and the completion of the technical checks.

These data/results cannot be reproduced, stored and/or transmitted in whole or in part by any manner of electronic, mechanical, photocopying, recording, broadcasting or otherwise now known or herein after developed without the previous express consent by the copyright owner, except for reproduction in daily press and regular printed publications on sale to the public within 60 days of the event related to those data/results and always provided that copyright symbol appears together as follows below.

© DORNA WSBK ORGANIZATION Srl 2017



## German Round, 18-19-20 August 2017 World Superbike - Results Free Practice 3rd Session

### Session Highlights

Local Time	No. Rider	Description
08.45.00		Start
08.45.34		WorldSBK Pit Intervention Time: 1 Min 01 Sec
08.46.04	<b>88 R. KRUMMENACHER</b>	Crashed - Turn 7
08.47.48	<b>88 R. KRUMMENACHER</b>	Medical Centre
08.58.34		RED FLAG
09.02.00		Session Restart
09.05.03	<b>55 M. ROCCOLI</b>	Crashed - Turn 7
09.08.45	<b>34 D. GIUGLIANO</b>	Lap Cancelled - Exceeded Track Limits - Turn 1
09.10.18	<b>32 L. SAVADORI</b>	Lap Cancelled - Exceeded Track Limits - Turn 1
09.11.07	<b>34 D. GIUGLIANO</b>	On the Gravel - Turn 6
09.11.38		WorldSSP FP3 Pit Lane Will Open at 9:25
09.11.59	<b>34 D. GIUGLIANO</b>	Re-joined
09.13.09	<b>86 A. BADOVINI</b>	Lap Cancelled - Exceeded Track Limits - Turn 1
09.15.39	<b>60 M. VAN DER MARK</b>	Technical Problem - Turn 11
09.15.58		End Of Session

### Fastest Laps Sequence

No.	Rider	Nat	Team	Bike	Local Time	Time	Gap	Avg
<b>50</b>	<b>E. LAVERTY</b>	IRL	Milwaukee Aprilia	Aprilia RSV4 RF	08:48'31.980	<b>1'43.315</b>		148,613
<b>32</b>	<b>L. SAVADORI</b>	ITA	Milwaukee Aprilia	Aprilia RSV4 RF	08:48'32.244	<b>1'43.277</b>	-0.038	148,668
<b>1</b>	<b>J. REA</b>	GBR	Kawasaki Racing Team	Kawasaki ZX-10RR	08:48'32.316	<b>1'41.859</b>	-1.418	150,738
<b>1</b>	<b>J. REA</b>	GBR	Kawasaki Racing Team	Kawasaki ZX-10RR	08:50'13.280	<b>1'40.964</b>	-0.895	152,074
<b>1</b>	<b>J. REA</b>	GBR	Kawasaki Racing Team	Kawasaki ZX-10RR	08:51'52.774	<b>1'39.494</b>	-1.470	154,321
<b>32</b>	<b>L. SAVADORI</b>	ITA	Milwaukee Aprilia	Aprilia RSV4 RF	08:51'53.741	<b>1'39.281</b>	-0.213	154,652
<b>7</b>	<b>C. DAVIES</b>	GBR	Aruba.it Racing - Ducati	Ducati Panigale R	08:54'31.731	<b>1'38.727</b>	-0.554	155,520
<b>1</b>	<b>J. REA</b>	GBR	Kawasaki Racing Team	Kawasaki ZX-10RR	08:56'54.135	<b>1'38.566</b>	-0.161	155,774
<b>1</b>	<b>J. REA</b>	GBR	Kawasaki Racing Team	Kawasaki ZX-10RR	08:58'32.531	<b>1'38.396</b>	-0.170	156,043
<b>7</b>	<b>C. DAVIES</b>	GBR	Aruba.it Racing - Ducati	Ducati Panigale R	09:05'33.874	<b>1'38.271</b>	-0.125	156,241
<b>66</b>	<b>T. SYKES</b>	GBR	Kawasaki Racing Team	Kawasaki ZX-10RR	09:05'51.438	<b>1'37.994</b>	-0.277	156,683
<b>7</b>	<b>C. DAVIES</b>	GBR	Aruba.it Racing - Ducati	Ducati Panigale R	09:07'11.549	<b>1'37.675</b>	-0.319	157,195
<b>7</b>	<b>C. DAVIES</b>	GBR	Aruba.it Racing - Ducati	Ducati Panigale R	09:08'49.133	<b>1'37.584</b>	-0.091	157,341
<b>66</b>	<b>T. SYKES</b>	GBR	Kawasaki Racing Team	Kawasaki ZX-10RR	09:09'13.782	<b>1'37.498</b>	-0.086	157,480

Start 19/08/2017 08:45 End 09:15 The results are provisional until the end of the time limit for protests and appeals and the completion of the technical checks.

These data/results cannot be reproduced, stored and/or transmitted in whole or in part by any manner of electronic, mechanical, photocopying, recording, broadcasting or otherwise now known or herein after developed without the previous express consent by the copyright owner, except for reproduction in daily press and regular printed publications on sale to the public within 60 days of the event related to those data/results and always provided that copyright symbol appears together as follows below.

© DORNA WSBK ORGANIZATION Srl 2017



## German Round, 18-19-20 August 2017

### World Superbike - Best Sector & Speed Free Practice 3rd Session

BEST LAP			
1	66 T. SYKES	Kawasaki ZX-10RR	1'37.498
2	7 C. DAVIES	Ducati Panigale R	1'37.584
3	33 M. MELANDRI	Ducati Panigale R	1'37.783
4	1 J. REA	Kawasaki ZX-10RR	1'38.007
5	22 A. LOWES	Yamaha YZF R1	1'38.309
6	32 L. SAVADORI	Aprilia RSV4 RF	1'38.332
7	50 E. LAVERTY	Aprilia RSV4 RF	1'38.339
8	2 L. CAMIER	MV Agusta 1000 F4	1'38.452
9	12 X. FORÉS	Ducati Panigale R	1'38.645
10	21 M. REITERBERGER	BMW S 1000 RR	1'38.775
11	81 J. TORRES	BMW S 1000 RR	1'38.873
12	36 L. MERCADO	Aprilia RSV4 RF	1'39.157
13	60 M. VAN DER MARK	Yamaha YZF R1	1'39.227
14	35 R. DE ROSA	BMW S 1000 RR	1'39.262
15	40 R. RAMOS	Kawasaki ZX-10RR	1'39.752
16	86 A. BADOVINI	Kawasaki ZX-10RR	1'40.238
17	6 S. BRADL	Honda CBR1000RR	1'40.253
18	37 O. JEZEK	Kawasaki ZX-10RR	1'40.312
19	34 D. GIUGLIANO	Honda CBR1000RR	1'40.443
20	84 R. RUSSO	Kawasaki ZX-10RR	1'41.243
21	55 M. ROCCOLI	Yamaha YZF R1	1'42.322
22	19 P. SZKOPEK	Yamaha YZF R1	1'42.904
23	88 R. KRUMMENACHER	Kawasaki ZX-10RR	

SPEED			
1	33 M. MELANDRI	Ducati Panigale R	285.8
2	1 J. REA	Kawasaki ZX-10RR	284.3
3	7 C. DAVIES	Ducati Panigale R	283.5
4	50 E. LAVERTY	Aprilia RSV4 RF	282.8
5	66 T. SYKES	Kawasaki ZX-10RR	282.0
6	36 L. MERCADO	Aprilia RSV4 RF	282.0
7	12 X. FORÉS	Ducati Panigale R	281.3
8	60 M. VAN DER MARK	Yamaha YZF R1	281.3
9	21 M. REITERBERGER	BMW S 1000 RR	280.6
10	35 R. DE ROSA	BMW S 1000 RR	279.8
11	22 A. LOWES	Yamaha YZF R1	279.8
12	81 J. TORRES	BMW S 1000 RR	278.4
13	34 D. GIUGLIANO	Honda CBR1000RR	277.0
14	40 R. RAMOS	Kawasaki ZX-10RR	277.0
15	6 S. BRADL	Honda CBR1000RR	277.0
16	32 L. SAVADORI	Aprilia RSV4 RF	275.5
17	84 R. RUSSO	Kawasaki ZX-10RR	275.5
18	2 L. CAMIER	MV Agusta 1000 F4	275.5
19	19 P. SZKOPEK	Yamaha YZF R1	270.7
20	86 A. BADOVINI	Kawasaki ZX-10RR	270.7
21	37 O. JEZEK	Kawasaki ZX-10RR	268.0
22	55 M. ROCCOLI	Yamaha YZF R1	268.0

SEG. 1		SEG. 2		SEG. 3		SEG. 4		
1	7 C. DAVIES	26.039	1	7 C. DAVIES	30.156	1	66 T. SYKES	18.820
2	33 M. MELANDRI	26.119	2	33 M. MELANDRI	30.177	2	1 J. REA	18.931
3	66 T. SYKES	26.160	3	66 T. SYKES	30.272	3	33 M. MELANDRI	19.000
4	22 A. LOWES	26.189	4	1 J. REA	30.293	4	7 C. DAVIES	19.068
5	2 L. CAMIER	26.191	5	22 A. LOWES	30.431	5	50 E. LAVERTY	19.132
6	1 J. REA	26.240	6	50 E. LAVERTY	30.438	6	21 M. REITERBERGE	19.135
7	32 L. SAVADORI	26.247	7	21 M. REITERBERGE	30.538	7	2 L. CAMIER	19.138
8	50 E. LAVERTY	26.356	8	32 L. SAVADORI	30.556	8	22 A. LOWES	19.165
9	81 J. TORRES	26.408	9	60 M. VAN DER MARK	30.572	9	32 L. SAVADORI	19.168
10	21 M. REITERBERGE	26.487	10	81 J. TORRES	30.582	10	12 X. FORÉS	19.184
11	12 X. FORÉS	26.535	11	2 L. CAMIER	30.587	11	36 L. MERCADO	19.198
12	35 R. DE ROSA	26.552	12	12 X. FORÉS	30.636	12	81 J. TORRES	19.263
13	40 R. RAMOS	26.606	13	35 R. DE ROSA	30.654	13	34 D. GIUGLIANO	19.282
14	36 L. MERCADO	26.608	14	36 L. MERCADO	30.728	14	40 R. RAMOS	19.293
15	60 M. VAN DER MARK	26.639	15	40 R. RAMOS	30.884	15	60 M. VAN DER MARK	19.336
16	84 R. RUSSO	26.706	16	6 S. BRADL	31.003	16	35 R. DE ROSA	19.418
17	86 A. BADOVINI	26.744	17	86 A. BADOVINI	31.058	17	86 A. BADOVINI	19.519
18	6 S. BRADL	26.793	18	37 O. JEZEK	31.065	18	6 S. BRADL	19.528
19	34 D. GIUGLIANO	26.850	19	34 D. GIUGLIANO	31.173	19	37 O. JEZEK	19.562
20	37 O. JEZEK	26.910	20	84 R. RUSSO	31.408	20	84 R. RUSSO	19.646
21	55 M. ROCCOLI	27.309	21	55 M. ROCCOLI	31.626	21	55 M. ROCCOLI	19.709
22	19 P. SZKOPEK	27.475	22	19 P. SZKOPEK	31.783	22	19 P. SZKOPEK	19.919

19/08/2017

These data/results cannot be reproduced, stored and/or transmitted in whole or in part by any manner of electronic, mechanical, photocopying, recording, broadcasting or otherwise now known or herein after developed without the previous express consent by the copyright owner, except for reproduction in daily press and regular printed publications on sale to the public within 60 days of the event related to those data/results and always provided that copyright symbol appears together as follows below.

© DORNA WSBK ORGANIZATION Srl 2017



Lausitzring 4.265 m

## German Round, 18-19-20 August 2017 World Superbike - Ideal Times Free Practice 3rd Session

Rider No.	Nat	Bike	Seg. 1 Diff. 1	Seg. 2 Diff. 2	Seg. 3 Diff. 3	Seg. 4 Diff. 4	Ideal Time			
							Best Lap	Pos.	Diff.	
1	7 C. DAVIES	GBR	Ducati Panigale R	<b>26.039</b>	<b>30.156</b> 0.163	<b>22.124</b> 0.014	19.068 0.020	<b>1'37.387</b> 1'37.584	3	0.197
2	66 T. SYKES	GBR	Kawasaki ZX-10RR	26.160	30.272 0.102	22.139 0.005	<b>18.820</b>	<b>1'37.391</b> 1'37.498	2	0.107
3	33 M. MELANDRI	ITA	Ducati Panigale R	26.119	30.177	22.401 0.086	19.000	<b>1'37.697</b> 1'37.783	4	0.086
4	1 J. REA	GBR	Kawasaki ZX-10RR	26.240	30.293 0.039	22.325 0.067	18.931 0.112	<b>1'37.789</b> 1'38.007	5	0.218
5	22 A. LOWES	GBR	Yamaha YZF R1	26.189 0.076	30.431 0.114	22.323 0.011	19.165	<b>1'38.108</b> 1'38.309	6	0.201
6	50 E. LAVERTY	IRL	Aprilia RSV4 RF	26.356 0.048	30.438	22.314	19.132 0.051	<b>1'38.240</b> 1'38.339	8	0.099
7	32 L. SAVADORI	ITA	Aprilia RSV4 RF	26.247	30.556	22.331	19.168 0.030	<b>1'38.302</b> 1'38.332	7	0.030
8	2 L. CAMIER	GBR	MV Agusta 1000 F4	26.191	30.587	22.391 0.002	19.138 0.143	<b>1'38.307</b> 1'38.452	9	0.145
9	21 M. REITERBERGER	GER	BMW S 1000 RR	26.487 0.054	30.538 0.034	22.441 0.018	19.135 0.068	<b>1'38.601</b> 1'38.775	11	0.174
10	12 X. FORÉS	ESP	Ducati Panigale R	26.535	30.636	22.290	19.184	<b>1'38.645</b> 1'38.645	10	
11	81 J. TORRES	ESP	BMW S 1000 RR	26.408	30.582	22.620	19.263	<b>1'38.873</b> 1'38.873	12	
12	60 M. VAN DER MARK	NED	Yamaha YZF R1	26.639 0.063	30.572 0.215	22.366 0.036	19.336	<b>1'38.913</b> 1'39.227	14	0.314
13	35 R. DE ROSA	ITA	BMW S 1000 RR	26.552 0.124	30.654 0.094	22.407 0.013	19.418	<b>1'39.031</b> 1'39.262	15	0.231
14	36 L. MERCADO	ARG	Aprilia RSV4 RF	26.608 0.011	30.728	22.593 0.019	19.198	<b>1'39.127</b> 1'39.157	13	0.030
15	40 R. RAMOS	ESP	Kawasaki ZX-10RR	26.606	30.884	22.969	19.293	<b>1'39.752</b> 1'39.752	16	
16	37 O. JEZEK	CZE	Kawasaki ZX-10RR	26.910 0.040	31.065	22.502 0.009	19.562 0.224	<b>1'40.039</b> 1'40.312	19	0.273
17	6 S. BRADL	GER	Honda CBR1000RR	26.793 0.103	31.003 0.087	22.723 0.016	19.528	<b>1'40.047</b> 1'40.253	18	0.206
18	86 A. BADOVINI	ITA	Kawasaki ZX-10RR	26.744 0.117	31.058	22.731 0.069	19.519	<b>1'40.052</b> 1'40.238	17	0.186
19	34 D. GIUGLIANO	ITA	Honda CBR1000RR	26.850 0.098	31.173	22.808	19.282 0.232	<b>1'40.113</b> 1'40.443	20	0.330
20	84 R. RUSSO	ITA	Kawasaki ZX-10RR	26.706	31.408 0.152	23.331	19.646	<b>1'41.091</b> 1'41.243	21	0.152
21	55 M. ROCCOLI	ITA	Yamaha YZF R1	27.309 0.041	31.626	23.398 0.239	19.709	<b>1'42.042</b> 1'42.322	22	0.280
22	19 P. SZKOPEK	POL	Yamaha YZF R1	27.475 0.119	31.783	23.065	19.919 0.543	<b>1'42.242</b> 1'42.904	23	0.662
<b>Overall Ideal Time</b>				26.039	30.156	22.124	18.820	<b>1'37.139</b>		

19/08/2017

These data/results cannot be reproduced, stored and/or transmitted in whole or in part by any manner of electronic, mechanical, photocopying, recording, broadcasting or otherwise now known or herein after developed without the previous express consent by the copyright owner, except for reproduction in daily press and regular printed publications on sale to the public within 60 days of the event related to those data/results and always provided that copyright symbol appears together as follows below.

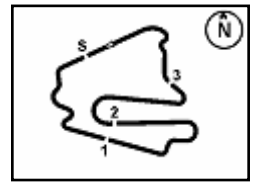
© DORNA WSBK ORGANIZATION Srl 2017

**PIRELLI PERUGIA TIMING**


Official Tyre Supplier



Official Timekeeper



## German Round, 18-19-20 August 2017 World Superbike - Chronological Analysis Free Practice 3rd Session

Lausitzring 4.265 m

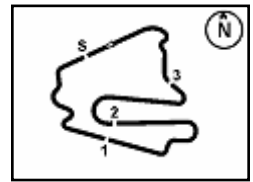
1 / 3

1° 66 T. SYKES (1'37.498)								Lap	Seg.1	Seg.2	Seg.3	Seg.4	Lap Time	km/h	Local Time
Lap	Seg.1	Seg.2	Seg.3	Seg.4	Lap Time	km/h	Local Time								
1	27.500	35.456	24.829	20.163	1'43.016	273,4	8:55'44.072	1	28.762	32.036	23.869	20.911	1'44.647	271,4	8:49'22.107
2	28.588	30.830	23.840	30.366	1'53.624CP	<b>282,0</b>	8:59'20.712	2	30.152	32.915	25.732	20.172	1'48.971	256,5	8:51'11.078
3	3'39.495	31.451	22.702	19.084	4'52.732P		9:04'13.444	3	26.782	31.065	22.783	19.319	1'39.949	276,2	8:52'51.027
4	26.212	30.403	22.296	19.083	1'37.994	280,6	9:05'51.438	4	26.865	30.774	22.794	19.362	1'39.795	<b>279,8</b>	8:54'30.822
5	27.334	31.264	26.950	19.298	1'44.846	281,3	9:07'36.284	5	26.791	30.691	22.598	19.383	1'39.463	277,7	8:56'10.285
6	<b>26.160</b>	30.374	22.144	<b>18.820</b>	<b>1'37.498</b>	<b>282,0</b>	9:09'13.782	6	26.650	30.841	22.345	19.235	1'39.071	277,7	8:57'49.356
7	26.373	31.124	23.309	21.527	1'42.333	281,3	9:10'56.115	7	26.466	56.050	30.060	30.803	2'23.379CP	278,4	9:00'12.735
8	26.250	<b>30.272</b>	<b>22.139</b>	18.924	1'37.585	<b>282,0</b>	9:12'33.700	8	3'15.311	32.305	23.453	19.650	4'30.719P		9:04'43.454
9	30.043	31.760	23.966	21.073	1'46.842	277,0	9:14'20.542	9	26.936	31.054	22.592	19.346	1'39.928	277,7	9:06'23.382
2° 7 C. DAVIES (1'37.584)								10	26.622	30.728	22.485	19.291	1'39.126	277,7	9:08'02.508
Lap	Seg.1	Seg.2	Seg.3	Seg.4	Lap Time	km/h	Local Time	11	26.280	30.569	22.381	19.337	1'38.567	<b>279,8</b>	9:09'41.075
1	31.578	35.785	27.812	20.803	1'55.978	262,1	8:49'24.568	12	26.265	30.545	22.334	<b>19.165</b>	<b>1'38.309</b>	278,4	9:11'19.384
2	27.192	31.317	29.620	20.571	1'48.700	279,1	8:51'13.268	13	<b>26.189</b>	30.532	<b>22.323</b>	19.375	1'38.419	279,1	9:12'57.803
3	26.717	30.623	22.936	19.460	1'39.736	280,6	8:52'53.004	14	26.363	<b>30.431</b>	<b>22.481</b>	19.253	1'38.528	279,1	9:14'36.331
4	26.299	30.382	22.577	19.469	1'38.727	280,6	8:54'31.731	6° 32 L. SAVADORI (1'38.332)							
5	26.349	32.475	22.880	27.666	1'49.370P	<b>283,5</b>	8:56'21.101	Lap	Seg.1	Seg.2	Seg.3	Seg.4	Lap Time	km/h	Local Time
6	2'53.613	34.159	24.969	29.788	4'22.529CP		9:00'43.630	1	28.009	31.803	23.300	20.165	1'43.277	266,0	8:46'48.967
7	1'58.734	31.134	22.621	19.484	3'11.973P		9:03'55.603	2	27.497	31.340	23.330	20.049	1'42.216	270,0	8:50'14.460
8	26.373	30.378	22.385	19.135	1'38.271	277,7	9:05'33.874	3	26.844	30.772	22.497	<b>19.168</b>	1'39.281	274,1	8:51'53.741
9	26.117	<b>30.156</b>	22.273	19.129	1'37.675	279,1	9:07'11.549	4	26.628	36.773	23.948	30.175	1'57.524P	<b>275,5</b>	8:53'51.265
10	<b>26.039</b>	30.319	22.138	19.088	<b>1'37.584</b>	279,8	9:08'49.133	5	4'07.261	35.224	25.262	32.289	5'40.036CP		8:59'31.301
11	26.205	30.219	<b>22.124</b>	<b>19.068</b>	1'37.616	278,4	9:10'26.749	6	4'12.783	34.870	24.002	19.588	5'31.243P		9:05'02.544
12	26.116	30.472	22.275	19.286	1'38.149	279,8	9:12'04.898	7	26.714	30.787	22.924	19.260	1'39.685	273,4	9:06'42.229
13	26.121	30.183	22.214	19.114	1'37.632	279,1	9:13'42.530	8	26.653	30.811	22.540	19.381	1'39.385	<b>275,5</b>	9:08'21.614
3° 33 M. MELANDRI (1'37.783)								9	26.266	30.614	22.449	19.299	1'38.628	274,8	9:10'00.242
Lap	Seg.1	Seg.2	Seg.3	Seg.4	Lap Time	km/h	Local Time	10	37.049	32.170	22.866	19.405	1'51.490C	274,8	9:11'51.732
1	31.290	37.327	28.569	22.961	1'54.619	242,0	8:47'27.415	11	<b>26.247</b>	<b>30.556</b>	<b>22.331</b>	19.198	<b>1'38.332</b>	274,1	9:13'30.064
2	28.916	33.020	25.415	20.338	1'47.689	270,7	8:51'09.723	7° 50 E. LAVERTY (1'38.339)							
3	27.375	31.007	22.919	19.286	1'40.587	278,4	8:52'50.310	Lap	Seg.1	Seg.2	Seg.3	Seg.4	Lap Time	km/h	Local Time
4	26.965	30.733	25.380	19.518	1'42.596	279,8	8:54'32.906	1	28.036	31.577	23.526	20.176	1'43.315	269,3	8:48'31.980
5	26.280	30.738	22.471	19.293	1'38.782	282,8	8:56'11.688	2	27.276	31.302	23.695	19.470	1'41.743	278,4	8:50'13.723
6	30.936	31.741	22.780	19.455	1'44.912	284,3	8:57'56.600	3	26.914	30.796	22.503	19.330	1'39.543	279,1	8:51'53.266
7	26.290	31.045	28.744	31.190	1'57.269CP	<b>282,8</b>	8:59'53.869	4	26.820	30.485	23.039	19.422	1'39.766	<b>282,8</b>	8:53'33.032
8	4'49.117	34.357	24.619	22.399	6'10.492P		9:06'04.361	5	26.809	30.708	23.237	19.420	1'40.174	279,8	8:55'13.206
9	26.645	30.583	22.601	19.099	1'38.928	281,3	9:07'43.289	6	26.829	30.734	22.518	19.246	1'39.327	278,4	8:56'52.533
10	26.222	30.384	22.594	19.235	1'38.435	<b>285,8</b>	9:09'21.724	7	26.742	30.726	22.842	19.341	1'39.651	279,8	8:58'32.184
11	26.177	30.305	<b>22.401</b>	19.281	1'38.164	279,8	9:10'59.888	8	31.496	33.436	24.337	30.935	2'00.204CP	281,3	9:00'32.388
12	26.128	35.770	23.671	19.465	1'45.034	284,3	9:12'44.922	9	7'03.854	32.503	22.624	19.463	8'18.444P		9:08'50.832
13	<b>26.119</b>	<b>30.177</b>	22.487	<b>19.000</b>	<b>1'37.783</b>	283,5	9:14'22.705	10	26.691	30.584	22.529	<b>19.132</b>	1'38.936	279,8	9:10'29.768
4° 1 J. REA (1'38.007)								11	26.404	<b>30.438</b>	<b>22.314</b>	19.183	<b>1'38.339</b>	<b>282,8</b>	9:12'08.107
Lap	Seg.1	Seg.2	Seg.3	Seg.4	Lap Time	km/h	Local Time	12	<b>26.356</b>	30.495	22.317	19.299	1'38.467	<b>282,8</b>	9:13'46.574
1	27.317	33.316	25.224	23.021	1'41.859	270,7	8:46'50.457	8° 2 L. CAMIER (1'38.452)							
2	27.014	31.404	23.248	19.298	1'40.964	283,5	8:50'13.280	Lap	Seg.1	Seg.2	Seg.3	Seg.4	Lap Time	km/h	Local Time
3	26.695	30.849	22.704	19.246	1'39.494	279,1	8:51'52.774	1	28.530	31.841	23.934	19.659	1'43.964	265,3	8:48'59.353
4	29.995	31.494	22.991	19.251	1'43.731	280,6	8:53'36.505	2	27.326	31.325	23.246	19.361	1'41.258	273,4	8:50'40.611
5	26.502	30.652	22.749	19.161	1'39.064	282,8	8:55'15.569	3	26.795	31.011	23.097	19.534	1'40.437	274,1	8:52'21.048
6	26.537	30.514	22.484	19.031	1'38.566	282,8	8:56'54.135	4	26.958	31.053	22.865	19.353	1'40.229	274,8	8:54'01.277
7	26.345	30.566	22.432	19.063	1'38.396	282,0	8:58'32.531	5	30.220	31.852	23.194	19.510	1'44.776	<b>275,5</b>	8:55'46.053
8	37.381	37.603	25.676	29.659	2'10.319CP	<b>282,8</b>	9:00'42.850	6	26.668	31.086	22.790	19.293	1'39.837	274,8	8:57'25.890
9	4'48.440	31.165	23.156	19.679	6'02.440P		9:06'45.290	7	33.085	32.738	25.349	32.123	2'03.295CP	255,2	8:59'29.185
10	26.304	30.346	22.538	18.940	1'38.128	281,3	9:08'23.418	8	3'21.197	31.749	23.697	19.618	4'36.261P		9:04'05.446
11	26.558	30.510	22.435	<b>18.931</b>	1'38.434	<b>284,3</b>	9:10'01.852	9	26.629	31.009	22.525	19.189	1'39.352	273,4	9:05'44.798
12	26.314	30.368	22.381	19.078	1'38.141	283,5	9:11'39.993	10	26.343	30.849	<b>22.391</b>	<b>19.138</b>	1'38.721	274,8	9:07'23.519
13	<b>26.240</b>	30.332	22.392	19.043	<b>1'38.007</b>	279,1	9:13'18.000	11	26.303	30.661	22.432	19.160	1'38.556	274,1	9:09'02.075
14	26.304	<b>30.293</b>	<b>22.325</b>	19.227	1'38.149	282,0	9:14'56.149	12	26.315	30.692	22.496	19.212	1'38.715	<b>275,5</b>	9:10'40.790
5° 22 A. LOWES (1'38.309)								13	<b>26.191</b>	<b>30.587</b>	22.393	19.281	<b>1'38.452</b>	274,1	9:12'19.242
Lap	Seg.1	Seg.2	Seg.3	Seg.4	Lap Time	km/h	Local Time	14	26.363	33.114	22.777	19.299	1'41.553	<b>275,5</b>	9:14'00.795

19/08/2017 P = Pits In/Out - C = Lap-Time Cancelled

These data/results cannot be reproduced, stored and/or transmitted in whole or in part by any manner of electronic, mechanical, photocopying, recording, broadcasting or otherwise now known or herein after developed without the previous express consent by the copyright owner, except for reproduction in daily press and regular printed publications on sale to the public within 60 days of the event related to those data/results and always provided that copyright symbol appears together as follows below.

© DORNA WSBK ORGANIZATION Srl 2017



## German Round, 18-19-20 August 2017 World Superbike - Chronological Analysis Free Practice 3rd Session

Lausitzring 4.265 m

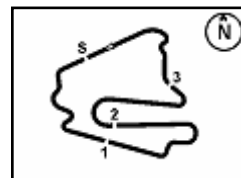
2 / 3

9° 12 X. FORÉS (1'38.645)							Lap	Seg.1	Seg.2	Seg.3	Seg.4	Lap Time	km/h	Local Time		
Lap	Seg.1	Seg.2	Seg.3	Seg.4	Lap Time	km/h	Local Time									
1	28.382	34.242	26.613	21.564	1'44.267	263,4	8:47'09.225	1	28.196	34.158	26.515	21.685	19.830	1'43.983	274,1	8:48'52.701
2	27.264	31.334	23.230	19.714	1'41.542	271,4	8:50'35.034	2	27.585	31.372	23.382	19.640	1'41.979	272,7	8:50'34.680	
3	27.218	31.291	22.817	19.466	1'40.792	274,8	8:52'15.826	3	27.376	31.189	22.859	19.588	1'41.012	278,4	8:52'15.692	
4	27.113	31.353	24.811	33.691	1'56.968P	<b>281,3</b>	8:54'12.794	4	27.016	31.291	22.661	19.516	1'40.484	280,6	8:53'56.176	
5	3'48.088	32.057	25.006	33.876	5'19.027CP		8:59'31.821	5	26.966	30.862	22.555	19.458	1'39.841	278,4	8:55'36.017	
6	3'37.232	31.520	22.906	19.679	4'51.337P		9:04'23.158	6	26.874	30.914	22.549	19.624	1'39.961	277,7	8:57'15.978	
7	26.789	30.862	22.574	19.344	1'39.569	277,0	9:06'02.727	7	27.025	31.473	22.602	33.843	1'54.943CP	276,2	8:59'10.921	
8	26.777	32.671	22.520	19.271	1'41.239	278,4	9:07'43.966	8	6'23.819	31.214	22.748	19.517	7'37.298P		9:06'48.219	
9	<b>26.535</b>	<b>30.636</b>	<b>22.290</b>	<b>19.184</b>	<b>1'38.645</b>	280,6	9:09'22.611	9	26.895	<b>30.572</b>	<b>22.366</b>	<b>19.426</b>	1'39.259	280,6	9:08'27.478	
10	26.715	30.703	22.410	19.370	1'39.198	274,8	9:11'01.809	10	26.702	30.787	22.402	<b>19.336</b>	<b>1'39.227</b>	<b>281,3</b>	9:10'06.705	
11	26.601	30.765	22.526	19.385	1'39.277	278,4	9:12'41.086	11	<b>26.639</b>	30.700	22.534	19.493	1'39.366	279,8	9:11'46.071	
12	32.089	34.774	24.954	31.001	2'02.818P	274,8	9:14'43.904	12	26.847	30.641	22.406	19.414	1'39.308	279,8	9:13'25.379	
10° 21 M. REITERBERGER (1'38.775)							Lap	Seg.1	Seg.2	Seg.3	Seg.4	Lap Time	km/h	Local Time		
Lap	Seg.1	Seg.2	Seg.3	Seg.4	Lap Time	km/h	Local Time									
1	27.892	33.602	25.894	20.922	1'42.163	264,0	8:46'50.766	1	30.352	35.871	27.002	20.983	1'54.345	260,8	8:47'28.963	
2	28.166	31.429	23.330	19.512	1'41.892	273,4	8:48'32.929	2	28.311	32.733	25.465	20.414	1'46.923	270,7	8:51'10.231	
3	27.174	31.138	23.188	19.209	1'40.709	277,7	8:51'55.530	3	27.414	31.088	23.369	19.452	1'41.323	272,7	8:52'51.554	
4	26.806	30.746	22.808	19.249	1'39.609	279,8	8:53'35.139	4	26.978	30.987	22.640	19.508	1'40.113	277,0	8:54'31.667	
5	26.616	30.623	22.500	19.189	1'38.928	<b>280,6</b>	8:55'14.067	5	26.875	31.046	22.561	19.517	1'39.999	279,1	8:56'11.666	
6	29.038	31.419	22.905	30.236	1'53.598P	279,1	8:57'07.665	6	31.235	32.084	22.822	19.592	1'45.733	276,2	8:57'57.399	
7	5'52.277	32.580	23.165	19.387	7'07.409P		9:04'15.074	7	26.810	31.356	29.763	33.365	2'01.294CP	<b>279,8</b>	8:59'58.693	
8	26.657	30.663	22.701	<b>19.135</b>	1'39.156	279,8	9:05'54.230	8	3'39.953	38.786	26.684	19.925	5'05.348P		9:05'04.041	
9	26.541	30.572	22.459	19.203	<b>1'38.775</b>	<b>280,6</b>	9:07'33.005	9	27.008	30.964	22.574	19.460	1'40.006	277,0	9:06'44.047	
10	26.751	33.862	22.906	19.185	1'42.704	279,1	9:09'15.709	10	26.676	30.748	22.420	<b>19.418</b>	<b>1'39.262</b>	278,4	9:08'23.309	
11	26.538	30.576	22.524	19.244	1'38.882	<b>280,6</b>	9:10'54.591	11	27.180	30.805	22.482	19.461	1'39.928	277,7	9:10'03.237	
12	26.579	<b>30.538</b>	<b>22.441</b>	19.290	1'38.848	279,1	9:12'33.439	12	33.212	33.808	22.964	19.462	1'49.446	277,7	9:11'52.683	
13	<b>26.487</b>	31.204	23.847	19.951	1'41.489	279,8	9:14'14.928	13	<b>26.552</b>	<b>30.654</b>	<b>22.407</b>	19.652	1'39.265	279,1	9:13'31.948	
11° 81 J. TORRES (1'38.873)							Lap	Seg.1	Seg.2	Seg.3	Seg.4	Lap Time	km/h	Local Time		
Lap	Seg.1	Seg.2	Seg.3	Seg.4	Lap Time	km/h	Local Time									
1	31.565	35.111	26.315	21.115	1'54.106	251,7	8:49'59.578	1	29.658	38.641	28.812	22.131	1'46.821	249,9	8:47'02.311	
2	29.528	33.444	24.732	20.141	1'47.845	268,0	8:51'47.423	2	27.816	32.379	23.689	19.640	1'43.524	270,7	8:50'32.656	
3	28.104	32.034	25.309	21.070	1'46.517	272,7	8:53'33.940	3	27.216	31.664	23.130	19.497	1'41.507	270,0	8:52'14.163	
4	29.649	31.431	23.138	19.501	1'43.719	275,5	8:55'17.659	4	29.304	31.428	23.855	19.492	1'44.079	272,1	8:53'58.242	
5	27.144	31.027	23.015	19.512	1'40.698	<b>278,4</b>	8:56'58.357	5	27.287	31.399	25.364	21.971	1'46.021	<b>277,0</b>	8:55'44.263	
6	26.980	32.714	24.183	19.636	1'43.513C	277,0	8:58'41.870	6	27.471	31.125	23.110	19.796	1'41.502	276,2	8:57'25.765	
7	31.543	34.688	24.295	28.744	1'59.270CP	274,8	9:00'41.140	7	31.222	33.641	26.584	32.267	2'03.714CP	263,4	8:59'29.479	
8	3'25.054	36.285	26.174	30.846	4'58.359P		9:05'39.499	8	3'39.432	32.683	23.359	19.422	4'54.896P		9:04'24.375	
9	2'05.794	32.319	23.189	19.652	3'20.954P		9:09'00.453	9	26.729	32.594	23.315	28.907	1'51.545P	272,7	9:06'15.920	
10	26.687	30.878	22.634	19.389	1'39.588	276,2	9:10'40.041	10	5'00.552	32.024	24.322	21.410	6'18.308P		9:12'34.228	
11	<b>26.408</b>	<b>30.582</b>	<b>22.620</b>	<b>19.263</b>	<b>1'38.873</b>	277,0	9:12'18.914	11	<b>26.606</b>	<b>30.884</b>	<b>22.969</b>	<b>19.293</b>	<b>1'39.752</b>	274,8	9:14'13.980	
12	26.410	32.161	22.919	19.377	1'40.867	277,7	9:13'59.781									
12° 36 L. MERCADO (1'39.157)							Lap	Seg.1	Seg.2	Seg.3	Seg.4	Lap Time	km/h	Local Time		
Lap	Seg.1	Seg.2	Seg.3	Seg.4	Lap Time	km/h	Local Time									
1	29.597	32.972	24.383	19.867	1'46.819	257,1	8:48'48.754	1	9'21.204	34.306	24.471	20.530	10'40.511P		8:58'09.021	
2	28.979	32.577	25.843	29.707	1'57.106P	278,4	8:50'45.860	2	27.486	36.499	29.255	31.428	2'04.668CP	268,0	9:00'13.689	
3	4'53.560	37.280	23.054	19.613	6'13.507P		8:56'59.367	3	2'46.399	32.744	24.346	20.248	4'03.737P		9:04'17.426	
4	26.850	31.254	22.939	19.405	1'40.448C	280,6	8:58'39.815	4	27.096	31.549	22.999	19.566	1'41.210	<b>270,7</b>	9:05'58.636	
5	32.896	35.155	25.497	29.372	2'02.920CP	258,9	9:00'42.735	5	26.906	31.396	<b>22.731</b>	19.593	1'40.626	<b>270,7</b>	9:07'39.262	
6	2'32.854	42.609	26.585	19.507	4'01.555P		9:04'44.290	6	<b>26.744</b>	31.180	22.821	19.581	1'40.326	268,7	9:09'19.588	
7	26.767	31.041	<b>22.593</b>	19.327	1'39.728	281,3	9:06'24.018	7	26.861	<b>31.058</b>	22.800	<b>19.519</b>	<b>1'40.238</b>	268,7	9:10'59.826	
8	26.619	<b>30.728</b>	22.612	<b>19.198</b>	<b>1'39.157</b>	281,3	9:08'03.175	8	26.819	35.489	24.505	20.328	1'47.141	267,3	9:12'46.967	
9	26.710	30.839	22.652	19.258	1'39.459	<b>282,0</b>	9:09'42.634	9			24.694	32.315	2'21.070CP	<b>270,7</b>	9:15'08.037	
10	27.195	32.512	23.287	19.895	1'42.889	281,3	9:11'25.523									
11	27.009	30.963	22.761	19.412	1'40.145	279,8	9:13'05.668									
12	<b>26.608</b>	30.857	22.745	19.515	1'39.725	280,6	9:14'45.393									
13° 60 M. VAN DER MARK (1'39.227)							Lap	Seg.1	Seg.2	Seg.3	Seg.4	Lap Time	km/h	Local Time		
Lap	Seg.1	Seg.2	Seg.3	Seg.4	Lap Time	km/h	Local Time									
1	28.865	32.368	24.270	20.135	1'45.638	268,7	8:55'59.509	1	28.865	35.118	25.118	20.992	1'45.638	268,7	8:54'13.871	
2	27.556	31.780	23.482	20.107	1'42.925	274,8	8:57'42.434	2	27.556	32.368	24.270	20.107	1'42.925	274,8	8:57'42.434	
3	27.767	31.671	27.401	33.894	2'00.733CP	275,5	8:59'43.167	3	27.767	31.671	27.401	33.894	2'00.733CP	275,5	8:59'43.167	

19/08/2017 P = Pits In/Out - C = Lap-Time Cancelled

These data/results cannot be reproduced, stored and/or transmitted in whole or in part by any manner of electronic, mechanical, photocopying, recording, broadcasting or otherwise now known or herein after developed without the previous express consent by the copyright owner, except for reproduction in daily press and regular printed publications on sale to the public within 60 days of the event related to those data/results and always provided that copyright symbol appears together as follows below.

© DORNA WSBK ORGANIZATION Srl 2017



Lausitzring 4.265 m

**3 / 3**

## German Round, 18-19-20 August 2017 World Superbike - Chronological Analysis Free Practice 3rd Session

4	5'34.230	33.950	23.925	20.148	6'52.253P		9:06'35.420	2	28.756	32.319	24.562	20.334	1'45.971	266,7	8:51'04.913
5	27.373	31.457	23.061	19.709	1'41.600	274,1	9:08'17.020	3	27.880	31.802	23.330	20.258	1'43.270	268,7	8:52'48.183
6	27.140	31.439	<b>22.723</b>	19.653	1'40.955	275,5	9:09'57.975	4	28.923	34.811	23.096	<b>19.919</b>	1'46.749	268,0	8:54'34.932
7	<b>26.793</b>	<b>31.003</b>	22.971	19.731	1'40.498	275,5	9:11'38.473	5	27.594	<b>31.783</b>	<b>23.065</b>	20.462	<b>1'42.904</b>	<b>270,7</b>	8:56'17.836
8	28.864	32.155	23.717	19.874	1'44.610	276,2	9:13'23.083	6	<b>27.475</b>	32.339	25.428	35.106	2'00.348P	269,3	8:58'18.184
9	26.896	31.090	22.739	<b>19.528</b>	<b>1'40.253</b>	<b>277,0</b>	9:15'03.336	7	14'38.678	34.974	25.048	21.657	16'00.357P		9:14'18.541

18° 37 O. JEZEK (1'40.312)							
Lap	Seg.1	Seg.2	Seg.3	Seg.4	Lap Time	km/h	Local Time
		39.184	31.077	36.414			8:47'19.141
1	7'35.664	37.357	24.581	21.611	8'59.213P		8:56'18.354
2	28.323	34.830	24.779	21.077	1'49.009	267,3	8:58'07.363
3	27.420	37.453	30.147	31.798	2'06.818CP	266,7	9:00'14.181
4	4'20.158	32.588	23.036	19.897	5'35.679P		9:05'49.860
5	27.135	31.342	22.564	<b>19.562</b>	1'40.603	<b>268,0</b>	9:07'30.463
6	<b>26.910</b>	31.412	<b>22.502</b>	19.805	1'40.629	266,7	9:09'11.092
7	27.085	31.081	22.846	19.735	1'40.747	262,7	9:10'51.839
8	26.950	<b>31.065</b>	22.511	19.786	<b>1'40.312</b>	264,7	9:12'32.151
9	27.125	31.724	22.793	19.647	1'41.289	263,4	9:14'13.440

19° 34 D. GIUGLIANO (1'40.443)							
Lap	Seg.1	Seg.2	Seg.3	Seg.4	Lap Time	km/h	Local Time
		42.107	31.973	21.419			8:47'09.509
1	28.695	32.482	23.675	19.674	1'44.526	255,9	8:48'54.035
2	27.399	31.430	23.279	19.530	1'41.638	274,8	8:50'35.673
3	27.126	31.267	23.353	19.572	1'41.318	<b>277,0</b>	8:52'16.991
4	27.070	31.367	23.140	19.578	1'41.155	274,8	8:53'58.146
5	27.228	31.218	23.068	19.485	1'40.999	273,4	8:55'39.145
6	26.957	31.190	22.902	19.484	1'40.533	272,7	8:57'19.678
7	34.082	33.875	25.981	35.160	2'09.098CP	272,7	8:59'28.776
8	4'11.603	39.168	26.033	20.022	5'36.826P		9:05'05.602
9	26.891	31.512	22.856	<b>19.282</b>	1'40.541	274,1	9:06'46.143
10	26.948	<b>31.173</b>	<b>22.808</b>	19.514	<b>1'40.443</b>	274,8	9:08'26.586
11	33.126	34.089	23.569	19.649	1'50.433C	273,4	9:10'17.019
12	26.889	42.233	24.400	19.667	1'53.189	275,5	9:12'10.208
13	<b>26.850</b>	31.388	22.870	19.363	1'40.471	274,1	9:13'50.679

20° 84 R. RUSSO (1'41.243)							
Lap	Seg.1	Seg.2	Seg.3	Seg.4	Lap Time	km/h	Local Time
		36.355	28.514	22.247			8:47'02.851
1	29.364	33.158	24.414	19.982	1'46.918	248,8	8:48'49.769
2	27.450	34.106	25.296	19.899	1'46.751	268,7	8:50'36.520
3	27.036	31.437	23.380	19.663	1'41.516	263,4	8:52'18.036
4	26.932	31.727	23.666	19.922	1'42.247	<b>275,5</b>	8:54'00.283
5	38.611	34.667	26.453	30.717	2'10.448P	<b>275,5</b>	8:56'10.731
6	6'19.265	33.717	24.950	20.253	7'38.185P		9:03'48.916
7	27.323	31.627	23.694	19.870	1'42.514	271,4	9:05'31.430
8	<b>26.706</b>	31.560	<b>23.331</b>	<b>19.646</b>	<b>1'41.243</b>	272,7	9:07'12.673
9	26.831	<b>31.408</b>	24.918	20.908	1'44.065	<b>275,5</b>	9:08'56.738
10	28.377	35.347	23.727	31.726	1'59.177P	271,4	9:10'55.915
11	1'54.243	32.697	23.986	20.455	3'11.381P		9:14'07.296

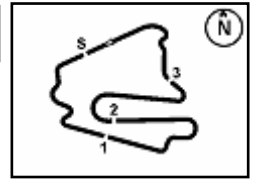
21° 55 M. ROCCOLI (1'42.322)							
Lap	Seg.1	Seg.2	Seg.3	Seg.4	Lap Time	km/h	Local Time
		35.615	28.043	22.116			8:48'32.536
1	28.751	32.019	<b>23.398</b>	19.925	1'44.093	259,6	8:50'16.629
2	27.672	31.900	23.625	20.195	1'43.392	267,3	8:52'00.021
3	27.617	32.089	23.590	19.937	1'43.233	<b>268,0</b>	8:53'43.254
4	27.761	32.074	23.612	19.866	1'43.313	257,7	8:55'26.567
5	27.350	<b>31.626</b>	23.637	<b>19.709</b>	<b>1'42.322</b>	267,3	8:57'08.889
6	<b>27.309</b>	31.996	23.667	19.878	1'42.850C	264,7	8:58'51.739
7	31.778	37.008	27.497	37.392	2'13.675CP	218,4	9:01'05.414

22° 19 P. SZKOPEK (1'42.904)							
Lap	Seg.1	Seg.2	Seg.3	Seg.4	Lap Time	km/h	Local Time
		35.290	27.082	21.876			8:47'28.035
1	30.900	34.703	24.779	20.525	1'50.907	252,8	8:49'18.942

19/08/2017 P = Pits In/Out - C = Lap-Time Cancelled

These data/results cannot be reproduced, stored and/or transmitted in whole or in part by any manner of electronic, mechanical, photocopying, recording, broadcasting or otherwise now known or herein after developed without the previous express consent by the copyright owner, except for reproduction in daily press and regular printed publications on sale to the public within 60 days of the event related to those data/results and always provided that copyright symbol appears together as follows below.

© DORNA WSBK ORGANIZATION Srl 2017

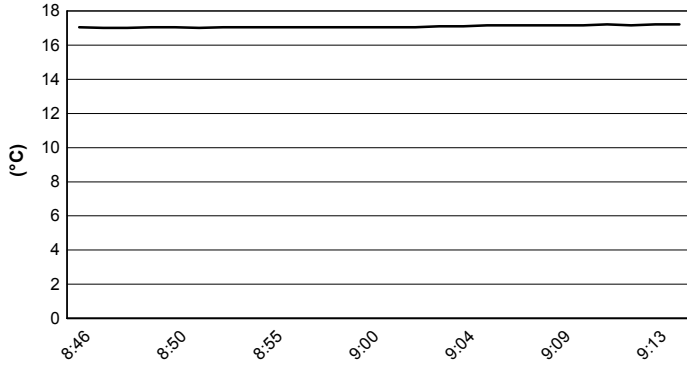


Lausitzring 4.265 m

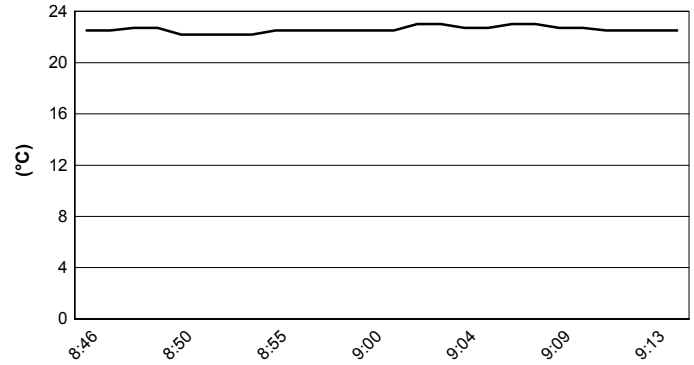
**German Round, 18-19-20 August 2017**  
**World Superbike - Weather Report Free Practice 3rd Session**

Session started **08.45**      Session ended **9:15**

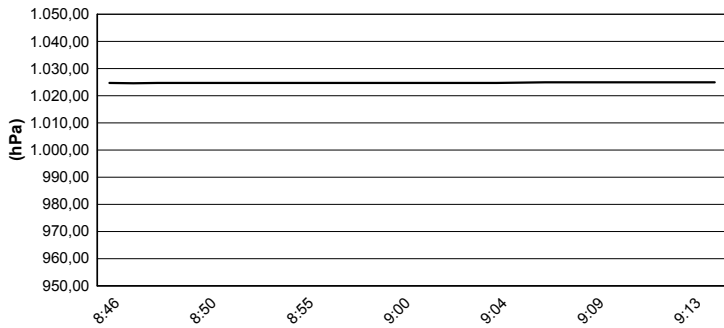
**Air Temperature**



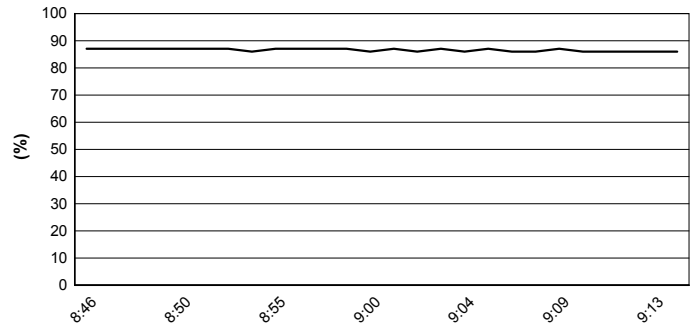
**Track Temperature**



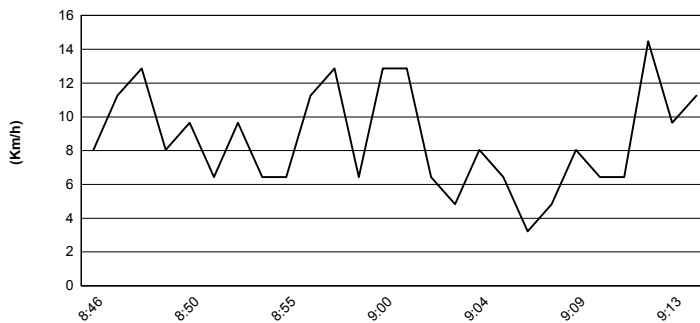
**Air Pressure**



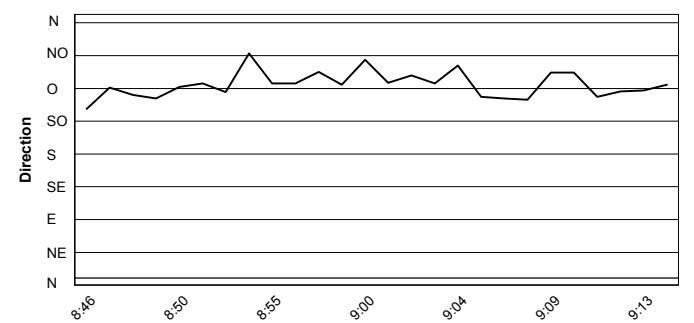
**Humidity**



**Wind Speed**



**Wind Direction**



19/08/2017

These data/results cannot be reproduced, stored and/or transmitted in whole or in part by any manner of electronic, mechanical, photocopying, recording, broadcasting or otherwise now known or herein after developed without the previous express consent by the copyright owner, except for reproduction in daily press and regular printed publications on sale to the public within 60 days of the event related to those data/results and always provided that copyright symbol appears together as follows below.  
© DORNA WSBK ORGANIZATION Srl 2017