



Lausitzring 4.265 m

## German Round, 18-19-20 August 2017

### World Superbike - Free Practices & Superpole Combined Results

No.	Rider	Nat	Team	Bike	FP 1	FP 2	Laps	Superpole	Gap	Time	Avg
1	<b>66 T. SYKES</b>	GBR	Kawasaki Racing Team	Kawasaki ZX-10RR	1'37.337	<b>1'37.172</b>	35	<b>1'36.121</b>		<b>1'36.121</b>	159,736
2	<b>1 J. REA</b>	GBR	Kawasaki Racing Team	Kawasaki ZX-10RR	<b>1'37.504</b>	1'37.506	29	<b>1'36.334</b>	0.213	<b>1'36.334</b>	159,383
3	<b>32 L. SAVADORI</b>	ITA	Milwaukee Aprilia	Aprilia RSV4 RF	<b>1'37.721</b>	1'39.035	39	<b>1'36.463</b>	0.342	<b>1'36.463</b>	159,170
4	<b>33 M. MELANDRI</b>	ITA	Aruba.it Racing - Ducati	Ducati Panigale R	1'39.216	<b>1'37.858</b>	28	<b>1'36.700</b>	0.579	<b>1'36.700</b>	158,780
5	<b>81 J. TORRES</b>	ESP	Althea BMW Racing Team	BMW S 1000 RR	<b>1'38.462</b>	1'38.812	30	<b>1'36.739</b>	0.618	<b>1'36.739</b>	158,716
6	<b>7 C. DAVIES</b>	GBR	Aruba.it Racing - Ducati	Ducati Panigale R	<b>1'37.526</b>	1'38.046	30	<b>1'36.761</b>	0.640	<b>1'36.761</b>	158,680
7	<b>22 A. LOWES</b>	GBR	Pata Yamaha Official WorldSBK Team	Yamaha YZF R1	<b>1'38.470</b>	1'39.090	35	<b>1'36.774</b>	0.653	<b>1'36.774</b>	158,658
8	<b>50 E. LAVERTY</b>	IRL	Milwaukee Aprilia	Aprilia RSV4 RF	<b>1'37.880</b>	1'38.052	37	<b>1'36.796</b>	0.675	<b>1'36.796</b>	158,622
9	<b>2 L. CAMIER</b>	GBR	MV Agusta Reparto Corse	MV Agusta 1000 F4	<b>1'38.165</b>	1'38.771	39	<b>1'36.931</b>	0.810	<b>1'36.931</b>	158,401
10	<b>21 M. REITERBERGER</b>	GER	Van Zon Remeha BMW	BMW S 1000 RR	<b>1'37.962</b>	1'38.256	26	<b>1'37.243</b>	1.122	<b>1'37.243</b>	157,893
11	<b>60 M. VAN DER MARK</b>	NED	Pata Yamaha Official WorldSBK Team	Yamaha YZF R1	1'38.744	<b>1'38.541</b>	42	<b>1'37.532</b>	1.411	<b>1'37.532</b>	157,425
12	<b>12 X. FORÉS</b>	ESP	BARNI Racing Team	Ducati Panigale R	<b>1'38.917</b>	1'39.263	33	<b>1'37.834</b>	1.713	<b>1'37.834</b>	156,939
13	<b>35 R. DE ROSA</b>	ITA	Althea BMW Racing Team	BMW S 1000 RR	1'39.691	<b>1'39.387</b>	33	<b>1'38.194</b>		<b>1'38.194</b>	156,364
14	<b>36 L. MERCADO</b>	ARG	IODARacing	Aprilia RSV4 RF	<b>1'39.514</b>	1'39.691	44	<b>1'38.456</b>	0.262	<b>1'38.456</b>	155,948
15	<b>6 S. BRADL</b>	GER	Red Bull Honda World Superbike Team	Honda CBR1000RR	<b>1'38.794</b>	1'39.884	32	<b>1'38.498</b>	0.304	<b>1'38.498</b>	155,881
16	<b>86 A. BADOVINI</b>	ITA	Grillini Racing Team	Kawasaki ZX-10RR	<b>1'40.116</b>	1'40.147	27	<b>1'38.603</b>	0.409	<b>1'38.603</b>	155,715
17	<b>34 D. GIUGLIANO</b>	ITA	Red Bull Honda World Superbike Team	Honda CBR1000RR	<b>1'39.658</b>	1'40.211	25	<b>1'39.223</b>	1.029	<b>1'39.223</b>	154,742
18	<b>37 O. JEZEK</b>	CZE	Grillini Racing Team	Kawasaki ZX-10RR	<b>1'40.588</b>	1'40.650	31	<b>1'39.252</b>	1.058	<b>1'39.252</b>	154,697
19	<b>88 R. KRUMMENACHER</b>	SUI	Kawasaki Puccetti Racing	Kawasaki ZX-10RR	<b>1'39.441</b>	1'40.070	35	<b>1'39.319</b>	1.125	<b>1'39.319</b>	154,593
20	<b>40 R. RAMOS</b>	ESP	Team Kawasaki Go Eleven	Kawasaki ZX-10RR	<b>1'38.984</b>	1'39.754	34	<b>1'39.388</b>	1.194	<b>1'39.388</b>	154,485
21	<b>19 P. SZKOPEK</b>	POL	Pazera Racing	Yamaha YZF R1	<b>1'40.870</b>	1'41.190	36	<b>1'39.803</b>	1.609	<b>1'39.803</b>	153,843
22	<b>84 R. RUSSO</b>	ITA	Pedercini Racing SC-Project	Kawasaki ZX-10RR	<b>1'40.732</b>	1'41.619	25	<b>1'39.904</b>	1.710	<b>1'39.904</b>	153,688
23	<b>55 M. ROCCOLI</b>	ITA	Guandalini Racing	Yamaha YZF R1	<b>1'40.775</b>	1'42.914	28	<b>1'40.634</b>	2.440	<b>1'40.634</b>	152,573

19/08/2017

The results are provisional until the end of the time limit for protests and appeals and the completion of the technical checks.

These data/results cannot be reproduced, stored and/or transmitted in whole or in part by any manner of electronic, mechanical, photocopying, recording, broadcasting or otherwise now known or herein after developed without the previous express consent by the copyright owner, except for reproduction in daily press and regular printed publications on sale to the public within 60 days of the event related to those data/results and always provided that copyright symbol appears together as follows below.

© DORNA WSBK ORGANIZATION Srl 2017

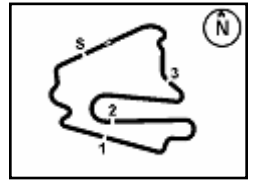
FIKX PERUGIA TIMING



Official Tyre Supplier



Official Timekeeper



Lausitzring 4.265 m

## German Round, 18-19-20 August 2017

### World Superbike - Starting Grid - Race 1

21 Laps x 4,265 km = 89,565 km

Pos	Number	Name	Team	Time	SP
1	66	SYKES T.	Kawasaki	1'36.121	SP2
2	1	REA J.	Kawasaki	1'36.334	SP2
3	32	SAVADORI L.	Aprilia	1'36.463	SP2
4	33	MELANDRI M.	Ducati	1'36.700	SP2
5	81	TORRES J.	BMW	1'36.739	SP2
6	7	DAVIES C.	Ducati	1'36.761	SP2
7	22	LOWES A.	Yamaha	1'36.774	SP2
8	50	LAVERTY E.	Aprilia	1'36.796	SP2
9	2	CAMIER L.	MV Agusta	1'36.931	SP2
10	21	REITERBERGER M.	BMW	1'37.243	SP2
11	60	VAN DER MARK M.	Yamaha	1'37.532	SP2
12	12	FORÉS X.	Ducati	1'37.834	SP2
13	35	DE ROSA R.	BMW	1'38.194	SP1
14	36	MERCADO L.	Aprilia	1'38.456	SP1
15	86	BADOVINI A.	Kawasaki	1'38.603	SP1
16	34	GIUGLIANO D.	Honda	1'39.223	SP1
17	37	JEZEK O.	Kawasaki	1'39.252	SP1
18	88	KRUMMENACHER R.	Kawasaki	1'39.319	SP1
19	40	RAMOS R.	Kawasaki	1'39.388	SP1
20	19	SZKOPEK P.	Yamaha	1'39.803	SP1
21	84	RUSSO R.	Kawasaki	1'39.904	SP1
22	55	ROCCOLI M.	Yamaha	1'40.634	SP1

N.6 (Bradl S.) will not take part in the race

19/08/2017 Jury President .....

..... Race Director

These data/results cannot be reproduced, stored and/or transmitted in whole or in part by any manner of electronic, mechanical, photocopying, recording, broadcasting or otherwise now known or herein after developed without the previous express consent by the copyright owner, except for reproduction in daily press and regular printed publications on sale to the public within 60 days of the event related to those data/results and always provided that copyright symbol appears together as follows below.

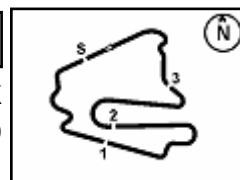
© DORNA WSBK ORGANIZATION Srl 2017

**FICR PERUGIA TIMING**


Official Tyre Supplier



Official Timekeeper



Lausitzring 4.265 m

1 / 2

## German Round, 18-19-20 August 2017

### World Superbike - Results Superpole 2

No.	Rider	Nat	Team	Bike	Time	Gap	Rel.	Laps	Speed	
									Avg	Max
1	<b>66</b> T. SYKES	GBR	Kawasaki Racing Team	Kawasaki ZX-10RR	<b>1'36.121</b>			6	159,736	<b>281,3</b>
2	<b>1</b> J. REA	GBR	Kawasaki Racing Team	Kawasaki ZX-10RR	<b>1'36.334</b>	0.213	0.213	6	159,383	<b>282,8</b>
3	<b>32</b> L. SAVADORI	ITA	Milwaukee Aprilia	Aprilia RSV4 RF	<b>1'36.463</b>	0.342	0.129	6	159,170	<b>280,6</b>
4	<b>33</b> M. MELANDRI	ITA	Aruba.it Racing - Ducati	Ducati Panigale R	<b>1'36.700</b>	0.579	0.237	7	158,780	<b>285,8</b>
5	<b>81</b> J. TORRES	ESP	Althea BMW Racing Team	BMW S 1000 RR	<b>1'36.739</b>	0.618	0.039	7	158,716	<b>281,3</b>
6	<b>7</b> C. DAVIES	GBR	Aruba.it Racing - Ducati	Ducati Panigale R	<b>1'36.761</b>	0.640	0.022	6	158,680	<b>280,6</b>
7	<b>22</b> A. LOWES	GBR	Pata Yamaha Official WorldSBK Team	Yamaha YZF R1	<b>1'36.774</b>	0.653	0.013	7	158,658	<b>279,8</b>
8	<b>50</b> E. LAVERTY	IRL	Milwaukee Aprilia	Aprilia RSV4 RF	<b>1'36.796</b>	0.675	0.022	6	158,622	<b>286,6</b>
9	<b>2</b> L. CAMIER	GBR	MV Agusta Reparto Corse	MV Agusta 1000 F4	<b>1'36.931</b>	0.810	0.135	7	158,401	<b>274,1</b>
10	<b>21</b> M. REITERBERGER	GER	Van Zon Remeha BMW	BMW S 1000 RR	<b>1'37.243</b>	1.122	0.312	7	157,893	<b>279,1</b>
11	<b>60</b> M. VAN DER MARK	NED	Pata Yamaha Official WorldSBK Team	Yamaha YZF R1	<b>1'37.532</b>	1.411	0.289	7	157,425	<b>279,1</b>
12	<b>12</b> X. FORÉS	ESP	BARNI Racing Team	Ducati Panigale R	<b>1'37.834</b>	1.713	0.302	7	156,939	<b>278,4</b>

AIR	Humidity:	76%	Temp:	18°C
TRACK	Condition:	Dry	Temp:	26°C

Records	Pole (SP2)	2016	C.Davies	1'37.883	156,860	Km/h
	Race (RC1)	2016	C.Davies	1'37.357	157,710	Km/h
	Circuit (FP2)	2017	T.Sykes	1'37.172	158,010	Km/h

Start	End	The results are provisional until the end of the time limit for protests and appeals and the completion of the technical checks.
19/08/2017	10.55 - 11:12	

These data/results cannot be reproduced, stored and/or transmitted in whole or in part by any manner of electronic, mechanical, photocopying, recording, broadcasting or otherwise now known or herein after developed without the previous express consent by the copyright owner, except for reproduction in daily press and regular printed publications on sale to the public within 60 days of the event related to those data/results and always provided that copyright symbol appears together as follows below.

© DORNA WSBK ORGANIZATION Srl 2017



## German Round, 18-19-20 August 2017

### World Superbike - Results Superpole 2

#### Session Highlights

Local Time	No. Rider	Description
10.55.00		Start
10.58.20		New Best Lap
11.09.32	<b>60 M. VAN DER MARK</b>	Lap Cancelled - Exceeded Track Limits - Turn 1
11.12.06		End Of Session

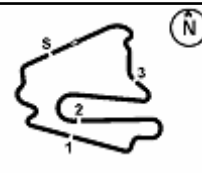
#### Fastest Laps Sequence

No.	Rider	Nat	Team	Bike	Local Time	Time	Gap	Avg
1	J. REA	GBR	Kawasaki Racing Team	Kawasaki ZX-10RR	10:58'16.771	<b>1'37.021</b>		158,254
50	E. LAVERTY	IRL	Milwaukee Aprilia	Aprilia RSV4 RF	10:58'17.751	<b>1'36.854</b>	-0.167	158,527
33	M. MELANDRI	ITA	Aruba.it Racing - Ducati	Ducati Panigale R	11:00'14.631	<b>1'36.827</b>	-0.027	158,571
7	C. DAVIES	GBR	Aruba.it Racing - Ducati	Ducati Panigale R	11:06'59.224	<b>1'36.761</b>	-0.066	158,680
33	M. MELANDRI	ITA	Aruba.it Racing - Ducati	Ducati Panigale R	11:08'16.707	<b>1'36.700</b>	-0.061	158,780
66	T. SYKES	GBR	Kawasaki Racing Team	Kawasaki ZX-10RR	11:08'53.062	<b>1'36.121</b>	-0.579	159,736

19/08/2017      Start      End      The results are provisional until the end of the time limit for protests and appeals and the completion of the technical checks.

These data/results cannot be reproduced, stored and/or transmitted in whole or in part by any manner of electronic, mechanical, photocopying, recording, broadcasting or otherwise now known or herein after developed without the previous express consent by the copyright owner, except for reproduction in daily press and regular printed publications on sale to the public within 60 days of the event related to those data/results and always provided that copyright symbol appears together as follows below.

© DORNA WSBK ORGANIZATION Srl 2017



Lausitzring 4.265 m

## German Round, 18-19-20 August 2017 World Superbike - Best Sector & Speed Superpole 2

BEST LAP			
1	66 T. SYKES	Kawasaki ZX-10RR	1'36.121
2	1 J. REA	Kawasaki ZX-10RR	1'36.334
3	32 L. SAVADORI	Aprilia RSV4 RF	1'36.463
4	33 M. MELANDRI	Ducati Panigale R	1'36.700
5	81 J. TORRES	BMW S 1000 RR	1'36.739
6	7 C. DAVIES	Ducati Panigale R	1'36.761
7	22 A. LOWES	Yamaha YZF R1	1'36.774
8	50 E. LAVERTY	Aprilia RSV4 RF	1'36.796
9	2 L. CAMIER	MV Agusta 1000 F4	1'36.931
10	21 M. REITERBERGER	BMW S 1000 RR	1'37.243
11	60 M. VAN DER MARK	Yamaha YZF R1	1'37.532
12	12 X. FORÉS	Ducati Panigale R	1'37.834

SPEED			
1	50 E. LAVERTY	Aprilia RSV4 RF	286.6
2	33 M. MELANDRI	Ducati Panigale R	285.8
3	1 J. REA	Kawasaki ZX-10RR	282.8
4	81 J. TORRES	BMW S 1000 RR	281.3
5	66 T. SYKES	Kawasaki ZX-10RR	281.3
6	32 L. SAVADORI	Aprilia RSV4 RF	280.6
7	7 C. DAVIES	Ducati Panigale R	280.6
8	22 A. LOWES	Yamaha YZF R1	279.8
9	60 M. VAN DER MARK	Yamaha YZF R1	279.1
10	21 M. REITERBERGER	BMW S 1000 RR	279.1
11	12 X. FORÉS	Ducati Panigale R	278.4
12	2 L. CAMIER	MV Agusta 1000 F4	274.1

SEG. 1			SEG. 2			SEG. 3			SEG. 4		
1	66 T. SYKES	25.694	1	66 T. SYKES	29.829	1	22 A. LOWES	21.824	1	1 J. REA	18.615
2	1 J. REA	25.702	2	33 M. MELANDRI	29.906	2	66 T. SYKES	21.857	2	66 T. SYKES	18.741
3	32 L. SAVADORI	25.722	3	81 J. TORRES	29.960	3	50 E. LAVERTY	21.871	3	32 L. SAVADORI	18.795
4	50 E. LAVERTY	25.778	4	50 E. LAVERTY	29.971	4	2 L. CAMIER	21.880	4	33 M. MELANDRI	18.816
5	7 C. DAVIES	25.792	5	7 C. DAVIES	29.987	5	32 L. SAVADORI	21.921	5	50 E. LAVERTY	18.857
6	33 M. MELANDRI	25.794	6	1 J. REA	30.018	6	1 J. REA	21.925	6	22 A. LOWES	18.884
7	2 L. CAMIER	25.807	7	32 L. SAVADORI	30.025	7	81 J. TORRES	21.939	7	7 C. DAVIES	18.925
8	81 J. TORRES	25.862	8	60 M. VAN DER MARK	30.107	8	60 M. VAN DER MARK	21.947	8	2 L. CAMIER	18.925
9	22 A. LOWES	25.954	9	22 A. LOWES	30.112	9	7 C. DAVIES	21.993	9	81 J. TORRES	18.938
10	21 M. REITERBERGE	26.006	10	21 M. REITERBERGE	30.120	10	21 M. REITERBERGE	21.997	10	21 M. REITERBERGE	18.951
11	60 M. VAN DER MARK	26.190	11	2 L. CAMIER	30.176	11	33 M. MELANDRI	22.002	11	60 M. VAN DER MARK	18.983
12	12 X. FORÉS	26.292	12	12 X. FORÉS	30.312	12	12 X. FORÉS	22.150	12	12 X. FORÉS	19.016

19/08/2017

These data/results cannot be reproduced, stored and/or transmitted in whole or in part by any manner of electronic, mechanical, photocopying, recording, broadcasting or otherwise now known or herein after developed without the previous express consent by the copyright owner, except for reproduction in daily press and regular printed publications on sale to the public within 60 days of the event related to those data/results and always provided that copyright symbol appears together as follows below.

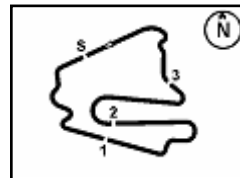
© DORNA WSBK ORGANIZATION Srl 2017

**FICR PERUGIA TIMING**


Official Tyre Supplier



Official Timekeeper



Lausitzring 4.265 m

## German Round, 18-19-20 August 2017

### World Superbike - Ideal Times Superpole 2

Rider No.	Nat	Bike	Seg. 1 Diff. 1	Seg. 2 Diff. 2	Seg. 3 Diff. 3	Seg. 4 Diff. 4	Ideal Time			
							Best Lap	Pos.	Diff.	
1	<b>66 T. SYKES</b>	GBR	Kawasaki ZX-10RR	<b>25.694</b>	<b>29.829</b>	21.857	18.741	<b>1'36.121</b>	1	
2	<b>1 J. REA</b>	GBR	Kawasaki ZX-10RR	25.702 0.074	30.018	21.925	<b>18.615</b>	<b>1'36.260</b>	2	0.074
3	<b>32 L. SAVADORI</b>	ITA	Aprilia RSV4 RF	25.722	30.025	21.921	18.795	<b>1'36.463</b>	3	
4	<b>50 E. LAVERTY</b>	IRL	Aprilia RSV4 RF	25.778 0.118	29.971	21.871 0.124	18.857 0.077	<b>1'36.477</b>	8	0.319
5	<b>33 M. MELANDRI</b>	ITA	Ducati Panigale R	25.794	29.906 0.182	22.002	18.816	<b>1'36.518</b>	4	0.182
6	<b>7 C. DAVIES</b>	GBR	Ducati Panigale R	25.792 0.015	29.987 0.049	21.993	18.925	<b>1'36.697</b>	6	0.064
7	<b>81 J. TORRES</b>	ESP	BMW S 1000 RR	25.862	29.960	21.939	18.938 0.040	<b>1'36.699</b>	5	0.040
8	<b>22 A. LOWES</b>	GBR	Yamaha YZF R1	25.954	30.112	<b>21.824</b>	18.884	<b>1'36.774</b>	7	
9	<b>2 L. CAMIER</b>	GBR	MV Agusta 1000 F4	25.807 0.059	30.176	21.880	18.925 0.084	<b>1'36.788</b>	9	0.143
10	<b>21 M. REITERBERGER</b>	GER	BMW S 1000 RR	26.006	30.120 0.032	21.997	18.951 0.137	<b>1'37.074</b>	10	0.169
11	<b>60 M. VAN DER MARK</b>	NED	Yamaha YZF R1	26.190 0.161	30.107	21.947 0.144	18.983	<b>1'37.227</b>	11	0.305
12	<b>12 X. FORÉS</b>	ESP	Ducati Panigale R	26.292 0.039	30.312	22.150	19.016 0.025	<b>1'37.770</b>	12	0.064
<b>Overall Ideal Time</b>				25.694	29.829	21.824	18.615	<b>1'35.962</b>		

19/08/2017

These data/results cannot be reproduced, stored and/or transmitted in whole or in part by any manner of electronic, mechanical, photocopying, recording, broadcasting or otherwise now known or herein after developed without the previous express consent by the copyright owner, except for reproduction in daily press and regular printed publications on sale to the public within 60 days of the event related to those data/results and always provided that copyright symbol appears together as follows below.

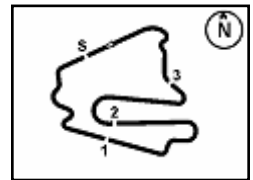
© DORNA WSBK ORGANIZATION Srl 2017

**FIAT PERUGIA TIMING**


Official Tyre Supplier



Official Timekeeper



Lausitzring 4.265 m

## German Round, 18-19-20 August 2017 World Superbike - Chronological Analysis Superpole 2

### 1° 66 T. SYKES (1'36.121)

Lap	Seg.1	Seg.2	Seg.3	Seg.4	Lap Time	km/h	Local Time
		32.074	26.116	19.095			10:57'31.509
1	26.118	30.272	22.118	18.839	1'37.347	280,6	10:59'08.856
2	25.907	30.108	22.067	18.902	1'36.984	280,6	11:00'45.840
3	26.873	31.158	22.803	27.178	1'48.012P	280,6	11:02'33.852
4	3'30.691	31.137	22.263	18.998	4'43.089P		11:07'16.941
5	<b>25.694</b>	<b>29.829</b>	<b>21.857</b>	<b>18.741</b>	<b>1'36.121</b>	<b>281,3</b>	11:08'53.062
6	25.795	31.594	22.664	19.602	1'39.655	279,8	11:10'32.717

### 2° 1 J. REA (1'36.334)

Lap	Seg.1	Seg.2	Seg.3	Seg.4	Lap Time	km/h	Local Time
		30.918	22.527	18.899			10:56'39.750
1	25.960	30.238	22.089	18.734	1'37.021	279,8	10:58'16.771
2	26.145	30.204	22.153	19.006	1'37.508	280,6	10:59'54.279
3	26.145	31.034	22.333	28.427	1'47.939P	280,6	11:01'42.218
4	4'25.877	31.159	22.387	18.790	5'38.213P		11:07'20.431
5	<b>25.702</b>	30.036	22.112	18.788	1'36.638	281,3	11:08'57.069
6	25.776	<b>30.018</b>	<b>21.925</b>	<b>18.615</b>	<b>1'36.334</b>	<b>282,8</b>	11:10'33.403

### 3° 32 L. SAVADORI (1'36.463)

Lap	Seg.1	Seg.2	Seg.3	Seg.4	Lap Time	km/h	Local Time
		31.696	22.845	19.382			10:56'43.029
1	26.066	30.341	22.010	18.928	1'37.345	274,8	10:58'20.374
2	26.134	30.253	22.042	19.023	1'37.452	277,7	10:59'57.826
3	27.525	31.815	23.030	27.819	1'50.189P	274,1	11:01'48.015
4	4'18.008	33.696	22.509	18.959	5'33.172P		11:07'21.187
5	<b>25.722</b>	<b>30.025</b>	<b>21.921</b>	<b>18.795</b>	<b>1'36.463</b>	277,7	11:08'57.650
6	40.452	39.134	23.271	19.429	2'02.286	<b>280,6</b>	11:10'59.936

### 4° 33 M. MELANDRI (1'36.700)

Lap	Seg.1	Seg.2	Seg.3	Seg.4	Lap Time	km/h	Local Time
		32.518	23.319	19.686			10:57'00.282
1	25.904	30.107	22.280	19.231	1'37.522	281,3	10:58'37.804
2	25.887	<b>29.906</b>	22.207	18.827	1'36.827	284,3	11:00'14.631
3	27.586	31.857	23.371	29.071	1'51.885P	285,0	11:02'06.516
4	3'19.566	32.033	22.771	19.121	4'33.491P		11:06'40.007
5	<b>25.794</b>	30.088	<b>22.002</b>	<b>18.816</b>	<b>1'36.700</b>	<b>285,8</b>	11:08'16.707
6	25.880	29.982	22.031	18.866	1'36.759	284,3	11:09'53.466
7	30.488	31.950	23.201	30.026	1'55.665P	284,3	11:11'49.131

### 5° 81 J. TORRES (1'36.739)

Lap	Seg.1	Seg.2	Seg.3	Seg.4	Lap Time	km/h	Local Time
		31.720	22.738	19.311			10:56'51.606
1	26.251	30.253	22.282	19.096	1'37.882	274,8	10:58'29.488
2	26.188	30.241	22.604	18.969	1'38.002	277,7	11:00'07.490
3	25.944	30.117	22.217	19.091	1'37.369	279,1	11:01'44.859
4	26.165	30.481	22.601	28.324	1'47.571P	277,0	11:03'32.430
5	2'51.736	31.604	22.708	19.324	4'05.372P		11:07'37.802
6	<b>25.862</b>	<b>29.960</b>	<b>21.939</b>	18.978	<b>1'36.739</b>	279,1	11:09'14.541
7	25.911	29.977	21.995	<b>18.938</b>	1'36.821	<b>281,3</b>	11:10'51.362

### 6° 7 C. DAVIES (1'36.761)

Lap	Seg.1	Seg.2	Seg.3	Seg.4	Lap Time	km/h	Local Time
		31.860	23.691	19.300			10:57'26.970
1	<b>25.792</b>	30.292	22.051	19.019	1'37.154	277,7	10:59'04.124
2	26.014	30.294	22.184	29.596	1'48.088P	<b>280,6</b>	11:00'52.212
3	3'13.861	33.406	23.352	19.632	4'30.251P		11:05'22.463
4	25.807	30.036	<b>21.993</b>	<b>18.925</b>	<b>1'36.761</b>	278,4	11:06'59.224
5	25.878	<b>29.987</b>	22.017	18.929	1'36.811	278,4	11:08'36.035
6	25.807	30.189	22.072	18.993	1'37.061	278,4	11:10'13.096

### 7° 22 A. LOWES (1'36.774)

Lap	Seg.1	Seg.2	Seg.3	Seg.4	Lap Time	km/h	Local Time
		31.598	22.868	19.423			10:57'09.554
1	26.346	30.160	21.950	19.050	1'37.506	277,7	10:58'47.060
2	26.089	30.325	22.133	19.224	1'37.771	<b>279,8</b>	11:00'24.831

3	26.337	30.129	22.149	30.161	1'48.776P	278,4	11:02'13.607
4	3'08.890	31.741	22.847	19.346	4'22.824P		11:06'36.431
5	26.012	30.151	21.944	19.017	1'37.124	279,1	11:08'13.555
6	<b>25.954</b>	<b>30.112</b>	<b>21.824</b>	<b>18.884</b>	<b>1'36.774</b>	<b>279,8</b>	11:09'50.329
7	29.293	31.286	22.940	19.868	1'43.387	<b>279,8</b>	11:11'33.716

### 8° 50 E. LAVERTY (1'36.796)

Lap	Seg.1	Seg.2	Seg.3	Seg.4	Lap Time	km/h	Local Time
		30.990	22.427	19.159			10:56'40.897
1	26.072	30.001	21.924	<b>18.857</b>	1'36.854	282,8	10:58'17.751
2	25.858	30.111	21.918	19.364	1'37.251	285,0	10:59'55.002
3	27.260	30.625	22.759	29.320	1'49.964P	269,3	11:01'44.966
4	4'42.915	32.084	23.100	19.945	5'58.044P		11:07'43.010
5	25.896	<b>29.971</b>	21.995	18.934	<b>1'36.796</b>	282,8	11:09'19.806
6	<b>25.778</b>	30.180	<b>21.871</b>	18.982	1'36.811	<b>286,6</b>	11:10'56.617

### 9° 2 L. CAMIER (1'36.931)

Lap	Seg.1	Seg.2	Seg.3	Seg.4	Lap Time	km/h	Local Time
		31.922	26.267	19.512			10:56'57.412
1	26.176	30.591	22.288	19.062	1'38.117	272,7	10:58'35.529
2	26.030	30.425	22.195	19.032	1'37.682	272,7	11:00'13.211
3	29.454	31.786	23.220	30.309	1'54.769P	273,4	11:02'07.980
4	2'31.386	33.096	23.357	19.436	3'47.275P		11:05'55.255
5	25.863	30.193	22.037	<b>18.925</b>	1'37.018	272,7	11:07'32.273
6	25.866	<b>30.176</b>	<b>21.880</b>	19.009	<b>1'36.931</b>	<b>274,1</b>	11:09'09.204
7	<b>25.807</b>	30.395	21.900	19.162	1'37.264	273,4	11:10'46.468

### 10° 21 M. REITERBERGER (1'37.243)

Lap	Seg.1	Seg.2	Seg.3	Seg.4	Lap Time	km/h	Local Time
		31.371	22.645	19.250			10:56'41.969
1	26.152	30.129	22.152	<b>18.951</b>	1'37.384	278,4	10:58'19.353
2	26.227	30.217	22.153	19.021	1'37.618	278,4	10:59'56.971
3	26.570	30.903	22.793	28.270	1'48.536P	<b>279,1</b>	11:01'45.507
4	2'50.721	31.952	23.181	19.408	4'05.262P		11:05'50.769
5	26.172	<b>30.120</b>	22.192	19.288	1'37.772	277,7	11:07'28.541
6	<b>26.006</b>	30.152	<b>21.997</b>	19.088	<b>1'37.243</b>	277,7	11:09'05.784
7	26.175	30.201	22.203	19.153	1'37.732	<b>279,1</b>	11:10'43.516

### 11° 60 M. VAN DER MARK (1'37.532)

Lap	Seg.1	Seg.2	Seg.3	Seg.4	Lap Time	km/h	Local Time
		30.768	22.141	19.162			10:56'48.116
1	26.289	30.324	22.102	19.032	1'37.747	277,7	10:58'25.863
2	26.345	30.487	22.209	19.129	1'38.170	277,0	11:00'04.033
3	30.602	30.504	22.257	28.660	1'52.023P	278,4	11:01'56.056
4	2'45.786	32.946	23.352	19.106	4'01.190P		11:05'57.246
5	26.351	<b>30.107</b>	22.091	<b>18.983</b>	<b>1'37.532</b>	277,7	11:07'34.778
6	<b>26.190</b>	30.402	<b>21.947</b>	19.032	1'37.571	<b>279,1</b>	11:09'12.349
7	38.031	32.423	22.516	19.649	1'52.619C	<b>279,1</b>	11:11'04.968

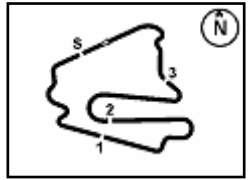
### 12° 12 X. FORÉS (1'37.834)

Lap	Seg.1	Seg.2	Seg.3	Seg.4	Lap Time	km/h	Local Time
		31.271	23.406	19.649			10:56'55.672
1	26.355	32.597	22.393	19.139	1'40.484	275,5	10:58'36.156
2	26.331	<b>30.312</b>	<b>22.150</b>	19.041	<b>1'37.834</b>	<b>278,4</b>	11:00'13.990
3	27.011	31.029	22.907	29.112	1'50.059P	277,0	11:02'04.049
4	3'03.637	34.358	22.671	19.393	4'20.059P		11:06'24.108
5	26.329	30.420	22.325	19.183	1'38.257	277,0	11:08'02.365
6	<b>26.292</b>	30.336	22.219	<b>19.016</b>	1'37.863	<b>278,4</b>	11:09'40.228
7	26.424	30.426	25.405	23.146	1'45.401	277,7	11:11'25.629

19/08/2017

**P = Pits In/Out - C = Lap-Time Cancelled**

These data/results cannot be reproduced, stored and/or transmitted in whole or in part by any manner of electronic, mechanical, photocopying, recording, broadcasting or otherwise now known or herein after developed without the previous express consent by the copyright owner, except for reproduction in daily press and regular printed publications on sale to the public within 60 days of the event related to those data/results




Lausitzring 4.265 m

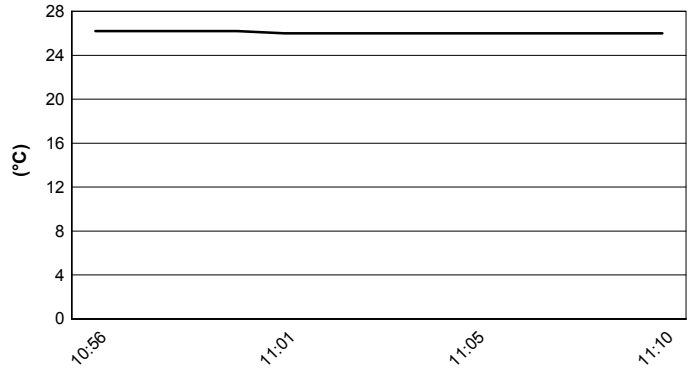
**German Round, 18-19-20 August 2017**  
**World Superbike - Weather Report Superpole 2**

Session started 10:55      Session ended 11:12


**Air Temperature**



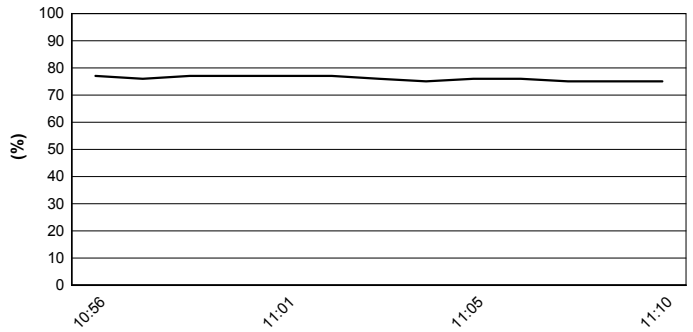
**Track Temperature**



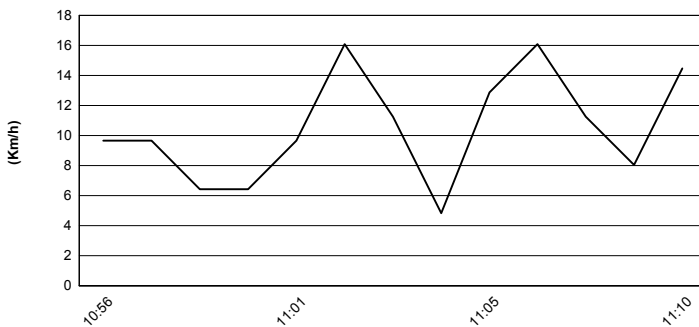
**Air Pressure**



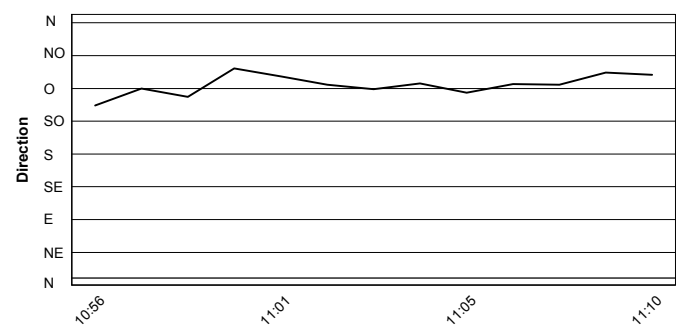
**Humidity**



**Wind Speed**



**Wind Direction**



19/08/2017

These data/results cannot be reproduced, stored and/or transmitted in whole or in part by any manner of electronic, mechanical, photocopying, recording, broadcasting or otherwise now known or herein after developed without the previous express consent by the copyright owner, except for reproduction in daily press and regular printed publications on sale to the public within 60 days of the event related to those data/results and always provided that copyright symbol appears together as follows below.  
© DORNA WSBK ORGANIZATION Srl 2017



Official Tyre Supplier



Official Timekeeper





## German Round, 18-19-20 August 2017 World Superbike - TISSOT Superpole Award

Lausitzring 4.265 m

Points	Points From First	Points From Previous	February 26	March 12	April 2	April 30	May 14	May 28	June 18	July 9	August 20	September 17	October 1	October 22	November 4			
			PHILLIP ISLAND	BURIRAM	ARAGÓN	ASSEN	IMOLA	DONINGTON PARK	MISANO	LAGUNA SECA	LAUSITZRING	PORTIMÃO	MAGNY COURS	JEREZ	LOSAIL			
<b>1 SYKES</b> Tom (GBR)	<b>196</b>		<b>20</b>	<b>20</b>	<b>16</b>	<b>20</b>	<b>20</b>	<b>25</b>	<b>25</b>	<b>25</b>	<b>25</b>							
<b>2 REA</b> Jonathan (GBR)	<b>191</b>	<b>5</b>	<b>25</b>	<b>25</b>	<b>20</b>	<b>25</b>	<b>16</b>	<b>20</b>	<b>20</b>	<b>20</b>	<b>20</b>							
<b>3 DAVIES</b> Chaz (GBR)	<b>145</b>	<b>51</b>	<b>46</b>	<b>13</b>	<b>11</b>	<b>25</b>	<b>16</b>	<b>25</b>	<b>16</b>	<b>13</b>	<b>16</b>	<b>10</b>						
<b>4 MELANDRI</b> Marco (ITA)	<b>120</b>	<b>76</b>	<b>25</b>	<b>16</b>	<b>16</b>	<b>13</b>	<b>11</b>	<b>11</b>	<b>11</b>	<b>16</b>	<b>13</b>	<b>13</b>						
<b>5 LOWES</b> Alex (GBR)	<b>76</b>	<b>120</b>	<b>44</b>	<b>11</b>	<b>13</b>	<b>4</b>	<b>4</b>	<b>5</b>	<b>13</b>	<b>9</b>	<b>8</b>	<b>9</b>						
<b>6 FORÉS</b> Xavi (ESP)	<b>75</b>	<b>121</b>	<b>1</b>	<b>8</b>	<b>8</b>	<b>11</b>	<b>9</b>	<b>9</b>	<b>9</b>	<b>8</b>	<b>9</b>	<b>4</b>						
<b>7 LAVERTY</b> Eugene (IRL)	<b>74</b>	<b>122</b>	<b>1</b>	<b>3</b>	<b>9</b>	<b>7</b>	<b>10</b>	<b>10</b>	<b>10</b>	<b>6</b>	<b>11</b>	<b>8</b>						
<b>8 SAVADORI</b> Lorenzo (ITA)	<b>65</b>	<b>131</b>	<b>9</b>	<b>10</b>	<b>7</b>		<b>13</b>	<b>6</b>	<b>4</b>	<b>3</b>	<b>6</b>	<b>16</b>						
<b>9 VAN DER MARK</b> Michael (NED)	<b>64</b>	<b>132</b>	<b>1</b>	<b>6</b>	<b>10</b>	<b>9</b>	<b>8</b>	<b>7</b>	<b>5</b>	<b>11</b>	<b>3</b>	<b>5</b>						
<b>10 CAMIER</b> Leon (GBR)	<b>61</b>	<b>135</b>	<b>3</b>	<b>7</b>	<b>5</b>	<b>1</b>	<b>5</b>	<b>13</b>	<b>6</b>	<b>10</b>	<b>7</b>	<b>7</b>						
<b>11 TORRES</b> Jordi (ESP)	<b>58</b>	<b>138</b>	<b>3</b>	<b>9</b>	<b>6</b>	<b>10</b>	<b>7</b>		<b>3</b>	<b>7</b>	<b>5</b>	<b>11</b>						
<b>12 MERCADO</b> Leandro (ARG)	<b>37</b>	<b>159</b>	<b>21</b>			<b>8</b>		<b>8</b>	<b>7</b>	<b>2</b>	<b>10</b>	<b>2</b>						
<b>13 HAYDEN</b> Nicky (USA)	<b>22</b>	<b>174</b>	<b>15</b>	<b>5</b>	<b>2</b>	<b>6</b>	<b>6</b>	<b>3</b>										
<b>14 REITERBERGER</b> Markus (GER)	<b>17</b>	<b>179</b>	<b>5</b>	<b>4</b>	<b>4</b>	<b>3</b>					<b>6</b>							
<b>15 KRUMMENACHER</b> Randy (SUI)	<b>16</b>	<b>180</b>	<b>1</b>	<b>2</b>	<b>3</b>		<b>3</b>	<b>1</b>	<b>2</b>	<b>5</b>								
<b>16 BRADL</b> Stefan (GER)	<b>11</b>	<b>185</b>	<b>5</b>	<b>1</b>		<b>5</b>		<b>4</b>			<b>1</b>							
<b>17 RAMOS</b> Román (ESP)	<b>10</b>	<b>186</b>	<b>1</b>			<b>2</b>	<b>1</b>	<b>2</b>		<b>4</b>	<b>1</b>							
<b>18 HASLAM</b> Leon (GBR)	<b>8</b>	<b>188</b>	<b>2</b>						<b>8</b>									
<b>19 DE ANGELIS</b> Alex (RSM)	<b>8</b>	<b>188</b>	<b>0</b>		<b>1</b>		<b>2</b>		<b>1</b>		<b>4</b>							
<b>20 DE ROSA</b> Raffaele (ITA)	<b>6</b>	<b>190</b>	<b>2</b>							<b>1</b>	<b>2</b>	<b>3</b>						

19/08/2017

These data/results cannot be reproduced, stored and/or transmitted in whole or in part by any manner of electronic, mechanical, photocopying, recording, broadcasting or otherwise now known or herein after developed without the previous express consent by the copyright owner, except for reproduction in daily press and regular printed publications on sale to the public within 60 days of the event related to those data/results and always provided that copyright symbol appears together as follows below.

© DORNA WSBK ORGANIZATION Srl 2016

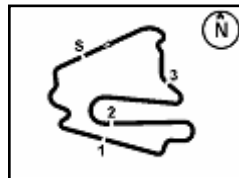
FCR PERUGIA TIMING



Official Tyre Supplier



Official Timekeeper



Lausitzring 4.265 m

## German Round, 18-19-20 August 2017 World Superbike - Superpole Ranking

	2014	2015	2016	2017
<b>01 Phillip Island Grand Prix Circuit</b>	Guintoli (Fra) Apr 1'30.038 (177,7 Km/h)	Rea (Gbr) Kaw 1'31.212 (175,4 Km/h)	Sykes (Gbr) Kaw 1'30.020 (177,8 Km/h)	Rea (Gbr) Kaw 1'29.573 (178,6 Km/h)
<b>02 Chang International Circuit</b>		Rea (Gbr) Kaw 1'33.382 (175,6 Km/h)	van der Mark (Ned) Hon 1'33.452 (175,4 Km/h)	Rea (Gbr) Kaw 1'32.957 (176,4 Km/h)
<b>03 Motorland Aragon</b>	Sykes (Gbr) Kaw 1'56.479 (165,2 Km/h)	Haslam (Gbr) Apr 1'49.664 (166,7 Km/h)	Sykes (Gbr) Kaw 1'49.374 (167,1 Km/h)	Davies (Gbr) Duc 1'49.319 (167,2 Km/h)
<b>04 TT Circuit Assen</b>	Baz (Fra) Kaw 1'34.357 (173,3 Km/h)	Sykes (Gbr) Kaw 1'34.789 (172,5 Km/h)	Sykes (Gbr) Kaw 1'35.440 (171,3 Km/h)	Rea (Gbr) Kaw 1'33.505 (174,9 Km/h)
<b>05 Autodromo Internazionale Enzo e Dino</b>	Rea (Gbr) Hon 1'46.289 (167,2 Km/h)	Giugliano (Ita) Duc 1'46.382 (167,0 Km/h)	Davies (Gbr) Duc 1'45.598 (168,3 Km/h)	Davies (Gbr) Duc 1'45.662 (168,2 Km/h)
<b>06 Donington Park</b>	Giugliano (Ita) Duc 1'44.903 (138,1 Km/h)	Sykes (Gbr) Kaw 1'27.071 (166,3 Km/h)	Sykes (Gbr) Kaw 1'26.712 (167,0 Km/h)	Sykes (Gbr) Kaw 1'26.641 (167,2 Km/h)
<b>07 Misano World Circuit "Marco Simoncelli"</b>	Sykes (Gbr) Kaw 1'34.883 (160,3 Km/h)	Sykes (Gbr) Kaw 1'34.214 (161,5 Km/h)	Sykes (Gbr) Kaw 1'34.037 (161,8 Km/h)	Sykes (Gbr) Kaw 1'33.662 (162,4 Km/h)
<b>08 Laguna Seca Raceway</b>	Sykes (Gbr) Kaw 1'21.811 (158,9 Km/h)	Davies (Gbr) Duc 1'22.101 (158,3 Km/h)	Sykes (Gbr) Kaw 1'22.155 (158,2 Km/h)	Sykes (Gbr) Kaw 1'22.476 (157,6 Km/h)
<b>09 Lausitzring</b>			Davies (Gbr) Duc 1'37.883 (156,9 Km/h)	Sykes (Gbr) Kaw 1'36.121 (159,7 Km/h)
<b>10 Autódromo Internacional do Algarve</b>	Sykes (Gbr) Kaw 1'42.484 (161,3 Km/h)	Giugliano (Ita) Duc 1'41.764 (162,4 Km/h)		
<b>11 Magny-Cours</b>	Sykes (Gbr) Kaw 1'36.366 (164,8 Km/h)	Haslam (Gbr) Apr 1'56.404 (136,4 Km/h)	Rea (Gbr) Kaw 1'52.881 (140,7 Km/h)	
<b>12 Jerez</b>	Baz (Fra) Kaw 1'40.298 (158,8 Km/h)	Sykes (Gbr) Kaw 1'40.292 (158,8 Km/h)	Sykes (Gbr) Kaw 1'39.190 (160,5 Km/h)	
<b>13 Losail International Circuit</b>	Giugliano (Ita) Duc 1'57.033 (165,5 Km/h)	Sykes (Gbr) Kaw 1'56.821 (165,8 Km/h)	Rea (Gbr) Kaw 1'56.356 (166,5 Km/h)	

### 2017

- 4 T. Sykes
- 3 J. Rea
- 2 C. Davies

### ALL TIMES

- |               |                |                  |                   |
|---------------|----------------|------------------|-------------------|
| 43 T. Corser  | 6 J. Kocinski  | 2 A. Yanagawa    | 1 J. Reynolds     |
| 42 T. Sykes   | 6 C. Crutchlow | 2 M. Lucchinelli | 1 S. Hislop       |
| 26 T. Bayliss | 5 D. Giugliano | 2 B. Bostrom     | 1 M. Mladin       |
| 21 C. Fogarty | 5 M. Biaggi    | 2 B. Monti       | 1 R. Xaus         |
| 17 D. Polen   | 5 C. Davies    | 2 M. Campbell    | 1 M. Tamada       |
| 16 N. Hodgson | 4 F. Merkel    | 2 Y. Nagai       | 1 L. Lanzi        |
| 15 C. Edwards | 4 J. Toseland  | 2 M. Neukirchner | 1 M. Fabrizio     |
| 11 J. Rea     | 4 S. Guintoli  | 2 L. Baz         | 1 A. Badovini     |
| 11 B. Spies   | 3 S. Mertens   | 2 E. Laverty     | 1 F. Nieto        |
| 10 P. Chili   | 3 R. Phillis   | 1 M. Doohan      | 1 T. Hill         |
| 10 C. Checa   | 3 S. Martin    | 1 D. Chandler    | 1 J. Hopkins      |
| 9 R. Roche    | 3 C. Vermeulen | 1 P. Goddard     | 1 M. van der Mark |
| 8 G. Falappa  | 3 Y. Kagayama  | 1 M. Dowson      | 1 M. Melandri     |
| 8 S. Russell  | 3 L. Haslam    | 1 A. Vieira      | 1 I. Jaitovich    |
| 8 A. Slight   | 3 J. Smrz      | 1 T. Kipp        |                   |
| 7 N. Haga     | 2 A. Gobert    | 1 S. Crafar      |                   |
| 7 R. Laconi   | 2 D. Tardozi   | 1 R. Burnett     |                   |

19/08/2017

These data/results cannot be reproduced, stored and/or transmitted in whole or in part by any manner of electronic, mechanical, photocopying, recording, broadcasting or otherwise now known or herein after developed without the previous express consent by the copyright owner, except for reproduction in daily press and regular printed publications on sale to the public within 60 days of the event related to those data/results and always provided that copyright symbol appears together as follows below.

© DORNA WSBK ORGANIZATION Srl 2017

FICR PERUGIA TIMING



Official Tyre Supplier



Official Timekeeper