

## German Round, 18-19-20 August 2017

### World Superbike - Results Warm Up

| No. | Rider              | Nat | Team                                | Bike              | Time            | Gap   | Rel.  | Laps | Speed   |              |
|-----|--------------------|-----|-------------------------------------|-------------------|-----------------|-------|-------|------|---------|--------------|
|     |                    |     |                                     |                   |                 |       |       |      | Avg     | Max          |
| 1   | 1 J. REA           | GBR | Kawasaki Racing Team                | Kawasaki ZX-10RR  | <b>1'36.568</b> |       |       | 9    | 158,997 | <b>285,8</b> |
| 2   | 7 C. DAVIES        | GBR | Aruba.it Racing - Ducati            | Ducati Panigale R | <b>1'36.669</b> | 0.101 | 0.101 | 8    | 158,831 | <b>285,8</b> |
| 3   | 66 T. SYKES        | GBR | Kawasaki Racing Team                | Kawasaki ZX-10RR  | <b>1'36.793</b> | 0.225 | 0.124 | 8    | 158,627 | <b>285,8</b> |
| 4   | 50 E. LAVERTY      | IRL | Milwaukee Aprilia                   | Aprilia RSV4 RF   | <b>1'36.812</b> | 0.244 | 0.019 | 7    | 158,596 | <b>288,9</b> |
| 5   | 33 M. MELANDRI     | ITA | Aruba.it Racing - Ducati            | Ducati Panigale R | <b>1'37.181</b> | 0.613 | 0.369 | 8    | 157,994 | <b>289,6</b> |
| 6   | 22 A. LOWES        | GBR | Pata Yamaha Official WorldSBK Team  | Yamaha YZF R1     | <b>1'37.260</b> | 0.692 | 0.079 | 8    | 157,866 | <b>282,8</b> |
| 7   | 21 M. REITERBERGER | GER | Van Zon Remeha BMW                  | BMW S 1000 RR     | <b>1'37.351</b> | 0.783 | 0.091 | 8    | 157,718 | <b>282,0</b> |
| 8   | 32 L. SAVADORI     | ITA | Milwaukee Aprilia                   | Aprilia RSV4 RF   | <b>1'37.384</b> | 0.816 | 0.033 | 7    | 157,665 | <b>282,0</b> |
| 9   | 81 J. TORRES       | ESP | Althea BMW Racing Team              | BMW S 1000 RR     | <b>1'37.418</b> | 0.850 | 0.034 | 7    | 157,609 | <b>283,5</b> |
| 10  | 2 L. CAMIER        | GBR | MV Agusta Reparto Corse             | MV Agusta 1000 F4 | <b>1'37.593</b> | 1.025 | 0.175 | 8    | 157,327 | <b>279,8</b> |
| 11  | 35 R. DE ROSA      | ITA | Althea BMW Racing Team              | BMW S 1000 RR     | <b>1'37.711</b> | 1.143 | 0.118 | 8    | 157,137 | <b>284,3</b> |
| 12  | 12 X. FORÉS        | ESP | BARNI Racing Team                   | Ducati Panigale R | <b>1'37.794</b> | 1.226 | 0.083 | 8    | 157,003 | <b>285,0</b> |
| 13  | 6 S. BRADL         | GER | Red Bull Honda World Superbike Team | Honda CBR1000RR   | <b>1'38.081</b> | 1.513 | 0.287 | 8    | 156,544 | <b>283,5</b> |
| 14  | 60 M. VAN DER MARK | NED | Pata Yamaha Official WorldSBK Team  | Yamaha YZF R1     | <b>1'38.155</b> | 1.587 | 0.074 | 8    | 156,426 | <b>282,0</b> |
| 15  | 34 D. GIUGLIANO    | ITA | Red Bull Honda World Superbike Team | Honda CBR1000RR   | <b>1'38.217</b> | 1.649 | 0.062 | 8    | 156,327 | <b>279,1</b> |
| 16  | 36 L. MERCADO      | ARG | IODARacing                          | Aprilia RSV4 RF   | <b>1'38.230</b> | 1.662 | 0.013 | 8    | 156,307 | <b>285,8</b> |
| 17  | 88 R. KRUMMENACHER | SUI | Kawasaki Puccetti Racing            | Kawasaki ZX-10RR  | <b>1'38.689</b> | 2.121 | 0.459 | 9    | 155,580 | <b>274,1</b> |
| 18  | 40 R. RAMOS        | ESP | Team Kawasaki Go Eleven             | Kawasaki ZX-10RR  | <b>1'39.178</b> | 2.610 | 0.489 | 5    | 154,813 | <b>276,2</b> |
| 19  | 86 A. BADOVINI     | ITA | Grillini Racing Team                | Kawasaki ZX-10RR  | <b>1'39.282</b> | 2.714 | 0.104 | 7    | 154,650 | <b>278,4</b> |
| 20  | 37 O. JEZEK        | CZE | Grillini Racing Team                | Kawasaki ZX-10RR  | <b>1'39.492</b> | 2.924 | 0.210 | 7    | 154,324 | <b>272,1</b> |
| 21  | 19 P. SZKOPEK      | POL | Pazera Racing                       | Yamaha YZF R1     | <b>1'39.747</b> | 3.179 | 0.255 | 8    | 153,929 | <b>275,5</b> |
| 22  | 84 R. RUSSO        | ITA | Pedercini Racing SC-Project         | Kawasaki ZX-10RR  | <b>1'40.234</b> | 3.666 | 0.487 | 6    | 153,182 | <b>277,7</b> |
| 23  | 55 M. ROCCOLI      | ITA | Guandalini Racing                   | Yamaha YZF R1     | <b>1'41.063</b> | 4.495 | 0.829 | 8    | 151,925 | <b>276,2</b> |

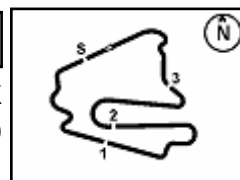
|       |            |     |       |      |
|-------|------------|-----|-------|------|
| AIR   | Humidity:  | 67% | Temp: | 18°C |
| TRACK | Condition: | Dry | Temp: | 27°C |

|         |               |              |          |         |      |
|---------|---------------|--------------|----------|---------|------|
| Records | Pole (SP2)    | 2017 T.Sykes | 1'36.121 | 159,740 | Km/h |
|         | Race (RC1)    | 2017 T.Sykes | 1'36.918 | 158,420 | Km/h |
|         | Circuit (SP2) | 2017 T.Sykes | 1'36.121 | 159,740 | Km/h |

20/08/2017      Start      End      The results are provisional until the end of the time limit for protests and appeals  
09:35      09:52      and the completion of the technical checks.

These data/results cannot be reproduced, stored and/or transmitted in whole or in part by any manner of electronic, mechanical, photocopying, recording, broadcasting or otherwise now known or herein after developed without the previous express consent by the copyright owner, except for reproduction in daily press and regular printed publications on sale to the public within 60 days of the event related to those data/results and always provided that copyright symbol appears together as follows below.

© DORNA WSBK ORGANIZATION Srl 2017



## German Round, 18-19-20 August 2017

### World Superbike - Results Warm Up

#### Session Highlights

| Local Time | No. Rider             | Description                                    |
|------------|-----------------------|--|
| 09.27.19   |                       | START DELAYED (Track Conditions)               |
| 09.35.00   |                       | Start  |
| 09.39.40   | <b>84 R. RUSSO</b>    | Crashed - Turn 8                               |
| 09.40.29   | <b>84 R. RUSSO</b>    | Re-joined                                      |
| 09.43.55   | <b>19 P. SZKOPEK</b>  | Lap Cancelled - Exceeded Track Limits - Turn 1 |
| 09.45.46   | <b>36 L. MERCADO</b>  | Lap Cancelled - Exceeded Track Limits - Turn 1 |
| 09.48.00   | <b>40 R. RAMOS</b>    | Technical Problem - Turn 1                     |
| 09.48.35   |                       | STK1000 WUP On Time                            |
| 09.51.15   | <b>32 L. SAVADORI</b> | Lap Cancelled - Exceeded Track Limits - Turn 6 |
| 09.52.28   |                       | End Of Session                                 |

#### Fastest Laps Sequence

| No. | Rider      | Nat | Team                     | Bike              | Local Time   | Time            | Gap    | Avg     |
|-----|------------|-----|--------------------------|-------------------|--------------|-----------------|--------|---------|
| 1   | J. REA     | GBR | Kawasaki Racing Team     | Kawasaki ZX-10RR  | 09:38'20.052 | <b>1'37.251</b> |        | 157,880 |
| 1   | J. REA     | GBR | Kawasaki Racing Team     | Kawasaki ZX-10RR  | 09:39'57.178 | <b>1'37.126</b> | -0.125 | 158,083 |
| 50  | E. LAVERTY | IRL | Milwaukee Aprilia        | Aprilia RSV4 RF   | 09:39'57.488 | <b>1'36.812</b> | -0.314 | 158,596 |
| 1   | J. REA     | GBR | Kawasaki Racing Team     | Kawasaki ZX-10RR  | 09:44'50.419 | <b>1'36.764</b> | -0.048 | 158,675 |
| 7   | C. DAVIES  | GBR | Aruba.it Racing - Ducati | Ducati Panigale R | 09:45'51.091 | <b>1'36.669</b> | -0.095 | 158,831 |
| 1   | J. REA     | GBR | Kawasaki Racing Team     | Kawasaki ZX-10RR  | 09:49'43.737 | <b>1'36.568</b> | -0.101 | 158,997 |

Start 20/08/2017 09:35 End 09:52 The results are provisional until the end of the time limit for protests and appeals and the completion of the technical checks.

These data/results cannot be reproduced, stored and/or transmitted in whole or in part by any manner of electronic, mechanical, photocopying, recording, broadcasting or otherwise now known or herein after developed without the previous express consent by the copyright owner, except for reproduction in daily press and regular printed publications on sale to the public within 60 days of the event related to those data/results and always provided that copyright symbol appears together as follows below.

© DORNA WSBK ORGANIZATION Srl 2017



Lausitzring 4.265 m

## German Round, 18-19-20 August 2017 World Superbike - Best Sector & Speed Warm Up

| BEST LAP |                    |                   |          |
|----------|--------------------|-------------------|----------|
| 1        | 1 J. REA           | Kawasaki ZX-10RR  | 1'36.568 |
| 2        | 7 C. DAVIES        | Ducati Panigale R | 1'36.669 |
| 3        | 66 T. SYKES        | Kawasaki ZX-10RR  | 1'36.793 |
| 4        | 50 E. LAVERTY      | Aorilia RSV4 RF   | 1'36.812 |
| 5        | 33 M. MELANDRI     | Ducati Panigale R | 1'37.181 |
| 6        | 22 A. LOWES        | Yamaha YZF R1     | 1'37.260 |
| 7        | 21 M. REITERBERGER | BMW S 1000 RR     | 1'37.351 |
| 8        | 32 L. SAVADORI     | Aorilia RSV4 RF   | 1'37.384 |
| 9        | 81 J. TORRES       | BMW S 1000 RR     | 1'37.418 |
| 10       | 2 L. CAMIER        | MV Agusta 1000 F4 | 1'37.593 |
| 11       | 35 R. DE ROSA      | BMW S 1000 RR     | 1'37.711 |
| 12       | 12 X. FORÉS        | Ducati Panigale R | 1'37.794 |
| 13       | 6 S. BRADL         | Honda CBR1000RR   | 1'38.081 |
| 14       | 60 M. VAN DER MARK | Yamaha YZF R1     | 1'38.155 |
| 15       | 34 D. GIUGLIANO    | Honda CBR1000RR   | 1'38.217 |
| 16       | 36 L. MERCADO      | Aorilia RSV4 RF   | 1'38.230 |
| 17       | 88 R. KRUMMENACHER | Kawasaki ZX-10RR  | 1'38.689 |
| 18       | 40 R. RAMOS        | Kawasaki ZX-10RR  | 1'39.178 |
| 19       | 86 A. BADOVINI     | Kawasaki ZX-10RR  | 1'39.282 |
| 20       | 37 O. JEZEK        | Kawasaki ZX-10RR  | 1'39.492 |
| 21       | 19 P. SZKOPEK      | Yamaha YZF R1     | 1'39.747 |
| 22       | 84 R. RUSSO        | Kawasaki ZX-10RR  | 1'40.234 |
| 23       | 55 M. ROCCOLI      | Yamaha YZF R1     | 1'41.063 |

| SPEED |                    |                   |       |
|-------|--------------------|-------------------|-------|
| 1     | 33 M. MELANDRI     | Ducati Panigale R | 289.6 |
| 2     | 50 E. LAVERTY      | Aorilia RSV4 RF   | 288.9 |
| 3     | 36 L. MERCADO      | Aorilia RSV4 RF   | 285.8 |
| 4     | 7 C. DAVIES        | Ducati Panigale R | 285.8 |
| 5     | 66 T. SYKES        | Kawasaki ZX-10RR  | 285.8 |
| 6     | 1 J. REA           | Kawasaki ZX-10RR  | 285.8 |
| 7     | 12 X. FORÉS        | Ducati Panigale R | 285.0 |
| 8     | 35 R. DE ROSA      | BMW S 1000 RR     | 284.3 |
| 9     | 6 S. BRADL         | Honda CBR1000RR   | 283.5 |
| 10    | 81 J. TORRES       | BMW S 1000 RR     | 283.5 |
| 11    | 22 A. LOWES        | Yamaha YZF R1     | 282.8 |
| 12    | 32 L. SAVADORI     | Aorilia RSV4 RF   | 282.0 |
| 13    | 21 M. REITERBERGER | BMW S 1000 RR     | 282.0 |
| 14    | 60 M. VAN DER MARK | Yamaha YZF R1     | 282.0 |
| 15    | 2 L. CAMIER        | MV Agusta 1000 F4 | 279.8 |
| 16    | 34 D. GIUGLIANO    | Honda CBR1000RR   | 279.1 |
| 17    | 86 A. BADOVINI     | Kawasaki ZX-10RR  | 278.4 |
| 18    | 84 R. RUSSO        | Kawasaki ZX-10RR  | 277.7 |
| 19    | 55 M. ROCCOLI      | Yamaha YZF R1     | 276.2 |
| 20    | 40 R. RAMOS        | Kawasaki ZX-10RR  | 276.2 |
| 21    | 19 P. SZKOPEK      | Yamaha YZF R1     | 275.5 |
| 22    | 88 R. KRUMMENACHER | Kawasaki ZX-10RR  | 274.1 |
| 23    | 37 O. JEZEK        | Kawasaki ZX-10RR  | 272.1 |

| SEG. 1 |                    |        | SEG. 2 |                    |        | SEG. 3 |                    |        | SEG. 4 |                    |        |
|--------|--------------------|--------|--------|--------------------|--------|--------|--------------------|--------|--------|--------------------|--------|
| 1      | 7 C. DAVIES        | 25.729 | 1      | 1 J. REA           | 29.854 | 1      | 50 E. LAVERTY      | 21.894 | 1      | 1 J. REA           | 18.747 |
| 2      | 1 J. REA           | 25.779 | 2      | 33 M. MELANDRI     | 29.949 | 2      | 22 A. LOWES        | 21.965 | 2      | 66 T. SYKES        | 18.752 |
| 3      | 66 T. SYKES        | 25.827 | 3      | 66 T. SYKES        | 29.953 | 3      | 7 C. DAVIES        | 21.987 | 3      | 50 E. LAVERTY      | 18.849 |
| 4      | 33 M. MELANDRI     | 25.837 | 4      | 7 C. DAVIES        | 29.954 | 4      | 2 L. CAMIER        | 22.016 | 4      | 33 M. MELANDRI     | 18.874 |
| 5      | 50 E. LAVERTY      | 25.931 | 5      | 50 E. LAVERTY      | 29.984 | 5      | 1 J. REA           | 22.035 | 5      | 32 L. SAVADORI     | 18.927 |
| 6      | 32 L. SAVADORI     | 25.997 | 6      | 21 M. REITERBERGE  | 30.191 | 6      | 66 T. SYKES        | 22.057 | 6      | 7 C. DAVIES        | 18.932 |
| 7      | 21 M. REITERBERGE  | 25.999 | 7      | 32 L. SAVADORI     | 30.204 | 7      | 21 M. REITERBERGE  | 22.068 | 7      | 81 J. TORRES       | 18.947 |
| 8      | 22 A. LOWES        | 26.038 | 8      | 81 J. TORRES       | 30.217 | 8      | 33 M. MELANDRI     | 22.094 | 8      | 22 A. LOWES        | 18.994 |
| 9      | 2 L. CAMIER        | 26.055 | 9      | 22 A. LOWES        | 30.230 | 9      | 32 L. SAVADORI     | 22.126 | 9      | 12 X. FORÉS        | 19.001 |
| 10     | 35 R. DE ROSA      | 26.115 | 10     | 35 R. DE ROSA      | 30.250 | 10     | 60 M. VAN DER MARK | 22.127 | 10     | 2 L. CAMIER        | 19.029 |
| 11     | 81 J. TORRES       | 26.117 | 11     | 12 X. FORÉS        | 30.288 | 11     | 81 J. TORRES       | 22.137 | 11     | 21 M. REITERBERGE  | 19.054 |
| 12     | 6 S. BRADL         | 26.133 | 12     | 6 S. BRADL         | 30.377 | 12     | 12 X. FORÉS        | 22.139 | 12     | 34 D. GIUGLIANO    | 19.055 |
| 13     | 60 M. VAN DER MARK | 26.189 | 13     | 60 M. VAN DER MARK | 30.392 | 13     | 35 R. DE ROSA      | 22.152 | 13     | 36 L. MERCADO      | 19.126 |
| 14     | 34 D. GIUGLIANO    | 26.238 | 14     | 88 R. KRUMMENACH   | 30.399 | 14     | 6 S. BRADL         | 22.293 | 14     | 60 M. VAN DER MARK | 19.153 |
| 15     | 36 L. MERCADO      | 26.260 | 15     | 36 L. MERCADO      | 30.421 | 15     | 34 D. GIUGLIANO    | 22.300 | 15     | 6 S. BRADL         | 19.174 |
| 16     | 88 R. KRUMMENACH   | 26.275 | 16     | 2 L. CAMIER        | 30.428 | 16     | 37 O. JEZEK        | 22.338 | 16     | 35 R. DE ROSA      | 19.186 |
| 17     | 12 X. FORÉS        | 26.315 | 17     | 34 D. GIUGLIANO    | 30.599 | 17     | 88 R. KRUMMENACH   | 22.362 | 17     | 86 A. BADOVINI     | 19.241 |
| 18     | 84 R. RUSSO        | 26.412 | 18     | 40 R. RAMOS        | 30.670 | 18     | 40 R. RAMOS        | 22.372 | 18     | 88 R. KRUMMENACH   | 19.247 |
| 19     | 86 A. BADOVINI     | 26.495 | 19     | 37 O. JEZEK        | 30.759 | 19     | 36 L. MERCADO      | 22.380 | 19     | 40 R. RAMOS        | 19.317 |
| 20     | 40 R. RAMOS        | 26.507 | 20     | 19 P. SZKOPEK      | 30.883 | 20     | 19 P. SZKOPEK      | 22.386 | 20     | 37 O. JEZEK        | 19.445 |
| 21     | 37 O. JEZEK        | 26.675 | 21     | 86 A. BADOVINI     | 30.922 | 21     | 86 A. BADOVINI     | 22.478 | 21     | 84 R. RUSSO        | 19.554 |
| 22     | 19 P. SZKOPEK      | 26.677 | 22     | 84 R. RUSSO        | 31.196 | 22     | 84 R. RUSSO        | 22.772 | 22     | 55 M. ROCCOLI      | 19.618 |
| 23     | 55 M. ROCCOLI      | 26.912 | 23     | 55 M. ROCCOLI      | 31.463 | 23     | 55 M. ROCCOLI      | 23.016 | 23     | 19 P. SZKOPEK      | 19.668 |

20/08/2017

These data/results cannot be reproduced, stored and/or transmitted in whole or in part by any manner of electronic, mechanical, photocopying, recording, broadcasting or otherwise now known or herein after developed without the previous express consent by the copyright owner, except for reproduction in daily press and regular printed publications on sale to the public within 60 days of the event related to those data/results and always provided that copyright symbol appears together as follows below.

© DORNA WSBK ORGANIZATION Srl 2017



Lausitzring 4.265 m

## German Round, 18-19-20 August 2017

### World Superbike - Ideal Times Warm Up

| Rider No.                 | Nat                | Bike | Seg. 1<br>Diff. 1 | Seg. 2<br>Diff. 2      | Seg. 3<br>Diff. 3      | Seg. 4<br>Diff. 4      | Ideal Time      |                             |       |       |
|---------------------------|--------------------|------|-------------------|------------------------|------------------------|------------------------|-----------------|-----------------------------|-------|-------|
|                           |                    |      |                   |                        |                        |                        | Best Lap        | Pos.                        | Diff. |       |
| 1                         | 1 J. REA           | GBR  | Kawasaki ZX-10RR  | 25.779                 | <b>29.854</b><br>0.153 | 22.035                 | <b>18.747</b>   | <b>1'36.415</b><br>1'36.568 | 1     | 0.153 |
| 2                         | 66 T. SYKES        | GBR  | Kawasaki ZX-10RR  | 25.827                 | 29.953<br>0.095        | 22.057                 | 18.752<br>0.109 | <b>1'36.589</b><br>1'36.793 | 3     | 0.204 |
| 3                         | 7 C. DAVIES        | GBR  | Ducati Panigale R | <b>25.729</b><br>0.023 | 29.954                 | 21.987<br>0.044        | 18.932          | <b>1'36.602</b><br>1'36.669 | 2     | 0.067 |
| 4                         | 50 E. LAVERTY      | IRL  | Aprilia RSV4 RF   | 25.931<br>0.089        | 29.984<br>0.026        | <b>21.894</b><br>0.039 | 18.849          | <b>1'36.658</b><br>1'36.812 | 4     | 0.154 |
| 5                         | 33 M. MELANDRI     | ITA  | Ducati Panigale R | 25.837<br>0.201        | 29.949                 | 22.094<br>0.167        | 18.874<br>0.059 | <b>1'36.754</b><br>1'37.181 | 5     | 0.427 |
| 6                         | 22 A. LOWES        | GBR  | Yamaha YZF R1     | 26.038<br>0.005        | 30.230                 | 21.965<br>0.013        | 18.994<br>0.015 | <b>1'37.227</b><br>1'37.260 | 6     | 0.033 |
| 7                         | 32 L. SAVADORI     | ITA  | Aprilia RSV4 RF   | 25.997<br>0.120        | 30.204                 | 22.126                 | 18.927<br>0.010 | <b>1'37.254</b><br>1'37.384 | 8     | 0.130 |
| 8                         | 21 M. REITERBERGER | GER  | BMW S 1000 RR     | 25.999<br>0.003        | 30.191                 | 22.068                 | 19.054<br>0.036 | <b>1'37.312</b><br>1'37.351 | 7     | 0.039 |
| 9                         | 81 J. TORRES       | ESP  | BMW S 1000 RR     | 26.117                 | 30.217                 | 22.137                 | 18.947          | <b>1'37.418</b><br>1'37.418 | 9     |       |
| 10                        | 2 L. CAMIER        | GBR  | MV Agusta 1000 F4 | 26.055                 | 30.428<br>0.022        | 22.016                 | 19.029<br>0.043 | <b>1'37.528</b><br>1'37.593 | 10    | 0.065 |
| 11                        | 35 R. DE ROSA      | ITA  | BMW S 1000 RR     | 26.115                 | 30.250                 | 22.152                 | 19.186<br>0.008 | <b>1'37.703</b><br>1'37.711 | 11    | 0.008 |
| 12                        | 12 X. FORÉS        | ESP  | Ducati Panigale R | 26.315<br>0.051        | 30.288                 | 22.139                 | 19.001          | <b>1'37.743</b><br>1'37.794 | 12    | 0.051 |
| 13                        | 60 M. VAN DER MARK | NED  | Yamaha YZF R1     | 26.189<br>0.249        | 30.392                 | 22.127<br>0.027        | 19.153<br>0.018 | <b>1'37.861</b><br>1'38.155 | 14    | 0.294 |
| 14                        | 6 S. BRADL         | GER  | Honda CBR1000RR   | 26.133                 | 30.377                 | 22.293<br>0.104        | 19.174          | <b>1'37.977</b><br>1'38.081 | 13    | 0.104 |
| 15                        | 36 L. MERCADO      | ARG  | Aprilia RSV4 RF   | 26.260                 | 30.421<br>0.037        | 22.380                 | 19.126<br>0.006 | <b>1'38.187</b><br>1'38.230 | 16    | 0.043 |
| 16                        | 34 D. GIUGLIANO    | ITA  | Honda CBR1000RR   | 26.238                 | 30.599                 | 22.300<br>0.025        | 19.055          | <b>1'38.192</b><br>1'38.217 | 15    | 0.025 |
| 17                        | 88 R. KRUMMENACHER | SUI  | Kawasaki ZX-10RR  | 26.275<br>0.158        | 30.399<br>0.184        | 22.362                 | 19.247<br>0.064 | <b>1'38.283</b><br>1'38.689 | 17    | 0.406 |
| 18                        | 40 R. RAMOS        | ESP  | Kawasaki ZX-10RR  | 26.507<br>0.005        | 30.670<br>0.104        | 22.372<br>0.203        | 19.317          | <b>1'38.866</b><br>1'39.178 | 18    | 0.312 |
| 19                        | 86 A. BADOVINI     | ITA  | Kawasaki ZX-10RR  | 26.495<br>0.133        | 30.922                 | 22.478<br>0.013        | 19.241          | <b>1'39.136</b><br>1'39.282 | 19    | 0.146 |
| 20                        | 37 O. JEZEK        | CZE  | Kawasaki ZX-10RR  | 26.675<br>0.088        | 30.759                 | 22.338<br>0.187        | 19.445          | <b>1'39.217</b><br>1'39.492 | 20    | 0.275 |
| 21                        | 19 P. SZKOPEK      | POL  | Yamaha YZF R1     | 26.677<br>0.068        | 30.883                 | 22.386<br>0.065        | 19.668          | <b>1'39.614</b><br>1'39.747 | 21    | 0.133 |
| 22                        | 84 R. RUSSO        | ITA  | Kawasaki ZX-10RR  | 26.412<br>0.169        | 31.196<br>0.020        | 22.772<br>0.105        | 19.554<br>0.006 | <b>1'39.934</b><br>1'40.234 | 22    | 0.300 |
| 23                        | 55 M. ROCCOLI      | ITA  | Yamaha YZF R1     | 26.912                 | 31.463                 | 23.016                 | 19.618<br>0.054 | <b>1'41.009</b><br>1'41.063 | 23    | 0.054 |
| <b>Overall Ideal Time</b> |                    |      |                   | 25.729                 | 29.854                 | 21.894                 | 18.747          | <b>1'36.224</b>             |       |       |

20/08/2017

These data/results cannot be reproduced, stored and/or transmitted in whole or in part by any manner of electronic, mechanical, photocopying, recording, broadcasting or otherwise now known or herein after developed without the previous express consent by the copyright owner, except for reproduction in daily press and regular printed publications on sale to the public within 60 days of the event related to those data/results and always provided that copyright symbol appears together as follows below.

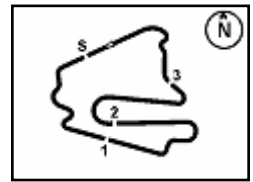
© DORNA WSBK ORGANIZATION Srl 2017

**PIRELLI PERUGIA TIMING**


Official Tyre Supplier



Official Timekeeper



## German Round, 18-19-20 August 2017 World Superbike - Chronological Analysis Warm Up

Lausitzring 4.265 m

1 / 2

| 1° 1 J. REA (1'36.568) |               |               |               |               |                 |              |             |
|------------------------|---------------|---------------|---------------|---------------|-----------------|--------------|-------------|
| Lap                    | Seg.1         | Seg.2         | Seg.3         | Seg.4         | Lap Time        | km/h         | Local Time  |
|                        |               | 31.368        | 23.194        | 19.267        |                 |              | 9:36'42.801 |
| 1                      | 26.122        | 30.087        | 22.231        | 18.811        | 1'37.251        | 281,3        | 9:38'20.052 |
| 2                      | 25.981        | 30.042        | 22.225        | 18.878        | 1'37.126        | 283,5        | 9:39'57.178 |
| 3                      | 25.784        | 30.121        | 22.065        | 18.883        | 1'36.853        | 285,0        | 9:41'34.031 |
| 4                      | 27.096        | 30.480        | 22.979        | 19.069        | 1'39.624        | 284,3        | 9:43'13.655 |
| 5                      | 25.918        | <b>29.854</b> | 22.150        | 18.842        | 1'36.764        | 284,3        | 9:44'50.419 |
| 6                      | 27.106        | 30.897        | 22.573        | 19.335        | 1'39.911        | 284,3        | 9:46'30.330 |
| 7                      | 25.974        | 30.015        | 22.054        | 18.796        | 1'36.839        | 285,0        | 9:48'07.169 |
| 8                      | <b>25.779</b> | 30.007        | <b>22.035</b> | <b>18.747</b> | <b>1'36.568</b> | <b>285,8</b> | 9:49'43.737 |
| 9                      | 29.809        | 31.995        | 25.569        | 31.199        | 1'58.572P       | 285,0        | 9:51'42.309 |

| 2° 7 C. DAVIES (1'36.669) |               |               |               |               |                 |              |             |
|---------------------------|---------------|---------------|---------------|---------------|-----------------|--------------|-------------|
| Lap                       | Seg.1         | Seg.2         | Seg.3         | Seg.4         | Lap Time        | km/h         | Local Time  |
|                           |               | 32.986        | 23.547        | 19.861        |                 |              | 9:37'40.750 |
| 1                         | 25.974        | 30.227        | 22.131        | 19.109        | 1'37.441        | 282,0        | 9:39'18.191 |
| 2                         | 26.058        | 32.594        | 23.213        | 19.854        | 1'41.719        | 285,0        | 9:40'59.910 |
| 3                         | 26.157        | 30.270        | <b>21.987</b> | 18.982        | 1'37.396        | 285,0        | 9:42'37.306 |
| 4                         | <b>25.729</b> | 30.170        | 22.188        | 19.029        | 1'37.116        | <b>285,8</b> | 9:44'14.422 |
| 5                         | 25.752        | <b>29.954</b> | 22.031        | <b>18.932</b> | <b>1'36.669</b> | 284,3        | 9:45'51.091 |
| 6                         | 25.993        | 30.116        | 22.035        | 19.039        | 1'37.183        | 284,3        | 9:47'28.274 |
| 7                         | 27.964        | 33.536        | 22.720        | 19.514        | 1'43.734        | <b>285,8</b> | 9:49'12.008 |
| 8                         | 25.913        | 30.139        | 22.208        | 18.981        | 1'37.241        | 285,0        | 9:50'49.249 |

| 3° 66 T. SYKES (1'36.793) |               |               |               |               |                 |              |             |
|---------------------------|---------------|---------------|---------------|---------------|-----------------|--------------|-------------|
| Lap                       | Seg.1         | Seg.2         | Seg.3         | Seg.4         | Lap Time        | km/h         | Local Time  |
|                           |               | 33.164        | 23.199        | 19.460        |                 |              | 9:37'29.312 |
| 1                         | 28.823        | 31.148        | 25.615        | 19.493        | 1'45.079        | 279,8        | 9:39'14.391 |
| 2                         | 26.099        | 30.330        | 22.081        | 18.891        | 1'37.401        | 282,8        | 9:40'51.792 |
| 3                         | 25.918        | 30.295        | 22.079        | 18.933        | 1'37.225        | 283,5        | 9:42'29.017 |
| 4                         | 26.722        | 31.601        | 23.864        | 19.776        | 1'41.963        | 284,3        | 9:44'10.980 |
| 5                         | <b>25.827</b> | 30.048        | <b>22.057</b> | 18.861        | <b>1'36.793</b> | 282,8        | 9:45'47.773 |
| 6                         | 27.948        | 32.986        | 22.745        | 20.782        | 1'44.461        | 284,3        | 9:47'32.234 |
| 7                         | 25.910        | 30.108        | 22.082        | 18.864        | 1'36.964        | <b>285,8</b> | 9:49'09.198 |
| 8                         | 25.940        | <b>29.953</b> | 22.173        | <b>18.752</b> | 1'36.818        | <b>285,8</b> | 9:50'46.016 |

| 4° 50 E. LAVERTY (1'36.812) |               |               |               |               |                 |              |             |
|-----------------------------|---------------|---------------|---------------|---------------|-----------------|--------------|-------------|
| Lap                         | Seg.1         | Seg.2         | Seg.3         | Seg.4         | Lap Time        | km/h         | Local Time  |
|                             |               | 31.392        | 22.568        | 19.447        |                 |              | 9:36'43.378 |
| 1                           | 26.216        | 30.105        | 22.078        | 18.899        | 1'37.298        | 283,5        | 9:38'20.676 |
| 2                           | 26.020        | 30.010        | 21.933        | <b>18.849</b> | <b>1'36.812</b> | 285,8        | 9:39'57.488 |
| 3                           | <b>25.931</b> | <b>29.984</b> | 22.015        | 18.886        | 1'36.816        | 286,6        | 9:41'34.304 |
| 4                           | 26.228        | 30.593        | 22.270        | 28.528        | 1'47.619P       | <b>288,9</b> | 9:43'21.923 |
| 5                           | 3'28.404      | 31.390        | 22.521        | 19.377        | 4'41.692P       |              | 9:48'03.615 |
| 6                           | 26.010        | 30.095        | 21.991        | 19.029        | 1'37.125        | 286,6        | 9:49'40.740 |
| 7                           | 26.057        | 30.114        | <b>21.894</b> | 19.337        | 1'37.402        | 286,6        | 9:51'18.142 |

| 5° 33 M. MELANDRI (1'37.181) |               |               |               |               |                 |              |             |
|------------------------------|---------------|---------------|---------------|---------------|-----------------|--------------|-------------|
| Lap                          | Seg.1         | Seg.2         | Seg.3         | Seg.4         | Lap Time        | km/h         | Local Time  |
|                              |               | 32.656        | 23.260        | 19.970        |                 |              | 9:37'13.810 |
| 1                            | 26.805        | 30.814        | 22.495        | 19.253        | 1'39.367        | 268,0        | 9:38'53.177 |
| 2                            | 26.073        | 30.271        | 22.174        | 18.930        | 1'37.448        | 286,6        | 9:40'30.625 |
| 3                            | 26.038        | <b>29.949</b> | 22.261        | 18.933        | <b>1'37.181</b> | 288,9        | 9:42'07.806 |
| 4                            | 27.946        | 32.571        | 22.625        | 19.637        | 1'42.779        | 285,0        | 9:43'50.585 |
| 5                            | 26.151        | 30.088        | <b>22.094</b> | 18.980        | 1'37.313        | 286,6        | 9:45'27.898 |
| 6                            | 26.488        | 31.352        | 23.259        | 19.352        | 1'40.451        | <b>289,7</b> | 9:47'08.349 |
| 7                            | 26.100        | 30.201        | 22.119        | <b>18.874</b> | 1'37.294        | 288,1        | 9:48'45.643 |
| 8                            | <b>25.837</b> | 30.026        | 22.200        | 19.301        | 1'37.364        | <b>289,7</b> | 9:50'23.007 |

| 6° 22 A. LOWES (1'37.260) |        |        |        |        |          |       |             |
|---------------------------|--------|--------|--------|--------|----------|-------|-------------|
| Lap                       | Seg.1  | Seg.2  | Seg.3  | Seg.4  | Lap Time | km/h  | Local Time  |
|                           |        | 32.064 | 23.038 | 19.576 |          |       | 9:38'05.405 |
| 1                         | 26.958 | 30.873 | 22.342 | 19.212 | 1'39.385 | 277,7 | 9:39'44.790 |
| 2                         | 26.370 | 30.617 | 22.051 | 19.288 | 1'38.326 | 281,3 | 9:41'23.116 |
| 3                         | 26.141 | 30.352 | 22.050 | 19.109 | 1'37.652 | 282,0 | 9:43'00.768 |

|   |               |               |               |               |                 |              |             |
|---|---------------|---------------|---------------|---------------|-----------------|--------------|-------------|
| 4 | 26.292        | 30.415        | 22.080        | 19.101        | 1'37.888        | 281,3        | 9:44'38.656 |
| 5 | 26.043        | <b>30.230</b> | 21.978        | 19.009        | <b>1'37.260</b> | 280,6        | 9:46'15.916 |
| 6 | 26.242        | 30.274        | 21.996        | 19.073        | 1'37.585        | <b>282,8</b> | 9:47'53.501 |
| 7 | <b>26.038</b> | 30.280        | <b>21.965</b> | 19.009        | 1'37.292        | <b>282,8</b> | 9:49'30.793 |
| 8 | 26.248        | 30.312        | 22.003        | <b>18.994</b> | 1'37.557        | <b>282,8</b> | 9:51'08.350 |

| 7° 21 M. REITERBERGER (1'37.351) |               |               |               |               |                 |              |             |
|----------------------------------|---------------|---------------|---------------|---------------|-----------------|--------------|-------------|
| Lap                              | Seg.1         | Seg.2         | Seg.3         | Seg.4         | Lap Time        | km/h         | Local Time  |
|                                  |               | 34.467        | 24.780        | 20.283        |                 |              | 9:37'05.413 |
| 1                                | 27.130        | 30.830        | 22.289        | 19.465        | 1'39.714        | 272,1        | 9:38'45.127 |
| 2                                | 26.246        | 30.353        | 22.204        | 19.188        | 1'37.991        | 279,1        | 9:40'23.118 |
| 3                                | 26.150        | 30.231        | 22.077        | <b>19.054</b> | 1'37.512        | 281,3        | 9:42'00.630 |
| 4                                | 26.060        | 30.392        | 22.297        | 19.093        | 1'37.842        | <b>282,0</b> | 9:43'38.472 |
| 5                                | 26.143        | 30.408        | 22.184        | 19.104        | 1'37.839        | <b>282,0</b> | 9:45'16.311 |
| 6                                | 26.002        | <b>30.191</b> | <b>22.068</b> | 19.090        | <b>1'37.351</b> | 281,3        | 9:46'53.662 |
| 7                                | 26.153        | 30.234        | 22.158        | 19.210        | 1'37.755        | 280,6        | 9:48'31.417 |
| 8                                | <b>25.999</b> | 30.230        | 22.225        | 19.128        | 1'37.582        | 281,3        | 9:50'08.999 |

| 8° 32 L. SAVADORI (1'37.384) |               |               |               |               |                 |              |             |
|------------------------------|---------------|---------------|---------------|---------------|-----------------|--------------|-------------|
| Lap                          | Seg.1         | Seg.2         | Seg.3         | Seg.4         | Lap Time        | km/h         | Local Time  |
|                              |               | 32.696        | 23.396        | 19.324        |                 |              | 9:36'48.561 |
| 1                            | 26.396        | 30.432        | 22.281        | 18.982        | 1'38.091        | 278,4        | 9:38'26.652 |
| 2                            | 26.201        | 30.266        | 22.262        | <b>18.927</b> | 1'37.656        | 278,4        | 9:40'04.308 |
| 3                            | 26.201        | 30.656        | 23.100        | 29.089        | 1'49.046P       | <b>282,0</b> | 9:41'53.354 |
| 4                            | 3'16.986      | 35.705        | 25.623        | 19.328        | 4'37.642P       |              | 9:46'30.996 |
| 5                            | 26.117        | <b>30.204</b> | <b>22.126</b> | 18.937        | <b>1'37.384</b> | 280,6        | 9:48'08.380 |
| 6                            | <b>25.997</b> | 30.323        | 22.312        | 19.047        | 1'37.679        | 281,3        | 9:49'46.059 |
| 7                            | 26.232        |               |               |               | 1'24.449C       | 279,1        | 9:51'10.508 |

| 9° 81 J. TORRES (1'37.418) |               |               |               |               |                 |              |             |
|----------------------------|---------------|---------------|---------------|---------------|-----------------|--------------|-------------|
| Lap                        | Seg.1         | Seg.2         | Seg.3         | Seg.4         | Lap Time        | km/h         | Local Time  |
|                            |               | 32.437        | 23.300        | 19.574        |                 |              | 9:37'38.899 |
| 1                          | 26.531        | 30.621        | 22.475        | 19.303        | 1'38.930        | 279,8        | 9:39'17.829 |
| 2                          | 26.241        | 30.314        | 22.326        | 19.116        | 1'37.997        | 280,6        | 9:40'55.826 |
| 3                          | 30.826        | 30.617        | 22.235        | 19.161        | 1'42.839        | 282,8        | 9:42'38.665 |
| 4                          | 26.297        | 30.399        | 22.337        | 28.347        | 1'47.380P       | 279,8        | 9:44'26.045 |
| 5                          | 1'18.389      | 30.819        | 22.279        | 19.163        | 2'30.650P       |              | 9:46'56.695 |
| 6                          | 26.179        | 30.423        | 22.140        | 19.025        | 1'37.767        | 282,8        | 9:48'34.462 |
| 7                          | <b>26.117</b> | <b>30.217</b> | <b>22.137</b> | <b>18.947</b> | <b>1'37.418</b> | <b>283,5</b> | 9:50'11.880 |

| 10° 2 L. CAMIER (1'37.593) |               |               |               |               |                 |              |             |
|----------------------------|---------------|---------------|---------------|---------------|-----------------|--------------|-------------|
| Lap                        | Seg.1         | Seg.2         | Seg.3         | Seg.4         | Lap Time        | km/h         | Local Time  |
|                            |               | 33.051        | 23.090        | 19.462        |                 |              | 9:37'29.652 |
| 1                          | 26.530        | <b>30.428</b> | 22.158        | 19.060        | 1'38.176        | 279,1        | 9:39'07.828 |
| 2                          | 26.171        | 30.580        | 22.078        | <b>19.029</b> | 1'37.858        | 277,7        | 9:40'45.686 |
| 3                          | 26.057        | 30.474        | 22.022        | 19.046        | 1'37.599        | 277,7        | 9:42'23.285 |
| 4                          | <b>26.055</b> | 30.450        | <b>22.016</b> | 19.072        | <b>1'37.593</b> | 278,4        | 9:44'00.878 |
| 5                          | 27.952        | 36.155        | 22.649        | 19.297        | 1'46.053        | 278,4        | 9:45'46.931 |
| 6                          | 26.510        | 30.944        | 22.157        | 19.053        | 1'38.664        | 278,4        | 9:47'25.595 |
| 7                          | 26.463        | 30.880        | 23.197        | 19.861        | 1'40.401        | <b>279,8</b> | 9:49'05.996 |
| 8                          | 26.321        | 31.251        | 22.455        | 19.467        | 1'39.494        | 278,4        | 9:50'45.490 |

| 11° 35 R. DE ROSA (1'37.711) |               |               |               |               |                 |              |             |
|------------------------------|---------------|---------------|---------------|---------------|-----------------|--------------|-------------|
| Lap                          | Seg.1         | Seg.2         | Seg.3         | Seg.4         | Lap Time        | km/h         | Local Time  |
|                              |               | 32.151        | 23.100        | 20.181        |                 |              | 9:37'41.327 |
| 1                            | 26.320        | 30.324        | 22.259        | <b>19.186</b> | 1'38.089        | 282,0        | 9:39'19.416 |
| 2                            | <b>26.115</b> | <b>30.250</b> | <b>22.152</b> | 19.194        | <b>1'37.711</b> | <b>284,3</b> | 9:40'57.127 |
| 3                            | 26.568        | 30.799        | 22.580        | 19.319        | 1'39.266        | <b>284,3</b> | 9:42'36.393 |
| 4                            | 28.324        | 30.990        | 22.461        | 19.698        | 1'41.473        | 282,0        | 9:44'17.866 |
| 5                            | 26.397        | 30.544        | 22.494        | 19.380        | 1'38.815        | 282,0        | 9:45'56.681 |
| 6                            | 26.627        | 30.648        | 22.559        | 19.518        | 1'39.352        | 282,0        | 9:47'36.033 |
| 7                            | 30.137        | 33.261        | 27.314        | 19.954        | 1'50.666        | 283,5        | 9:49'26.699 |
| 8                            | 26.570        | 30.445        | 22.476        | 19.331        | 1'38.822        | 282,0        | 9:51'05.521 |

| 12° 12 X. FORÉS (1'37.794) |       |        |        |        |          |      |             |
|----------------------------|-------|--------|--------|--------|----------|------|-------------|
| Lap                        | Seg.1 | Seg.2  | Seg.3  | Seg.4  | Lap Time | km/h | Local Time  |
|                            |       | 32.695 | 22.910 | 19.800 |          |      | 9:37'14.046 |

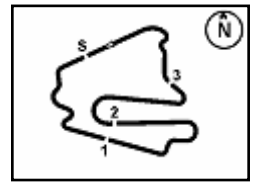
20/08/2017

**P = Pits In/Out - C = Lap-Time Cancelled**

These data/results cannot be reproduced, stored and/or transmitted in whole or in part by any manner of electronic, mechanical, photocopying, recording, broadcasting or otherwise now known or herein after developed without the previous express consent by the copyright owner, except for reproduction in daily press and regular printed publications on sale to the public within 60 days of the event related to those data/results and always provided that copyright symbol appears together as follows below.

© DORNA WSBK ORGANIZATION Srl 2017





Lausitzring 4.265 m

**2 / 2**

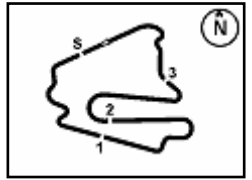
## German Round, 18-19-20 August 2017 World Superbike - Chronological Analysis Warm Up

|  |               |               |               |               |                 |              |             |                                      |               |               |               |               |                 |              |             |
|--|---------------|---------------|---------------|---------------|-----------------|--------------|-------------|--------------------------------------|---------------|---------------|---------------|---------------|-----------------|--------------|-------------|
| 1  | 27.068        | 30.709        | 22.498        | 19.245        | 1'39.520        | 269,3        | 9:38'53.566 | 8                                    | 26.456        | 30.564        | 22.529        | 19.247        | 1'38.796        | 274,1        | 9:49'59.108 |
| 2  | 26.366        | <b>30.288</b> | <b>22.139</b> | <b>19.001</b> | <b>1'37.794</b> | 283,5        | 9:40'31.360 | 9                                    | 26.433        | 30.583        | <b>22.362</b> | 19.311        | <b>1'38.689</b> | <b>274,1</b> | 9:51'37.797 |
| 3  | 26.564        | 30.559        | 22.209        | 19.076        | 1'38.408        | 279,8        | 9:42'09.768 | <b>18° 40 R. RAMOS (1'39.178)</b>    |               |               |               |               |                 |              |             |
| 4  | 26.339        | 30.388        | 22.295        | 19.224        | 1'38.246        | 283,5        | 9:43'48.014 | Lap                                  | Seg.1         | Seg.2         | Seg.3         | Seg.4         | Lap Time        | km/h         | Local Time  |
| 5  | <b>26.315</b> | 30.452        | 22.273        | 19.099        | 1'38.139        | 283,5        | 9:45'26.153 |                                      |               | 32.060        | 23.494        | 19.549        |                 |              | 9:36'58.597 |
| 6  | 29.458        | 30.759        | 23.593        | 19.248        | 1'43.058        | 282,0        | 9:47'09.211 | 1                                    | 26.902        | 30.891        | 22.683        | 19.340        | 1'39.816        | 271,4        | 9:38'38.413 |
| 7  | 26.384        | 30.319        | 22.185        | 19.047        | 1'37.935        | <b>285,0</b> | 9:48'47.146 | 2                                    | 26.512        | 30.774        | 22.575        | <b>19.317</b> | <b>1'39.178</b> | 274,8        | 9:40'17.591 |
| 8  | 26.394        | 31.493        | 22.910        | 19.385        | 1'40.182        | 284,3        | 9:50'27.328 | 3                                    | 27.649        | 32.013        | 24.615        | 28.448        | 1'52.725P       | 274,8        | 9:42'10.316 |
| <b>13° 6 S. BRADL (1'38.081)</b>         |               |               |               |               |                 |              |             | 4                                    | 2'11.605      | 31.510        | 28.731        | 19.347        | 3'31.193P       |              | 9:45'41.509 |
| Lap                                      | Seg.1         | Seg.2         | Seg.3         | Seg.4         | Lap Time        | km/h         | Local Time  | 5                                    | <b>26.507</b> | <b>30.670</b> | <b>22.372</b> | 19.679        | 1'39.228        | <b>276,2</b> | 9:47'20.737 |
| 1  | 26.952        | 33.131        | 23.719        | 19.927        |                 |              | 9:37'11.094 | <b>19° 86 A. BADOVINI (1'39.282)</b> |               |               |               |               |                 |              |             |
| 2  | 26.416        | 30.697        | 22.456        | 19.395        | 1'39.500        | 278,4        | 9:38'50.594 | Lap                                  | Seg.1         | Seg.2         | Seg.3         | Seg.4         | Lap Time        | km/h         | Local Time  |
| 3  | <b>26.133</b> | <b>30.377</b> | 22.397        | <b>19.174</b> | <b>1'38.081</b> | 282,0        | 9:42'07.479 |                                      |               | 33.656        | 23.407        | 19.913        |                 |              | 9:37'12.247 |
| 4  | 29.241        | 30.724        | 22.326        | 19.398        | 1'41.689        | 282,8        | 9:43'49.168 | 1                                    | 26.680        | 31.036        | <b>22.478</b> | 19.292        | 1'39.486        | 273,4        | 9:38'51.733 |
| 5  | 26.415        | 30.497        | 22.351        | 19.231        | 1'38.494        | 281,3        | 9:45'27.662 | 2                                    | 26.603        | 30.984        | 22.537        | <b>19.241</b> | 1'39.365        | 274,1        | 9:40'31.098 |
| 6  | <b>26.325</b> | 30.395        | <b>22.293</b> | 19.253        | 1'38.266        | 282,8        | 9:47'05.928 | 3                                    | 28.193        | 32.143        | 23.136        | 28.628        | 1'52.100P       | <b>278,4</b> | 9:42'23.198 |
| 7  | 26.320        | 30.473        | 22.305        | 19.229        | 1'38.327        | <b>283,5</b> | 9:48'44.255 | 4                                    | 1'46.120      | 32.532        | 22.758        | 19.533        | 3'00.943P       |              | 9:45'24.141 |
| 8  | 26.448        | 30.423        | 22.387        | 19.405        | 1'38.663        | <b>283,5</b> | 9:50'22.918 | 5                                    | <b>26.495</b> | 30.961        | 22.572        | 19.414        | 1'39.442        | 274,1        | 9:47'03.583 |
| <b>14° 60 M. VAN DER MARK (1'38.155)</b> |               |               |               |               |                 |              |             | 6                                    | 26.628        | <b>30.922</b> | 22.491        | <b>19.241</b> | <b>1'39.282</b> | 275,5        | 9:48'42.865 |
| Lap                                      | Seg.1         | Seg.2         | Seg.3         | Seg.4         | Lap Time        | km/h         | Local Time  | 7                                    | 32.132        | 31.893        | 23.295        | 30.622        | 1'57.942P       | 273,4        | 9:50'40.807 |
| 1  | 26.437        | 31.226        | 22.422        | 19.603        |                 |              | 9:37'56.915 | <b>20° 37 O. JEZEK (1'39.492)</b>    |               |               |               |               |                 |              |             |
| 2  | 26.313        | 30.598        | 22.244        | 19.327        | 1'38.606        | 281,3        | 9:39'35.521 | Lap                                  | Seg.1         | Seg.2         | Seg.3         | Seg.4         | Lap Time        | km/h         | Local Time  |
| 3  | 26.352        | 30.480        | 22.214        | 19.199        | 1'38.245        | 279,8        | 9:42'52.146 |                                      |               | 34.220        | 24.328        | 20.349        |                 |              | 9:37'04.066 |
| 4  | <b>26.189</b> | 30.626        | 22.244        | 19.169        | 1'38.228        | 280,6        | 9:44'30.374 | 1                                    | 26.812        | 31.487        | 22.703        | 28.008        | 1'49.010P       | 268,7        | 9:38'53.076 |
| 5  | 26.420        | 30.449        | 22.168        | 19.330        | 1'38.367        | 280,6        | 9:46'08.741 | 2                                    | 1'43.743      | 31.338        | 23.455        | 19.809        | 2'58.345P       |              | 9:41'51.421 |
| 6  | 26.438        | <b>30.392</b> | 22.154        | 19.171        | <b>1'38.155</b> | 281,3        | 9:47'46.896 | 3                                    | 27.212        | 31.079        | <b>22.338</b> | 19.572        | 1'40.201        | <b>272,1</b> | 9:43'31.622 |
| 7  | 26.502        | 30.498        | <b>22.127</b> | 19.402        | 1'38.529        | 280,6        | 9:49'25.425 | 4                                    | 28.558        | 31.545        | 22.579        | 19.564        | 1'42.246        | 270,7        | 9:45'13.868 |
| 8  | 26.382        | 30.462        | 22.229        | <b>19.153</b> | 1'38.226        | 281,3        | 9:51'03.651 | 5                                    | 26.822        | 31.023        | 22.445        | 19.488        | 1'39.778        | 269,3        | 9:46'53.646 |
| <b>15° 34 D. GIUGLIANO (1'38.217)</b>    |               |               |               |               |                 |              |             | 6                                    | 26.763        | <b>30.759</b> | 22.525        | <b>19.445</b> | <b>1'39.492</b> | 269,3        | 9:48'33.138 |
| Lap                                      | Seg.1         | Seg.2         | Seg.3         | Seg.4         | Lap Time        | km/h         | Local Time  | 7                                    | <b>26.675</b> | 31.061        | 22.628        | 19.485        | 1'39.849        | 270,7        | 9:50'12.987 |
| 1  | 26.567        | 35.289        | 30.255        | 19.668        |                 |              | 9:37'30.633 | <b>21° 19 P. SZKOPEK (1'39.747)</b>  |               |               |               |               |                 |              |             |
| 2  | 26.573        | 30.811        | 22.381        | 19.221        | 1'38.986        | 278,4        | 9:40'48.737 | Lap                                  | Seg.1         | Seg.2         | Seg.3         | Seg.4         | Lap Time        | km/h         | Local Time  |
| 3  | 26.301        | 30.745        | 22.535        | 19.353        | 1'38.934        | <b>279,1</b> | 9:42'27.671 |                                      |               | 32.872        | 23.382        | 20.024        |                 |              | 9:36'50.043 |
| 4  | 26.416        | 30.858        | 22.423        | 19.231        | 1'38.928        | 277,7        | 9:44'06.599 | 1                                    | 26.770        | 31.173        | 22.477        | 20.053        | 1'40.473        | 271,4        | 9:38'30.516 |
| 5  | 26.410        | 30.901        | <b>22.300</b> | 19.079        | 1'38.690        | 277,0        | 9:45'45.289 | 2                                    | 27.673        | 31.130        | 22.655        | 20.069        | 1'41.527        | 271,4        | 9:40'12.043 |
| 6  | 26.328        | 30.669        | 22.476        | 19.155        | 1'38.628        | <b>279,1</b> | 9:47'23.917 | 3                                    | 26.743        | 30.984        | <b>22.386</b> | 19.899        | 1'40.012        | 273,4        | 9:41'52.055 |
| 7  | 33.162        | 33.585        | 22.488        | 19.403        | 1'48.638        | <b>279,1</b> | 9:49'12.555 | 4                                    | <b>26.677</b> | 31.209        | 22.532        | 19.967        | 1'40.385        | 273,4        | 9:43'32.440 |
| 8  | <b>26.238</b> | <b>30.599</b> | 22.325        | <b>19.055</b> | <b>1'38.217</b> | 278,4        | 9:50'50.772 | 5                                    | 44.394        | 32.677        | 22.683        | 19.786        | 1'59.540C       | 274,1        | 9:45'31.980 |
| <b>16° 36 L. MERCADO (1'38.230)</b>      |               |               |               |               |                 |              |             | 6                                    | 26.886        | 30.966        | 22.398        | 19.865        | 1'40.115        | 272,1        | 9:47'12.095 |
| Lap                                      | Seg.1         | Seg.2         | Seg.3         | Seg.4         | Lap Time        | km/h         | Local Time  | 7                                    | 26.745        | <b>30.883</b> | 22.451        | <b>19.668</b> | <b>1'39.747</b> | <b>275,5</b> | 9:48'51.842 |
| 1  | 27.110        | 35.739        | 24.726        | 20.210        |                 |              | 9:37'05.774 | 8                                    | 26.782        | 32.401        | 24.889        | 21.231        | 1'45.303        | 273,4        | 9:50'37.145 |
| 2  | 26.599        | 30.926        | 22.539        | 19.373        | 1'39.948        | 278,4        | 9:38'45.722 | <b>22° 84 R. RUSSO (1'40.234)</b>    |               |               |               |               |                 |              |             |
| 3  | 26.446        | 30.540        | 22.528        | 19.230        | 1'38.897        | 282,0        | 9:40'24.619 | Lap                                  | Seg.1         | Seg.2         | Seg.3         | Seg.4         | Lap Time        | km/h         | Local Time  |
| 4  | 26.601        | 30.692        | 22.434        | 19.180        | 1'38.752        | <b>285,8</b> | 9:42'03.371 |                                      |               | 34.150        | 23.871        | 19.861        |                 |              | 9:37'00.233 |
| 5  | 26.488        | 34.950        | 26.553        | 19.481        | 1'47.585        | 282,8        | 9:43'50.956 | 1                                    | 26.840        | 31.197        | <b>22.772</b> | 19.649        | 1'40.458        | 267,3        | 9:38'40.691 |
| 6  | 26.488        | <b>30.421</b> | 22.407        | 19.203        | 1'38.519        | 281,3        | 9:45'29.475 | 2                                    | <b>26.412</b> | 1'03.403      | 30.447        | 30.213        | 2'30.475P       | 276,2        | 9:41'11.166 |
| 7  | 38.158        | 32.419        | 22.676        | 19.435        | 1'52.688C       | 285,0        | 9:47'22.163 | 3                                    | 3'18.587      | 33.673        | 23.632        | 19.605        | 4'35.497P       |              | 9:45'46.663 |
| 8  | <b>26.260</b> | 30.458        | <b>22.380</b> | 19.132        | <b>1'38.230</b> | 284,3        | 9:49'00.393 | 4                                    | 26.581        | 31.216        | 22.877        | 19.560        | <b>1'40.234</b> | 276,2        | 9:47'26.897 |
| 7  | 26.377        | 30.645        | 22.465        | <b>19.126</b> | 1'38.613        | 284,3        | 9:50'39.006 | 5                                    | 26.804        | <b>31.196</b> | 22.888        | <b>19.554</b> | 1'40.442        | 277,0        | 9:49'07.339 |
| <b>17° 88 R. KRUMMENACHER (1'38.689)</b> |               |               |               |               |                 |              |             | 6                                    | 27.791        | 32.230        | 25.248        | 20.043        | 1'45.312        | <b>277,7</b> | 9:50'52.651 |
| Lap                                      | Seg.1         | Seg.2         | Seg.3         | Seg.4         | Lap Time        | km/h         | Local Time  | <b>23° 55 M. ROCCOLI (1'41.063)</b>  |               |               |               |               |                 |              |             |
| 1  | 26.432        | 32.330        | 22.877        | 19.532        |                 |              | 9:36'44.695 | Lap                                  | Seg.1         | Seg.2         | Seg.3         | Seg.4         | Lap Time        | km/h         | Local Time  |
| 2  | <b>26.275</b> | <b>30.399</b> | 23.160        | 21.809        | 1'41.643        | 272,7        | 9:40'05.175 |                                      |               | 34.509        | 24.689        | 20.436        |                 |              | 9:37'05.756 |
| 3  | 26.404        | 30.575        | 22.481        | 19.320        | 1'38.780        | 272,7        | 9:41'43.955 | 1                                    | 27.688        | 31.579        | 23.196        | 19.695        | 1'42.158        | 268,7        | 9:38'47.914 |
| 4  | 26.476        | 30.440        | 22.853        | 19.443        | 1'39.212        | 268,0        | 9:43'23.167 | 2                                    | 27.259        | 31.724        | 23.508        | 19.661        | 1'42.152        | 274,1        | 9:40'30.066 |
| 5  | 26.601        | 30.632        | 22.524        | 19.415        | 1'39.172        | 272,1        | 9:45'02.339 | 3                                    | 27.072        | 34.499        | 23.369        | 19.976        | 1'44.916        | <b>276,2</b> | 9:42'14.982 |
| 6  | 26.427        | 30.632        | 22.499        | 19.346        | 1'38.904        | 273,4        | 9:46'41.243 | 4                                    | 27.356        | 31.863        | 23.442        | 19.833        | 1'42.494        | 273,4        | 9:43'57.476 |
| 7  | 26.432        | 30.768        | 22.434        | 19.435        | 1'39.069        | 272,7        | 9:48'20.312 | 5                                    | 27.152        | 31.741        | 23.394        | 19.870        | 1'42.157        | 272,1        | 9:45'39.633 |
|  |               |               |               |               |                 |              |             | 6                                    | 27.310        | 32.761        | 23.270        | 19.689        | 1'43.030        | 272,1        | 9:47'22.663 |
|  |               |               |               |               |                 |              |             | 7                                    | <b>26.912</b> | <b>31.463</b> | <b>23.016</b> | 19.672        | <b>1'41.063</b> | 275,5        | 9:49'03.726 |
|  |               |               |               |               |                 |              |             | 8                                    | 27.044        | 31.473        | 23.193        | <b>19.618</b> | 1'41.328        | 274,1        | 9:50'45.054 |

20/08/2017 P = Pits In/Out - C = Lap-Time Cancelled

These data/results cannot be reproduced, stored and/or transmitted in whole or in part by any manner of electronic, mechanical, photocopying, recording, broadcasting or otherwise now known or herein after developed without the previous express consent by the copyright owner, except for reproduction in daily press and regular printed publications on sale to the public within 60 days of the event related to those data/results and always provided that copyright symbol appears together as follows below.

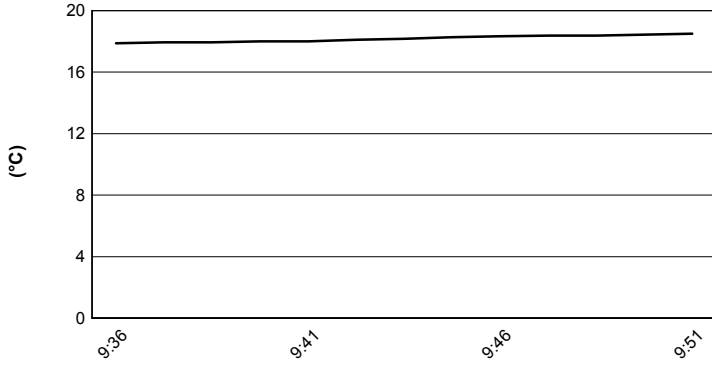
© DORNA WSBK ORGANIZATION Srl 2017



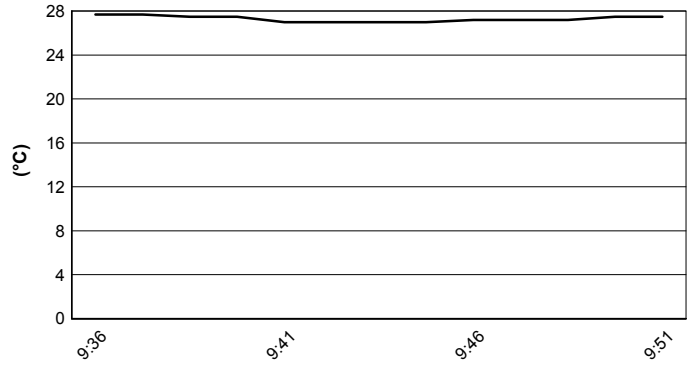
Lausitzring 4.265 m

**German Round, 18-19-20 August 2017**  
**World Superbike - Weather Report Warm Up**  
 Session started 09:35 - Session ended 9:52

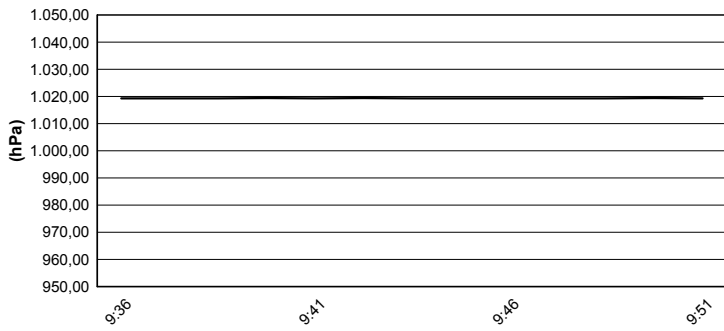
### Air Temperature



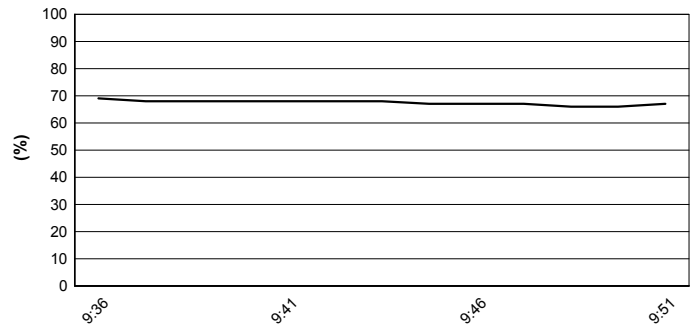
### Track Temperature



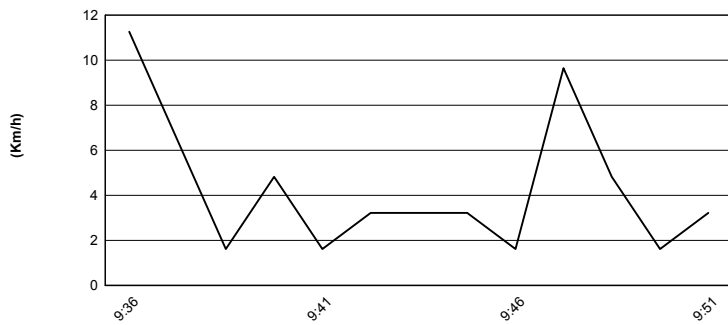
### Air Pressure



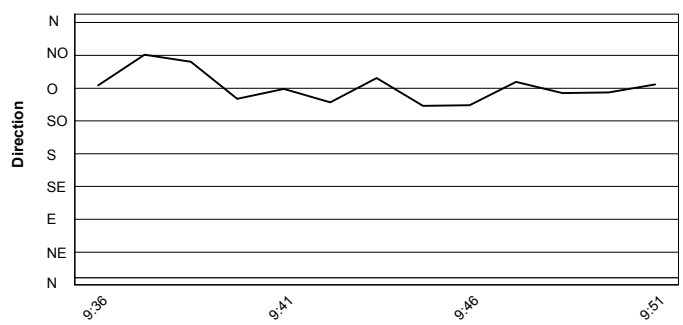
### Humidity



### Wind Speed



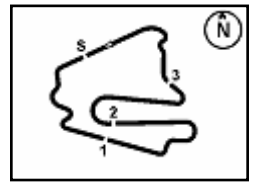
### Wind Direction



20/08/2017

These data/results cannot be reproduced, stored and/or transmitted in whole or in part by any manner of electronic, mechanical, photocopying, recording, broadcasting or otherwise now known or herein after developed without the previous express consent by the copyright owner, except for reproduction in daily press and regular printed publications on sale to the public within 60 days of the event related to those data/results and always provided that copyright symbol appears together as follows below.  
 © DORNA WSBK ORGANIZATION Srl 2017





Lausitzring 4.265 m

## German Round, 18-19-20 August 2017

### World Superbike - Starting Grid - Race 2

21 Laps x 4,265 km = 89,565 km

| Grid No. | Rider Name      | Team     | Grid No. | Rider Name      | Team      | Grid No. | Rider Name      | Team     |
|----------|-----------------|----------|----------|-----------------|-----------|----------|-----------------|----------|
| 1        | MELANDRI M.     | Ducati   | 2        | CAMIER L.       | MV Agusta | 3        | LOWES A.        | Yamaha   |
| 2        | SAVADORI L.     | Aprilia  | 3        | FORÉS X.        | Ducati    | 4        | TORRES J.       | BMW      |
| 3        | SYKES T.        | Kawasaki | 4        | REA J.          | Kawasaki  | 5        | DAVIES C.       | Ducati   |
| 4        | LAVERTY E.      | Aprilia  | 5        | REITERBERGER M. | BMW       | 6        | VAN DER MARK M. | Yamaha   |
| 5        | DE ROSA R.      | BMW      | 6        | MERCADO L.      | Aprilia   | 7        | BRADL S.        | Honda    |
| 6        | BADOVINI A.     | Kawasaki | 7        | GIUGLIANO D.    | Honda     | 8        | JEZEK O.        | Kawasaki |
| 7        | KRUMMENACHER R. | Kawasaki | 8        | RAMOS R.        | Kawasaki  | 9        | SZKOPEK P.      | Yamaha   |
| 8        | RUSSO R.        | Kawasaki | 9        | ROCCOLI M.      | Yamaha    |          |                 |          |

20/08/2017 Jury President .....

..... Race Director

These data/results cannot be reproduced, stored and/or transmitted in whole or in part by any manner of electronic, mechanical, photocopying, recording, broadcasting or otherwise now known or herein after developed without the previous express consent by the copyright owner, except for reproduction in daily press and regular printed publications on sale to the public within 60 days of the event related to those data/results and always provided that copyright symbol appears together as follows below.

© DORNA WSBK ORGANIZATION Srl 2017

FICR PERUGIA TIMING



Official Tyre Supplier



Official Timekeeper