



German Round, 18-19-20 August 2017

World Supersport - Results Superpole 1

No.	Rider	Nat	Team	Bike	Class	Time	Gap	Rel.	Laps	Speed	
										Avg	Max
1*	38 H. SOOMER	EST	WILSport Racedays	Honda CBR600RR	ESS	1'41.519			7	151,243	245,3
2*	87 L. ZANETTI	ITA	Team Factory Vamag	MV Agusta F3 675		1'41.935	0.416	0.416	6	150,625	251,1
3	13 A. WEST	AUS	EAB West Racing	Yamaha YZF R6		1'42.031	0.512	0.096	6	150,484	247,6
4	99 P. JACOBSEN	USA	MV Agusta Reparto Corse	MV Agusta F3 675		1'42.138	0.619	0.107	6	150,326	246,5
5	71 C. BERGMAN	SWE	CIA Landlord Insurance Honda	Honda CBR600RR		1'42.203	0.684	0.065	6	150,230	241,5
6	61 A. ZACCONE	ITA	MV Agusta Reparto Corse	MV Agusta F3 675	ESS	1'42.428	0.909	0.225	7	149,900	246,5
7	36 T. GRADINGER	AUT	MPB Racing	Yamaha YZF R6		1'42.509	0.990	0.081	7	149,782	247,0
8	65 M. CANDUCCI	ITA	3570 Puccetti Racing FMI	Kawasaki ZX-6R		1'42.826	1.307	0.317	5	149,320	246,5
9	47 R. HARTOG	NED	Team Hartog - Jenik - Against Cancer	Kawasaki ZX-6R	ESS	1'42.840	1.321	0.014	6	149,300	248,8
10	10 N. CALERO	ESP	Orelac Racing VerdNatura	Kawasaki ZX-6R		1'43.144	1.625	0.304	7	148,860	244,2
11	77 K. RYDE	GBR	Kawasaki Puccetti Racing	Kawasaki ZX-6R		1'43.181	1.662	0.037	6	148,806	242,6
12	11 C. GAMARINO	ITA	BARDAHL EVAN BROS. Honda Racing	Honda CBR600RR		1'43.257	1.738	0.076	5	148,697	242,6
13	25 A. BALDOLINI	ITA	Race Department ATK#25	MV Agusta F3 675		1'43.291	1.772	0.034	6	148,648	245,9
14	26 K. WATANABE	JPN	Team Kawasaki Go Eleven	Kawasaki ZX-6R		1'43.431	1.912	0.140	6	148,447	245,9
15	147 M. BUCHNER	GER	MVR Racing	Yamaha YZF R6		1'43.560	2.041	0.129	7	148,262	235,7
16	63 Z. KHAIRUDDIN	MAS	Orelac Racing VerdNatura	Kawasaki ZX-6R		1'43.586	2.067	0.026	6	148,225	240,9
17	35 S. HILL	GBR	Profile Racing	Triumph Daytona 675		1'43.694	2.175	0.108	4	148,070	246,5
18	83 L. EPIS	AUS	Response RE Racing	Kawasaki ZX-6R		1'43.912	2.393	0.218	4	147,760	238,3
19	56 P. SEBESTYÉN	HUN	SSP Hungary by Pedercini Racing	Kawasaki ZX-6R	ESS	1'44.644	3.125	0.732	8	146,726	240,9
20	74 J. VAN SIKKELERUS	NED	MVR Racing	Yamaha YZF R6	ESS	1'45.033	3.514	0.389	8	146,183	240,9
21	69 X. CARDELUS	AND	Race Department ATK#25	MV Agusta F3 675		1'46.045	4.526	1.012	7	144,788	237,2
22	104 K. EGUCHI	JPN	Kawasaki Puccetti Racing	Kawasaki ZX-6R		1'46.414	4.895	0.369	8	144,286	242,0
23	48 G. SCARCELLA	AUS	GEMAR Team Lorini	Honda CBR600RR		1'46.708	5.189	0.294	7	143,888	238,3

* Qualified to Superpole 2

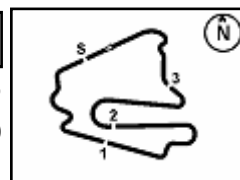
AIR	Humidity:	52%	Temp:	21°C
TRACK	Condition:	Dry	Temp:	34°C

Records	Pole (SP2)	2016 K.Sofuoglu	1'40.778	152,350	Km/h
	Race (RC)	2016 N.Tuuli	1'41.035	151,970	Km/h
	Circuit (SP2)	2016 K.Sofuoglu	1'40.778	152,350	Km/h

Start 19/08/2017 14:00 End 14:17 The results are provisional until the end of the time limit for protests and appeals and the completion of the technical checks.

These data/results cannot be reproduced, stored and/or transmitted in whole or in part by any manner of electronic, mechanical, photocopying, recording, broadcasting or otherwise now known or herein after developed without the previous express consent by the copyright owner, except for reproduction in daily press and regular printed publications on sale to the public within 60 days of the event related to those data/results and always provided that copyright symbol appears together as follows below.

© DORNA WSBK ORGANIZATION Srl 2017



German Round, 18-19-20 August 2017

World Supersport - Results Superpole 1

Session Highlights

Local Time	No. Rider	Description
14.00.00		Start
14.11.18	69 X. CARDELUS	Lap Cancelled - Exceeded Track Limits - Turn 1
14.11.40	35 S. HILL	Crashed - Turn 3
14.11.50	63 Z. KHAIRUDDIN	Lap Cancelled - Exceeded Track Limits - Turn 1
14.12.58	48 G. SCARCELLA	Lap Cancelled - Exceeded Track Limits - Turn 1
14.13.07	83 L. EPIS	Crashed - Turn 10
14.17.19		End Of Session

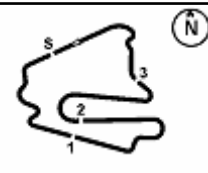
Fastest Laps Sequence

No.	Rider	Nat	Team	Bike	Local Time	Time	Gap	Avg
71	C. BERGMAN	SWE	CIA Landlord Insurance Honda	Honda CBR600RR	14:03'33.436	1'43.481		148,375
87	L. ZANETTI	ITA	Team Factory Vamag	MV Agusta F3 675	14:03'42.317	1'43.081	-0.400	148,951
71	C. BERGMAN	SWE	CIA Landlord Insurance Honda	Honda CBR600RR	14:05'16.495	1'43.059	-0.022	148,983
36	T. GRADINGER	AUT	MPB Racing	Yamaha YZF R6	14:05'16.631	1'42.942	-0.117	149,152
38	H. SOOMER	EST	WILSport Racedays	Honda CBR600RR	14:10'46.479	1'42.549	-0.393	149,724
13	A. WEST	AUS	EAB West Racing	Yamaha YZF R6	14:12'23.331	1'42.291	-0.258	150,101
38	H. SOOMER	EST	WILSport Racedays	Honda CBR600RR	14:12'28.177	1'41.698	-0.593	150,976
38	H. SOOMER	EST	WILSport Racedays	Honda CBR600RR	14:14'09.696	1'41.519	-0.179	151,243

Start 19/08/2017 14:00 End 14:17 The results are provisional until the end of the time limit for protests and appeals and the completion of the technical checks.

These data/results cannot be reproduced, stored and/or transmitted in whole or in part by any manner of electronic, mechanical, photocopying, recording, broadcasting or otherwise now known or herein after developed without the previous express consent by the copyright owner, except for reproduction in daily press and regular printed publications on sale to the public within 60 days of the event related to those data/results and always provided that copyright symbol appears together as follows below.

© DORNA WSBK ORGANIZATION Srl 2017



Lausitzring 4.265 m

German Round, 18-19-20 August 2017

World Supersport - Best Sector & Speed Superpole 1

BEST LAP			
1	38 H. SOOMER	Honda CBR600RR	1'41.519
2	87 L. ZANETTI	MV Austa F3 675	1'41.935
3	13 A. WEST	Yamaha YZF R6	1'42.031
4	99 P. JACOBSEN	MV Austa F3 675	1'42.138
5	71 C. BERGMAN	Honda CBR600RR	1'42.203
6	61 A. ZACCONE	MV Austa F3 675	1'42.428
7	36 T. GRADINGER	Yamaha YZF R6	1'42.509
8	65 M. CANDUCCI	Kawasaki ZX-6R	1'42.826
9	47 R. HARTOG	Kawasaki ZX-6R	1'42.840
10	10 N. CALERO	Kawasaki ZX-6R	1'43.144
11	77 K. RYDE	Kawasaki ZX-6R	1'43.181
12	11 C. GAMARINO	Honda CBR600RR	1'43.257
13	25 A. BALDOLINI	MV Austa F3 675	1'43.291
14	26 K. WATANABE	Kawasaki ZX-6R	1'43.431
15	147 M. BUCHNER	Yamaha YZF R6	1'43.560
16	63 Z. KHAIRUDDIN	Kawasaki ZX-6R	1'43.586
17	35 S. HILL	Triumph Daytona 675	1'43.694
18	83 L. EPIS	Kawasaki ZX-6R	1'43.912
19	56 P. SEBESTYÉN	Kawasaki ZX-6R	1'44.644
20	74 J. VAN SIKKELERUS	Yamaha YZF R6	1'45.033
21	69 X. CARDELUS	MV Austa F3 675	1'46.045
22	104 K. EGUCHI	Kawasaki ZX-6R	1'46.414
23	48 G. SCARCELLA	Honda CBR600RR	1'46.708

SPEED			
1	87 L. ZANETTI	MV Austa F3 675	251.1
2	47 R. HARTOG	Kawasaki ZX-6R	248.8
3	13 A. WEST	Yamaha YZF R6	247.6
4	36 T. GRADINGER	Yamaha YZF R6	247.0
5	99 P. JACOBSEN	MV Austa F3 675	246.5
6	65 M. CANDUCCI	Kawasaki ZX-6R	246.5
7	35 S. HILL	Triumph Daytona 675	246.5
8	61 A. ZACCONE	MV Austa F3 675	246.5
9	26 K. WATANABE	Kawasaki ZX-6R	245.9
10	25 A. BALDOLINI	MV Austa F3 675	245.9
11	38 H. SOOMER	Honda CBR600RR	245.3
12	10 N. CALERO	Kawasaki ZX-6R	244.2
13	77 K. RYDE	Kawasaki ZX-6R	242.6
14	11 C. GAMARINO	Honda CBR600RR	242.6
15	104 K. EGUCHI	Kawasaki ZX-6R	242.0
16	71 C. BERGMAN	Honda CBR600RR	241.5
17	56 P. SEBESTYÉN	Kawasaki ZX-6R	240.9
18	74 J. VAN SIKKELERUS	Yamaha YZF R6	240.9
19	63 Z. KHAIRUDDIN	Kawasaki ZX-6R	240.9
20	83 L. EPIS	Kawasaki ZX-6R	238.3
21	48 G. SCARCELLA	Honda CBR600RR	238.3
22	69 X. CARDELUS	MV Austa F3 675	237.2
23	147 M. BUCHNER	Yamaha YZF R6	235.7

SEG. 1		SEG. 2		SEG. 3		SEG. 4		
1	87 L. ZANETTI	26.719	1	38 H. SOOMER	31.646	1	38 H. SOOMER	19.880
2	13 A. WEST	26.870	2	87 L. ZANETTI	31.660	2	13 A. WEST	19.945
3	61 A. ZACCONE	26.888	3	13 A. WEST	31.838	3	71 C. BERGMAN	19.989
4	38 H. SOOMER	26.945	4	65 M. CANDUCCI	31.904	4	36 T. GRADINGER	20.042
5	99 P. JACOBSEN	27.121	5	71 C. BERGMAN	31.945	5	99 P. JACOBSEN	20.173
6	36 T. GRADINGER	27.311	6	99 P. JACOBSEN	31.976	6	61 A. ZACCONE	20.175
7	10 N. CALERO	27.324	7	47 R. HARTOG	32.025	7	77 K. RYDE	20.176
8	11 C. GAMARINO	27.338	8	36 T. GRADINGER	32.074	8	26 K. WATANABE	20.188
9	47 R. HARTOG	27.371	9	61 A. ZACCONE	32.124	9	11 C. GAMARINO	20.198
10	77 K. RYDE	27.390	10	63 Z. KHAIRUDDIN	32.212	10	87 L. ZANETTI	20.216
11	25 A. BALDOLINI	27.406	11	11 C. GAMARINO	32.258	11	13 A. WEST	20.291
12	71 C. BERGMAN	27.424	12	25 A. BALDOLINI	32.313	12	35 S. HILL	20.296
13	65 M. CANDUCCI	27.465	13	77 K. RYDE	32.315	13	47 R. HARTOG	20.296
14	26 K. WATANABE	27.504	14	35 S. HILL	32.349	14	25 A. BALDOLINI	20.350
15	147 M. BUCHNER	27.574	15	147 M. BUCHNER	32.443	15	147 M. BUCHNER	20.366
16	63 Z. KHAIRUDDIN	27.610	16	83 L. EPIS	32.469	16	10 N. CALERO	20.374
17	83 L. EPIS	27.736	17	10 N. CALERO	32.470	17	63 Z. KHAIRUDDIN	20.390
18	56 P. SEBESTYÉN	27.785	18	26 K. WATANABE	32.509	18	83 L. EPIS	20.444
19	74 J. VAN SIKKELER	27.800	19	56 P. SEBESTYÉN	32.593	19	74 J. VAN SIKKELER	20.652
20	35 S. HILL	27.852	20	74 J. VAN SIKKELER	32.864	20	56 P. SEBESTYÉN	20.654
21	69 X. CARDELUS	27.963	21	104 K. EGUCHI	33.199	21	104 K. EGUCHI	20.822
22	104 K. EGUCHI	28.224	22	48 G. SCARCELLA	33.215	22	69 X. CARDELUS	20.877
23	48 G. SCARCELLA	28.291	23	69 X. CARDELUS	33.246	23	48 G. SCARCELLA	21.075

19/08/2017

These data/results cannot be reproduced, stored and/or transmitted in whole or in part by any manner of electronic, mechanical, photocopying, recording, broadcasting or otherwise now known or herein after developed without the previous express consent by the copyright owner, except for reproduction in daily press and regular printed publications on sale to the public within 60 days of the event related to those data/results and always provided that copyright symbol appears together as follows below.

© DORNA WSBK ORGANIZATION Srl 2017



Lausitzring 4.265 m

German Round, 18-19-20 August 2017
World Supersport - Ideal Times Superpole 1

Rider No.	Nat	Bike	Seg. 1 Diff. 1	Seg. 2 Diff. 2	Seg. 3 Diff. 3	Seg. 4 Diff. 4	Ideal Time			
							Best Lap	Pos.	Diff.	
1	38 H. SOOMER	EST	Honda CBR600RR	26.945	31.646	22.809 0.064	19.880 0.175	1'41.280 1'41.519	1	0.239
2	87 L. ZANETTI	ITA	MV Agusta F3 675	26.719	31.660 0.205	23.102 0.033	20.216	1'41.697 1'41.935	2	0.238
3	13 A. WEST	AUS	Yamaha YZF R6	26.870	31.838	22.851 0.099	20.291 0.082	1'41.850 1'42.031	3	0.181
4	99 P. JACOBSEN	USA	MV Agusta F3 675	27.121 0.037	31.976	22.947	20.042 0.015	1'42.086 1'42.138	4	0.052
5	71 C. BERGMAN	SWE	Honda CBR600RR	27.424	31.945	22.889	19.945	1'42.203 1'42.203	5	
6	36 T. GRADINGER	AUT	Yamaha YZF R6	27.311 0.105	32.074	22.913	19.989 0.117	1'42.287 1'42.509	7	0.222
7	61 A. ZACCONE	ITA	MV Agusta F3 675	26.888	32.124 0.089	23.124	20.175 0.028	1'42.311 1'42.428	6	0.117
8	65 M. CANDUCCI	ITA	Kawasaki ZX-6R	27.465	31.904	23.284	20.173	1'42.826 1'42.826	8	
9	47 R. HARTOG	NED	Kawasaki ZX-6R	27.371	32.025	23.148	20.296	1'42.840 1'42.840	9	
10	77 K. RYDE	GBR	Kawasaki ZX-6R	27.390 0.067	32.315	23.219	20.176 0.014	1'43.100 1'43.181	11	0.081
11	10 N. GALERO	ESP	Kawasaki ZX-6R	27.324	32.470	22.976	20.374	1'43.144 1'43.144	10	
12	11 C. GAMARINO	ITA	Honda CBR600RR	27.338	32.258	23.448 0.015	20.198	1'43.242 1'43.257	12	0.015
13	25 A. BALDOLINI	ITA	MV Agusta F3 675	27.406 0.027	32.313	23.179 0.016	20.350	1'43.248 1'43.291	13	0.043
14	63 Z. KHAIRUDDIN	MAS	Kawasaki ZX-6R	27.610	32.212 0.213	23.078	20.390 0.083	1'43.290 1'43.586	16	0.296
15	26 K. WATANABE	JPN	Kawasaki ZX-6R	27.504	32.509	23.230	20.188	1'43.431 1'43.431	14	
16	147 M. BUCHNER	GER	Yamaha YZF R6	27.574	32.443	23.167 0.010	20.366	1'43.550 1'43.560	15	0.010
17	35 S. HILL	GBR	Triumph Daytona 675	27.852 0.020	32.349	23.177	20.296	1'43.674 1'43.694	17	0.020
18	83 L. EPIS	AUS	Kawasaki ZX-6R	27.736 0.091	32.469	23.172	20.444	1'43.821 1'43.912	18	0.091
19	56 P. SEBESTYÉN	HUN	Kawasaki ZX-6R	27.785 0.036	32.593 0.077	23.463	20.654 0.036	1'44.495 1'44.644	19	0.149
20	74 J. VAN SIKKELERUS	NED	Yamaha YZF R6	27.800	32.864 0.074	23.537 0.066	20.652 0.040	1'44.853 1'45.033	20	0.180
21	69 X. CARDELUS	AND	MV Agusta F3 675	27.963	33.246 0.223	23.697 0.039	20.877	1'45.783 1'46.045	21	0.262
22	104 K. EGUCHI	JPN	Kawasaki ZX-6R	28.224	33.199	23.925 0.203	20.822 0.041	1'46.170 1'46.414	22	0.244
23	48 G. SCARCELLA	AUS	Honda CBR600RR	28.291 0.013	33.215 0.117	23.865	21.075 0.132	1'46.446 1'46.708	23	0.262
Overall Ideal Time				26.719	31.646	22.809	19.880	1'41.054		

19/08/2017

These data/results cannot be reproduced, stored and/or transmitted in whole or in part by any manner of electronic, mechanical, photocopying, recording, broadcasting or otherwise now known or herein after developed without the previous express consent by the copyright owner, except for reproduction in daily press and regular printed publications on sale to the public within 60 days of the event related to those data/results and always provided that copyright symbol appears together as follows below.

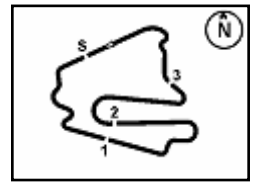
© DORNA WSBK ORGANIZATION Srl 2017

PIRELLI PERUGIA TIMING


Official Tyre Supplier



Official Timekeeper



German Round, 18-19-20 August 2017

World Supersport - Chronological Analysis Superpole 1

15° 147 M. BUCHNER (1'43.560)							
Lap	Seg.1	Seg.2	Seg.3	Seg.4	Lap Time	km/h	Local Time
		52.570	36.378	22.666			14:03'31.120
1	29.613	34.048	23.801	25.238	1'52.700	228,2	14:05'23.820
2	27.761	32.931	23.987	20.669	1'45.348	233,6	14:07'09.168
3	27.733	32.915	23.575	20.567	1'44.790	234,6	14:08'53.958
4	27.691	32.628	23.453	20.471	1'44.243	233,6	14:10'38.201
5	27.942	32.758	23.167	20.427	1'44.294	233,6	14:12'22.495
6	27.574	32.443	23.177	20.366	1'43.560	235,1	14:14'06.055
7	27.657	35.963	25.355	20.595	1'49.570	235,7	14:15'55.625

16° 63 Z. KHAIRUDDIN (1'43.586)							
Lap	Seg.1	Seg.2	Seg.3	Seg.4	Lap Time	km/h	Local Time
		33.534	23.407	20.629			14:02'11.016
1	27.719	32.380	23.117	20.424	1'43.640	238,8	14:03'54.656
2	27.610	32.425	23.078	20.473	1'43.586	239,3	14:05'38.242
3	28.437	35.667	24.275	29.729	1'58.108P	240,9	14:07'36.350
4	2'31.781	35.204	28.094	20.689	3'55.768P		14:11'32.118
5	40.313	34.884	23.754	20.601	1'59.552C	240,4	14:13'31.670
6	27.657	32.212	23.503	20.390	1'43.762	238,8	14:15'15.432

17° 35 S. HILL (1'43.694)							
Lap	Seg.1	Seg.2	Seg.3	Seg.4	Lap Time	km/h	Local Time
		33.889	24.181	21.183			14:01'51.633
1	27.872	32.349	23.177	20.296	1'43.694	240,9	14:03'35.327
2	27.852	32.870	23.677	21.290	1'45.689	246,5	14:05'21.016
3	27.956	32.646	23.536	30.268	1'54.406P	239,3	14:07'15.422
4	2'30.330	33.271	23.923	20.619	3'48.143P		14:11'03.565

18° 83 L. EPIS (1'43.912)							
Lap	Seg.1	Seg.2	Seg.3	Seg.4	Lap Time	km/h	Local Time
		34.201	24.357	21.172			14:01'51.273
1	27.827	32.469	23.172	20.444	1'43.912	236,2	14:03'35.185
2	27.870	33.679	24.119	30.353	1'56.021P	238,3	14:05'31.206
3	2'46.308	34.578	23.476	20.835	4'05.197P		14:09'36.403
4	27.736	32.733	23.343	21.877	1'45.689	236,2	14:11'22.092

19° 56 P. SEBESTYÉN (1'44.644)							
Lap	Seg.1	Seg.2	Seg.3	Seg.4	Lap Time	km/h	Local Time
		34.115	25.589	21.255			14:01'54.010
1	28.230	33.141	24.130	21.362	1'46.863	239,3	14:03'40.873
2	31.438	33.877	23.495	20.699	1'49.509	240,9	14:05'30.382
3	27.945	33.219	23.624	20.807	1'45.595	238,3	14:07'15.977
4	32.562	32.890	23.595	20.796	1'49.843	239,9	14:09'05.820
5	28.060	32.967	23.501	20.658	1'45.186	237,7	14:10'51.006
6	27.980	35.314	24.365	21.561	1'49.220	237,7	14:12'40.226
7	27.821	32.670	23.463	20.690	1'44.644	236,7	14:14'24.870
8	27.785	32.593	23.781	20.654	1'44.813	236,7	14:16'09.683

20° 74 J. VAN SIKKELERUS (1'45.033)							
Lap	Seg.1	Seg.2	Seg.3	Seg.4	Lap Time	km/h	Local Time
		34.034	24.516	21.587			14:02'00.159
1	28.475	33.274	23.945	20.733	1'46.427	238,8	14:03'46.586
2	27.901	33.167	23.806	20.764	1'45.638	240,9	14:05'32.224
3	27.995	33.246	23.898	20.937	1'46.076	239,9	14:07'18.300
4	27.936	33.064	23.791	20.652	1'45.443	239,3	14:09'03.743
5	28.245	33.155	23.849	21.013	1'46.262	238,8	14:10'50.005
6	28.359	33.407	23.815	21.131	1'46.712	238,8	14:12'36.717
7	27.940	32.864	23.537	20.716	1'45.057	239,9	14:14'21.774
8	27.800	32.938	23.603	20.692	1'45.033	238,3	14:16'06.807

21° 69 X. CARDELUS (1'46.045)							
Lap	Seg.1	Seg.2	Seg.3	Seg.4	Lap Time	km/h	Local Time
		34.027	24.522	21.494			14:01'53.496
1	28.394	33.702	24.469	21.323	1'47.888	230,6	14:03'41.384
2	29.340	42.875	25.081	20.916	1'58.212	237,2	14:05'39.596
3	28.433	33.246	23.932	21.157	1'46.768	235,7	14:07'26.364
4	28.272	33.283	23.807	21.102	1'46.464	233,6	14:09'12.828
5	27.963	33.469	23.736	20.877	1'46.045	233,1	14:10'58.873
6	39.954	34.030	23.938	30.279	2'08.201CP	233,6	14:13'07.074
7	49.634	33.442	23.697	21.137	2'07.910P		14:15'14.984

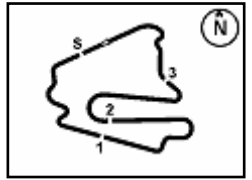
22° 104 K. EGUCHI (1'46.414)							
Lap	Seg.1	Seg.2	Seg.3	Seg.4	Lap Time	km/h	Local Time
		34.414	24.435	21.189			14:02'24.087
1	28.919	34.604	24.368	20.922	1'48.813	239,9	14:04'12.900
2	28.475	33.425	24.045	20.947	1'46.892	239,9	14:05'59.792
3	28.287	33.296	24.111	20.822	1'46.516	240,9	14:07'46.308
4	28.224	33.199	24.128	20.863	1'46.414	238,8	14:09'32.722
5	28.228	33.448	23.925	20.827	1'46.428	237,7	14:11'19.150
6	28.854	33.442	25.245	21.496	1'49.037	238,8	14:13'08.187
7	28.776	33.631	24.344	21.111	1'47.862	236,7	14:14'56.049
8	28.668	33.624	24.060	20.864	1'47.216	242,0	14:16'43.265

23° 48 G. SCARCELLA (1'46.708)							
Lap	Seg.1	Seg.2	Seg.3	Seg.4	Lap Time	km/h	Local Time
		34.531	24.779	21.540			14:01'52.986
1	28.625	33.384	24.439	21.216	1'47.664	235,1	14:03'40.650
2	28.585	33.215	23.968	21.075	1'46.843	237,2	14:05'27.493
3	29.136	33.559	24.172	21.236	1'48.103	238,3	14:07'15.596
4	28.291	33.505	24.125	21.269	1'47.190	235,1	14:09'02.786
5	28.501	33.264	24.008	21.311	1'47.084	234,6	14:10'49.870
6	28.304	33.332	23.865	21.207	1'46.708	234,6	14:12'36.578
7	48.908	51.020	24.506	21.570	2'26.004C	234,6	14:15'02.582

19/08/2017 P = Pits In/Out - C = Lap-Time Cancelled

These data/results cannot be reproduced, stored and/or transmitted in whole or in part by any manner of electronic, mechanical, photocopying, recording, broadcasting or otherwise now known or herein after developed without the previous express consent by the copyright owner, except for reproduction in daily press and regular printed publications on sale to the public within 60 days of the event related to those data/results and always provided that copyright symbol appears together as follows below.

© DORNA WSBK ORGANIZATION Srl 2017




Lausitzring 4.265 m

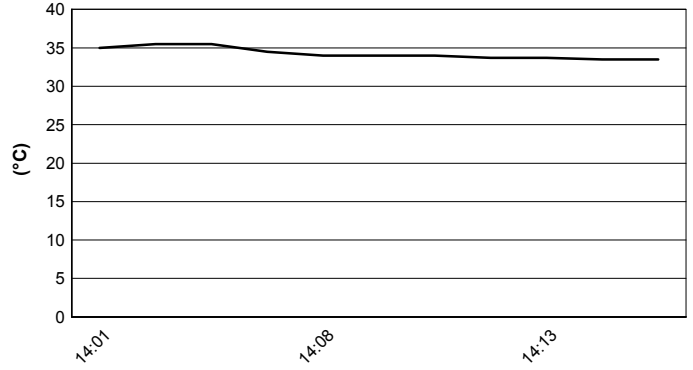
German Round, 18-19-20 August 2017
World Supersport - Weather Report Superpole 1

Session started 14.00 Session ended 14:17


Air Temperature



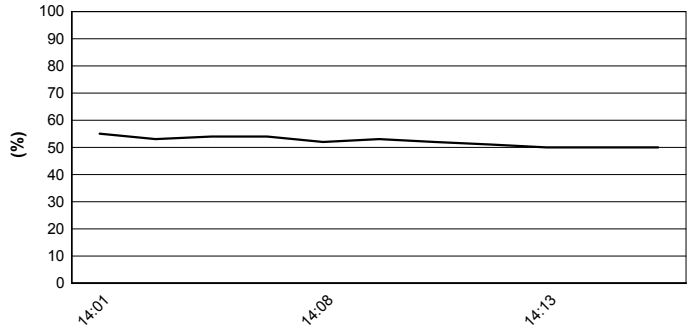
Track Temperature



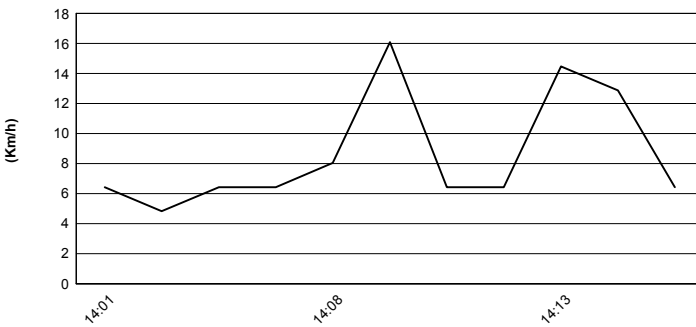
Air Pressure



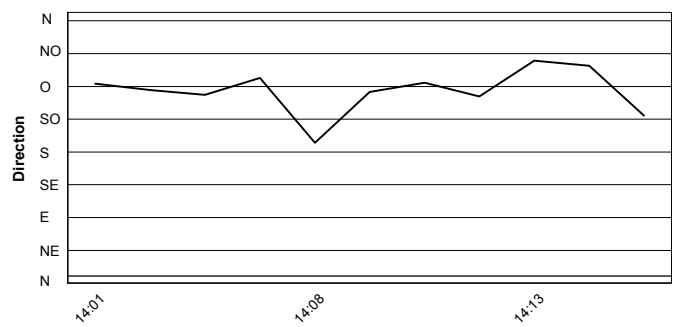
Humidity



Wind Speed



Wind Direction



19/08/2017

These data/results cannot be reproduced, stored and/or transmitted in whole or in part by any manner of electronic, mechanical, photocopying, recording, broadcasting or otherwise now known or herein after developed without the previous express consent by the copyright owner, except for reproduction in daily press and regular printed publications on sale to the public within 60 days of the event related to those data/results and always provided that copyright symbol appears together as follows below.
© DORNA WSBK ORGANIZATION Srl 2017



Official Tyre Supplier



Official Timekeeper