

German Round, 18-19-20 August 2017

World Supersport - Results Warm Up

No.	Rider	Nat	Team	Bike	Class	Time	Gap	Rel.	Laps	Speed	
										Avg	Max
1	1 K. SOFUOGLU	TUR	Kawasaki Puccetti Racing	Kawasaki ZX-6R		1'41.048			8	151,948	247,0
2	32 S. MORAIS	RSA	Kallio Racing	Yamaha YZF R6		1'41.115	0.067	0.067	9	151,847	254,0
3	66 N. TUULI	FIN	Kallio Racing	Yamaha YZF R6		1'41.201	0.153	0.086	9	151,718	250,5
4	64 F. CARICASULO	ITA	GRT Yamaha Official WorldSSP Team	Yamaha YZF R6		1'41.377	0.329	0.176	9	151,454	252,3
5	144 L. MAHIAS	FRA	GRT Yamaha Official WorldSSP Team	Yamaha YZF R6		1'41.477	0.429	0.100	8	151,305	243,7
6	99 P. JACOBSEN	USA	MV Agusta Reparto Corse	MV Agusta F3 675		1'42.015	0.967	0.538	9	150,507	247,6
7	16 J. CLUZEL	FRA	CIA Landlord Insurance Honda	Honda CBR600RR		1'42.136	1.088	0.121	2	150,329	245,9
8	81 L. STAPLEFORD	GBR	Profile Racing	Triumph Daytona 675		1'42.431	1.383	0.295	9	149,896	247,0
9	111 K. SMITH	GBR	GEMAR Team Lorini	Honda CBR600RR		1'42.527	1.479	0.096	9	149,756	248,2
10	87 L. ZANETTI	ITA	Team Factory Vamag	MV Agusta F3 675		1'42.530	1.482	0.003	9	149,751	247,6
11	36 T. GRADINGER	AUT	MPB Racing	Yamaha YZF R6		1'42.683	1.635	0.153	9	149,528	251,1
12	78 H. OKUBO	JPN	CIA Landlord Insurance Honda	Honda CBR600RR		1'42.878	1.830	0.195	9	149,245	249,3
13	4 G. REA	GBR	Team Kawasaki Go Eleven	Kawasaki ZX-6R		1'42.920	1.872	0.042	7	149,184	246,5
14	11 C. GAMARINO	ITA	BARDAHL EVAN BROS. Honda Racing	Honda CBR600RR		1'42.933	1.885	0.013	9	149,165	247,6
15	47 R. HARTOG	NED	Team Hartog - Jenik - Against Cancer	Kawasaki ZX-6R	ESS	1'42.977	1.929	0.044	9	149,101	248,2
16	63 Z. KHAIRUDDIN	MAS	Orelac Racing VerdNatura	Kawasaki ZX-6R		1'43.133	2.085	0.156	9	148,876	246,5
17	77 K. RYDE	GBR	Kawasaki Puccetti Racing	Kawasaki ZX-6R		1'43.239	2.191	0.106	9	148,723	247,0
18	61 A. ZACCONI	ITA	MV Agusta Reparto Corse	MV Agusta F3 675	ESS	1'43.241	2.193	0.002	8	148,720	244,8
19	13 A. WEST	AUS	EAB West Racing	Yamaha YZF R6		1'43.262	2.214	0.021	2	148,690	243,7
20	25 A. BALDOLINI	ITA	Race Department ATK#25	MV Agusta F3 675		1'43.492	2.444	0.230	9	148,359	244,2
21	147 M. BUCHNER	GER	MVR Racing	Yamaha YZF R6		1'43.536	2.488	0.044	9	148,296	242,0
22	71 C. BERGMAN	SWE	CIA Landlord Insurance Honda	Honda CBR600RR		1'43.597	2.549	0.061	9	148,209	247,6
23	38 H. SOOMER	EST	WILSport Racedays	Honda CBR600RR	ESS	1'43.605	2.557	0.008	8	148,197	247,0
24	10 N. CALERO	ESP	Orelac Racing VerdNatura	Kawasaki ZX-6R		1'43.758	2.710	0.153	8	147,979	242,6
25	83 L. EPIS	AUS	Response RE Racing	Kawasaki ZX-6R		1'43.932	2.884	0.174	9	147,731	242,0
26	26 K. WATANABE	JPN	Team Kawasaki Go Eleven	Kawasaki ZX-6R		1'44.093	3.045	0.161	9	147,503	245,9
27	65 M. CANDUCCI	ITA	3570 Puccetti Racing FMI	Kawasaki ZX-6R		1'44.099	3.051	0.006	9	147,494	247,0
28	56 P. SEBESTYÉN	HUN	SSP Hungary by Pedercini Racing	Kawasaki ZX-6R	ESS	1'44.275	3.227	0.176	9	147,245	243,1
29	35 S. HILL	GBR	Profile Racing	Triumph Daytona 675		1'44.482	3.434	0.207	8	146,954	244,8
30	69 X. CARDELUS	AND	Race Department ATK#25	MV Agusta F3 675		1'45.092	4.044	0.610	4	146,101	238,8
31	74 J. VAN SIKKELERUS	NED	MVR Racing	Yamaha YZF R6	ESS	1'45.163	4.115	0.071	9	146,002	243,1
32	104 K. EGUCHI	JPN	Kawasaki Puccetti Racing	Kawasaki ZX-6R		1'46.307	5.259	1.144	9	144,431	245,9
33	48 G. SCARCELLA	AUS	GEMAR Team Lorini	Honda CBR600RR		1'46.569	5.521	0.262	8	144,076	238,8

AIR	Humidity:	71%	Temp:	17°C
TRACK	Condition:	Dry	Temp:	24°C

Records	Pole (SP2)	2017 S.Morais	1'40.440	152,870	Km/h
	Race (RC)	2016 N.Tuuli	1'41.035	151,970	Km/h
	Circuit (SP2)	2017 S.Morais	1'40.440	152,870	Km/h

Start 20/08/2017 09:00 End 09:23 The results are provisional until the end of the time limit for protests and appeals and the completion of the technical checks.

These data/results cannot be reproduced, stored and/or transmitted in whole or in part by any manner of electronic, mechanical, photocopying, recording, broadcasting or otherwise now known or herein after developed without the previous express consent by the copyright owner, except for reproduction in daily press and regular printed publications on sale to the public within 60 days of the event related to those data/results and always provided that copyright symbol appears together as follows below.

© DORNA WSBK ORGANIZATION Srl 2017



German Round, 18-19-20 August 2017

World Supersport - Results Warm Up

Session Highlights

Local Time	No. Rider	Description
09.00.00		Start
09.04.54	48 G. SCARCELLA	On the Gravel - Re-Joined - Turn 6
09.05.06	10 N. CALERO	On the Gravel - Re-Joined - Turn 6
09.05.33	32 S. MORAIS	Check Transponder Battery
09.07.35	78 H. OKUBO	Lap Cancelled - Exceeded Track Limits - Turn 1
09.10.42	69 X. CARDELUS	Crashed - Turn 5
09.10.47		RED FLAG
09.13.20	69 X. CARDELUS	Medical Centre
09.17.00		Session Restart
09.23.25		End Of Session

Fastest Laps Sequence

No.	Rider	Nat	Team	Bike	Local Time	Time	Gap	Avg
77	K. RYDE	GBR	Kawasaki Puccetti Racing	Kawasaki ZX-6R	09:03'36.990	1'44.706		146,639
71	C. BERGMAN	SWE	CIA Landlord Insurance Honda	Honda CBR600RR	09:03'40.952	1'44.473	-0.233	146,966
81	L. STAPLEFORD	GBR	Profile Racing	Triumph Daytona 675	09:03'51.955	1'43.703	-0.770	148,057
66	N. TUULI	FIN	Kallio Racing	Yamaha YZF R6	09:03'52.696	1'43.073	-0.630	148,962
1	K. SOFUOGLU	TUR	Kawasaki Puccetti Racing	Kawasaki ZX-6R	09:04'27.377	1'41.756	-1.317	150,890
144	L. MAHIAS	FRA	GRT Yamaha Official WorldSSP Team	Yamaha YZF R6	09:07'50.920	1'41.482	-0.274	151,298
1	K. SOFUOGLU	TUR	Kawasaki Puccetti Racing	Kawasaki ZX-6R	09:07'54.047	1'41.048	-0.434	151,948

20/08/2017 Start End The results are provisional until the end of the time limit for protests and appeals
09.00 09:23 and the completion of the technical checks.

These data/results cannot be reproduced, stored and/or transmitted in whole or in part by any manner of electronic, mechanical, photocopying, recording, broadcasting or otherwise now known or herein after developed without the previous express consent by the copyright owner, except for reproduction in daily press and regular printed publications on sale to the public within 60 days of the event related to those data/results and always provided that copyright symbol appears together as follows below.

© DORNA WSBK ORGANIZATION Srl 2017



Lausitzring 4.265 m

German Round, 18-19-20 August 2017

World Supersport - Best Sector & Speed Warm Up

BEST LAP			
1	1 K. SOFUOGLU	Kawasaki ZX-6R	1'41.048
2	32 S. MORAIS	Yamaha YZF R6	1'41.115
3	66 N. TUULI	Yamaha YZF R6	1'41.201
4	64 F. CARICASULO	Yamaha YZF R6	1'41.377
5	144 L. MAHIAS	Yamaha YZF R6	1'41.477
6	99 P. JACOBSEN	MV Agusta F3 675	1'42.015
7	16 J. CLUZEL	Honda CBR600RR	1'42.136
8	81 L. STAPLEFORD	Triumph Daytona 675	1'42.431
9	111 K. SMITH	Honda CBR600RR	1'42.527
10	87 L. ZANETTI	MV Agusta F3 675	1'42.530
11	36 T. GRADINGER	Yamaha YZF R6	1'42.683
12	78 H. OKUBO	Honda CBR600RR	1'42.878
13	4 G. REA	Kawasaki ZX-6R	1'42.920
14	11 C. GAMARINO	Honda CBR600RR	1'42.933
15	47 R. HARTOG	Kawasaki ZX-6R	1'42.977
16	63 Z. KHAIRUDDIN	Kawasaki ZX-6R	1'43.133
17	77 K. RYDE	Kawasaki ZX-6R	1'43.239
18	61 A. ZACCONE	MV Agusta F3 675	1'43.241
19	13 A. WEST	Yamaha YZF R6	1'43.262
20	25 A. BALDOLINI	MV Agusta F3 675	1'43.492
21	147 M. BUCHNER	Yamaha YZF R6	1'43.536
22	71 C. BERGMAN	Honda CBR600RR	1'43.597
23	38 H. SOOMER	Honda CBR600RR	1'43.605
24	10 N. CALERO	Kawasaki ZX-6R	1'43.758
25	83 L. EPIS	Kawasaki ZX-6R	1'43.932
26	26 K. WATANABE	Kawasaki ZX-6R	1'44.093
27	65 M. CANDUCCI	Kawasaki ZX-6R	1'44.099
28	56 P. SEBESTYÉN	Kawasaki ZX-6R	1'44.275
29	35 S. HILL	Triumph Daytona 675	1'44.482
30	69 X. CARDELUS	MV Agusta F3 675	1'45.092
31	74 J. VAN SIKKELERUS	Yamaha YZF R6	1'45.163
32	104 K. EGUCHI	Kawasaki ZX-6R	1'46.307
33	48 G. SCARCELLA	Honda CBR600RR	1'46.569

SPEED			
1	32 S. MORAIS	Yamaha YZF R6	254.0
2	64 F. CARICASULO	Yamaha YZF R6	252.3
3	36 T. GRADINGER	Yamaha YZF R6	251.1
4	66 N. TUULI	Yamaha YZF R6	250.5
5	78 H. OKUBO	Honda CBR600RR	249.3
6	47 R. HARTOG	Kawasaki ZX-6R	248.2
7	111 K. SMITH	Honda CBR600RR	248.2
8	71 C. BERGMAN	Honda CBR600RR	247.6
9	99 P. JACOBSEN	MV Agusta F3 675	247.6
10	87 L. ZANETTI	MV Agusta F3 675	247.6
11	11 C. GAMARINO	Honda CBR600RR	247.6
12	77 K. RYDE	Kawasaki ZX-6R	247.0
13	65 M. CANDUCCI	Kawasaki ZX-6R	247.0
14	81 L. STAPLEFORD	Triumph Daytona 675	247.0
15	1 K. SOFUOGLU	Kawasaki ZX-6R	247.0
16	38 H. SOOMER	Honda CBR600RR	247.0
17	4 G. REA	Kawasaki ZX-6R	246.5
18	63 Z. KHAIRUDDIN	Kawasaki ZX-6R	246.5
19	104 K. EGUCHI	Kawasaki ZX-6R	245.9
20	26 K. WATANABE	Kawasaki ZX-6R	245.9
21	16 J. CLUZEL	Honda CBR600RR	245.9
22	61 A. ZACCONE	MV Agusta F3 675	244.8
23	35 S. HILL	Triumph Daytona 675	244.8
24	25 A. BALDOLINI	MV Agusta F3 675	244.2
25	144 L. MAHIAS	Yamaha YZF R6	243.7
26	13 A. WEST	Yamaha YZF R6	243.7
27	56 P. SEBESTYÉN	Kawasaki ZX-6R	243.1
28	74 J. VAN SIKKELERUS	Yamaha YZF R6	243.1
29	10 N. CALERO	Kawasaki ZX-6R	242.6
30	147 M. BUCHNER	Yamaha YZF R6	242.0
31	83 L. EPIS	Kawasaki ZX-6R	242.0
32	48 G. SCARCELLA	Honda CBR600RR	238.8
33	69 X. CARDELUS	MV Agusta F3 675	238.8

SEG. 1			SEG. 2			SEG. 3			SEG. 4		
1	1 K. SOFUOGLU	26.816	1	32 S. MORAIS	31.419	1	1 K. SOFUOGLU	22.641	1	66 N. TUULI	19.758
2	32 S. MORAIS	26.834	2	1 K. SOFUOGLU	31.582	2	144 L. MAHIAS	22.734	2	64 F. CARICASULO	19.852
3	144 L. MAHIAS	26.886	3	66 N. TUULI	31.643	3	64 F. CARICASULO	22.800	3	1 K. SOFUOGLU	19.870
4	66 N. TUULI	26.968	4	144 L. MAHIAS	31.730	4	66 N. TUULI	22.832	4	99 P. JACOBSEN	19.882
5	64 F. CARICASULO	26.994	5	64 F. CARICASULO	31.731	5	32 S. MORAIS	22.844	5	32 S. MORAIS	19.898
6	87 L. ZANETTI	26.994	6	87 L. ZANETTI	31.920	6	36 T. GRADINGER	22.861	6	111 K. SMITH	19.953
7	81 L. STAPLEFORD	27.100	7	47 R. HARTOG	32.003	7	78 H. OKUBO	22.946	7	16 J. CLUZEL	19.954
8	16 J. CLUZEL	27.109	8	16 J. CLUZEL	32.012	8	99 P. JACOBSEN	22.958	8	144 L. MAHIAS	19.978
9	4 G. REA	27.124	9	99 P. JACOBSEN	32.041	9	81 L. STAPLEFORD	22.987	9	81 L. STAPLEFORD	20.058
10	99 P. JACOBSEN	27.126	10	111 K. SMITH	32.063	10	16 J. CLUZEL	23.021	10	11 C. GAMARINO	20.064
11	111 K. SMITH	27.178	11	81 L. STAPLEFORD	32.137	11	87 L. ZANETTI	23.072	11	38 H. SOOMER	20.132
12	36 T. GRADINGER	27.242	12	11 C. GAMARINO	32.211	12	63 Z. KHAIRUDDIN	23.081	12	77 K. RYDE	20.135
13	47 R. HARTOG	27.303	13	36 T. GRADINGER	32.222	13	11 C. GAMARINO	23.140	13	36 T. GRADINGER	20.191
14	61 A. ZACCONE	27.328	14	13 A. WEST	32.230	14	47 R. HARTOG	23.146	14	4 G. REA	20.200
15	78 H. OKUBO	27.344	15	4 G. REA	32.250	15	4 G. REA	23.148	15	13 A. WEST	20.229
16	65 M. CANDUCCI	27.355	16	78 H. OKUBO	32.264	16	10 N. CALERO	23.170	16	47 R. HARTOG	20.232
17	13 A. WEST	27.370	17	63 Z. KHAIRUDDIN	32.267	17	71 C. BERGMAN	23.176	17	78 H. OKUBO	20.234
18	147 M. BUCHNER	27.374	18	77 K. RYDE	32.271	18	111 K. SMITH	23.180	18	71 C. BERGMAN	20.243
19	63 Z. KHAIRUDDIN	27.388	19	61 A. ZACCONE	32.283	19	35 S. HILL	23.202	19	147 M. BUCHNER	20.252
20	11 C. GAMARINO	27.399	20	65 M. CANDUCCI	32.295	20	61 A. ZACCONE	23.208	20	26 K. WATANABE	20.271
21	25 A. BALDOLINI	27.421	21	71 C. BERGMAN	32.304	21	25 A. BALDOLINI	23.218	21	61 A. ZACCONE	20.272
22	77 K. RYDE	27.443	22	83 L. EPIS	32.308	22	13 A. WEST	23.230	22	87 L. ZANETTI	20.289
23	38 H. SOOMER	27.495	23	25 A. BALDOLINI	32.322	23	77 K. RYDE	23.255	23	63 Z. KHAIRUDDIN	20.309
24	83 L. EPIS	27.580	24	38 H. SOOMER	32.354	24	147 M. BUCHNER	23.278	24	65 M. CANDUCCI	20.358
25	26 K. WATANABE	27.603	25	10 N. CALERO	32.508	25	56 P. SEBESTYÉN	23.286	25	10 N. CALERO	20.386
26	56 P. SEBESTYÉN	27.688	26	56 P. SEBESTYÉN	32.549	26	83 L. EPIS	23.335	26	25 A. BALDOLINI	20.386
27	10 N. CALERO	27.694	27	147 M. BUCHNER	32.587	27	26 K. WATANABE	23.367	27	35 S. HILL	20.487
28	74 J. VAN SIKKELER	27.721	28	35 S. HILL	32.593	28	38 H. SOOMER	23.432	28	83 L. EPIS	20.500
29	71 C. BERGMAN	27.724	29	26 K. WATANABE	32.761	29	65 M. CANDUCCI	23.497	29	56 P. SEBESTYÉN	20.530
30	69 X. CARDELUS	27.766	30	74 J. VAN SIKKELER	32.809	30	69 X. CARDELUS	23.531	30	104 K. EGUCHI	20.655
31	35 S. HILL	28.039	31	104 K. EGUCHI	32.948	31	74 J. VAN SIKKELER	23.767	31	74 J. VAN SIKKELER	20.726
32	48 G. SCARCELLA	28.324	32	69 X. CARDELUS	32.962	32	48 G. SCARCELLA	23.973	32	69 X. CARDELUS	20.764
33	104 K. EGUCHI	28.490	33	48 G. SCARCELLA	33.169	33	104 K. EGUCHI	24.000	33	48 G. SCARCELLA	20.961

20/08/2017

These data/results cannot be reproduced, stored and/or transmitted in whole or in part by any manner of electronic, mechanical, photocopying, recording, broadcasting or otherwise now known or herein after developed without the previous express consent by the copyright owner, except for reproduction in daily press and regular printed publications on sale to the public within 60 days of the event related to those data/results and always provided that copyright symbol appears together as follows below.

© DORNA WSBK ORGANIZATION Srl 2017





Lausitzring 4.265 m

1 / 2

Rider No.	Nat	Bike	Seg. 1 Diff. 1	Seg. 2 Diff. 2	Seg. 3 Diff. 3	Seg. 4 Diff. 4	Ideal Time			
							Best Lap	Pos.	Diff.	
1	1 K. SOFUOGLU	TUR	Kawasaki ZX-6R	26.816 0.019	31.582 0.091	22.641	19.870 0.029	1'40.909 1'41.048	1	0.139
2	32 S. MORAIS	RSA	Yamaha YZF R6	26.834	31.419	22.844 0.016	19.898 0.104	1'40.995 1'41.115	2	0.120
3	66 N. TUULI	FIN	Yamaha YZF R6	26.968	31.643	22.832	19.758	1'41.201 1'41.201	3	
4	144 L. MAHIAS	FRA	Yamaha YZF R6	26.886 0.115	31.730	22.734 0.034	19.978	1'41.328 1'41.477	5	0.149
5	64 F. CARICASULO	ITA	Yamaha YZF R6	26.994	31.731	22.800	19.852	1'41.377 1'41.377	4	
6	99 P. JACOBSEN	USA	MV Agusta F3 675	27.126	32.041	22.958 0.008	19.882	1'42.007 1'42.015	6	0.008
7	16 J. CLUZEL	FRA	Honda CBR600RR	27.109	32.012	23.021 0.040	19.954	1'42.096 1'42.136	7	0.040
8	87 L. ZANETTI	ITA	MV Agusta F3 675	26.994	31.920	23.072	20.289 0.255	1'42.275 1'42.530	10	0.255
9	81 L. STAPLEFORD	GBR	Triumph Daytona 675	27.100 0.072	32.137 0.016	22.987 0.061	20.058	1'42.282 1'42.431	8	0.149
10	111 K. SMITH	GBR	Honda CBR600RR	27.178 0.088	32.063 0.004	23.180	19.953 0.061	1'42.374 1'42.527	9	0.153
11	36 T. GRADINGER	AUT	Yamaha YZF R6	27.242 0.027	32.222	22.861 0.140	20.191	1'42.516 1'42.683	11	0.167
12	47 R. HARTOG	NED	Kawasaki ZX-6R	27.303 0.232	32.003	23.146	20.232 0.061	1'42.684 1'42.977	15	0.293
13	4 G. REA	GBR	Kawasaki ZX-6R	27.124	32.250	23.148 0.198	20.200	1'42.722 1'42.920	13	0.198
14	78 H. OKUBO	JPN	Honda CBR600RR	27.344	32.264	22.946 0.017	20.234 0.073	1'42.788 1'42.878	12	0.090
15	11 C. GAMARINO	ITA	Honda CBR600RR	27.399 0.092	32.211 0.027	23.140	20.064	1'42.814 1'42.933	14	0.119
16	63 Z. KHAIRUDDIN	MAS	Kawasaki ZX-6R	27.388 0.040	32.267	23.081 0.008	20.309 0.040	1'43.045 1'43.133	16	0.088
17	13 A. WEST	AUS	Yamaha YZF R6	27.370	32.230	23.230 0.127	20.229 0.076	1'43.059 1'43.262	19	0.203
18	61 A. ZACCONE	ITA	MV Agusta F3 675	27.328	32.283	23.208 0.110	20.272 0.040	1'43.091 1'43.241	18	0.150
19	77 K. RYDE	GBR	Kawasaki ZX-6R	27.443 0.087	32.271	23.255 0.048	20.135	1'43.104 1'43.239	17	0.135
20	25 A. BALDOLINI	ITA	MV Agusta F3 675	27.421	32.322	23.218 0.145	20.386	1'43.347 1'43.492	20	0.145
21	38 H. SOOMER	EST	Honda CBR600RR	27.495 0.192	32.354	23.432	20.132	1'43.413 1'43.605	23	0.192
22	71 C. BERGMAN	SWE	Honda CBR600RR	27.724 0.064	32.304 0.086	23.176	20.243	1'43.447 1'43.597	22	0.150
23	147 M. BUCHNER	GER	Yamaha YZF R6	27.374	32.587 0.013	23.278	20.252 0.032	1'43.491 1'43.536	21	0.045
24	65 M. CANDUCCI	ITA	Kawasaki ZX-6R	27.355 0.457	32.295	23.497	20.358 0.137	1'43.505 1'44.099	27	0.594
25	83 L. EPIS	AUS	Kawasaki ZX-6R	27.580	32.308	23.335 0.209	20.500	1'43.723 1'43.932	25	0.209
26	10 N. CALERO	ESP	Kawasaki ZX-6R	27.694	32.508	23.170	20.386	1'43.758 1'43.758	24	
27	26 K. WATANABE	JPN	Kawasaki ZX-6R	27.603 0.091	32.761	23.367	20.271	1'44.002 1'44.093	26	0.091
28	56 P. SEBESTYÉN	HUN	Kawasaki ZX-6R	27.688	32.549	23.286 0.127	20.530 0.095	1'44.053 1'44.275	28	0.222
29	35 S. HILL	GBR	Triumph Daytona 675	28.039	32.593 0.161	23.202	20.487	1'44.321 1'44.482	29	0.161
30	69 X. CARDELUS	AND	MV Agusta F3 675	27.766	32.962	23.531	20.764 0.069	1'45.023 1'45.092	30	0.069
31	74 J. VAN SIKKELERUS	NED	Yamaha YZF R6	27.721 0.132	32.809	23.767	20.726 0.008	1'45.023 1'45.163	31	0.140

20/08/2017

These data/results cannot be reproduced, stored and/or transmitted in whole or in part by any manner of electronic, mechanical, photocopying, recording, broadcasting or otherwise now known or herein after developed without the previous express consent by the copyright owner, except for reproduction in daily press and regular printed publications on sale to the public within 60 days of the event related to those data/results and always provided that copyright symbol appears together as follows below.

© DORNA WSBK ORGANIZATION Srl 2017

FICR PERUGIA TIMING


Official Tyre Supplier



Official Timekeeper



Lausitzring 4.265 m

2 / 2

Rider No.	Nat	Bike	Seg. 1 Diff. 1	Seg. 2 Diff. 2	Seg. 3 Diff. 3	Seg. 4 Diff. 4	Ideal Time				
							Best Lap	Pos.	Diff.		
32	104	K. EGUCHI	JPN	Kawasaki ZX-6R	28.490 0.072	32.948	24.000 0.018	20.655 0.124	1'46.093 1'46.307	32	0.214
33	48	G. SCARCELLA	AUS	Honda CBR600RR	28.324	33.169 0.142	23.973	20.961	1'46.427 1'46.569	33	0.142
Overall Ideal Time				26.816	31.419	22.641	19.758	1'40.634			

20/08/2017

These data/results cannot be reproduced, stored and/or transmitted in whole or in part by any manner of electronic, mechanical, photocopying, recording, broadcasting or otherwise now known or herein after developed without the previous express consent by the copyright owner, except for reproduction in daily press and regular printed publications on sale to the public within 60 days of the event related to those data/results and always provided that copyright symbol appears together as follows below.

© DORNA WSBK ORGANIZATION Srl 2017

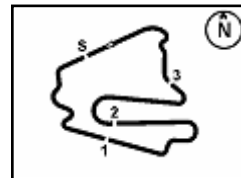
FKR PERUGIA TIMING



Official Tyre Supplier



Official Timekeeper



Lausitzring 4.265 m

German Round, 18-19-20 August 2017
World Supersport - Chronological Analysis Warm Up

1 / 3

1° 1 K. SOFUOGLU (1'41.048)

Lap	Seg.1	Seg.2	Seg.3	Seg.4	Lap Time	km/h	Local Time
		32.873	24.475	20.613			9:02'45.621
1	27.112	31.846	22.755	20.043	1'41.756	244,8	9:04'27.377
2	29.833	32.959	22.763	20.067	1'45.622	247,0	9:06'12.999
3	26.835	31.673	22.641	19.899	1'41.048	245,3	9:07'54.047
4	26.946	31.675	22.757	19.870	1'41.248	246,5	9:09'35.295
5	26.816	31.582	22.550	32.289	1'53.237CP	246,5	9:11'28.532
6	6'02.739	32.511	23.098	20.001	7'18.349P		9:18'46.881
7	26.997	31.711	22.675	19.953	1'41.336	242,6	9:20'28.217
8	26.833	31.662	23.009	20.010	1'41.514	244,8	9:22'09.731

2° 32 S. MORAIS (1'41.115)

Lap	Seg.1	Seg.2	Seg.3	Seg.4	Lap Time	km/h	Local Time
		34.364	24.334	20.604			9:02'15.860
1	27.823	32.103	22.938	20.253	1'43.117	246,5	9:03'58.977
2	27.091	31.924	22.889	20.120	1'42.024	249,3	9:05'41.001
3	26.875	32.195	22.975	19.898	1'41.943	247,6	9:07'22.944
4	27.055	31.470	22.975	19.993	1'41.493	254,0	9:09'04.437
5	26.834	31.419	22.860	20.002	1'41.115	249,9	9:10'45.552
6	29.291	39.112	26.364	33.041	2'07.808CP	251,7	9:12'53.360
7	4'42.639	32.443	23.341	20.594	5'59.017P		9:18'52.377
8	27.006	32.077	22.924	19.918	1'41.925	248,8	9:20'34.302
9	26.886	31.855	22.844	19.937	1'41.522	249,9	9:22'15.824

3° 66 N. TUULI (1'41.201)

Lap	Seg.1	Seg.2	Seg.3	Seg.4	Lap Time	km/h	Local Time
		33.252	23.585	20.662			9:02'09.623
1	27.075	32.012	23.318	20.668	1'43.073	246,5	9:03'52.696
2	30.141	37.293	23.225	20.109	1'50.768	245,3	9:05'43.464
3	27.280	31.929	22.836	19.925	1'41.970	250,5	9:07'25.434
4	29.967	37.382	25.328	20.189	1'52.866	248,2	9:09'18.300
5	27.720	32.058	22.916	20.382	1'43.076C	247,0	9:11'01.376
6	32.119	38.068	25.026	29.008	2'04.221CP	168,4	9:13'05.597
7	5'03.672	32.798	23.395	20.389	6'20.254P		9:19'25.851
8	27.166	31.792	23.055	20.597	1'42.610	243,7	9:21'08.461
9	26.968	31.643	22.832	19.758	1'41.201	245,3	9:22'49.662

4° 64 F. CARICASULO (1'41.377)

Lap	Seg.1	Seg.2	Seg.3	Seg.4	Lap Time	km/h	Local Time
		35.027	24.049	20.677			9:02'04.309
1	27.705	32.302	23.603	21.070	1'44.680	248,8	9:03'48.989
2	27.806	32.084	23.275	20.483	1'43.648	245,9	9:05'32.637
3	27.191	32.413	23.383	20.095	1'43.082	250,5	9:07'15.719
4	27.276	32.723	24.575	20.566	1'55.140	252,3	9:09'10.859
5	27.297	31.841	22.952	19.985	1'42.075C	244,2	9:10'52.934
6	38.799	40.833	24.564	30.812	2'15.008CP	217,5	9:13'07.942
7	4'23.481	33.075	23.136	19.951	5'39.643P		9:18'47.585
8	27.200	31.912	22.892	19.973	1'41.977	243,1	9:20'29.562
9	26.994	31.731	22.800	19.852	1'41.377	245,3	9:22'10.939

5° 144 L. MAHIAS (1'41.477)

Lap	Seg.1	Seg.2	Seg.3	Seg.4	Lap Time	km/h	Local Time
		36.400	25.187	21.425			9:02'43.758
1	27.738	32.303	23.040	20.315	1'43.396	238,8	9:04'27.154
2	27.227	31.959	22.980	20.118	1'42.284	242,0	9:06'09.438
3	26.966	31.760	22.774	19.982	1'41.482	241,5	9:07'50.920
4	27.001	31.730	22.768	19.978	1'41.477	242,6	9:09'32.397
5	26.886	31.779	22.648	20.050	1'41.363C	243,7	9:11'13.760
6	40.190	37.689	24.765	31.677	2'14.321CP	214,9	9:13'28.081
7	4'53.752	32.555	22.935	20.350	6'09.592P		9:19'37.673
8	27.018	31.746	22.734	20.040	1'41.538	241,5	9:21'19.211

6° 99 P. JACOBSEN (1'42.015)

Lap	Seg.1	Seg.2	Seg.3	Seg.4	Lap Time	km/h	Local Time
		37.961	28.456	20.946			9:02'04.071

1	27.404	32.197	24.092	28.112	1'51.805	242,6	9:03'55.876
2	29.974	34.102	23.326	20.064	1'47.466	202,4	9:05'43.342
3	27.174	32.430	23.000	19.953	1'42.557	243,1	9:07'25.899
4	27.750	32.400	22.961	20.030	1'43.141	245,9	9:09'09.040
5	27.127	32.057	22.958	20.411	1'42.553C	242,0	9:10'51.593
6	38.959	43.220	27.307	33.747	2'23.233CP	227,7	9:13'14.826
7	4'36.151	36.360	30.247	22.167	6'04.925P		9:19'19.751
8	27.126	32.041	22.966	19.882	1'42.015	242,0	9:21'01.766
9	28.618	33.949	23.800	21.026	1'47.393	247,6	9:22'49.159

7° 16 J. CLUZEL (1'42.136)

Lap	Seg.1	Seg.2	Seg.3	Seg.4	Lap Time	km/h	Local Time
		40.338	27.292	31.666			9:03'10.893
1	16'14.542	32.738	23.021	20.180	17'30.481P		9:20'41.374
2	27.109	32.012	23.061	19.954	1'42.136	245,9	9:22'23.510

8° 81 L. STAPLEFORD (1'42.431)

Lap	Seg.1	Seg.2	Seg.3	Seg.4	Lap Time	km/h	Local Time
			33.928	24.453	21.637		9:02'08.252
1	27.688	32.540	23.232	20.243	1'43.703	243,7	9:03'51.955
2	27.540	32.262	23.176	20.195	1'43.173	247,0	9:05'35.128
3	27.194	32.306	22.987	21.326	1'43.813	244,8	9:07'18.941
4	27.208	32.137	23.107	20.134	1'42.586	244,2	9:09'01.527
5	27.629	32.794	23.067	20.095	1'43.585	245,3	9:10'45.112
6	28.915	36.039	25.717	34.562	2'05.233CP	247,0	9:12'50.345
7	5'10.658	33.821	27.079	21.065	6'32.623P		9:19'22.968
8	27.100	33.153	23.307	20.169	1'43.729	243,1	9:21'06.697
9	27.172	32.153	23.048	20.058	1'42.431	243,7	9:22'49.128

9° 111 K. SMITH (1'42.527)

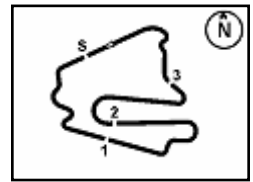
Lap	Seg.1	Seg.2	Seg.3	Seg.4	Lap Time	km/h	Local Time
			34.248	24.372	21.807		9:01'56.924
1	28.490	32.586	23.590	20.236	1'44.902	247,0	9:03'41.826
2	27.680	32.585	23.815	20.649	1'44.729	247,0	9:05'26.555
3	27.930	33.268	23.500	20.918	1'45.616	248,2	9:07'12.171
4	27.787	32.063	23.379	20.345	1'43.574	248,2	9:08'55.745
5	27.178	32.198	23.250	20.077	1'42.703	246,5	9:10'38.448
6	27.412	37.309	26.788	34.974	2'06.483CP	248,2	9:12'44.931
7	5'08.445	33.063	23.478	20.358	6'25.344P		9:19'10.275
8	27.386	32.149	23.221	19.953	1'42.709	243,7	9:20'52.984
9	27.266	32.067	23.180	20.014	1'42.527	247,6	9:22'35.511

10° 87 L. ZANETTI (1'42.530)

Lap	Seg.1	Seg.2	Seg.3	Seg.4	Lap Time	km/h	Local Time
			34.817	24.244	20.546		9:02'04.864
1	27.765	32.399	23.673	21.206	1'45.043	246,5	9:03'49.907
2	27.470	32.115	23.240	20.384	1'43.209	247,6	9:05'33.116
3	27.374	32.093	23.268	20.289	1'43.024	247,6	9:07'16.140
4	27.375	32.485	27.375	24.023	1'51.258	247,0	9:09'07.398
5	27.681	34.119	24.026	20.398	1'46.224C	239,3	9:10'53.622
6	38.949	40.794	25.223	30.034	2'15.000CP	214,1	9:13'08.622
7	4'44.331	35.404	25.194	20.295	6'05.224P		9:19'13.846
8	27.082	32.286	23.118	20.920	1'43.406	243,7	9:20'57.252
9	26.994	31.920	23.072	20.544	1'42.530	244,2	9:22'39.782

11° 36 T. GRADINGER (1'42.683)

Lap	Seg.1	Seg.2	Seg.3	Seg.4	Lap Time	km/h	Local Time
		35.105	24.402	22.554			9:01'56.739
1	28.613	35.416	24.635	20.607	1'49.271	250,5	9:03'46.010
2	28.025	32.492	23.257	20.405	1'44.179	247,0	9:05'30.189
3	27.657	32.483	23.124	20.468	1'43.732	247,0	9:07'13



Lausitzring 4.265 m

2 / 3

12° 78 H. OKUBO (1'42.878)							
Lap	Seg.1	Seg.2	Seg.3	Seg.4	Lap Time	km/h	Local Time
1	27.844	34.999	24.051	20.756	1'45.358	244,8	9:02'04.629
2	27.594	32.390	23.538	21.102	1'43.409	249,3	9:03'49.987
3	27.408	32.383	23.178	20.441	1'43.410	247,0	9:05'33.396
4	37.749	34.560	28.226	21.446	2'01.981C	248,2	9:07'16.806
5	27.531	32.368	22.946	20.214	1'43.059C	244,2	9:09'18.787
6	34.400	37.923	25.235	35.198	2'12.756CP	242,6	9:11'01.846
7	4'22.164	32.598	23.155	20.453	5'38.370P		9:13'14.602
8	27.382	32.621	23.086	20.234	1'43.323	246,5	9:18'52.972
9	27.344	32.264	22.963	20.307	1'42.878	244,2	9:20'36.295
							9:22'19.173

13° 4 G. REA (1'42.920)							
Lap	Seg.1	Seg.2	Seg.3	Seg.4	Lap Time	km/h	Local Time
1	27.510	35.516	24.652	20.728			9:02'05.599
2	27.124	32.511	23.799	21.555	1'45.375	241,5	9:03'50.974
3	27.367	32.323	23.346	20.200	1'42.920	240,9	9:05'33.894
4	27.529	32.618	23.148	20.246	1'43.084	243,1	9:07'16.978
5	27.263	32.665	24.953	20.267	1'45.367	246,5	9:09'02.345
6	27.263	32.665	23.562	20.271	1'43.761	241,5	9:10'46.106
7	29.323	35.263	25.411	31.579	2'01.576CP	243,7	9:12'47.682
8	4'43.165	41.607	26.595	33.330	6'24.697P		9:19'12.379

14° 11 C. GAMARINO (1'42.933)							
Lap	Seg.1	Seg.2	Seg.3	Seg.4	Lap Time	km/h	Local Time
1	28.458	34.480	24.174	21.573			9:01'57.193
2	27.971	32.959	23.537	20.254	1'45.208	242,0	9:03'42.401
3	27.691	32.558	23.614	20.346	1'44.489	244,2	9:05'26.890
4	27.399	32.821	23.279	20.516	1'44.307	246,5	9:07'11.197
5	27.409	32.234	23.381	20.199	1'43.213	238,8	9:08'54.410
6	27.409	32.379	23.348	20.214	1'43.350	240,4	9:10'37.760
7	27.677	36.701	26.093	32.321	2'02.792CP	239,9	9:12'40.552
8	4'52.443	32.918	23.532	20.151	6'09.044P		9:18'49.596
9	27.491	32.238	23.140	20.064	1'42.933	245,3	9:20'32.529
9	27.532	32.211	23.367	20.119	1'43.229	247,6	9:22'15.758

15° 47 R. HARTOG (1'42.977)							
Lap	Seg.1	Seg.2	Seg.3	Seg.4	Lap Time	km/h	Local Time
1	28.191	34.432	24.468	21.032			9:01'53.556
2	28.035	32.961	23.823	20.619	1'45.594	243,1	9:03'39.150
3	27.441	32.797	23.738	20.426	1'44.996	248,2	9:05'24.146
4	27.808	47.476	23.488	20.232	1'58.637	245,9	9:07'22.783
5	27.582	33.202	23.459	20.424	1'44.893	244,2	9:09'07.676
6	32.386	32.420	23.259	20.314	1'43.575C	247,6	9:10'51.251
7	32.386	36.769	25.859	35.646	2'10.660CP	247,0	9:13'01.911
8	4'52.673	33.181	24.597	20.563	6'11.014P		9:19'12.925
9	27.535	32.003	23.146	20.293	1'42.977	244,2	9:20'55.902
9	27.303	32.068	23.217	20.861	1'43.449	244,2	9:22'39.351

16° 63 Z. KHAIRUDDIN (1'43.133)							
Lap	Seg.1	Seg.2	Seg.3	Seg.4	Lap Time	km/h	Local Time
1	27.875	34.229	24.255	20.639			9:02'16.502
2	27.697	32.411	23.233	20.771	1'44.290	243,7	9:04'00.792
3	27.669	32.318	23.172	20.378	1'43.565	242,0	9:05'44.357
4	27.669	32.490	23.149	20.392	1'43.700	245,3	9:07'28.057
5	27.520	33.824	25.021	22.428	1'48.793	243,7	9:09'16.850
6	27.388	35.581	23.673	20.608	1'47.250C	242,0	9:11'04.100
7	35.307	37.363	26.897	33.706	2'13.273CP	202,4	9:13'17.373
8	4'35.904	34.387	30.235	22.185	6'02.711P		9:19'20.084
9	27.601	32.350	23.081	20.309	1'43.341	246,5	9:21'03.425
9	27.428	32.267	23.089	20.349	1'43.133	243,7	9:22'46.558

17° 77 K. RYDE (1'43.239)							
Lap	Seg.1	Seg.2	Seg.3	Seg.4	Lap Time	km/h	Local Time
1		35.261	24.130	20.640			9:01'52.284

1	28.002	32.922	23.483	20.299	1'44.706	239,9	9:03'36.990
2	27.637	32.555	23.564	20.279	1'44.035	239,3	9:05'21.025
3	27.459	32.608	23.425	20.380	1'43.872	241,5	9:07'04.897
4	30.483	35.618	23.582	20.203	1'49.886	241,5	9:08'54.783
5	27.443	32.454	23.255	20.168	1'43.320	244,2	9:10'38.103
6	27.618	35.962	25.990	31.728	2'01.298CP	243,7	9:12'39.401
7	4'54.090	33.476	23.656	24.506	6'15.728P		9:18'55.129
8	27.724	32.334	23.377	20.162	1'43.597	244,8	9:20'38.726
9	27.530	32.271	23.303	20.135	1'43.239	247,0	9:22'21.965

18° 61 A. ZACCONE (1'43.241)							
Lap	Seg.1	Seg.2	Seg.3	Seg.4	Lap Time	km/h	Local Time
1	28.627	34.976	24.717	21.604			9:01'57.469
2	27.754	32.947	23.969	20.615	1'46.158	242,6	9:03'43.627
3	27.442	32.629	23.617	20.723	1'44.723	239,9	9:05'28.350
4	27.442	32.480	23.535	20.644	1'44.101	244,8	9:07'12.451
5	28.404	33.281	24.205	28.108	1'53.998P	244,2	9:09'06.449
6	2'00.547	36.514	26.781	31.320	3'35.162CP		9:12'41.611
7	4'50.190	33.221	23.406	20.377	6'07.194P		9:18'48.805
8	27.566	32.368	23.208	20.272	1'43.414	242,6	9:20'32.219
8	27.328	32.283	23.318	20.312	1'43.241	239,3	9:22'15.460

19° 13 A. WEST (1'43.262)							
Lap	Seg.1	Seg.2	Seg.3	Seg.4	Lap Time	km/h	Local Time
1	27.900	33.303	23.606	20.478			9:18'48.589
2	27.370	32.425	23.230	20.229	1'43.784	237,7	9:20'32.373
2	27.370	32.230	23.357	20.305	1'43.262	243,7	9:22'15.635

20° 25 A. BALDOLINI (1'43.492)							
Lap	Seg.1	Seg.2	Seg.3	Seg.4	Lap Time	km/h	Local Time
1	28.705	35.099	24.833	21.836			9:01'57.128
2	28.705	33.000	23.687	20.661	1'46.053	244,2	9:03'43.181
3	27.437	32.524	23.619	20.505	1'44.085	242,0	9:05'27.266
4	27.713	33.009	23.466	20.797	1'44.985	242,6	9:07'12.251
5	28.084	32.669	23.476	20.502	1'44.731	243,1	9:08'56.982
6	27.619	32.673	23.592	20.454	1'44.338	244,2	9:10'41.320
7	28.035	41.040	26.642	32.833	2'08.550CP	242,0	9:12'49.870
8	4'43.904	33.844	26.005	20.922	6'04.675P		9:18'54.545
9	27.656	32.442	23.218	20.401	1'43.717	239,9	9:20'38.262
9	27.421	32.322	23.363	20.386	1'43.492	243,7	9:22'21.754

21° 147 M. BUCHNER (1'43.536)							
Lap	Seg.1	Seg.2	Seg.3	Seg.4	Lap Time	km/h	Local Time
1	28.893	34.243	24.556	21.074			9:01'54.586
2	28.297	32.943	23.523	20.830	1'46.189	239,9	9:03'40.775
3	27.852	33.303	23.399	20.487	1'45.486	242,0	9:05'26.261
4	27.919	33.146	23.669	20.621	1'45.288	241,5	9:07'11.549
5	27.919	32.587	23.663	20.464	1'44.633	239,9	9:08'56.182
6	27.856	32.710	23.280	20.506	1'44.352	239,9	9:10'40.534
7	27.709	40.275	26.146	32.676	2'06.806CP	238,8	9:12'47.340
8	4'44.833	33.387	23.385	20.425	6'02.030P		9:18'49.370
9	27.622	32.752	23.310	20.252	1'43.936	238,8	9:20'33.306
9	27.374	32.600	23.278	20.284	1'43.536	239,3	9:22'16.842

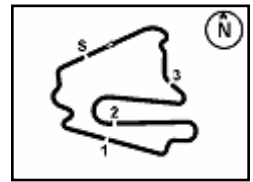
22° 71 C. BERGMAN (1'43.597)							
Lap	Seg.1	Seg.2	Seg.3	Seg.4	Lap Time	km/h	Local Time
1	28.054	34.583	25.107	22.763			9:01'56.479
2	29.680	32.598	23.257	20.564	1'44.473	242,0	9:03'40.952
3	27.724	35.119	26.111	20.732	1'51.642	247,6	9:05'32.594
4	27.748	32.480	23.373	20.387	1'43.964	242,6	9:07'16.558
5	27.748	33.224	27.466	20.283	1'48.721	245,9	9:09'05.279
6	27.776	32.309	23.268	20.406	1'43.759C	243,1	9:10'49.038
7	30.912	36.500	26.079	32.409	2'05.900CP	242,6	9:12'54.938
8	4'42.014	33.022	23.504	20.618	5'59.158P		9:18'54.096
9	27.788	32.390	23.176	20.243	1'43.597	242,0	9:20'37.693
9	27.725	32.304	1'03.688	21.683	2'25.400	244,2	9:23'03.093

20/08/2017

P = Pits In/Out - C = Lap-Time Cancelled

These data/results cannot be reproduced, stored and/or transmitted in whole or in part by any manner of electronic, mechanical, photocopying, recording, broadcasting or otherwise now known or herein after developed without the previous express consent by the copyright owner, except for reproduction in daily press and regular printed publications on sale to the public within 60 days of the event related to those data/results and always provided that copyright symbol appears together as follows below.

© DORNA WSBK ORGANIZATION Srl 2017



German Round, 18-19-20 August 2017

World Supersport - Chronological Analysis Warm Up

23° 38 H. SOOMER (1'43.605)							
Lap	Seg.1	Seg.2	Seg.3	Seg.4	Lap Time	km/h	Local Time
		34.089	25.157	20.687			9:02'00.967
1	28.617	32.916	24.032	20.384	1'45.949	242,6	9:03'46.916
2	27.920	32.600	23.866	20.379	1'44.765	245,3	9:05'31.681
3	27.495	32.888	23.437	20.183	1'44.003	245,3	9:07'15.684
4	27.650	32.587	23.899	20.875	1'45.011	246,5	9:09'00.695
5	27.687	32.354	23.432	20.132	1'43.605	247,0	9:10'44.300
6	28.460	38.435	26.355	33.687	2'06.937CP	245,3	9:12'51.237
7	5'58.667	33.229	24.052	20.634	7'16.582P		9:20'07.819
8	27.615	32.448	23.497	20.157	1'43.717	242,6	9:21'51.536

24° 10 N. CALERO (1'43.758)							
Lap	Seg.1	Seg.2	Seg.3	Seg.4	Lap Time	km/h	Local Time
		34.189	24.217	21.007			9:02'17.053
1	28.034	32.826	23.370	20.753	1'44.983	242,6	9:04'02.036
2	27.889	46.028	23.519	20.678	1'58.114	242,0	9:06'00.150
3	27.694	32.508	23.170	20.386	1'43.758	240,9	9:07'43.908
4	28.874	50.700	24.025	37.298	2'20.897	241,5	9:10'04.805
5	31.242	35.748	30.333	40.396	2'17.719CP	227,2	9:12'22.524
6	5'24.668	35.678	27.131	21.091	6'48.568P		9:19'11.092
7	27.736	42.268	25.997	22.419	1'58.420	240,9	9:21'09.512
8	27.889	32.956	24.043	20.910	1'45.798	241,5	9:22'55.310

25° 83 L. EPIS (1'43.932)							
Lap	Seg.1	Seg.2	Seg.3	Seg.4	Lap Time	km/h	Local Time
		35.313	24.252	22.147			9:01'56.572
1	28.453	33.306	24.017	20.796	1'46.572	237,7	9:03'43.144
2	28.125	33.147	23.777	20.911	1'45.960		9:05'29.104
3	27.816	33.018	23.870	21.041	1'45.745	241,5	9:07'14.849
4	27.847	32.793	23.746	20.687	1'45.073	240,9	9:08'59.922
5	27.839	33.052	23.673	20.631	1'45.195	234,6	9:10'45.117
6	30.472	37.715	28.555	34.379	2'11.121CP	235,7	9:12'56.238
7	4'36.353	33.325	23.930	20.775	5'54.383P		9:18'50.621
8	27.894	32.768	23.335	20.517	1'44.514	235,7	9:20'35.135
9	27.580	32.308	23.544	20.500	1'43.932	242,0	9:22'19.067

26° 26 K. WATANABE (1'44.093)							
Lap	Seg.1	Seg.2	Seg.3	Seg.4	Lap Time	km/h	Local Time
		35.639	24.843	21.250			9:01'53.568
1	28.874	33.257	23.742	20.833	1'46.706	240,4	9:03'40.274
2	28.308	32.877	23.755	20.538	1'45.478	244,2	9:05'25.752
3	28.164	33.123	23.944	20.876	1'46.107	241,5	9:07'11.859
4	28.042	32.896	23.552	20.412	1'44.902	244,8	9:08'56.761
5	27.636	32.769	23.960	20.432	1'44.797	242,6	9:10'41.558
6	27.986	39.512	26.451	32.777	2'06.726CP	245,9	9:12'48.284
7	5'10.087	34.269	23.893	20.748	6'28.997P		9:19'17.281
8	27.603	32.779	23.615	20.315	1'44.312	241,5	9:21'01.593
9	27.694	32.761	23.367	20.271	1'44.093	243,7	9:22'45.686

27° 65 M. CANDUCCI (1'44.099)							
Lap	Seg.1	Seg.2	Seg.3	Seg.4	Lap Time	km/h	Local Time
		35.402	24.218	20.893			9:01'52.925
1	28.577	33.045	23.795	20.646	1'46.063	247,0	9:03'38.988
2	28.146	32.586	23.681	20.515	1'44.928	245,3	9:05'23.916
3	27.355	32.710	23.840	20.488	1'44.393	244,2	9:07'08.309
4	27.949	32.698	23.922	20.600	1'45.169	244,2	9:08'53.478
5	28.694	32.840	23.750	20.358	1'45.642	241,5	9:10'39.120
6	28.042	39.771	26.718	33.419	2'07.950CP	247,0	9:12'47.070
7	5'11.306	33.239	23.769	20.787	6'29.101P		9:19'16.171
8	28.092	32.717	23.746	20.507	1'45.062	245,9	9:21'01.233
9	27.812	32.295	23.497	20.495	1'44.099	245,3	9:22'45.332

28° 56 P. SEBESTYÉN (1'44.275)							
Lap	Seg.1	Seg.2	Seg.3	Seg.4	Lap Time	km/h	Local Time
		35.281	24.691	21.357			9:01'54.240

1	28.717	32.985	23.720	20.930	1'46.352	243,1	9:03'40.592
2	28.150	32.898	23.704	20.609	1'45.361	242,6	9:05'25.953
3	27.874	32.844	23.731	20.794	1'45.243	239,9	9:07'11.196
4	27.994	32.599	23.438	20.530	1'44.561	236,7	9:08'55.757
5	27.893	39.885	25.525	20.706	1'54.009C	236,2	9:10'49.766
6	32.775	35.136	25.534	34.636	2'08.081CP	239,3	9:12'57.847
7	4'34.862	33.936	23.651	20.670	5'53.119P		9:18'50.966
8	27.773	32.861	23.286	21.977	1'45.897	240,4	9:20'36.863
9	27.688	32.549	23.413	20.625	1'44.275	242,6	9:22'21.138

29° 35 S. HILL (1'44.482)							
Lap	Seg.1	Seg.2	Seg.3	Seg.4	Lap Time	km/h	Local Time
		35.316	24.529	21.223			9:02'25.348
1	28.633	33.354	23.562	21.201	1'46.750	241,5	9:04'12.098
2	28.427	32.828	23.770	20.814	1'45.839	239,9	9:05'57.937
3	28.253	33.079	23.404	20.626	1'45.362	240,4	9:07'43.299
4	28.581	1'08.870	24.048	21.239	2'22.738	242,0	9:10'06.037
5	29.893	33.969	31.652	39.988	2'15.502CP	240,4	9:12'21.539
6	5'17.685	34.061	24.552	21.495	6'37.793P		9:18'59.332
7	28.039	32.754	23.202	20.487	1'44.482	242,6	9:20'43.814
8	28.223	32.593	23.405	20.496	1'44.717	244,8	9:22'28.531

30° 69 X. CARDELUS (1'45.092)							
Lap	Seg.1	Seg.2	Seg.3	Seg.4	Lap Time	km/h	Local Time
		34.886	24.658	21.300			9:01'54.040
1	29.153	35.056	29.244	33.506	2'06.959P	238,8	9:04'00.999
2	1'11.423	34.784	23.645	20.858	2'30.710P		9:06'31.709
3	27.829	33.001	23.907	20.764	1'45.501	234,6	9:08'17.210
4	27.766	32.962	23.531	20.833	1'45.092	235,7	9:10'02.302

31° 74 J. VAN SIKKELERUS (1'45.163)							
Lap	Seg.1	Seg.2	Seg.3	Seg.4	Lap Time	km/h	Local Time
		35.006	24.851	20.929			9:01'52.776
1	28.284	33.669	24.412	21.025	1'47.390	239,3	9:03'40.166
2	29.212	33.613	24.535	20.782	1'48.142	239,9	9:05'28.308
3	27.984	32.961	24.018	21.079	1'46.042	240,9	9:07'14.350
4	27.912	32.913	24.432	20.888	1'46.145	243,1	9:09'00.495
5	28.476	33.191	24.172	20.726	1'46.565	240,9	9:10'47.060
6	30.906	37.369	27.628	34.289	2'10.192CP	242,0	9:12'57.252
7	4'41.768	33.971	24.568	20.970	6'01.277P		9:18'58.529
8	27.853	32.809	23.767	20.734	1'45.163	239,3	9:20'43.692
9	27.721	32.894	24.042	20.791	1'45.448	241,5	9:22'29.140

32° 104 K. EGUCHI (1'46.307)							
Lap	Seg.1	Seg.2	Seg.3	Seg.4	Lap Time	km/h	Local Time
		36.197	25.393	21.570			9:02'00.890
1	29.138	34.379	25.203	21.759	1'50.479	243,7	9:03'51.369
2	28.668	33.375	24.308	20.655	1'47.006	245,9	9:05'38.375
3	28.490	33.438	24.000	20.828	1'46.756	243,1	9:07'25.131
4	28.693	33.419	24.069	20.762	1'46.943	242,6	9:09'12.074
5	28.728	33.218	24.181	20.694	1'46.821C	243,7	9:10'58.895
6	33.826	41.925	27.010	35.265	2'18.026CP	229,1	9:13'16.921
7	4'45.236	33.552	24.114	20.857	6'03.759P		9:19'20.680
8	29.075	33.990	24.011	20.934	1'48.010	244,2	9:21'08.690
9	28.562	32.948	24.018	20.779	1'46.307	240,9	9:22'54.997

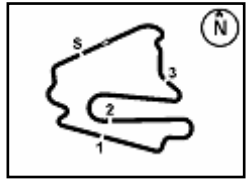
33° 48 G. SCARCELLA (1'46.569)							
Lap	Seg.1	Seg.2	Seg.3	Seg.4	Lap Time	km/h	Local Time
		36.377	25.074	21.783			9:02'00.368
1	28.991	33.569	24.338	21.209	1'48.107	236,2	9:03'48.475
2	28.748	52.345	24.512	21.444	2'07.049	238,8	9:05'55.524
3	28.695	33.373	24.179	21.284	1'47.531	236,2	9:07'43.055
4	28.460	33.169	24.262	20.979	1'46.870	236,2	9:09'29.925
5	28.580	41.026	26.812	48.770	2'25.188CP	236,7	9:11'55.113
6	5'47.282	33.947	24.567	21.531	7'07.327P		9:19'02.440
7	28.548	35.925	24.415	21.443	1'50.331	236,7	9:20'52.771
8	28.324	33.311	23.973	20.961	1'46.569	237,2	9:22'39.340

20/08/2017

P = Pits In/Out - C = Lap-Time Cancelled

These data/results cannot be reproduced, stored and/or transmitted in whole or in part by any manner of electronic, mechanical, photocopying, recording, broadcasting or otherwise now known or herein after developed without the previous express consent by the copyright owner, except for reproduction in daily press and regular printed publications on sale to the public within 60 days of the event related to those data/results and always provided that copyright symbol appears together as follows below.

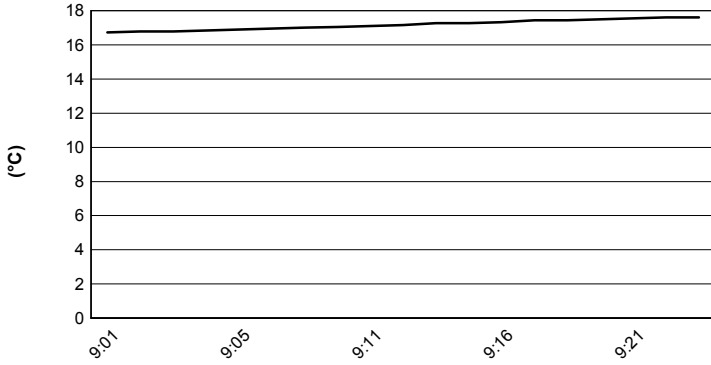
© DORNA WSBK ORGANIZATION Srl 2017



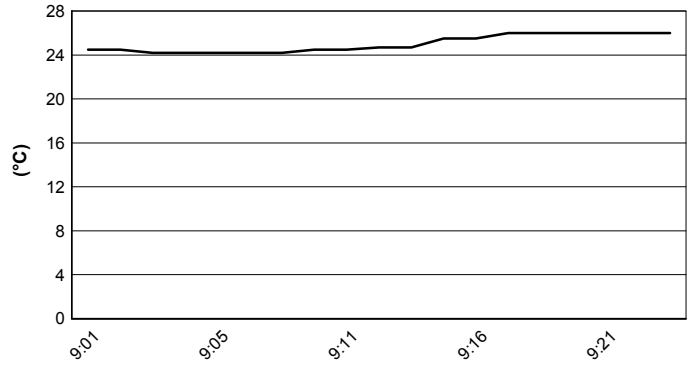
Lausitzring 4.265 m

German Round, 18-19-20 August 2017
World Supersport - Weather Report Warm Up
 Session started 09:00 - Session ended 9:23

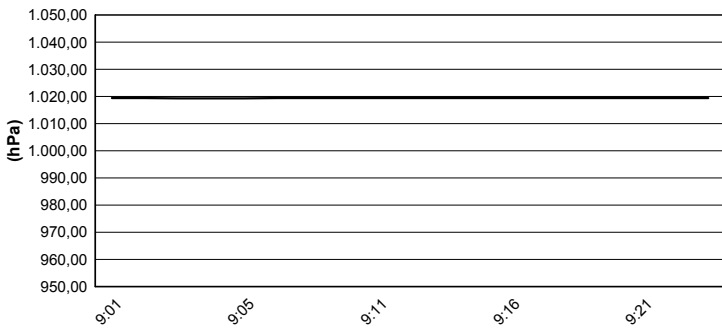
Air Temperature



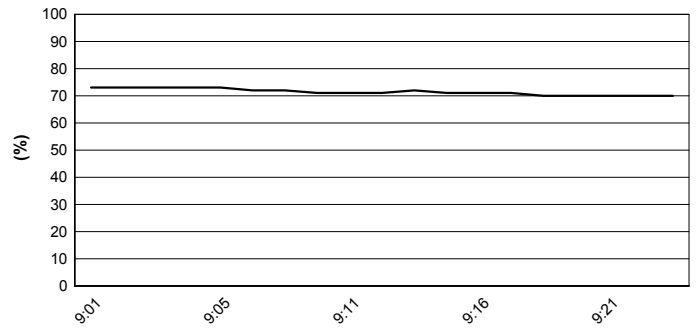
Track Temperature



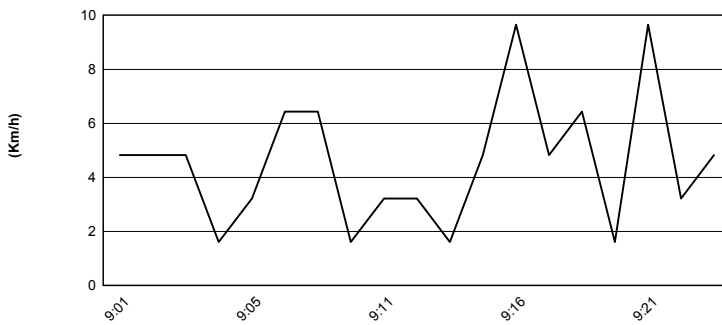
Air Pressure



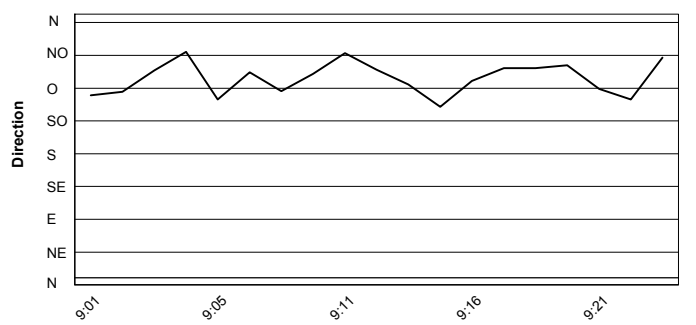
Humidity



Wind Speed



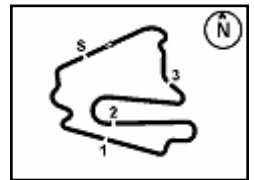
Wind Direction



20/08/2017

These data/results cannot be reproduced, stored and/or transmitted in whole or in part by any manner of electronic, mechanical, photocopying, recording, broadcasting or otherwise now known or herein after developed without the previous express consent by the copyright owner, except for reproduction in daily press and regular printed publications on sale to the public within 60 days of the event related to those data/results and always provided that copyright symbol appears together as follows below.
 © DORNA WSBK ORGANIZATION Srl 2017





Lausitzring 4.265 m

German Round, 18-19-20 August 2017

World Supersport - Starting Grid

19 Laps x 4,265 km = 81,035 km

		1			
	3	2	1		1
	16 CLUZEL J. Honda 1'40.870 SP2	64 CARICASULO F. Yamaha 1'40.505 SP2	32 MORAIS S. Yamaha 1'40.440 SP2		1
		5	4		2
6	81 STAPLEFORD L. Triumph 1'41.180 SP2	144 MAHIAS L. Yamaha 1'40.943 SP2	1 SOFUOGLU K. Kawasaki 1'40.895 SP2		2
	9		8	7	3
	66 TUULI N. Yamaha 1'40.714 SP2		111 SMITH K. Honda 1'41.498 SP2	87 ZANETTI L. MV Agusta 1'41.244 SP2	3
	12	11	10		4
	4 REA G. Kawasaki 1'42.283 SP2	78 OKUBO H. Honda 1'41.994 SP2	38 SOOMER H. Honda 1'41.519 SP2		4
	15		14	13	5
	71 BERGMAN C. Honda 1'42.203 SP1		99 JACOBSEN P. MV Agusta 1'42.138 SP1	13 WEST A. Yamaha 1'42.031 SP1	5
	18	17	16		6
	65 CANDUCCI M. Kawasaki 1'42.826 SP1	36 GRADINGER T. Yamaha 1'42.509 SP1	61 ZACCONE A. MV Agusta 1'42.428 SP1		6
	21		20	19	7
	11 GAMARINO C. Honda 1'43.257 SP1		77 RYDE K. Kawasaki 1'43.181 SP1	47 HARTOG R. Kawasaki 1'42.840 SP1	7
	24	23	22		8
	147 BUCHNER M. Yamaha 1'43.560 SP1	26 WATANABE K. Kawasaki 1'43.431 SP1	25 BALDOLINI A. MV Agusta 1'43.291 SP1		8
	27		26	25	9
	35 HILL S. Triumph 1'43.694 SP1		10 CALERO N. Kawasaki 1'43.144 SP1	63 KHAIRUDDIN Z. Kawasaki 1'43.586 SP1	9
	30	29	28		10
	74 VAN SIKKELERUS J. Yamaha 1'45.033 SP1	56 SEBESTYÉN P. Kawasaki 1'44.644 SP1	83 EPIS L. Kawasaki 1'43.912 SP1		10
		32		31	11
		48 SCARCELLA G. Honda 1'46.708 SP1		104 EGUCHI K. Kawasaki 1'46.414 SP1	11

N.69 (Cardelus X.) will not take part in the race. Declared unfit after WUP
N. 10 (Calero N.) - 66 (Tuuli N.) have been demoted by 6 grid positions according to Art. 1.21.2

20/08/2017 Jury President

..... Race Director

These data/results cannot be reproduced, stored and/or transmitted in whole or in part by any manner of electronic, mechanical, photocopying, recording, broadcasting or otherwise now known or herein after developed without the previous express consent by the copyright owner, except for reproduction in daily press and regular printed publications on sale to the public within 60 days of the event related to those data/results and always provided that copyright symbol appears together as follows below.

© DORNA WSBK ORGANIZATION Srl 2017

FIKR PERUGIA TIMING



Official Tyre Supplier



Official Timekeeper