

German Round, 18-19-20 August 2017

World Supersport 300 - Results Race

Laps 12 = 51,180 Km - Time of Race 23'29.698 - Avg. 130,700 km/h

Lausitzring 4.265 m

1 / 2

Pos	Race	Grid	No. Rider	Nat	Team	Bike	LL	Gap	Fastest Lap	Speed	Qualifying		Ranking		
											Time	Speed	R	Tot	Pos
1	1	15	A. COPPOLA	ITA	SK Racing	Yamaha YZF-R3	12		1'56.373	175,6	1'55.665	180,3	25	82	2
2	3	41	M. GARCIA	ESP	Halcourier Racing	Yamaha YZF-R3	12	0.018	1'56.174	182,4	1'56.395	175,3	20	85	1
3	8	6	R. SCHOTMAN	NED	GRT Yamaha WorldSSP300 Team	Yamaha YZF-R3	12	1.221	1'56.221	181,8	1'57.487	174,2	16	45	8
4	16	33	D. VALLE	ESP	Halcourier Racing	Yamaha YZF-R3	12	1.539	1'56.350	180,3	1'57.809	171,7	13	50	7
5	9	25	B. SÁNCHEZ	ESP	Halcourier Racing	Yamaha YZF-R3	12	1.687	1'56.423	180,0	1'57.634	172,8	11	59	5
6	13	22	M. KALININ	UKR	Team MOTOXRACING	Yamaha YZF-R3	12	1.739	1'56.376	183,1	1'57.440	178,5	10	34	10
7	10	16	T. GEORGI	GER	Freudenberg Racing-Team	Yamaha YZF-R3	12	5.554	1'56.819	181,2	1'57.794	175,6	9	9	20
8	14	97	M. KAPPLER	GER	Freudenberg Racing-Team	Yamaha YZF-R3	12	12.655	1'56.989	179,1	1'57.572	177,6	8	8	22
9	22	20	D. LOUREIRO	RSA	DS Junior Team	Yamaha YZF-R3	12	12.675	1'56.790	179,1	1'58.186	180,3	7	53	6
10	25	80	A. PONTONE	ITA	IODARacing	Yamaha YZF-R3	12	12.807	1'57.512	177,9	1'58.631	173,9	6	41	9
11	12	12	A. RUSMIPUTRO	INA	Pertamina Almeria Racing Team	Yamaha YZF-R3	12	12.856	1'56.974	183,1	1'58.350	180,3	5	16	18
12	5	2	A. CARRASCO	ESP	ETG Racing	Kawasaki Ninja 300	12	13.147	1'57.084	182,4	1'56.965	180,3	4	32	11
13	11	35	A. TRIGLIA	ITA	Scuderia Maranga Racing	Honda CBR500R	12	14.658	1'57.130	177,6	1'57.810	169,5	3	3	29
14	6	17	G. NODERER	GER	Scuderia Maranga Racing	Honda CBR500R	12	18.975	1'57.188	177,9	1'57.460	169,0	2	4	28
15	30	87	A. LICCIARDI	BEL	Team Trasimeno	Yamaha YZF-R3	12	23.870	1'57.970	180,6	1'59.698	177,3	1	19	16
16	17	27	F. ROVELLI	ITA	ParkinGO DS Junior Team	Yamaha YZF-R3	12	24.055	1'57.793	178,5	1'58.032	170,8		3	30
17	28	54	H. CABUK	TUR	Kawasaki Puccetti Racing	Kawasaki Ninja 300	12	38.414	1'58.778	182,8	1'59.369	179,1		10	19
18	31	9	R. DOORAKKERS	NED	MVR Racing	Yamaha YZF-R3	12	40.509	1'58.877	175,6	1'59.885	166,6		7	23
19	23	28	P. GIACOMINI	ITA	Terra e Moto	Yamaha YZF-R3	12	40.764	1'57.201	180,0	1'58.266	180,6		17	17
20	33	130	R. FERREIRA	BRA	Kallio Racing	Yamaha YZF-R3	12	46.327	1'59.817	176,2	1'59.988	176,5			
21	34	53	V. GRIMOUX	FRA	Team Toth	Yamaha YZF-R3	12	46.373	1'59.778	178,2	2'00.775	175,3			
22	27	7	N. SETTIMO	ITA	Bierreti By 2R	Yamaha YZF-R3	12	56.706	2'00.014	177,6	1'59.359	178,8			
23	26	19	E. ROVELLI	ITA	ParkinGO DS Junior Team	Yamaha YZF-R3	12	57.548	1'59.767	174,4	1'59.156	179,1			
24	35	62	J. SCHULTZ	RSA	DDM by BWG_Bike & Motor RT_Grimaldi	Kawasaki Ninja 300	12	57.662	2'00.529	173,9	2'00.883	175,0			
25	4	95	G. DE GRUTTOLA	ITA	SK Racing	Yamaha YZF-R3	11	1 Lap	1'56.480	179,4	1'56.962	179,7		25	12
-----Not Classified-----															
RET	18	18	A. MURLEY	GBR	Team Toth	Yamaha YZF-R3	8	4 Laps	1'56.682	180,6	1'58.082	178,8		21	14
RET	24	49	M. CARUSI	ITA	3570 Made in CIV	Kawasaki Ninja 300	8	4 Laps	1'57.812	174,7	1'58.563	171,1			
RET	36	21	A. BIDDLE	NZL	Sourz Foods - Benjan Racing	Kawasaki Ninja 300	4	8 Laps	2'00.381	180,0	2'01.023	177,3			
RET	32	121	K. PATOVA	FIN	Kallio Racing	Yamaha YZF-R3	2	10 Laps	2'01.090	178,5	1'59.900	173,3		5	24
RET	29	58	T. FINOCCHIARO	GBR	Bierreti By 2R	Yamaha YZF-R3	2	10 Laps	2'00.597	177,0	1'59.564	169,0			
RET	19	14	E. DE LA VEGA	FRA	GRT Yamaha WorldSSP300 Team	Yamaha YZF-R3	2	10 Laps		111,2	1'58.087	175,0		1	31
RET	15	84	M. CARBONERA	ITA	SK Racing	Yamaha YZF-R3	0				1'57.667	175,3		4	27
RET	20	23	M. BASTIANELLI	ITA	3570 Made in CIV	Kawasaki Ninja 300	0				1'58.120	176,7		4	26
-----Disqualified-----															
DSQ	2	88	M. PEREZ	ESP	WILSport Racedays	Honda CBR500R	12	0.076	1'56.522	182,4	1'55.971	172,5		72	4
DSQ	7	75	S. DEROUÉ	NED	MTM HS Kawasaki	Kawasaki Ninja 300	12	1.265	1'56.201	181,2	1'57.482	172,2		75	3
DSQ	21	79	C. TAYLOR	GBR	MTM HS Kawasaki	Kawasaki Ninja 300	12	24.038	1'57.869	177,6	1'58.128	177,3			

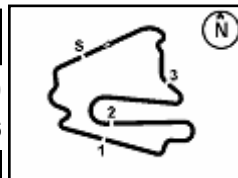
AIR	Humidity:	50%	Temp:	21°C
TRACK	Condition:	Dry	Temp:	35°C

Records	Pole (SP2)	2017	A.Coppola	1'55.665	132,75 Km/h
	Circuit (SP2)	2017	A.Coppola	1'55.665	132,75 Km/h
Race Fastest Lap	(New Record)	Lap 10	M.Garcia	1'56.174	132,16 Km/h

Start 20/08/2017 14:21 End 14:47 The results are provisional until the end of the time limit for protests and appeals and the completion of the technical checks.

These data/results cannot be reproduced, stored and/or transmitted in whole or in part by any manner of electronic, mechanical, photocopying, recording, broadcasting or otherwise now known or herein after developed without the previous express consent by the copyright owner, except for reproduction in daily press and regular printed publications on sale to the public within 60 days of the event related to those data/results and always provided that copyright symbol appears together as follows below.

© DORNA WSBK ORGANIZATION Srl 2017



German Round, 18-19-20 August 2017

World Supersport 300 - Results Race

Lausitzring 4.265 m

2 / 2

LAP LEADERS					
No.	Rider	From	To	Laps	Total
15	A. COPPOLA	1	1	1	
41	M. GARCIA	2	2	1	1
15	A. COPPOLA	3	5	3	
88	M. PEREZ	6	9	4	
15	A. COPPOLA	10	10	1	
88	M. PEREZ	11	11	1	5
15	A. COPPOLA	12	12	1	6

TOTAL LEADER LAPS					
No.	Rider	Laps			
88	M. PEREZ	27	2	A. CARRASCO	2
15	A. COPPOLA	25	25	B. SÁNCHEZ	1
22	M. KALININ	4			
41	M. GARCIA	4			
6	R. SCHOTMAN	3			
20	D. LOUREIRO	3			
75	S. DEROUÉ	3			

N.75 (Deroué S.) and N. 79 (Taylor C.) have been disqualified from the race for the infringement of the article 2.7.10.4

N.88 (Perez M.) has been disqualified from the race for the infringement of the article 2.7.10.6

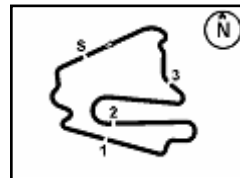
Race Highlights

Time	No. Rider	Description
14.18.02		Warm-up Lap Start
14.21.43		Start
14.23.24	84 Carbonera	Crashed - Turn 10
14.23.25	23 Bastianelli	Crashed - Turn 10
14.24.41	84 Carbonera	Out
14.24.45	23 Bastianelli	Out
14.26.03	14 De La Vega	Entered Pits
14.26.06	121 Patova	Crashed - Turn 3
14.26.07	58 Finocchiaro	Crashed - Turn 3
14.26.28	58 Finocchiaro	Jump Start
14.27.01	58 Finocchiaro	Out
14.27.09	121 Patova	Out
14.27.12	14 De La Vega	Retired
14.27.41	23 Bastianelli	Medical Centre
14.27.42	84 Carbonera	Medical Centre
14.29.31	21 Biddle	Entered Pits
14.31.27	21 Biddle	Retired
14.37.19	49 Carusi	Crashed - Turn 13
14.38.06	18 Murley	Entered Pits
14.38.23	49 Carusi	Entered Pits
14.38.58	49 Carusi	Retired
14.39.02	18 Murley	Retired
14.41.53	95 De Gruttola	Crashed - Turn 6
14.43.36	28 Giacomini	Crashed - Turn 5
14.44.01	28 Giacomini	Re-joined
14.44.24	95 De Gruttola	Re-joined
14.47.31		End Of Session

Start 20/08/2017 14:21 End 14:47 The results are provisional until the end of the time limit for protests and appeals and the completion of the technical checks.

These data/results cannot be reproduced, stored and/or transmitted in whole or in part by any manner of electronic, mechanical, photocopying, recording, broadcasting or otherwise now known or herein after developed without the previous express consent by the copyright owner, except for reproduction in daily press and regular printed publications on sale to the public within 60 days of the event related to those data/results and always provided that copyright symbol appears together as follows below.

© DORNA WSBK ORGANIZATION Srl 2017



Lausitzring 4.265 m

German Round, 18-19-20 August 2017

World Supersport 300 - Lap Chart Race

	Lap											
	1	2	3	4	5	6	7	8	9	10	11	12
1	15	41	15	15	15	88	88	88	88	15	88	15
2	95	15	41	41	95	15	15	95	15	88	41	41
3	75	75	95	95	88	33	95	15	95	41	15	88
4	41	25	75	88	41	95	41	41	41	6	6	6
5	88	95	25	25	33	41	33	6	6	95	33	75
6	25	88	6	75	25	75	6	33	75	33	75	33
7	6	6	88	33	75	25	75	22	33	75	25	25
8	16	16	33	6	6	6	22	75	25	25	22	22
9	17	17	16	16	22	22	25	25	22	22	16	16
10	2	22	17	22	16	16	16	16	16	16	20	97
11	22	33	22	17	12	20	20	20	12	20	12	20
12	33	2	2	12	17	12	12	12	20	12	80	80
13	97	97	97	97	97	97	97	97	97	2	28	12
14	12	35	35	2	2	17	18	28	28	28	97	2
15	35	12	12	35	35	18	28	2	2	97	2	35
16	80	80	28	20	20	2	17	17	80	80	17	17
17	18	28	80	80	18	28	2	80	17	17	35	87
18	28	20	20	28	28	80	80	35	35	35	87	79
19	20	18	18	18	80	35	35	87	87	87	27	27
20	27	87	87	87	87	87	87	27	27	27	79	54
21	79	27	27	27	49	49	49	79	79	79	54	9
22	87	79	79	79	27	79	79	54	54	54	9	28
23	49	49	49	49	79	27	27	9	9	9	130	130
24	19	7	9	130	9	9	9	53	130	130	53	53
25	7	9	19	19	53	54	54	130	53	53	19	7
26	121	19	130	9	54	130	130	19	19	19	7	19
27	9	130	7	53	130	19	19	7	7	62	62	62
28	130	121	53	7	19	53	53	62	62	7	95	
29	54	58	21	54	62	62	62	18				
30	21	54	54	62	7	7	7	49				
31	58	53	62	21								
32	53	21										
33	62	62										
34	14	14										

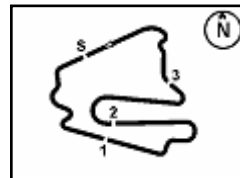
Final Result			
1	15	A. COPPOLA	Laps 12
2	41	M. GARCIA	0.018
3	6	R. SCHOTMAN	1.221
4	33	D. VALLE	1.539
5	25	B. SANCHEZ	1.687
6	22	M. KALININ	1.739
7	16	T. GEORGI	5.554
8	97	M. KAPPLER	12.655
9	20	D. LOUREIRO	12.675
10	80	A. PONTONE	12.807
11	12	A. RUSMIPUTRO	12.856
12	2	A. CARRASCO	13.147
13	35	A. TRIGLIA	14.658
14	17	G. NODERER	18.975
15	87	A. LICCIARDI	23.870
16	27	F. ROVELLI	24.055
17	54	H. CABUK	38.414
18	9	R. DOORAKKERS	40.509
19	28	P. GIACOMINI	40.764
20	130	R. FERREIRA	46.327
21	53	V. GRIMOUX	46.373
22	7	N. SETTIMO	56.706
23	19	E. ROVELLI	57.548
24	62	J. SCHULTZ	57.662
25	95	G. DE GRUTTOLA	1 Lap
RET	18	A. MURLEY	4 Laps
RET	49	M. CARUSI	4 Laps
RET	21	A. BIDDLE	8 Laps
RET	21	K. PATOVA	10 Laps
RET	58	T. FINOCCHIARO	10 Laps
RET	14	E. DE LA VEGA	10 Laps
RET	23	M. BASTIANELLI	
RET	84	M. CARBONERA	
DSQ	88	M. PEREZ	0.076
DSQ	75	S. DEROUE	1.265
DSQ	79	C. TAYLOR	24.038

20/08/2017

These data/results cannot be reproduced, stored and/or transmitted in whole or in part by any manner of electronic, mechanical, photocopying, recording, broadcasting or otherwise now known or herein after developed without the previous express consent by the copyright owner, except for reproduction in daily press and regular printed publications on sale to the public within 60 days of the event related to those data/results and always provided that copyright symbol appears together as follows below.

© DORNA WSBK ORGANIZATION Srl 2017





Lausitzring 4.265 m

3 / 3

German Round, 18-19-20 August 2017

World Supersport 300 - Lap Chart Race

3	41 M.Garcia (ESP)	0.060	18	79 C.Taylor (GBR)	24.038
4	6 R.Schotman (NED)	0.411	19	27 F.Rovelli (ITA)	24.055
5	95 G.De Gruttola (ITA)	0.704	20	54 H.Cabuk (TUR)	38.414
6	33 D.Valle (ESP)	1.101	21	9 R.Doorakkers (NED)	40.509
7	75 S.Deroue (NED)	1.273	22	28 P.Giacomini (ITA)	40.764
8	25 B.Sánchez (ESP)	1.344	23	130 R.Ferreira (BRA)	46.327
9	22 M.Kalinin (UKR)	1.532	24	53 V.Grimoux (FRA)	46.373
10	16 T.Georgi (GER)	2.699	25	7 N.Settimo (ITA)	56.706
11	20 D.Loureiro (RSA)	9.809	26	19 E.Rovelli (ITA)	57.548
12	12 A.Rusmiputro (INA)	9.941	27	62 J.Schultz (RSA)	57.662
13	2 A.Carrasco (ESP)	9.986			
14	28 P.Giacomini (ITA)	10.062			
15	97 M.Kappler (GER)	10.426			
16	80 A.Pontone (ITA)	10.518			
17	17 G.Noderer (GER)	11.070			
18	35 A.Triglia (ITA)	11.297			
19	87 A.Licciardi (BEL)	19.137			
20	27 F.Rovelli (ITA)	20.022			
21	79 C.Taylor (GBR)	20.491			
22	54 H.Cabuk (TUR)	33.418			
23	9 R.Doorakkers (NED)	34.694			
24	130 R.Ferreira (BRA)	38.450			
25	53 V.Grimoux (FRA)	38.517			
26	19 E.Rovelli (ITA)	45.946			
27	62 J.Schultz (RSA)	49.137			
28	7 N.Settimo (ITA)	49.165			

Lap 11

1	88 M.Perez (ESP)	
2	41 M.Garcia (ESP)	0.007
3	15 A.Coppola (ITA)	0.238
4	6 R.Schotman (NED)	1.156
5	33 D.Valle (ESP)	1.220
6	75 S.Deroue (NED)	1.554
7	25 B.Sánchez (ESP)	1.903
8	22 M.Kalinin (UKR)	1.917
9	16 T.Georgi (GER)	3.988
10	20 D.Loureiro (RSA)	11.545
11	12 A.Rusmiputro (INA)	11.624
12	80 A.Pontone (ITA)	11.857
13	28 P.Giacomini (ITA)	11.882
14	97 M.Kappler (GER)	12.124
15	2 A.Carrasco (ESP)	12.157
16	17 G.Noderer (GER)	12.636
17	35 A.Triglia (ITA)	13.015
18	87 A.Licciardi (BEL)	21.620
19	27 F.Rovelli (ITA)	22.049
20	79 C.Taylor (GBR)	22.527
21	54 H.Cabuk (TUR)	36.093
22	9 R.Doorakkers (NED)	37.839
23	130 R.Ferreira (BRA)	42.316
24	53 V.Grimoux (FRA)	42.416
25	19 E.Rovelli (ITA)	52.345
26	7 N.Settimo (ITA)	53.521
27	62 J.Schultz (RSA)	54.048
28	95 G.De Gruttola (ITA)	

Lap 12

1	15 A.Coppola (ITA)	
2	41 M.Garcia (ESP)	0.018
3	88 M.Perez (ESP)	0.076
4	6 R.Schotman (NED)	1.221
5	75 S.Deroue (NED)	1.265
6	33 D.Valle (ESP)	1.539
7	25 B.Sánchez (ESP)	1.687
8	22 M.Kalinin (UKR)	1.739
9	16 T.Georgi (GER)	5.554
10	97 M.Kappler (GER)	12.655
11	20 D.Loureiro (RSA)	12.675
12	80 A.Pontone (ITA)	12.807
13	12 A.Rusmiputro (INA)	12.856
14	2 A.Carrasco (ESP)	13.147
15	35 A.Triglia (ITA)	14.658
16	17 G.Noderer (GER)	18.975
17	87 A.Licciardi (BEL)	23.870

20/08/2017

These data/results cannot be reproduced, stored and/or transmitted in whole or in part by any manner of electronic, mechanical, photocopying, recording, broadcasting or otherwise now known or herein after developed without the previous express consent by the copyright owner, except for reproduction in daily press and regular printed publications on sale to the public within 60 days of the event related to those data/results and always provided that copyright symbol appears together as follows below.

© DORNA WSBK ORGANIZATION Srl 2017

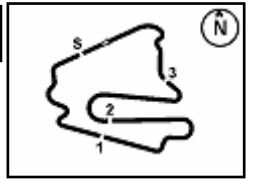
FCR PERUGIA TIMING



Official Tyre Supplier



Official Timekeeper



German Round, 18-19-20 August 2017 World Supersport 300 - Best Sector & Speed Race

Lausitzring 4.265 m

RESULTS			
1	15 A. COPPOLA	Yamaha YZF-R3	Laps 12
2	41 M. GARCIA	Yamaha YZF-R3	0.018
3	6 R. SCHOTMAN	Yamaha YZF-R3	1.221
4	33 D. VALLE	Yamaha YZF-R3	1.539
5	25 B. SANCHEZ	Yamaha YZF-R3	1.687
6	22 M. KALININ	Yamaha YZF-R3	1.739
7	16 T. GEORGI	Yamaha YZF-R3	5.554
8	97 M. KAPPLER	Yamaha YZF-R3	12.655
9	20 D. LOUREIRO	Yamaha YZF-R3	12.675
10	80 A. PONTONE	Yamaha YZF-R3	12.807
11	12 A. RUSMIPUTRO	Yamaha YZF-R3	12.856
12	2 A. CARRASCO	Kawasaki Ninja 300	13.147
13	35 A. TRIGLIA	Honda CBR500R	14.658
14	17 G. NODERER	Honda CBR500R	18.975
15	87 A. LICCIARDI	Yamaha YZF-R3	23.870
16	27 F. ROVELLI	Yamaha YZF-R3	24.055
17	54 H. CABUK	Kawasaki Ninja 300	38.414
18	9 R. DOORAKKERS	Yamaha YZF-R3	40.509
19	28 P. GIACOMINI	Yamaha YZF-R3	40.764
20	130 R. FERREIRA	Yamaha YZF-R3	46.327
21	53 V. GRIMOUX	Yamaha YZF-R3	46.373
22	7 N. SETTIMO	Yamaha YZF-R3	56.706
23	19 E. ROVELLI	Yamaha YZF-R3	57.548
24	62 J. SCHULTZ	Kawasaki Ninja 300	57.662
25	95 G. DE GRUTTOLA	Yamaha YZF-R3	1 Lap
RET	18 A. MURLEY	Yamaha YZF-R3	4 Laps
RET	49 M. CARUSI	Kawasaki Ninja 300	4 Laps
RET	21 A. BIDDLE	Kawasaki Ninja 300	8 Laps
RET	121 K. PATOVA	Yamaha YZF-R3	10 Laps
RET	58 T. FINOCCHIARO	Yamaha YZF-R3	10 Laps
RET	14 E. DE LA VEGA	Yamaha YZF-R3	10 Laps
RET	23 M. BASTIANELLI	Kawasaki Ninja 300	
RET	84 M. CARBONERA	Yamaha YZF-R3	
DSQ	88 M. PEREZ	Honda CBR500R	0.076
DSQ	75 S. DEROUÉ	Kawasaki Ninja 300	1.265
DSQ	79 C. TAYLOR	Kawasaki Ninja 300	24.038

SPEED			
1	22 M. KALININ	Yamaha YZF-R3	183,1
2	12 A. RUSMIPUTRO	Yamaha YZF-R3	183,1
3	54 H. CABUK	Kawasaki Ninja 300	182,8
4	2 A. CARRASCO	Kawasaki Ninja 300	182,4
5	41 M. GARCIA	Yamaha YZF-R3	182,4
6	88 M. PEREZ	Honda CBR500R	182,4
7	6 R. SCHOTMAN	Yamaha YZF-R3	181,8
8	16 T. GEORGI	Yamaha YZF-R3	181,2
9	75 S. DEROUÉ	Kawasaki Ninja 300	181,2
10	87 A. LICCIARDI	Yamaha YZF-R3	180,6
11	18 A. MURLEY	Yamaha YZF-R3	180,6
12	33 D. VALLE	Yamaha YZF-R3	180,3
13	21 A. BIDDLE	Kawasaki Ninja 300	180,0
14	25 B. SANCHEZ	Yamaha YZF-R3	180,0
15	28 P. GIACOMINI	Yamaha YZF-R3	180,0
16	95 G. DE GRUTTOLA	Yamaha YZF-R3	179,4
17	97 M. KAPPLER	Yamaha YZF-R3	179,1
18	20 D. LOUREIRO	Yamaha YZF-R3	179,1
19	27 F. ROVELLI	Yamaha YZF-R3	178,5
20	121 K. PATOVA	Yamaha YZF-R3	178,5
21	53 V. GRIMOUX	Yamaha YZF-R3	178,2
22	17 G. NODERER	Honda CBR500R	177,9
23	80 A. PONTONE	Yamaha YZF-R3	177,9
24	35 A. TRIGLIA	Honda CBR500R	177,6
25	79 C. TAYLOR	Kawasaki Ninja 300	177,6
26	7 N. SETTIMO	Yamaha YZF-R3	177,6
27	58 T. FINOCCHIARO	Yamaha YZF-R3	177,0
28	130 R. FERREIRA	Yamaha YZF-R3	176,2
29	9 R. DOORAKKERS	Yamaha YZF-R3	175,6
30	15 A. COPPOLA	Yamaha YZF-R3	175,6
31	49 M. CARUSI	Kawasaki Ninja 300	174,7
32	19 E. ROVELLI	Yamaha YZF-R3	174,4
33	62 J. SCHULTZ	Kawasaki Ninja 300	173,9
34	14 E. DE LA VEGA	Yamaha YZF-R3	111,2

SEG. 1	
1	75 S. DEROUÉ 29.751
2	95 G. DE GRUTTOLA 29.765
3	88 M. PEREZ 29.768
4	15 A. COPPOLA 29.944
5	22 M. KALININ 29.992
6	25 B. SANCHEZ 30.007
7	41 M. GARCIA 30.023
8	33 D. VALLE 30.058
9	6 R. SCHOTMAN 30.065
10	80 A. PONTONE 30.098
11	16 T. GEORGI 30.121
12	18 A. MURLEY 30.139
13	28 P. GIACOMINI 30.181
14	49 M. CARUSI 30.206
15	20 D. LOUREIRO 30.271
16	17 G. NODERER 30.282
17	97 M. KAPPLER 30.309
18	12 A. RUSMIPUTRO 30.335
19	35 A. TRIGLIA 30.341
20	27 F. ROVELLI 30.371
21	79 C. TAYLOR 30.395
22	2 A. CARRASCO 30.420
23	87 A. LICCIARDI 30.500
24	54 H. CABUK 30.688
25	53 V. GRIMOUX 30.772
26	9 R. DOORAKKERS 30.794
27	19 E. ROVELLI 30.897
28	7 N. SETTIMO 31.030
29	62 J. SCHULTZ 31.064
30	130 R. FERREIRA 31.162
31	121 K. PATOVA 31.229
32	21 A. BIDDLE 31.418
33	58 T. FINOCCHIARO 31.474
34	14 E. DE LA VEGA 38.088
35	84 M. CARBONERA 39.012
36	23 M. BASTIANELLI 39.311

SEG. 2	
1	33 D. VALLE 36.866
2	15 A. COPPOLA 36.880
3	22 M. KALININ 36.896
4	25 B. SANCHEZ 36.995
5	12 A. RUSMIPUTRO 36.996
6	6 R. SCHOTMAN 37.029
7	41 M. GARCIA 37.030
8	16 T. GEORGI 37.053
9	95 G. DE GRUTTOLA 37.091
10	75 S. DEROUÉ 37.093
11	88 M. PEREZ 37.116
12	2 A. CARRASCO 37.123
13	97 M. KAPPLER 37.213
14	20 D. LOUREIRO 37.227
15	18 A. MURLEY 37.233
16	28 P. GIACOMINI 37.273
17	35 A. TRIGLIA 37.371
18	17 G. NODERER 37.420
19	27 F. ROVELLI 37.484
20	80 A. PONTONE 37.538
21	79 C. TAYLOR 37.586
22	49 M. CARUSI 37.646
23	87 A. LICCIARDI 37.683
24	58 T. FINOCCHIARO 37.704
25	7 N. SETTIMO 37.783
26	9 R. DOORAKKERS 37.790
27	53 V. GRIMOUX 37.850
28	54 H. CABUK 37.998
29	19 E. ROVELLI 38.020
30	130 R. FERREIRA 38.045
31	21 A. BIDDLE 38.181
32	62 J. SCHULTZ 38.460
33	121 K. PATOVA 38.573
34	84 M. CARBONERA 38.642
35	23 M. BASTIANELLI 38.915
36	14 E. DE LA VEGA 39.121

SEG. 3	
1	95 G. DE GRUTTOLA 25.277
2	33 D. VALLE 25.282
3	15 A. COPPOLA 25.283
4	75 S. DEROUÉ 25.349
5	88 M. PEREZ 25.365
6	6 R. SCHOTMAN 25.371
7	16 T. GEORGI 25.387
8	25 B. SANCHEZ 25.426
9	35 A. TRIGLIA 25.433
10	12 A. RUSMIPUTRO 25.456
11	17 G. NODERER 25.464
12	28 P. GIACOMINI 25.466
13	80 A. PONTONE 25.470
14	41 M. GARCIA 25.473
15	22 M. KALININ 25.476
16	18 A. MURLEY 25.500
17	97 M. KAPPLER 25.543
18	79 C. TAYLOR 25.599
19	20 D. LOUREIRO 25.604
20	9 R. DOORAKKERS 25.710
21	49 M. CARUSI 25.711
22	2 A. CARRASCO 25.740
23	54 H. CABUK 25.745
24	27 F. ROVELLI 25.789
25	87 A. LICCIARDI 25.919
26	130 R. FERREIRA 26.093
27	53 V. GRIMOUX 26.168
28	62 J. SCHULTZ 26.239
29	21 A. BIDDLE 26.320
30	7 N. SETTIMO 26.330
31	19 E. ROVELLI 26.474
32	58 T. FINOCCHIARO 26.988
33	121 K. PATOVA 27.024
34	14 E. DE LA VEGA 30.372

SEG. 4	
1	33 D. VALLE 23.320
2	2 A. CARRASCO 23.397
3	95 G. DE GRUTTOLA 23.413
4	41 M. GARCIA 23.426
5	28 P. GIACOMINI 23.444
6	22 M. KALININ 23.448
7	6 R. SCHOTMAN 23.450
8	75 S. DEROUÉ 23.476
9	15 A. COPPOLA 23.482
10	18 A. MURLEY 23.524
11	20 D. LOUREIRO 23.541
12	25 B. SANCHEZ 23.565
13	88 M. PEREZ 23.573
14	97 M. KAPPLER 23.587
15	16 T. GEORGI 23.633
16	87 A. LICCIARDI 23.636
17	12 A. RUSMIPUTRO 23.652
18	27 F. ROVELLI 23.681
19	49 M. CARUSI 23.692
20	80 A. PONTONE 23.705
21	35 A. TRIGLIA 23.716
22	54 H. CABUK 23.729
23	79 C. TAYLOR 23.776
24	17 G. NODERER 23.799
25	53 V. GRIMOUX 23.854
26	130 R. FERREIRA 23.976
27	9 R. DOORAKKERS 24.007
28	121 K. PATOVA 24.025
29	19 E. ROVELLI 24.081
30	7 N. SETTIMO 24.117
31	58 T. FINOCCHIARO 24.160
32	21 A. BIDDLE 24.264
33	62 J. SCHULTZ 24.469
34	14 E. DE LA VEGA 27.661

20/08/2017

These data/results cannot be reproduced, stored and/or transmitted in whole or in part by any manner of electronic, mechanical, photocopying, recording, broadcasting or otherwise now known or herein after developed without the previous express consent by the copyright owner, except for reproduction in daily press and regular printed publications on sale to the public within 60 days of the event related to those data/results and always provided that copyright symbol appears together as follows below.

© DORNA WSBK ORGANIZATION Srl 2017

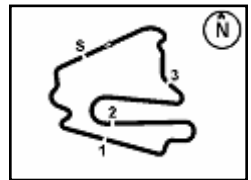
FICR PERUGIA TIMING



Official Tyre Supplier



Official Timekeeper



German Round, 18-19-20 August 2017 World Supersport 300 - Chronological Analysis Race

Lausitzring 4.265 m

Start at 14:21'14.976

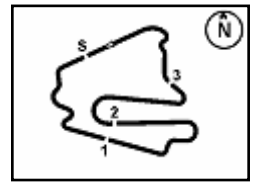
2 / 4

Lap	Seg.1	Seg.2	Seg.3	Seg.4	Lap Time	km/h	Local Time
7	30.423	37.571	25.653	23.697	1'57.344	178,8	14:35'03.046
8	30.121	37.308	25.520	23.870	1'56.819	175,6	14:36'59.865
9	30.351	37.546	25.387	23.726	1'57.010	177,3	14:38'56.875
10	30.166	37.560	25.483	23.759	1'56.968	173,0	14:40'53.843
11	30.251	37.984	25.725	23.944	1'57.904	170,6	14:42'51.747
12	30.560	38.098	25.816	24.007	1'58.481	166,9	14:44'50.228
2 A. CARRASCO (1'57.084)							
Lap	Seg.1	Seg.2	Seg.3	Seg.4	Lap Time	km/h	Local Time
1			37.244	25.984	23.837	2'04.549	14:23'19.525
2	30.823	37.373	26.684	23.686	1'58.566	172,2	14:25'18.091
3	30.731	37.123	25.740	23.490	1'57.084	178,5	14:27'15.175
4	30.547	37.411	26.400	23.827	1'58.185	182,4	14:29'13.360
5	30.595	37.263	25.812	24.147	1'57.817	180,6	14:31'11.177
6	30.916	37.320	26.385	23.769	1'58.390	180,3	14:33'09.567
7	30.573	37.410	26.498	23.982	1'58.463	178,2	14:35'08.030
8	30.571	37.450	25.872	23.620	1'57.513	176,2	14:37'05.543
9	30.797	37.495	25.943	23.397	1'57.632	179,4	14:39'03.175
10	30.420	37.816	25.871	23.848	1'57.955	178,8	14:41'01.130
11	31.052	37.780	26.340	23.614	1'58.786	170,8	14:42'59.916
12	31.033	37.357	25.882	23.633	1'57.905	175,6	14:44'57.821
35 A. TRIGLIA (1'57.130)							
Lap	Seg.1	Seg.2	Seg.3	Seg.4	Lap Time	km/h	Local Time
1		38.349	25.749	23.716	2'05.939		14:23'20.915
2	30.579	37.431	25.959	23.876	1'57.845	175,3	14:25'18.760
3	30.481	37.371	25.538	23.740	1'57.130	175,6	14:27'15.890
4	30.450	37.638	25.744	24.110	1'57.942	176,5	14:29'13.832
5	30.635	37.464	25.482	24.183	1'57.764	176,2	14:31'11.596
6	30.782	37.718	26.000	24.548	1'59.048	175,6	14:33'10.644
7	30.341	37.612	25.750	24.155	1'57.858	177,6	14:35'08.502
8	30.873	37.901	25.433	24.149	1'58.356	176,5	14:37'06.858
9	30.405	37.905	25.537	23.954	1'57.801	171,1	14:39'04.659
10	30.393	37.617	25.697	24.075	1'57.782	171,4	14:41'02.441
11	30.630	37.918	25.778	24.007	1'58.333	175,6	14:43'00.774
12	30.786	38.053	25.591	24.128	1'58.558	174,7	14:44'59.332
17 G. NODERER (1'57.188)							
Lap	Seg.1	Seg.2	Seg.3	Seg.4	Lap Time	km/h	Local Time
1		37.655	26.043	24.164	2'04.534		14:23'19.510
2	30.644	37.445	26.057	23.994	1'58.140	174,2	14:25'17.650
3	30.505	37.420	25.464	23.799	1'57.188	176,5	14:27'14.838
4	30.674	37.711	25.893	23.909	1'58.187	177,9	14:29'13.025
5	30.282	37.559	25.805	24.227	1'57.873	173,3	14:31'10.898
6	30.709	37.631	26.061	24.107	1'58.508	177,0	14:33'09.406
7	30.478	37.629	26.088	24.016	1'58.211	176,5	14:35'07.617
8	30.825	37.661	25.996	24.056	1'58.538	175,0	14:37'06.155
9	30.530	37.835	25.698	23.799	1'57.862	173,3	14:39'04.017
10	30.328	37.483	26.357	24.029	1'58.197	177,0	14:41'02.214
11	30.660	37.682	25.916	23.923	1'58.181	173,6	14:43'00.395
12	31.019	38.037	25.855	28.343	2'03.254	175,3	14:45'03.649
87 A. LICCIARDI (1'57.970)							
Lap	Seg.1	Seg.2	Seg.3	Seg.4	Lap Time	km/h	Local Time
1		38.148	26.337	23.727	2'07.837		14:23'22.813
2	30.936	37.759	25.970	23.636	1'58.301	180,6	14:25'21.114
3	30.571	37.722	25.973	23.704	1'57.970	175,3	14:27'19.084
4	30.721	37.683	25.919	23.746	1'58.069	173,9	14:29'17.153
5	30.500	37.995	25.920	23.788	1'58.203	171,9	14:31'15.356
6	30.634	38.032	25.940	23.882	1'58.488	170,0	14:33'13.844
7	30.602	38.073	26.234	23.949	1'58.858	170,3	14:35'12.702
8	30.580	38.115	26.258	23.965	1'58.918	169,2	14:37'11.620
9	30.959	38.481	26.151	24.003	1'59.594	167,1	14:39'11.214
10	30.643	38.335	26.135	23.954	1'59.067	167,4	14:41'10.281
11	30.720	38.498	26.045	23.835	1'59.098	166,3	14:43'09.379
12	30.554	38.262	26.390	23.959	1'59.165	168,2	14:45'08.544
79 C. TAYLOR (1'57.869)							
Lap	Seg.1	Seg.2	Seg.3	Seg.4	Lap Time	km/h	Local Time

20/08/2017 P = Pits In/Out - C = Lap-Time Cancelled

These data/results cannot be reproduced, stored and/or transmitted in whole or in part by any manner of electronic, mechanical, photocopying, recording, broadcasting or otherwise now known or herein after developed without the previous express consent by the copyright owner, except for reproduction in daily press and regular printed publications on sale to the public within 60 days of the event related to those data/results and always provided that copyright symbol appears together as follows below.

© DORNA WSBK ORGANIZATION Srl 2017



Lausitzring 4.265 m

German Round, 18-19-20 August 2017

World Supersport 300 - Chronological Analysis Race

Start at 14:21'14.976

4 / 4

9	31.171	41.797	26.601	24.454	2'04.023	167,6	14:39'34.870	1	38.879	27.024	24.452	2'10.653	14:23'25.629		
10	31.585	39.271	26.763	24.601	2'02.220	165,6	14:41'37.090	2	31.229	38.573	27.263	24.025	2'01.090	175,3	14:25'26.719
11	31.725	39.514	27.229	24.546	2'03.014	164,3	14:43'40.104	58 T. FINOCCHIARO (2'00.597)							
12	31.376	39.300	26.671	24.771	2'02.118	166,6	14:45'42.222	Lap	Seg.1	Seg.2	Seg.3	Seg.4	Lap Time	km/h	Local Time

62 J. SCHULTZ (2'00.529)							
Lap	Seg.1	Seg.2	Seg.3	Seg.4	Lap Time	km/h	Local Time
1		39.270	27.009	24.684	2'12.459		14:23'27.435
2	31.454	38.960	26.527	24.479	2'01.420	173,3	14:25'28.855
3	31.594	38.472	26.239	24.469	2'00.774	173,9	14:27'29.629
4	31.327	38.739	26.447	24.603	2'01.116	170,6	14:29'30.745
5	31.249	38.967	26.486	24.695	2'01.397	168,7	14:31'32.142
6	31.149	38.991	26.300	24.657	2'01.097	167,1	14:33'33.239
7	31.070	39.268	26.640	24.793	2'01.771	166,9	14:35'35.010
8	31.692	39.238	26.682	25.057	2'02.669	164,1	14:37'37.679
9	31.527	39.056	26.643	24.726	2'01.952	165,1	14:39'39.631
10	31.133	38.557	26.333	24.627	2'00.650	166,1	14:41'40.281
11	31.661	38.692	26.666	24.507	2'01.526	162,6	14:43'41.807
12	31.064	38.460	26.423	24.582	2'00.529	168,7	14:45'42.336

Lap	Seg.1	Seg.2	Seg.3	Seg.4	Lap Time	km/h	Local Time
1		38.821	26.988	24.408	2'11.609		14:23'26.585
2	31.474	37.704	27.259	24.160	2'00.597	177,0	14:25'27.182

14 E. DE LA VEGA ()							
Lap	Seg.1	Seg.2	Seg.3	Seg.4	Lap Time	km/h	Local Time
1			39.121	30.372	27.661	2'15.567	14:23'30.543
2	38.088	52.756	33.597	35.632	2'40.073P	111,2	14:26'10.616

95 G. DE GRUTTOLA (1'56.480)							
Lap	Seg.1	Seg.2	Seg.3	Seg.4	Lap Time	km/h	Local Time
1		37.472	26.191	23.898	2'03.222		14:23'18.198
2	30.505	38.116	26.153	23.840	1'58.614	171,9	14:25'16.812
3	30.550	37.091	25.426	23.413	1'56.480	175,0	14:27'13.292
4	30.275	37.351	25.485	24.024	1'57.135	172,8	14:29'10.427
5	30.391	37.338	25.505	23.894	1'57.128	171,7	14:31'07.555
6	30.364	37.342	25.714	23.711	1'57.131	172,8	14:33'04.686
7	29.965	37.605	25.366	23.559	1'56.495	179,4	14:35'01.181
8	30.114	37.202	25.431	24.198	1'56.945	171,4	14:36'58.126
9	30.510	37.115	25.280	23.763	1'56.668	167,4	14:38'54.794
10	30.509	37.787	25.277	23.481	1'57.054	168,4	14:40'51.848
11	29.765	2'54.035	32.591	26.892	4'23.283	174,2	14:45'15.131

18 A. MURLEY (1'56.682)							
Lap	Seg.1	Seg.2	Seg.3	Seg.4	Lap Time	km/h	Local Time
1		38.633	26.312	23.848	2'07.144		14:23'22.120
2	31.140	37.378	26.188	23.773	1'58.479	175,9	14:25'20.599
3	30.226	37.559	25.879	23.718	1'57.382	175,9	14:27'17.981
4	30.456	37.233	26.160	23.524	1'57.373	178,2	14:29'15.354
5	30.274	37.377	25.500	23.531	1'56.682	180,3	14:31'12.036
6	30.393	37.317	25.783	23.975	1'57.468	178,2	14:33'09.504
7	30.139	37.756	26.051	23.757	1'57.703	180,6	14:35'07.207
8	30.345	1'24.393	35.894	34.528	3'05.160P	176,5	14:38'12.367

49 M. CARUSI (1'57.812)							
Lap	Seg.1	Seg.2	Seg.3	Seg.4	Lap Time	km/h	Local Time
1		38.520	26.797	24.097	2'09.218		14:23'24.194
2	30.206	37.646	26.043	23.980	1'57.875	170,3	14:25'22.069
3	30.560	37.682	25.878	23.692	1'57.812	173,6	14:27'19.881
4	30.568	37.663	25.838	23.925	1'57.994	173,6	14:29'17.875
5	30.541	37.738	25.833	23.911	1'58.023	174,7	14:31'15.898
6	30.416	37.858	25.991	23.901	1'58.166	169,8	14:33'14.064
7	30.673	37.991	26.192	24.248	1'59.104	172,8	14:35'13.168
8	30.473	37.898	25.711	1'45.949	3'20.031P	169,0	14:38'33.199

21 A. BIDDLE (2'00.381)							
Lap	Seg.1	Seg.2	Seg.3	Seg.4	Lap Time	km/h	Local Time
1		38.930	26.956	24.397	2'11.312		14:23'26.288
2	32.216	39.194	26.428	24.264	2'02.102	180,0	14:25'28.390
3	31.418	38.310	26.320	24.333	2'00.381	176,2	14:27'28.771
4	31.543	38.181	26.494	34.544	2'10.762P	172,2	14:29'39.533

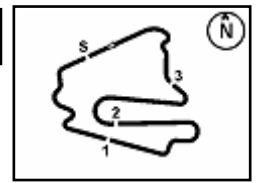
121 K. PATOVA (2'01.090)							
Lap	Seg.1	Seg.2	Seg.3	Seg.4	Lap Time	km/h	Local Time

20/08/2017 P = Pits In/Out - C = Lap-Time Cancelled

These data/results cannot be reproduced, stored and/or transmitted in whole or in part by any manner of electronic, mechanical, photocopying, recording, broadcasting or otherwise now known or herein after developed without the previous express consent by the copyright owner, except for reproduction in daily press and regular printed publications on sale to the public within 60 days of the event related to those data/results and always provided that copyright symbol appears together as follows below.

© DORNA WSBK ORGANIZATION Srl 2017

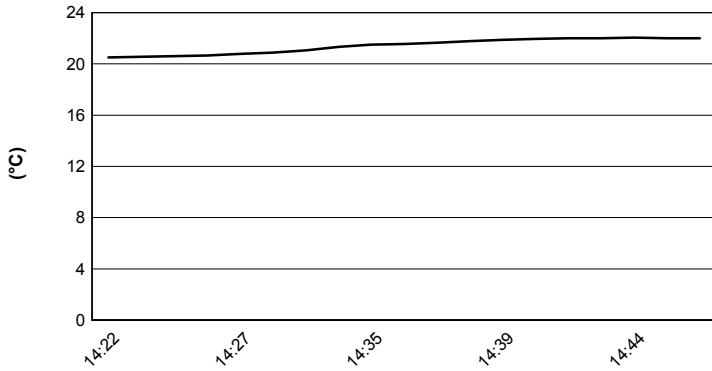




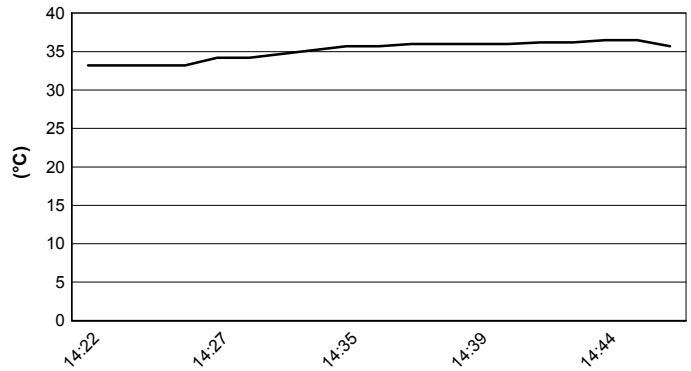
Lausitzring 4.265 m

German Round, 18-19-20 August 2017
World Supersport 300 - Weather Report Race
 Session started 14:22 - Session ended 14:47

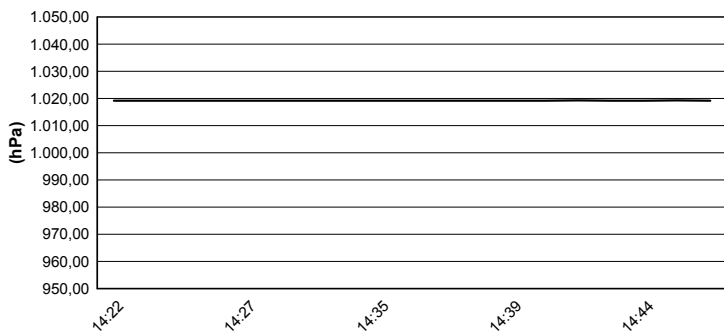
Air Temperature



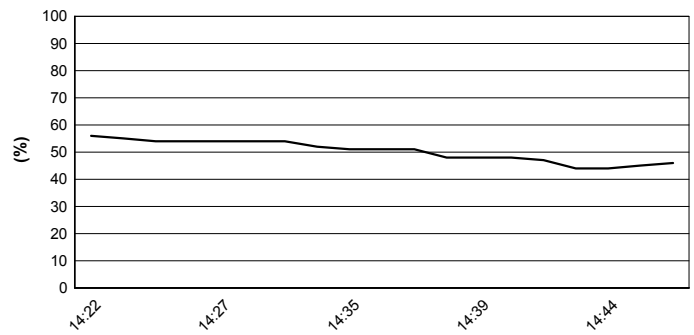
Track Temperature



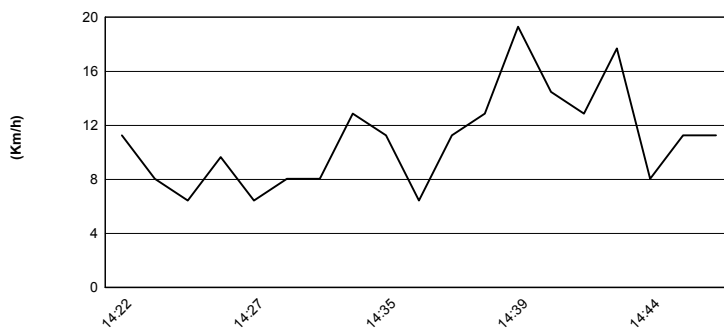
Air Pressure



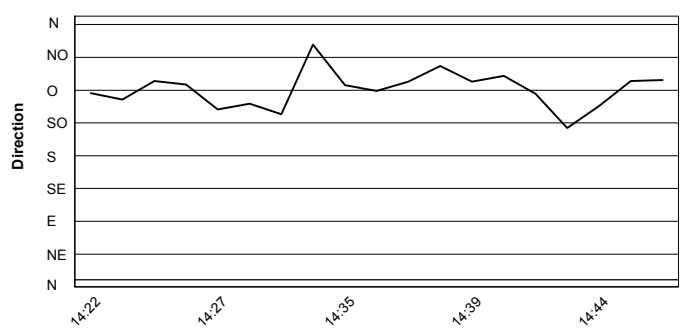
Humidity



Wind Speed



Wind Direction



20/08/2017

These data/results cannot be reproduced, stored and/or transmitted in whole or in part by any manner of electronic, mechanical, photocopying, recording, broadcasting or otherwise now known or herein after developed without the previous express consent by the copyright owner, except for reproduction in daily press and regular printed publications on sale to the public within 60 days of the event related to those data/results and always provided that copyright symbol appears together as follows below.

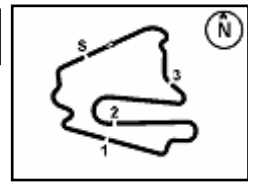
© DORNA WSBK ORGANIZATION Srl 2017



Official Tyre Supplier



Official Timekeeper



German Round, 18-19-20 August 2017

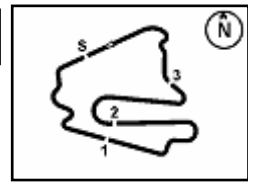
World Supersport 300 - Championship Standings

	Points	Points From First	Points From Previous	April 2 ARAGÓN	April 30 ASSEN	May 14 IMOLA	May 28 DONINGTON PARK	June 18 MISANO	August 20 LAUSITZRING	September 17 PORTIMÃO	October 1 MAGNY COURS	October 22 JEREZ								
1 GARCIA Marc (ESP)	85			0	10	25	20	10	20											
2 COPPOLA Alfonso (ITA)	82	3		5	16	20	0	16	25											
3 DEROUE Scott (NED)	75	10	7	25	25	5	16	4	0											
4 PEREZ Mika (ESP)	72	13	3	16	0	6	25	25	0											
5 SÁNCHEZ Borja (ESP)	59	26	13	13	13	13	0	9	11											
6 LOUREIRO Dorren (RSA)	53	32	6	8	11	10	4	13	7											
7 VALLE Daniel (ESP)	50	35	3	20	0	3	8	6	13											
8 SCHOTMAN Robert (NED)	45	40	5	0	0	7	11	11	16											
9 PONTONE Armando (ITA)	41	44	4	1	1	0	13	20	6											
10 KALININ Mykyta (UKR)	34	51	7	0	0	16	0	8	10											
11 CARRASCO Ana (ESP)	32	53	2	6	9	4	7	2	4											
12 DE GRUTTOLA Giuseppe (ITA)	25	60	7	9	3	11	2	0	0											
13 GRASSIA Paolo (ITA)	23	62	2	10	0	8	5	0	0											
14 MURLEY Alex (GBR)	21	64	2	3	6	1	6	5	0											
15 VAN STRAALLEN Glenn (NED)	20	65	1	0	20	0	0	0	0											
16 LICCIARDI Angelo (BEL)	19	66	1	11	0	0	0	7	1											
17 GIACOMINI Paolo (ITA)	17	68	2	7	0	0	10	0	0											
18 RUSMIPUTRO Ali Adriansyah (INA)	16	69	1	0	0	2	9	0	5											
19 CABUK Harun (TUR)	10	75	6	2	8	0	0	0	0											
20 GEORGI Tim (GER)	9	76	1	0	0	0	0	0	9											
21 BERNARDI Luca (RSM)	9	76	0	0	0	9	0	0	0											
22 KAPPLER Maximilian (GER)	8	77	1	0	0	0	0	0	8											
23 DOORAKKERS Ruben (NED)	7	78	1	0	7	0	0	0	0											
24 PATOVA Kimi (FIN)	5	80	2	0	5	0	0	0	0											

N.75 (Deroue S.) and N. 79 (Taylor C.) have been disqualified from the race for the infringement of the article 2.7.10.4

N.88 (Perez M.) has been disqualified from the race for the infringement of the article 2.7.10.6

20/08/2017 First Line: Championship Standings - Second Line: Ranking Progression
 These data/results cannot be reproduced, stored and/or transmitted in whole or in part by any manner of electronic, mechanical, photocopying, recording, broadcasting or otherwise now known or herein after developed without the previous express consent by the copyright owner, except for reproduction in daily press and regular printed publications on sale to the public within 60 days of the event related to those data/results and always provided that copyright symbol appears together as follows below.
 © DORNA WSBK ORGANIZATION Srl 2017



Lausitzring 4.265 m

German Round, 18-19-20 August 2017

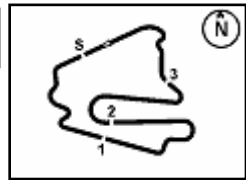
World Supersport 300 - Championship Standings

	Points	Points From First	Points From Previous	April 2	April 30	May 14	May 28	June 18	August 20	September 17	October 1	October 22				
				ARAGÓN	ASSEN	IMOLA	DONINGTON PARK	MISANO	LAUSITZRING	PORTIMÃO	MAGNY COURS	JEREZ				
25 FACCO Jacopo (ITA)	4	81	1	0	4 18	0 21	0 23	0 23	0 25							
26 BASTIANELLI Manuel (ITA)	4	81	0	4 12	0 18	0 21	0 23	0 23	0 25							
27 CARBONERA Michael (ITA)	4	81	0	0	0	0	1 27	3 23	0 25							
28 NODERER Gabriel (GER)	4	81	0	0	2 20	0 23	0 26	0 27	2 25							
29 TRIGLIA Alex (ITA)	3	82	1	0	0	0	0	0	3 29							
30 ROVELLI Filippo (ITA)	3	82	0	0	0	0	3 25	0 26	0 29							
31 DE LA VEGA Enzo (FRA)	1	84	2	0	0	0	0	1 28	0 31							

N.75 (Deroue S.) and N. 79 (Taylor C.) have been disqualified from the race for the infringement of the article 2.7.10.4
N.88 (Perez M.) has been disqualified from the race for the infringement of the article 2.7.10.6

20/08/2017 First Line: Championship Standings - Second Line: Ranking Progression
These data/results cannot be reproduced, stored and/or transmitted in whole or in part by any manner of electronic, mechanical, photocopying, recording, broadcasting or otherwise now known or herein after developed without the previous express consent by the copyright owner, except for reproduction in daily press and regular printed publications on sale to the public within 60 days of the event related to those data/results and always provided that copyright symbol appears together as follows below.
© DORNA WSBK ORGANIZATION Srl 2017





German Round, 18-19-20 August 2017
World Supersport 300 - Manufacturers Standings

Lausitzring 4.265 m

	Points	Points From First	Points From Previous	April 2 ARAGÓN	April 30 ASSEN	May 14 IMOLA	May 28 DONINGTON PARK	June 18 MISANO	August 20 LAUSITZRING	September 17 PORTIMÃO	October 1 MAGNY COURS	October 22 JEREZ							
1 YAMAHA	126			20 2	16 2	25 1	20 1	20 1	25 1										
2 HONDA	95	31		16 3	20 2	6 3	25 3	25 2	3 2										
3 KAWASAKI	82	44	13	25 1	25 1	8 2	16 2	4 3	4 3										

N.75 (Deroue S.) and N. 79 (Taylor C.) have been disqualified from the race for the infringement of the article 2.7.10.4
N.88 (Perez M.) has been disqualified from the race for the infringement of the article 2.7.10.6

20/08/2017

First Line: Championship Standings - Second Line: Ranking Progression

These data/results cannot be reproduced, stored and/or transmitted in whole or in part by any manner of electronic, mechanical, photocopying, recording, broadcasting or otherwise now known or herein after developed without the previous express consent by the copyright owner, except for reproduction in daily press and regular printed publications on sale to the public within 60 days of the event related to those data/results and always provided that copyright symbol appears together as follows below.

© DORNA WSBK ORGANIZATION Srl 2017

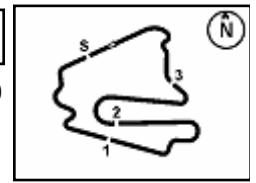
FKR PERUGIA TIMING



Official Tyre Supplier



Official Timekeeper



Lausitzring 4.265 m

German Round, 18-19-20 August 2017

World Supersport 300 - Pirelli Best Lap Award

Points	Points From First	Points From Previous	April 2	April 30	May 14	May 28	June 18	August 20	September 17	October 1	October 22					
			ARAGÓN	ASSEN	IMOLA	DONINGTON PARK	MISANO	LAUSITZRING	PORTIMÃO	MAGNY COURS	JEREZ					
Fastest Laps																
1	PEREZ Mika (ESP)	2	1			1										
2	GARCIA Marc (ESP)	1 1						1								
3	COPPOLA Alfonso (ITA)	1 1 0		1												
4	LOUREIRO Dorren (RSA)	1 1 0			1											
5	PONTONE Armando (ITA)	1 1 0					1									

20/08/2017

These data/results cannot be reproduced, stored and/or transmitted in whole or in part by any manner of electronic, mechanical, photocopying, recording, broadcasting or otherwise now known or herein after developed without the previous express consent by the copyright owner, except for reproduction in daily press and regular printed publications on sale to the public within 60 days of the event related to those data/results and always provided that copyright symbol appears together as follows below.

© DORNA WSBK ORGANIZATION Srl 2017

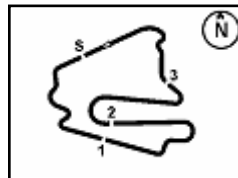
FIKR PERUGIA TIMING



Official Tyre Supplier



Official Timekeeper



German Round, 18-19-20 August 2017

World Supersport 300 - Rider's Performance

Lausitzring 4.265 m

Points	Points From First	Points From Previous	April 2 ARAGÓN		April 30 ASSEN		May 14 IMOLA		May 28 DONINGTON PARK		June 18 MISANO		August 20 LAUSITZRING		September 17 PORTIMÃO		October 1 MAGNY COURS		October 22 JEREZ								
			G	R	G	R	G	R	G	R	G	R	G	R	G	R	G	R	G	R	G	R	G	R	G	R	G
1	GARCIA	85	7	Rt	20	6	5	1	6	2	2	6	3	2													
2	COPPOLA	82	3	22	11	6	3	2	2	1	Ex	5	3	1	1												
3	DEROUE	75	10	7	1	1	2	1	21	11	8	3	14	12	7	Ex											
4	PEREZ	72	13	3	2	3	4	24	1	10	3	1	1	1	2	Ex											
5	SÁNCHEZ	59	26	13	6	4	1	4	3	4	2	22	10	7	9	5											
6	LOUREIRO	53	32	6	20	8	10	5	7	6	5	12	11	4	22	9											
7	VALLE	50	35	3	4	2	21	Rt	31	13	17	8	8	10	16	4											
8	SCHOTMAN	45	40	5	5	Rt	11	Rt	10	9	11	5	3	5	8	3											
9	PONTONE	41	44	4	11	15	24	15	22	21	21	4	9	2	25	10											
10	KALININ	34	51	7	3	Rt	5	Rt	9	3	12	Rt	13	8	13	6											
11	CARRASCO	32	53	2	14	10	13	7	13	12	14	9	15	14	5	12											
12	DE GRUTTOLA	25	60	7	8	7	7	13	6	5	9	14	4	Rt	4	25											
13	GRASSIA	23	62	2	9	6	3	23	8	8	7	11															
14	MURLEY	21	64	2	17	13	14	10	12	15	16	10	12	11	18	Rt											
15	VAN STRAALLEN	20	65	1			16	2																			
16	LICCIARDI	19	66	1	15	5	22	Rt	16	22	22	Rt	16	9	30	15											
17	GIACOMINI	17	68	2	23	9	19	Rt	4	Rt	15	6	18	Rt	23	19											
18	RUSMIPUTRO	16	69	1	25	Rt	25	Rt	26	14	13	7	22	Rt	12	11											
19	CABUK	10	75	6	12	14	23	8	37						28	17											
20	GEORGI	9	76	1											10	7											
21	BERNARDI	9	76	0					14	7			6	Rt													
22	KAPPLER	8	77	1											14	8											
23	DOORAKKERS	7	78	1	24	Rt	17	9	34	27	26	Rt	36	21	31	18											
24	PATOVA	5	80	2	21	Rt	28	11	19	Rt	30	20	32	Rt	32	Rt											
25	BASTIANELLI	4	81	1	18	12	9	Rt	25	17	10	Rt	25	18	20	Rt											
26	CARBONERA	4	81	0	26	20	26	17	24	23	18	15	20	13	15	Rt											
27	NODERER	4	81	0	10	19	29	14	29	25	24	19	23	Rt	6	14											
28	FACCO	4	81	0	30	21	18	12	11	19	23	17	24	Rt													
29	TRIGLIA	3	82	1	31	23	15	Rt	15	24	25	18	21	28	11	13											
30	ROVELLI	3	82	0	27	17	37	16	27	20	20	13	19	16	17	16											
31	DE LA VEGA	1	84	2	16	Rt	31	Rt	18	18	19	16	17	15	19	Rt											

N.75 (Deroue S.) and N. 79 (Taylor C.) have been disqualified from the race for the infringement of the article 2.7.10.4
N.88 (Perez M.) has been disqualified from the race for the infringement of the article 2.7.10.6

G = Grid - 1 = Race 1 - 2 = Race 2

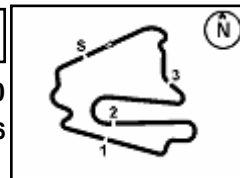
Ns = Did Not Start - Rt = Retired - Ex = Excluded

20/08/2017

These data/results cannot be reproduced, stored and/or transmitted in whole or in part by any manner of electronic, mechanical, photocopying, recording, broadcasting or otherwise now known or herein after developed without the previous express consent by the copyright owner, except for reproduction in daily press and regular printed publications on sale to the public within 60 days of the event related to those data/results and always provided that copyright symbol appears together as follows below.

© DORNA WSBK ORGANIZATION Srl 2017





Lausitzring 4.265 m

German Round, 18-19-20 August 2017

World Supersport 300 - Best Laps & Speeds

1 / 2

No.	Rider		Best Lap		FP1		FP2		QP1		QP2		RC	
	Nat	Bike	laps	speed	laps	speed	laps	speed	laps	speed	laps	speed	laps	speed
1	15	A. COPPOLA	46	181,2	14	178,8	13	181,2	7	180,3	12	175,5		
		ITA Yamaha YZF-R3												
2	88	M. PEREZ	41	182,4	11	178,8	11	180,3	7	172,4	12	182,4		
		ESP Honda CBR500R												
3	41	M. GARCIA	48	183,0	15	177,3	14	183,0	7	175,3	12	182,4		
		ESP Yamaha YZF-R3												
4	75	S. DEROUÉ	47	181,2	15	180,3	13	179,7	7	172,2	12	181,2		
		NED Kawasaki Ninja 300												
5	6	R. SCHOTMAN	47	181,8	15	177,6	13	179,7	7	174,1	12	181,8		
		NED Yamaha YZF-R3												
6	33	D. VALLE	47	180,3	15	177,9	13	179,7	7	171,6	12	180,3		
		ESP Yamaha YZF-R3												
7	22	M. KALININ	45	183,0	15	177,0	11	180,0	7	178,5	12	183,0		
		UKR Yamaha YZF-R3												
8	25	B. SÁNCHEZ	52	180,0	14	176,1	13	179,4	7	171,3	6	172,7	12	180,0
		ESP Yamaha YZF-R3												
9	95	G. DE GRUTTOLA	43	181,5	14	180,3	12	181,5	6	179,7	11	179,4		
		ITA Yamaha YZF-R3												
10	18	A. MURLEY	23	180,6	8	175,3			7	178,8	8	180,6		
		GBR Yamaha YZF-R3												
11	20	D. LOUREIRO	42	180,3	10	170,8	13	180,0	7	180,3	12	179,1		
		RSA Yamaha YZF-R3												
12	16	T. GEORGI	46	181,2	14	171,3	13	180,3	7	175,5	12	181,2		
		GER Yamaha YZF-R3												
13	2	A. CARRASCO	48	182,4	15	182,4	14	182,1	7	180,3	12	182,4		
		ESP Kawasaki Ninja 300												
14	12	A. RUSMIPUTRO	53	183,6	15	181,8	13	183,6	7	180,3	6	179,4	12	183,0
		INA Yamaha YZF-R3												
15	97	M. KAPPLER	41	179,1	8	168,1	14	178,8	7	177,6	12	179,1		
		GER Yamaha YZF-R3												
16	35	A. TRIGLIA	42	179,4	13	175,5	13	179,4	4	169,5	12	177,6		
		ITA Honda CBR500R												
17	17	G. NODERER	47	178,2	14	178,2	14	175,8	7	168,9	12	177,9		
		GER Honda CBR500R												
18	28	P. GIACOMINI	44	180,6	12	177,6	13	179,1	7	180,6	12	180,0		
		ITA Yamaha YZF-R3												
19	80	A. PONTONE	47	180,0	14	177,0	14	180,0	7	173,8	12	177,9		
		ITA Yamaha YZF-R3												
20	84	M. CARBONERA	32	180,9	12	175,3	13	180,9	7	175,3				
		ITA Yamaha YZF-R3												

20/08/2017

These data/results cannot be reproduced, stored and/or transmitted in whole or in part by any manner of electronic, mechanical, photocopying, recording, broadcasting or otherwise now known or herein after developed without the previous express consent by the copyright owner, except for reproduction in daily press and regular printed publications on sale to the public within 60 days of the event related to those data/results and always provided that copyright symbol appears together as follows below.

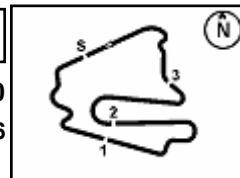
© DORNA WSBK ORGANIZATION Srl 2017

FIAT PERUGIA TIMING


Official Tyre Supplier



Official Timekeeper



German Round, 18-19-20 August 2017

World Supersport 300 - Best Laps & Speeds

No.	Rider		Best Lap		FP1		FP2		QP1		QP2		RC	
	Nat	Bike	laps	speed	laps	speed	laps	speed	laps	speed	laps	speed	laps	speed
21	27	F. ROVELLI	1'57.793		2'03.389		1'58.479		1'58.032		1'57.793			
	ITA	Yamaha YZF-R3	44	185,2	12	169,7	13	185,2	7	170,8	12	178,5		
22	49	M. CARUSI	1'57.812		2'01.506		1'59.555		1'58.563		1'57.812			
	ITA	Kawasaki Ninja 300	36	176,7	9	172,7	12	176,7	7	171,1	8	174,7		
23	79	C. TAYLOR	1'57.869		1'59.520		1'58.408		1'58.128		1'57.869			
	GBR	Kawasaki Ninja 300	42	180,3	12	172,4	13	180,3	5	177,3	12	177,6		
24	87	A. LICCIARDI	1'57.970		2'00.611		1'59.186		1'59.698		1'57.970			
	BEL	Yamaha YZF-R3	45	183,0	14	180,6	13	183,0	6	177,3	12	180,6		
25	14	E. DE LA VEGA	1'58.087		2'01.307		1'59.217		1'58.087					
	FRA	Yamaha YZF-R3	26	180,6	6	174,1	13	180,6	7	175,0				
26	23	M. BASTIANELLI	1'58.120		1'59.126		1'59.353		1'58.120					
	ITA	Kawasaki Ninja 300	33	179,1	14	178,2	12	179,1	7	176,7				
27	54	H. CABUK	1'58.778		2'01.583		1'58.860		1'59.369		1'58.778			
	TUR	Kawasaki Ninja 300	42	182,7	11	175,3	13	180,3	6	179,1	12	182,7		
28	9	R. DOORAKKERS	1'58.877		2'02.232		1'59.993		1'59.885		1'58.877			
	NED	Yamaha YZF-R3	44	179,1	12	167,9	14	179,1	6	166,6	12	175,5		
29	19	E. ROVELLI	1'59.156		2'01.590		2'00.339		1'59.156				1'59.767	
	ITA	Yamaha YZF-R3	47	179,1	15	178,8	14	179,1	6	179,1	12	174,4		
30	7	N. SETTIMO	1'59.359		2'01.830		2'01.218		1'59.359				2'00.014	
	ITA	Yamaha YZF-R3	45	179,7	13	175,8	13	179,7	7	178,8	12	177,6		
31	58	T. FINOCCHIARO	1'59.564		2'02.610		2'01.728		1'59.564				2'00.597	
	GBR	Yamaha YZF-R3	36	177,0	14	170,8	13	170,3	7	168,9	2	177,0		
32	53	V. GRIMOUX	1'59.778		2'04.268		2'01.094		2'00.775		1'59.778			
	FRA	Yamaha YZF-R3	39	179,7	6	167,6	14	179,7	7	175,3	12	178,2		
33	130	R. FERREIRA	1'59.817		2'03.853		2'02.056		1'59.988		1'59.817			
	BRA	Yamaha YZF-R3	43	176,7	11	168,1	13	176,7	7	176,4	12	176,1		
34	121	K. PATOVA	1'59.900		2'04.618		2'00.880		1'59.900				2'01.090	
	FIN	Yamaha YZF-R3	36	179,4	13	170,8	14	179,4	7	173,3	2	178,5		
35	21	A. BIDDLE	2'00.381		2'02.932		2'02.542		2'01.023		2'00.381			
	NZL	Kawasaki Ninja 300	37	182,1	12	176,4	14	182,1	7	177,3	4	180,0		
36	62	J. SCHULTZ	2'00.529		2'01.634		2'01.054		2'00.883		2'00.529			
	RSA	Kawasaki Ninja 300	44	175,0	12	171,3	13	173,8	7	175,0	12	173,8		
37	26	L. HOPKINS	2'05.467		2'06.544		2'05.467							
	GBR	Kawasaki Ninja 300	26	178,5	13	175,5	13	178,5						

20/08/2017

These data/results cannot be reproduced, stored and/or transmitted in whole or in part by any manner of electronic, mechanical, photocopying, recording, broadcasting or otherwise now known or herein after developed without the previous express consent by the copyright owner, except for reproduction in daily press and regular printed publications on sale to the public within 60 days of the event related to those data/results and always provided that copyright symbol appears together as follows below.

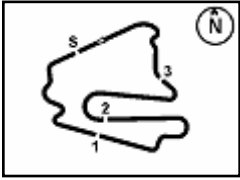
© DORNA WSBK ORGANIZATION Srl 2017

FICR PERUGIA TIMING


Official Tyre Supplier



Official Timekeeper



Lausitzring 4.265 m

German Round, 18-19-20 August 2017

World Supersport 300 - Race Winners

Motorland Aragon

	2017
01 Motorland Aragon	Deroue S. (Ned) Kaw
02 TT Circuit Assen	Deroue S. (Ned) Kaw
03 Autodromo Imola	Garcia M. (Esp) Yam
04 Donington Park	Perez M. (Esp) Hon
05 Misano World Circuit	Perez M. (Esp) Hon
06 Lausitzring	Coppola A. (Ita) Yam

2017

- 2 S. Deroue
- 2 M. Perez
- 1 A. Coppola
- 1 M. Garcia

ALL TIMES

- 2 M. Perez
- 2 S. Deroue
- 1 A. Coppola
- 1 M. Garcia

02/04/2017

These data/results cannot be reproduced, stored and/or transmitted in whole or in part by any manner of electronic, mechanical, photocopying, recording, broadcasting or otherwise now known or herein after developed without the previous express consent by the copyright owner, except for reproduction in daily press and regular printed publications on sale to the public within 60 days of the event related to those data/results and always provided that copyright symbol appears together as follows below.

© DORNA WSBK ORGANIZATION Srl 2017

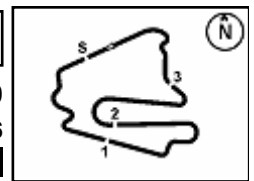
FKR PERUGIA TIMING



Official Tyre Supplier



Official Timekeeper



German Round, 18-19-20 August 2017

World Supersport 300 - Team Standings

	April 2 ARAGÓN	April 30 ASSEN	May 14 IMOLA	May 28 DONINGTON PARK	June 18 MISANO	August 20 LAUSITZRING	September 17 PORTIMÃO	October 1 MAGNY COURS	October 22 JEREZ										
1 Halcourier Racing	174																		
GARCIA Marc	85		10	25	20	10	20												
SÁNCHEZ Borja	48	13	13	13		9													
VALLE Daniel	41	20			8		13												
2 SK Racing	111																		
COPPOLA Alfonso	82	5	16	20		16	25												
DE GRUTTOLA Giuseppe	25	9	3	11	2														
CARBONERA Michael	4				1	3													
3 MTM HS Kawasaki	75																		
DEROUE Scott	75	25	25	5	16	4													
4 WILSport Racedays	72																		
PEREZ Mika	72	16		6	25	25													
5 DS Junior Team	53																		
LOUREIRO Dorren	53	8	11	10	4	13	7												
6 GRT Yamaha WorldSSP300 Team	46																		
SCHOTMAN Robert	45			7	11	11	16												
DE LA VEGA Enzo	1				1														
7 IODARacing	41																		
PONTONE Armando	41	1	1		13	20	6												
8 Team MOTOXRACING	34																		
KALININ Mykyta	34			16		8	10												
9 ETG Racing	32																		
CARRASCO Ana	32	6	9	4	7	2	4												
10 3570 Made in CIV	27																		
GRASSIA Paolo	23	10		8	5														
BASTIANELLI Manuel	4	4																	
11 Team Toth	21																		
MURLEY Alex	21	3	6	1	6	5													
12 Vos - TKR Racing	20																		
VAN STRAALLEN Glenn	20		20																
13 Team Trasimeno	19																		
LICCIARDI Angelo	19	11				7	1												
14 Freudenberg Racing-Team	17																		
GEORGI Tim	9					9													
KAPPLER Maximilian	8					8													
15 Terra e Moto	17																		
GIACOMINI Paolo	17	7			10														
16 Pertamina Almeria Racing Team	16																		
RUSMIPUTRO Ali Adriansyah	16			2	9		5												
17 Kawasaki Puccetti Racing	10																		
CABUK Harun	10	2	8																
18 MotorZenit	9																		
BERNARDI Luca	9			9															
19 Scuderia Maranga Racing	7																		
NODERER Gabriel	4		2			2													
TRIGLIA Alex	3					3													
20 MVR Racing	7																		
DOORAKKERS Ruben	7		7																
21 Kallio Racing	5																		
PATOVA Kimi	5		5																
22 Bierreti By 2R	4																		
FACCO Jacopo	4		4																

20/08/2017

These data/results cannot be reproduced, stored and/or transmitted in whole or in part by any manner of electronic, mechanical, photocopying, recording, broadcasting or otherwise now known or herein after developed without the previous express consent by the copyright owner, except for reproduction in daily press and regular printed publications on sale to the public within 60 days of the event related to those data/results and always provided that copyright symbol appears together as follows below.

© DORNA WSBK ORGANIZATION Srl 2017

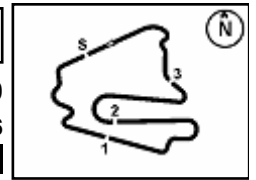
IFICR PERUGIA TIMING



Official Tyre Supplier



Official Timekeeper



Lausitzring 4.265 m

German Round, 18-19-20 August 2017

World Supersport 300 - Team Standings

2 / 2

	April 2 ARAGÓN	April 30 ASSEN	May 14 IMOLA	May 28 DONINGTON PARK	June 18 MISANO	August 20 LAUSITZRING	September 17 PORTIMÃO	October 1 MAGNY COURS	October 22 JEREZ	
23 ParkinGO DS Junior Team				3						
ROVELLI Filippo	3			3						

N.75 (Deroue S.) and N. 79 (Taylor C.) have been disqualified from the race for the infringement of the article 2.7.10.4
N.88 (Perez M.) has been disqualified from the race for the infringement of the article 2.7.10.6

20/08/2017

These data/results cannot be reproduced, stored and/or transmitted in whole or in part by any manner of electronic, mechanical, photocopying, recording, broadcasting or otherwise now known or herein after developed without the previous express consent by the copyright owner, except for reproduction in daily press and regular printed publications on sale to the public within 60 days of the event related to those data/results and always provided that copyright symbol appears together as follows below.

© DORNA WSBK ORGANIZATION Srl 2017

FIGR PERUGIA TIMING



Official Tyre Supplier



Official Timekeeper