

German Round, 18-19-20 August 2017

World Supersport 300 - Chronological Analysis Free Practice 2nd Session

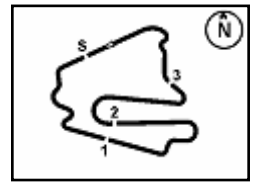
1° 88 M. PEREZ (1'56.159)								5° 6 R. SCHOTMAN (1'57.628)							
Lap	Seg.1	Seg.2	Seg.3	Seg.4	Lap Time	km/h	Local Time	Lap	Seg.1	Seg.2	Seg.3	Seg.4	Lap Time	km/h	Local Time
1	31.697	41.982	28.258	25.140	2'01.822	173,9	18:24'05.569	1	32.383	38.863	26.550	23.822	2'01.618	178,8	18:24'19.213
2	30.609	38.075	26.565	23.967	1'59.216	174,7	18:28'06.607	2	31.380	37.795	26.058	23.603	1'58.836	177,6	18:26'18.049
3	30.234	37.848	26.141	23.715	1'57.938	175,3	18:30'04.545	3	31.103	37.649	26.190	23.657	1'58.599	179,7	18:28'16.648
4	30.174	37.745	26.142	23.586	1'57.647	175,6	18:32'02.192	4	30.631	37.930	26.097	23.752	1'58.410	176,2	18:30'15.058
5	30.234	37.565	25.950	23.401	1'57.150	175,6	18:33'59.342	5	30.621	38.641	26.182	24.396	1'59.840	173,6	18:32'14.898
6	32.065	41.976	27.942	34.590	2'16.573P	180,3	18:36'15.915	6	30.744	37.656	26.124	23.757	1'58.281	179,1	18:34'13.179
7	6'13.830	38.919	26.297	23.691	7'42.737P		18:43'58.652	7	30.862	40.318	26.935	37.543	2'15.658P	177,6	18:36'28.837
8	30.071	37.576	25.982	23.474	1'57.103	175,3	18:45'55.755	8	2'18.717	52.858	27.377	23.843	4'02.795P		18:40'31.632
9	29.886	37.242	25.633	23.398	1'56.159	176,2	18:47'51.914	9	30.765	37.931	28.571	23.872	2'01.139	175,3	18:42'32.771
10	33.351	37.635	25.865	23.460	2'00.311	176,7	18:49'52.225	10	30.947	37.948	26.148	23.791	1'58.834	178,5	18:44'31.605
11	29.834	37.083	25.672	23.692	1'56.281	180,0	18:51'48.506	11	31.037	42.487	28.109	24.486	2'06.119	173,3	18:46'37.724
2° 15 A. COPPOLA (1'57.230)								6° 35 A. TRIGLIA (1'57.685)							
Lap	Seg.1	Seg.2	Seg.3	Seg.4	Lap Time	km/h	Local Time	Lap	Seg.1	Seg.2	Seg.3	Seg.4	Lap Time	km/h	Local Time
1	32.597	41.359	31.314	25.744	2'02.868	180,0	18:22'19.587	1	32.320	51.686	31.600	26.259			18:23'00.970
2	31.518	39.030	26.986	24.255	2'02.868	180,0	18:24'22.455	2	31.007	39.324	26.937	24.192	2'01.460	173,9	18:27'05.824
3	30.786	38.091	26.206	23.758	1'59.573	177,9	18:26'22.028	3	30.772	38.499	26.356	24.087	1'59.714	177,6	18:29'05.538
4	30.741	37.552	25.930	23.690	1'57.913	179,1	18:30'17.903	4	33.642	39.847	27.495	24.690	2'05.674	173,3	18:31'11.212
5	30.539	37.344	25.690	23.781	1'57.354	177,0	18:32'15.257	5	31.301	38.486	26.408	24.064	2'00.259	173,0	18:33'11.471
6	30.585	37.358	25.994	23.913	1'57.850	181,2	18:34'13.107	6	30.558	38.336	26.273	24.198	1'59.365	173,6	18:35'10.836
7	33.075	37.653	27.813	37.268	2'15.809P	169,2	18:36'28.916	7	30.740	38.088	26.711	35.534	2'11.073P	172,5	18:37'21.909
8	3'31.292	38.336	27.470	26.983	5'04.081P		18:41'32.997	8	1'24.315	46.939	27.116	24.447	3'02.817P		18:40'24.726
9	30.548	37.690	26.043	23.759	1'58.040	173,6	18:43'31.037	9	30.689	38.280	26.025	24.136	1'59.130	170,8	18:42'23.856
10	31.566	41.354	29.072	32.097	2'14.089	172,2	18:45'45.126	10	30.809	42.157	33.277	27.188	2'13.431	173,0	18:44'37.287
11	35.373	43.043	25.977	23.680	2'08.073	145,6	18:47'53.199	11	30.805	37.971	29.142	24.297	2'02.215	173,6	18:46'39.502
12	30.297	37.222	25.966	23.715	1'57.230	175,3	18:49'50.429	12	30.391	37.776	28.922	24.278	2'01.367	179,4	18:48'40.869
13	30.461	38.792	25.686	23.748	1'58.687	173,6	18:51'49.116	13	30.369	37.802	25.810	23.704	1'57.685	172,8	18:50'38.554
3° 2 A. CARRASCO (1'57.277)								7° 95 G. DE GRUTTOLA (1'57.771)							
Lap	Seg.1	Seg.2	Seg.3	Seg.4	Lap Time	km/h	Local Time	Lap	Seg.1	Seg.2	Seg.3	Seg.4	Lap Time	km/h	Local Time
1	33.404	40.530	27.436	25.467	2'04.397	182,1	18:24'27.069	1	33.635	39.277	26.897	24.095	2'03.904	175,3	18:24'21.413
2	31.329	38.016	26.360	23.967	1'59.672	181,8	18:26'26.741	2	32.513	38.757	26.529	23.867	2'01.666	180,3	18:26'23.079
3	32.881	39.727	27.031	24.412	2'04.051	181,2	18:28'30.792	3	31.208	37.933	26.924	24.219	2'00.284	175,6	18:28'23.363
4	32.718	38.873	26.307	24.297	2'02.195	181,8	18:30'32.987	4	31.181	38.548	29.356	24.220	2'03.305	173,6	18:30'26.668
5	30.704	37.514	25.954	23.773	1'57.945	177,6	18:32'30.932	5	30.666	37.514	25.904	23.687	1'57.771	175,9	18:32'24.439
6	30.603	38.172	26.397	23.858	1'59.030	181,5	18:34'29.962	6	31.283	43.769	30.358	34.908	2'20.318P	178,2	18:34'44.757
7	30.399	37.470	26.144	23.349	1'57.362	177,9	18:36'27.324	7	5'16.222	38.201	27.457	27.999	6'49.879P		18:41'34.636
8	30.368	37.768	26.587	34.348	2'09.071P	180,9	18:38'36.395	8	30.792	37.461	25.911	23.656	1'57.820	181,5	18:43'32.456
9	2'02.263	38.357	26.561	23.745	3'30.926P		18:42'07.321	9	30.510	39.158	31.457	34.936	2'16.061	173,9	18:45'48.517
10	30.679	37.495	26.202	23.674	1'58.050	176,7	18:44'05.371	10	30.672	37.801	26.062	23.940	1'58.475	171,4	18:47'46.992
11	30.389	37.551	25.956	23.441	1'57.337	177,0	18:46'02.708	11	30.788	38.277	26.417	23.981	1'59.463	171,7	18:49'46.455
12	30.203	37.371	26.080	23.623	1'57.277	179,1	18:47'59.985	12	30.852	37.933	26.166	23.694	1'58.645	172,8	18:51'45.100
13	30.355	37.357	26.122	23.622	1'57.456	177,6	18:49'57.441								
14	30.427	37.317	26.517	23.730	1'57.991	177,6	18:51'55.432								
4° 41 M. GARCIA (1'57.621)								8° 17 G. NODERER (1'57.951)							
Lap	Seg.1	Seg.2	Seg.3	Seg.4	Lap Time	km/h	Local Time	Lap	Seg.1	Seg.2	Seg.3	Seg.4	Lap Time	km/h	Local Time
1	33.990	41.508	29.467	25.699	2'04.931	178,8	18:22'21.343	1	32.875	41.287	27.423	25.150	2'06.735	171,1	18:25'02.572
2	31.688	40.028	27.099	23.814	2'00.414	179,1	18:26'26.274	2	32.432	39.228	26.757	24.640	2'03.057	174,2	18:27'05.629
3	31.703	38.117	26.371	23.787	1'59.978	183,1	18:28'26.666	3	31.346	38.285	26.525	24.231	2'00.387	172,2	18:29'06.016
4	30.695	37.639	26.469	23.851	1'58.654	179,4	18:30'25.320	4	31.396	39.377	27.360	34.324	2'12.457P	175,9	18:31'18.473
5	30.638	37.793	26.074	23.828	1'58.333	174,7	18:32'23.653	5	1'09.518	39.298	26.828	24.442	2'40.086P		18:33'58.559
6	30.563	37.821	25.904	24.819	1'59.107	174,2	18:34'22.760	6	31.041	38.580	26.386	24.162	2'00.169	171,9	18:35'58.728
7	30.609	37.707	25.926	24.009	1'58.251	174,4	18:36'21.011	7	30.675	37.993	26.086	24.017	1'58.771	171,7	18:37'57.499
8	30.563	37.798	27.401	44.753	2'20.515P	172,5	18:38'41.526	8	30.587	37.934	26.095	24.101	1'58.717	171,4	18:39'56.216
9	1'25.141	38.341	26.404	24.896	2'54.782P		18:41'36.308	9	30.628	37.946	26.190	24.124	1'58.888	171,9	18:41'55.104
10	30.844	37.708	25.896	23.634	1'58.082	175,3	18:43'34.390	10	30.477	38.149	26.102	24.170	1'58.898	171,9	18:43'54.002
11	32.236	38.892	29.035	33.166	2'13.329	182,4	18:45'47.719								
12	30.796	38.180	30.353	26.817	2'06.146	170,0	18:47'53.865								

18/08/2017 P = Pits In/Out - C = Lap-Time Cancelled

These data/results cannot be reproduced, stored and/or transmitted in whole or in part by any manner of electronic, mechanical, photocopying, recording, broadcasting or otherwise now known or herein after developed without the previous express consent by the copyright owner, except for reproduction in daily press and regular printed publications on sale to the public within 60 days of the event related to those data/results and always provided that copyright symbol appears together as follows below.

© DORNA WSBK ORGANIZATION Srl 2017





German Round, 18-19-20 August 2017

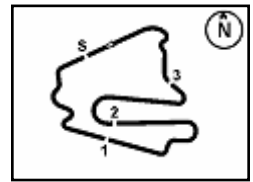
World Supersport 300 - Chronological Analysis Free Practice 2nd Session

Lap	Seg.1	Seg.2	Seg.3	Seg.4	Lap Time	km/h	Local Time
11	30.550	38.131	26.320	24.152	1'59.153	172,8	18:45'53.155
12	30.577	38.060	25.980	24.156	1'58.773	172,8	18:47'51.928
13	30.852	38.118	26.061	23.892	1'58.923	172,8	18:49'50.851
14	30.393	37.731	26.034	23.793	1'57.951	175,0	18:51'48.802
9° 75 S. DEROUE (1'57.985)							
Lap	Seg.1	Seg.2	Seg.3	Seg.4	Lap Time	km/h	Local Time
1	32.168	38.482	30.376	24.812	2'01.099	178,8	18:22'16.064
2	31.099	38.097	26.169	23.605	1'58.970	179,7	18:26'16.133
3	30.787	38.051	28.197	23.894	2'00.929	178,5	18:28'17.062
4	30.628	37.772	26.075	23.576	1'58.051	179,1	18:30'15.113
5	30.472	38.151	26.079	23.898	1'58.600	177,9	18:32'13.713
6	30.857	39.132	26.209	24.267	2'00.465	172,8	18:34'14.178
7	30.298	37.979	27.848	36.276	2'12.401P	178,2	18:36'26.579
8	3'29.783	38.638	26.390	23.901	4'58.712P		18:41'25.291
9	30.590	37.961	26.267	23.827	1'58.645	173,3	18:43'23.936
10	30.829	38.164	26.325	24.352	1'59.670	173,6	18:45'23.606
11	30.350	37.661	26.590	24.759	1'59.360	175,3	18:47'22.966
12	30.362	37.530	26.158	23.935	1'57.985	171,7	18:49'20.951
13	30.480	38.022	26.027	23.804	1'58.333	172,2	18:51'19.284
10° 16 T. GEORGI (1'58.066)							
Lap	Seg.1	Seg.2	Seg.3	Seg.4	Lap Time	km/h	Local Time
1	32.325	39.213	26.485	24.076	2'02.099	180,3	18:24'18.658
2	30.881	37.846	26.297	24.039	1'59.063	175,3	18:26'17.721
3	31.553	37.790	26.384	23.822	1'59.549	178,8	18:28'17.270
4	30.590	37.705	26.165	23.606	1'58.066	179,4	18:30'15.336
5	30.551	38.029	26.063	24.515	1'59.158	179,1	18:32'14.494
6	30.485	38.007	26.588	23.656	1'58.736	173,6	18:34'13.230
7	30.937	38.542	28.912	35.410	2'13.801P	178,5	18:36'27.031
8	3'32.127	39.552	26.348	28.910	5'06.937P		18:41'33.968
9	30.474	37.918	26.731	24.316	1'59.439	176,5	18:43'33.407
10	31.393	38.753	26.333	24.013	2'00.492	172,2	18:45'33.899
11	30.561	37.926	26.972	25.763	2'01.222	178,2	18:47'35.121
12	30.873	37.884	26.508	24.103	1'59.368	176,7	18:49'34.489
13	30.338	38.176	26.312	23.903	1'58.729	180,0	18:51'33.218
11° 97 M. KAPPLER (1'58.297)							
Lap	Seg.1	Seg.2	Seg.3	Seg.4	Lap Time	km/h	Local Time
1	32.286	38.223	26.481	24.099	2'01.089	175,0	18:24'16.226
2	30.837	38.425	26.621	23.905	1'59.788	169,8	18:26'16.014
3	31.009	38.197	26.715	24.010	1'59.931	170,0	18:28'15.945
4	31.020	38.311	26.578	24.089	1'59.998	170,3	18:30'15.943
5	30.898	37.588	26.439	24.416	1'59.341	174,4	18:32'15.284
6	30.871	37.741	26.124	23.561	1'58.297	178,8	18:34'13.581
7	30.703	38.321	26.472	23.991	1'59.487	177,9	18:36'13.068
8	30.959	38.301	26.563	33.475	2'09.298P	170,8	18:38'22.366
9	1'42.385	38.414	26.617	24.733	3'12.149P		18:41'34.515
10	31.067	37.493	26.460	23.912	1'58.932	177,9	18:43'33.447
11	31.010	38.086	26.527	24.091	1'59.714	174,4	18:45'33.161
12	30.685	38.870	26.424	24.153	2'00.132	173,3	18:47'33.293
13	31.270	38.712	26.422	24.054	2'00.458	176,7	18:49'33.751
14	30.640	38.436	26.597	23.842	1'59.515	177,6	18:51'33.266
12° 25 B. SANCHEZ (1'58.363)							
Lap	Seg.1	Seg.2	Seg.3	Seg.4	Lap Time	km/h	Local Time
1	33.949	40.394	27.527	24.336	2'06.206	174,7	18:24'27.091
2	31.908	38.305	26.892	24.082	2'01.187	177,3	18:26'28.278
3	31.994	38.131	26.599	23.974	2'00.698	178,8	18:28'28.976
4	31.625	38.556	26.669	24.054	2'00.904	179,4	18:30'29.880
5	30.761	38.004	26.243	23.901	1'58.909	176,7	18:32'28.789
6	55.687	39.958	27.285	30.475	2'33.405CP	177,0	18:35'02.194
13° 80 A. PONTONE (1'58.366)							
Lap	Seg.1	Seg.2	Seg.3	Seg.4	Lap Time	km/h	Local Time
1	32.212	38.879	41.782	29.333	2'02.760	175,3	18:22'18.049
2	31.280	38.374	26.249	24.052	1'59.955	172,5	18:26'20.764
3	30.838	38.404	26.371	23.938	1'59.551	173,6	18:28'20.315
4	30.679	37.736	26.077	23.874	1'58.366	176,5	18:30'18.681
5	30.517	38.047	26.370	24.002	1'58.936	180,0	18:32'17.617
6	31.068	38.405	26.468	24.138	2'00.079	178,5	18:34'17.696
7	31.056	38.305	26.577	25.718	2'01.656	171,1	18:36'19.352
8	30.727	38.375	28.249	30.762	2'08.113	172,8	18:38'27.465
9	31.342	41.236	28.547	24.133	2'05.258	173,0	18:40'32.723
10	30.902	38.028	27.185	24.296	2'00.411	174,2	18:42'33.134
11	30.800	38.195	26.483	24.609	2'00.087	177,0	18:44'33.221
12	30.722	41.531	28.394	24.758	2'05.405	174,7	18:46'38.626
13	30.750	38.157	28.178	27.687	2'04.772	174,2	18:48'43.398
14	30.841	37.849	27.984	24.940	2'01.614	175,0	18:50'45.012
14° 33 D. VALLE (1'58.380)							
Lap	Seg.1	Seg.2	Seg.3	Seg.4	Lap Time	km/h	Local Time
1	32.483	39.093	42.393	29.220	2'02.173	174,2	18:22'16.712
2	31.100	38.098	26.607	23.848	1'59.653	179,7	18:26'18.538
3	31.079	38.034	26.148	23.761	1'59.022	176,5	18:28'17.560
4	30.938	37.536	26.046	23.860	1'58.380	178,8	18:30'15.940
5	30.717	37.743	26.262	24.289	1'59.011	174,7	18:32'14.951
6	31.478	37.810	26.170	24.017	1'59.475	178,8	18:34'14.426
7	31.245	37.760	28.435	36.343	2'13.783P	179,1	18:36'28.209
8	2'19.359	52.066	28.654	23.688	4'03.767P		18:40'31.976
9	30.784	38.233	28.483	23.896	2'01.396	176,7	18:42'33.372
10	31.066	38.025	26.277	24.179	1'59.547	178,8	18:44'32.919
11	30.843	40.595	29.067	24.663	2'05.168	172,8	18:46'38.087
12	30.630	38.353	30.172	25.654	2'04.809	175,6	18:48'42.896
13	30.812	38.120	27.170	24.065	2'00.167	177,6	18:50'43.063
15° 79 C. TAYLOR (1'58.408)							
Lap	Seg.1	Seg.2	Seg.3	Seg.4	Lap Time	km/h	Local Time
1	32.353	39.282	40.558	29.510	2'02.827	178,2	18:24'19.232
2	32.415	37.977	26.415	23.990	2'00.797	180,3	18:26'20.029
3	31.024	38.227	26.349	24.128	1'59.728	175,6	18:28'19.757
4	30.801	38.076	26.010	23.931	1'58.818	173,9	18:30'18.575
5	30.857	37.847	26.262	24.008	1'58.974	175,6	18:32'17.549
6	31.303	38.743	26.218	23.991	2'00.255	173,9	18:34'17.804
7	30.580	38.086	26.176	33.500	2'08.342P	177,0	18:36'26.146
8	3'30.554	38.488	26.383	24.031	4'59.456P		18:41'25.602
9	30.481	38.120	26.274	23.843	1'58.718	173,9	18:43'24.320
10	30.862	37.878	25.939	24.155	1'58.834	178,2	18:45'23.154
11	30.502	38.101	26.077	24.109	1'58.789	169,8	18:47'21.943
12	30.576	38.290	26.375	23.929	1'59.170	168,7	18:49'21.113
13	30.577	38.084	25.966	23.781	1'58.408	172,8	18:51'19.521
16° 27 F. ROVELLI (1'58.479)							
Lap	Seg.1	Seg.2	Seg.3	Seg.4	Lap Time	km/h	Local Time
1	31.926	38.888	41.457	28.691	2'02.102	169,2	18:24'16.604
2	31.468	38.764	26.668	23.996	2'00.896	173,0	18:26'17.500
3	31.458	38.302	26.631	23.785	2'00.176	173,6	18:28'17.676

18/08/2017 P = Pits In/Out - C = Lap-Time Cancelled

These data/results cannot be reproduced, stored and/or transmitted in whole or in part by any manner of electronic, mechanical, photocopying, recording, broadcasting or otherwise now known or herein after developed without the previous express consent by the copyright owner, except for reproduction in daily press and regular printed publications on sale to the public within 60 days of the event related to those data/results and always provided that copyright symbol appears together as follows below.

© DORNA WSBK ORGANIZATION Srl 2017



Lausitzring 4.265 m

German Round, 18-19-20 August 2017

World Supersport 300 - Chronological Analysis Free Practice 2nd Session

3 / 5

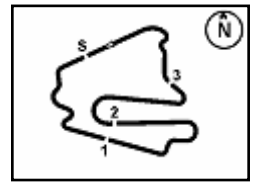
Lap	Seg.1	Seg.2	Seg.3	Seg.4	Lap Time	km/h	Local Time
4	30.631	37.963	26.241	23.644	1'58.479	183,1	18:30'16.155
5	31.021	37.964	26.630	23.588	1'59.203	182,1	18:32'15.358
6	31.409	37.730	26.179	23.873	1'59.191	185,3	18:34'14.549
7	30.970	38.124	26.883	24.493	2'00.470	182,4	18:36'15.019
8	32.021	40.673	29.911	39.391	2'21.996P	171,4	18:38'37.015
9	2'02.016	38.671	26.988	23.972	3'31.647P		18:42'08.662
10	31.020	38.364	26.663	24.307	2'00.354	175,0	18:44'09.016
11	31.230	50.297	36.690	25.836	2'24.053	172,5	18:46'33.069
12	31.833	39.065	26.892	24.334	2'02.124	168,2	18:48'35.193
13	31.153	38.467	26.798	24.119	2'00.537	168,7	18:50'35.730
17° 20 D. LOUREIRO (1'58.578)							
Lap	Seg.1	Seg.2	Seg.3	Seg.4	Lap Time	km/h	Local Time
1	32.905	38.851	27.274	24.351	2'03.381	171,1	18:24'24.567
2	31.561	38.573	27.021	24.461	2'01.616	180,0	18:26'26.183
3	30.945	38.082	26.742	23.975	1'59.744	177,0	18:28'25.927
4	30.746	38.046	26.905	23.850	1'59.547	175,3	18:30'25.474
5	30.769	37.752	26.375	23.682	1'58.578	176,7	18:32'24.052
6	30.485	37.661	26.265	24.745	1'59.156	177,3	18:34'23.208
7	30.644	37.746	26.371	23.947	1'58.708	172,2	18:36'21.916
8	31.099	38.054	29.233	42.785	2'21.171P	176,5	18:38'43.087
9	2'33.693	38.572	26.923	23.884	4'03.072P		18:42'46.159
10	30.740	38.075	26.651	24.250	1'59.716	178,5	18:44'45.875
11	30.883	38.240	26.767	24.279	2'00.169	171,1	18:46'46.044
12	30.841	38.178	26.685	24.087	1'59.791	172,2	18:48'45.835
13	30.919	37.889	26.523	23.979	1'59.310	173,0	18:50'45.145
21° 22 M. KALININ (1'59.174)							
Lap	Seg.1	Seg.2	Seg.3	Seg.4	Lap Time	km/h	Local Time
1	33.959	39.207	26.991	24.233	2'04.390	175,3	18:24'23.218
2	31.396	38.488	26.716	24.030	2'00.630	174,7	18:26'23.848
3	31.148	38.012	26.497	24.582	2'00.239	176,5	18:28'24.087
4	31.057	38.263	26.965	28.018	2'04.303P	171,9	18:30'28.390
5	6'25.739	38.280	27.516	27.644	7'59.179P		18:38'27.569
6	32.138	40.905	28.330	23.910	2'05.283	143,3	18:40'32.852
7	30.644	38.104	26.482	24.016	1'59.246	180,0	18:42'32.098
8	31.145	38.559	26.458	24.991	2'01.153	173,0	18:44'33.251
9	31.214	39.967	27.348	26.831	2'05.360	165,8	18:46'38.611
10	30.963	37.635	26.437	24.139	1'59.174	166,6	18:48'37.785
11	30.947	37.932	27.001	23.873	1'59.753	171,7	18:50'37.538
18° 84 M. CARBONERA (1'58.858)							
Lap	Seg.1	Seg.2	Seg.3	Seg.4	Lap Time	km/h	Local Time
1	32.887	39.564	26.915	24.348	2'03.714	174,4	18:24'23.950
2	32.367	38.604	26.891	24.452	2'02.314	179,7	18:26'26.264
3	31.331	38.014	26.442	24.103	1'59.890	180,3	18:28'26.154
4	30.929	37.762	26.999	24.028	1'59.718	179,7	18:30'25.872
5	30.755	37.646	26.284	24.173	1'58.858	178,8	18:32'24.730
6	31.235	37.984	26.326	23.849	1'59.394	180,9	18:34'24.124
7	31.417	38.148	26.538	24.098	2'00.201	176,7	18:36'24.325
8	31.512	40.144	26.539	38.341	2'16.536P	174,7	18:38'40.861
9	3'22.510	38.855	27.210	23.999	4'52.574P		18:43'33.435
10	31.315	38.403	26.252	24.055	2'00.255	172,5	18:45'33.460
11	30.822	38.250	26.493	24.176	1'59.741	175,6	18:47'33.201
12	31.136	38.561	26.561	24.197	2'00.455	175,6	18:49'33.656
13	30.951	38.217	26.812	24.122	2'00.102	171,9	18:51'33.758
22° 87 A. LICCIARDI (1'59.186)							
Lap	Seg.1	Seg.2	Seg.3	Seg.4	Lap Time	km/h	Local Time
1	33.186	40.035	27.378	24.341	2'04.940	175,6	18:24'23.558
2	31.909	39.024	27.160	24.484	2'02.577	178,2	18:26'26.135
3	31.919	38.335	26.754	23.705	2'00.713	173,6	18:28'26.848
4	31.175	38.414	26.680	23.700	1'59.969	183,1	18:30'26.817
5	30.952	38.319	26.522	23.857	1'59.650	181,2	18:32'26.467
6	31.207	38.687	26.846	37.037	2'13.777P	175,0	18:34'40.244
7	2'54.892	46.553	27.043	24.256	4'32.744P		18:39'12.988
8	31.395	39.482	29.302	25.227	2'05.406	171,7	18:41'18.394
9	35.600	39.464	26.883	23.810	2'05.757	171,4	18:43'24.151
10	31.411	38.321	26.569	23.850	2'00.151	177,9	18:45'24.302
11	30.722	38.265	26.360	23.839	1'59.186	174,4	18:47'23.488
12	30.903	38.299	26.543	24.085	1'59.830	174,4	18:49'23.318
13	31.067	38.329	26.568	24.006	1'59.970	172,2	18:51'23.288
19° 54 H. CABUK (1'58.860)							
Lap	Seg.1	Seg.2	Seg.3	Seg.4	Lap Time	km/h	Local Time
1	34.235	39.802	27.385	24.457	2'05.879	176,7	18:22'22.493
2	32.002	38.617	26.846	24.081	2'01.546	179,4	18:26'29.918
3	31.292	38.673	26.972	24.640	2'01.577	178,5	18:28'31.495
4	32.146	39.214	26.782	24.252	2'02.394	180,3	18:30'33.889
5	32.668	39.506	26.641	37.418	2'16.233P	179,4	18:32'50.122
6	1'44.119	39.683	27.730	25.321	3'16.853P		18:36'06.975
7	31.317	38.858	26.618	24.485	2'01.278	169,0	18:38'08.253
8	31.249	38.405	26.604	24.298	2'00.556	170,3	18:40'08.809
9	30.825	38.446	26.357	23.831	1'59.459	172,2	18:42'08.268
10	30.636	38.049	26.361	23.814	1'58.860	174,4	18:44'07.128
11	30.643	38.207	26.270	24.040	1'59.160	170,8	18:46'06.288
12	30.632	38.390	26.520	33.936	2'09.478P	173,0	18:48'15.766
13	1'18.888	39.895	26.487	24.002	2'49.272P		18:51'05.038
23° 14 E. DE LA VEGA (1'59.217)							
Lap	Seg.1	Seg.2	Seg.3	Seg.4	Lap Time	km/h	Local Time
1	32.914	40.073	27.382	24.362	2'04.731	179,1	18:24'23.764
2	32.026	39.194	27.084	24.572	2'02.876	180,3	18:26'26.640
3	32.239	38.752	26.874	24.274	2'02.139	179,7	18:28'28.779
4	32.185	38.451	26.752	23.911	2'01.299	175,0	18:30'30.078
5	31.281	38.737	26.806	24.208	2'01.032	180,6	18:32'31.110
6	31.024	38.208	26.612	24.147	1'59.991	178,5	18:34'31.101
7	33.112	59.479	40.199	27.931	2'40.721	174,4	18:37'11.822
8	31.564	43.829	28.259	34.321	2'17.973P	171,4	18:39'29.795
9	54.604	42.101	26.973	24.440	2'28.118P		18:41'57.913
10	34.698	38.286	26.638	24.179	2'03.801	171,9	18:44'01.714
11	30.930	38.223	26.778	24.099	2'00.030	174,7	18:46'01.744
12	30.864	38.137	26.333	24.381	1'59.715	172,8	18:48'01.459
13	30.892	37.850	26.421	24.054	1'59.217	173,0	18:50'00.676
20° 28 P. GIACOMINI (1'58.940)							
Lap	Seg.1	Seg.2	Seg.3	Seg.4	Lap Time	km/h	Local Time
1	33.632	40.048	27.785	24.635	2'06.100	175,6	18:24'28.293
24° 12 A. RUSMIPUTRO (1'59.230)							
Lap	Seg.1	Seg.2	Seg.3	Seg.4	Lap Time	km/h	Local Time
1	33.619	39.309	26.927	24.201	2'04.056	178,5	18:24'25.882

18/08/2017 P = Pits In/Out - C = Lap-Time Cancelled

These data/results cannot be reproduced, stored and/or transmitted in whole or in part by any manner of electronic, mechanical, photocopying, recording, broadcasting or otherwise now known or herein after developed without the previous express consent by the copyright owner, except for reproduction in daily press and regular printed publications on sale to the public within 60 days of the event related to those data/results and always provided that copyright symbol appears together as follows below.

© DORNA WSBK ORGANIZATION Srl 2017





Lausitzring 4.265 m

German Round, 18-19-20 August 2017

World Supersport 300 - Chronological Analysis Free Practice 2nd Session

5 / 5

Lap	Seg.1	Seg.2	Seg.3	Seg.4	Lap Time	km/h	Local Time
14	31.342	38.766	27.006	24.325	2'01.439	173,0	18:50'42.806
32° 7 N. SETTIMO (2'01.218)							
1	33.742	39.747	27.155	24.386	2'05.030	179,7	18:24'27.621
2	31.716	38.424	26.753	24.325	2'01.218	176,5	18:26'28.839
3	31.852	38.771	27.240	24.768	2'02.631	176,7	18:28'31.470
4	32.621	38.903	27.043	24.177	2'02.744	175,9	18:30'34.214
5	32.280	38.690	26.721	24.356	2'02.047	179,1	18:32'36.261
6	31.985	39.050	27.094	24.441	2'02.570	179,7	18:34'38.831
7	31.839	39.101	27.015	24.648	2'02.603	177,6	18:36'41.434
8	31.866	39.469	27.207	34.721	2'13.263P	177,3	18:38'54.697
9	2'20.868	39.798	27.409	24.372	3'52.447P		18:42'47.144
10	36.230	39.444	27.082	24.518	2'07.274	171,9	18:44'54.418
11	31.888	39.400	27.306	24.584	2'03.178	170,8	18:46'57.596
12	31.821	39.464	27.106	24.518	2'02.909	170,0	18:49'00.505
13	31.800	39.684	27.094	24.392	2'02.970	169,8	18:51'03.475
33° 58 T. FINOCCHIARO (2'01.728)							
1	32.570	39.783	27.437	25.050	2'04.840	166,9	18:24'35.010
2	31.813	40.268	27.569	25.377	2'05.027	164,8	18:26'40.037
3	31.909	39.551	27.209	25.030	2'03.699	166,6	18:28'43.736
4	31.515	39.291	26.956	24.699	2'02.461	166,3	18:30'46.197
5	31.603	39.284	27.038	24.632	2'02.557	166,6	18:32'48.754
6	31.506	39.086	27.021	24.599	2'02.212	167,6	18:34'50.966
7	31.333	38.976	27.143	24.609	2'02.061	165,1	18:36'53.027
8	31.172	38.934	26.924	24.847	2'01.877	166,6	18:38'54.904
9	31.309	39.167	27.055	36.671	2'14.202P	166,3	18:41'09.106
10	1'43.782	39.457	27.228	25.462	3'15.929P		18:44'25.035
11	32.371	39.982	28.228	27.606	2'08.187	163,6	18:46'33.222
12	32.049	39.123	27.153	24.342	2'02.667	167,1	18:48'35.889
13	31.245	38.933	26.757	24.793	2'01.728	170,3	18:50'37.617
34° 130 R. FERREIRA (2'02.056)							
1	32.665	39.556	27.338	24.557	2'04.116	167,4	18:24'18.717
2	32.402	38.706	27.154	24.225	2'02.487	173,3	18:26'21.204
3	31.981	38.526	27.360	24.996	2'02.863	170,8	18:28'24.067
4	31.986	38.934	27.343	24.397	2'02.660	171,7	18:30'26.727
5	31.855	38.452	27.271	24.478	2'02.056	176,7	18:32'28.783
6	32.089	39.038	27.246	24.160	2'02.533	171,7	18:34'31.316
7	32.234	38.785	27.407	24.479	2'02.905	176,7	18:36'34.221
8	31.836	39.070	27.589	24.549	2'03.044	171,4	18:38'37.265
9	33.632	41.213	29.406	35.171	2'19.422P	170,0	18:40'56.687
10	58.196	39.199	27.068	24.264	2'28.727P		18:43'25.414
11	31.822	38.930	27.083	24.436	2'02.271	171,7	18:45'27.685
12	32.170	39.509	27.395	25.231	2'04.305	171,7	18:47'31.990
13	31.926	39.163	27.071	51.577	2'29.737	168,7	18:50'01.727
35° 21 A. BIDDLE (2'02.542)							
1	33.554	38.924	26.927	24.375	2'03.780	182,1	18:24'25.300
2	32.475	39.289	26.658	24.209	2'02.631	177,9	18:26'27.931
3	32.294	38.906	26.975	24.483	2'02.658	179,1	18:28'30.589
4	32.015	38.888	26.851	24.788	2'02.542	177,0	18:30'33.131
5	31.838	39.082	26.898	24.832	2'02.650	172,5	18:32'35.781
6	31.922	39.236	26.844	24.590	2'02.592	171,1	18:34'38.373
7	31.909	39.366	26.985	24.578	2'02.838	173,6	18:36'41.211
8	31.853	39.130	27.168	24.657	2'02.808	174,2	18:38'44.019
9	31.856	39.075	27.023	24.742	2'02.696	173,0	18:40'46.715
10	31.916	39.081	27.224	24.781	2'03.002	170,3	18:42'49.717

18/08/2017 P = Pits In/Out - C = Lap-Time Cancelled

These data/results cannot be reproduced, stored and/or transmitted in whole or in part by any manner of electronic, mechanical, photocopying, recording, broadcasting or otherwise now known or herein after developed without the previous express consent by the copyright owner, except for reproduction in daily press and regular printed publications on sale to the public within 60 days of the event related to those data/results and always provided that copyright symbol appears together as follows below.

© DORNA WSBK ORGANIZATION Srl 2017

