



Lausitzring 4.265 m

1 / 2

## German Round, 18-19-20 August 2017

### World Supersport 300 - Results Superpole 1

No.	Rider	Nat	Team	Bike	Time	Gap	Rel.	Laps	Speed			
									Avg	Max		
1*	12	A.	RUSMIPUTRO	INA	Pertamina Almeria Racing Team	Yamaha YZF-R3	<b>1'57.009</b>		7	131,221	<b>180,3</b>	
2*	25	B.	SÁNCHEZ	ESP	Halcourier Racing	Yamaha YZF-R3	<b>1'57.287</b>	0.278	0.278	7	130,910	<b>171,4</b>
3	22	M.	KALININ	UKR	Team MOTOXRACING	Yamaha YZF-R3	<b>1'57.440</b>	0.431	0.153	7	130,739	<b>178,5</b>
4	97	M.	KAPPLER	GER	Freudenberg Racing-Team	Yamaha YZF-R3	<b>1'57.572</b>	0.563	0.132	7	130,592	<b>177,6</b>
5	84	M.	CARBONERA	ITA	SK Racing	Yamaha YZF-R3	<b>1'57.667</b>	0.658	0.095	7	130,487	<b>175,3</b>
6	33	D.	VALLE	ESP	Halcourier Racing	Yamaha YZF-R3	<b>1'57.809</b>	0.800	0.142	7	130,330	<b>171,7</b>
7	27	F.	ROVELLI	ITA	ParkinGO DS Junior Team	Yamaha YZF-R3	<b>1'58.032</b>	1.023	0.223	7	130,083	<b>170,8</b>
8	18	A.	MURLEY	GBR	Team Toth	Yamaha YZF-R3	<b>1'58.082</b>	1.073	0.050	7	130,028	<b>178,8</b>
9	14	E.	DE LA VEGA	FRA	GRT Yamaha WorldSSP300 Team	Yamaha YZF-R3	<b>1'58.087</b>	1.078	0.005	7	130,023	<b>175,0</b>
10	23	M.	BASTIANELLI	ITA	3570 Made in CIV	Kawasaki Ninja 300	<b>1'58.120</b>	1.111	0.033	7	129,986	<b>176,7</b>
11	79	C.	TAYLOR	GBR	MTM HS Kawasaki	Kawasaki Ninja 300	<b>1'58.128</b>	1.119	0.008	5	129,978	<b>177,3</b>
12	20	D.	LOUREIRO	RSA	DS Junior Team	Yamaha YZF-R3	<b>1'58.186</b>	1.177	0.058	7	129,914	<b>180,3</b>
13	28	P.	GIACOMINI	ITA	Terra e Moto	Yamaha YZF-R3	<b>1'58.266</b>	1.257	0.080	7	129,826	<b>180,6</b>
14	49	M.	CARUSI	ITA	3570 Made in CIV	Kawasaki Ninja 300	<b>1'58.563</b>	1.554	0.297	7	129,501	<b>171,1</b>
15	80	A.	PONTONE	ITA	IODARacing	Yamaha YZF-R3	<b>1'58.631</b>	1.622	0.068	7	129,427	<b>173,9</b>
16	19	E.	ROVELLI	ITA	ParkinGO DS Junior Team	Yamaha YZF-R3	<b>1'59.156</b>	2.147	0.525	6	128,856	<b>179,1</b>
17	7	N.	SETTIMO	ITA	Bierreti By 2R	Yamaha YZF-R3	<b>1'59.359</b>	2.350	0.203	7	128,637	<b>178,8</b>
18	54	H.	CABUK	TUR	Kawasaki Puccetti Racing	Kawasaki Ninja 300	<b>1'59.369</b>	2.360	0.010	6	128,626	<b>179,1</b>
19	58	T.	FINOCCHIARO	GBR	Bierreti By 2R	Yamaha YZF-R3	<b>1'59.564</b>	2.555	0.195	7	128,417	<b>169,0</b>
20	87	A.	LICCIARDI	BEL	Team Trasimeno	Yamaha YZF-R3	<b>1'59.698</b>	2.689	0.134	6	128,273	<b>177,3</b>
21	9	R.	DOORAKKERS	NED	MVR Racing	Yamaha YZF-R3	<b>1'59.885</b>	2.876	0.187	6	128,073	<b>166,6</b>
22	121	K.	PATOVA	FIN	Kallio Racing	Yamaha YZF-R3	<b>1'59.900</b>	2.891	0.015	7	128,057	<b>173,3</b>
23	130	R.	FERREIRA	BRA	Kallio Racing	Yamaha YZF-R3	<b>1'59.988</b>	2.979	0.088	7	127,963	<b>176,5</b>
24	53	V.	GRIMOUX	FRA	Team Toth	Yamaha YZF-R3	<b>2'00.775</b>	3.766	0.787	7	127,129	<b>175,3</b>
25	62	J.	SCHULTZ	RSA	DDM by BWG_Bike & Motor RT_Grimaldi	Kawasaki Ninja 300	<b>2'00.883</b>	3.874	0.108	7	127,015	<b>175,0</b>
26	21	A.	BIDDLE	NZL	Sourz Foods - Benjan Racing	Kawasaki Ninja 300	<b>2'01.023</b>	4.014	0.140	7	126,868	<b>177,3</b>

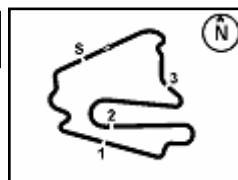
\* Qualified to Superpole 2

AIR	Humidity:	67%	Temp:	19°C
TRACK	Condition:	Dry	Temp:	29°C

19/08/2017      Start      End      The results are provisional until the end of the time limit for protests and appeals and the completion of the technical checks.

These data/results cannot be reproduced, stored and/or transmitted in whole or in part by any manner of electronic, mechanical, photocopying, recording, broadcasting or otherwise now known or herein after developed without the previous express consent by the copyright owner, except for reproduction in daily press and regular printed publications on sale to the public within 60 days of the event related to those data/results and always provided that copyright symbol appears together as follows below.

© DORNA WSBK ORGANIZATION Srl 2017


**German Round, 18-19-20 August 2017**
**World Supersport 300 - Results Superpole 1**
**Session Highlights**

Local Time	No. Rider	Description
11.30.00		Start
11.34.22	79 C. TAYLOR	Lap Cancelled - Exceeded Track Limits - Turn 1
11.38.03	22 M. KALININ	Lap Cancelled - Exceeded Track Limits - Turn 9
11.38.06	28 P. GIACOMINI	Lap Cancelled - Exceeded Track Limits - Turn 9
11.38.59	28 P. GIACOMINI	Lap Cancelled - Exceeded Track Limits - Turn 5
11.40.52	33 D. VALLE	Lap Cancelled - Exceeded Track Limits - Turn 5
11.43.46	28 P. GIACOMINI	Lap Cancelled - Exceeded Track Limits - Turn 9
11.43.49	19 E. ROVELLI	Lap Cancelled - Exceeded Track Limits - Turn 9
11.44.08	79 C. TAYLOR	Crashed - Turn 10
11.45.47	28 P. GIACOMINI	Lap Cancelled - Exceeded Track Limits - Turn 9
11.46.02	9 R. DOORAKKERS	Crashed - Turn 9
11.47.07		End Of Session

**Fastest Laps Sequence**

No.	Rider	Nat	Team	Bike	Local Time	Time	Gap	Avg
79	C. TAYLOR	GBR	MTM HS Kawasaki	Kawasaki Ninja 300	11:34'01.956	<b>1'59.486</b>		128,500
20	D. LOUREIRO	RSA	DS Junior Team	Yamaha YZF-R3	11:34'11.927	<b>1'59.347</b>	-0.139	128,650
80	A. PONTONE	ITA	IODARacing	Yamaha YZF-R3	11:34'18.422	<b>1'59.058</b>	-0.289	128,962
18	A. MURLEY	GBR	Team Toth	Yamaha YZF-R3	11:36'10.840	<b>1'59.055</b>	-0.003	128,966
25	B. SÁNCHEZ	ESP	Halcourier Racing	Yamaha YZF-R3	11:36'22.734	<b>1'57.287</b>	-1.768	130,910
12	A. RUSMIPUTRO	INA	Pertamina Almeria Racing Team	Yamaha YZF-R3	11:46'13.302	<b>1'57.009</b>	-0.278	131,221

Start 11:30 End 11:47 The results are provisional until the end of the time limit for protests and appeals and the completion of the technical checks.

These data/results cannot be reproduced, stored and/or transmitted in whole or in part by any manner of electronic, mechanical, photocopying, recording, broadcasting or otherwise now known or herein after developed without the previous express consent by the copyright owner, except for reproduction in daily press and regular printed publications on sale to the public within 60 days of the event related to those data/results and always provided that copyright symbol appears together as follows below.

© DORNA WSBK ORGANIZATION Srl 2017

## German Round, 18-19-20 August 2017

### World Supersport 300 - Best Sector & Speed Superpole 1

BEST LAP			
1	12 A. RUSMIPUTRO	Yamaha YZF-R3	1'57.009
2	25 B. SÁNCHEZ	Yamaha YZF-R3	1'57.287
3	22 M. KALININ	Yamaha YZF-R3	1'57.440
4	97 M. KAPPLER	Yamaha YZF-R3	1'57.572
5	84 M. CARBONERA	Yamaha YZF-R3	1'57.667
6	33 D. VALLE	Yamaha YZF-R3	1'57.809
7	27 F. ROVELLI	Yamaha YZF-R3	1'58.032
8	18 A. MURLEY	Yamaha YZF-R3	1'58.186
9	14 E. DE LA VEGA	Yamaha YZF-R3	1'58.087
10	23 M. BASTIANELLI	Kawasaki Ninja 300	1'58.120
11	79 C. TAYLOR	Kawasaki Ninja 300	1'58.128
12	20 D. LOUREIRO	Yamaha YZF-R3	1'58.186
13	28 P. GIACOMINI	Yamaha YZF-R3	1'58.266
14	49 M. CARUSI	Kawasaki Ninja 300	1'58.563
15	80 A. PONTONE	Yamaha YZF-R3	1'58.631
16	19 E. ROVELLI	Yamaha YZF-R3	1'59.156
17	7 N. SETTIMO	Yamaha YZF-R3	1'59.359
18	54 H. CABUK	Kawasaki Ninja 300	1'59.369
19	58 T. FINOCCHIARO	Yamaha YZF-R3	1'59.564
20	87 A. LICCIARDI	Yamaha YZF-R3	1'59.698
21	9 R. DOORAKKERS	Yamaha YZF-R3	1'59.885
22	121 K. PATOVA	Yamaha YZF-R3	1'59.900
23	130 R. FERREIRA	Yamaha YZF-R3	1'59.988
24	53 V. GRIMOUX	Yamaha YZF-R3	2'00.775
25	62 J. SCHULTZ	Kawasaki Ninja 300	2'00.883
26	21 A. BIDDLE	Kawasaki Ninja 300	2'01.023

SPEED			
1	28 P. GIACOMINI	Yamaha YZF-R3	180.6
2	20 D. LOUREIRO	Yamaha YZF-R3	180.3
3	12 A. RUSMIPUTRO	Yamaha YZF-R3	180.3
4	54 H. CABUK	Kawasaki Ninja 300	179.1
5	19 E. ROVELLI	Yamaha YZF-R3	179.1
6	18 A. MURLEY	Yamaha YZF-R3	178.8
7	7 N. SETTIMO	Yamaha YZF-R3	178.8
8	22 M. KALININ	Yamaha YZF-R3	178.5
9	97 M. KAPPLER	Yamaha YZF-R3	177.6
10	21 A. BIDDLE	Kawasaki Ninja 300	177.3
11	79 C. TAYLOR	Kawasaki Ninja 300	177.3
12	87 A. LICCIARDI	Yamaha YZF-R3	177.3
13	23 M. BASTIANELLI	Kawasaki Ninja 300	176.7
14	130 R. FERREIRA	Yamaha YZF-R3	176.5
15	84 M. CARBONERA	Yamaha YZF-R3	175.3
16	53 V. GRIMOUX	Yamaha YZF-R3	175.3
17	62 J. SCHULTZ	Kawasaki Ninja 300	175.0
18	14 E. DE LA VEGA	Yamaha YZF-R3	175.0
19	80 A. PONTONE	Yamaha YZF-R3	173.9
20	121 K. PATOVA	Yamaha YZF-R3	173.3
21	33 D. VALLE	Yamaha YZF-R3	171.7
22	25 B. SÁNCHEZ	Yamaha YZF-R3	171.4
23	49 M. CARUSI	Kawasaki Ninja 300	171.1
24	27 F. ROVELLI	Yamaha YZF-R3	170.8
25	58 T. FINOCCHIARO	Yamaha YZF-R3	169.0
26	9 R. DOORAKKERS	Yamaha YZF-R3	166.6

SEG. 1			SEG. 2			SEG. 3			SEG. 4		
1	12 A. RUSMIPUTRO	30.208	1	25 B. SÁNCHEZ	37.271	1	79 C. TAYLOR	25.589	1	12 A. RUSMIPUTRO	23.613
2	23 M. BASTIANELLI	30.263	2	97 M. KAPPLER	37.435	2	33 D. VALLE	25.627	2	22 M. KALININ	23.621
3	25 B. SÁNCHEZ	30.275	3	84 M. CARBONERA	37.456	3	12 A. RUSMIPUTRO	25.680	3	97 M. KAPPLER	23.692
4	49 M. CARUSI	30.284	4	18 A. MURLEY	37.491	4	84 M. CARBONERA	25.713	4	14 E. DE LA VEGA	23.716
5	79 C. TAYLOR	30.354	5	28 P. GIACOMINI	37.501	5	22 M. KALININ	25.742	5	84 M. CARBONERA	23.736
6	22 M. KALININ	30.361	6	12 A. RUSMIPUTRO	37.508	6	25 B. SÁNCHEZ	25.777	6	27 F. ROVELLI	23.756
7	20 D. LOUREIRO	30.365	7	20 D. LOUREIRO	37.582	7	18 A. MURLEY	25.797	7	25 B. SÁNCHEZ	23.766
8	97 M. KAPPLER	30.406	8	14 E. DE LA VEGA	37.591	8	9 R. DOORAKKERS	25.818	8	18 A. MURLEY	23.788
9	18 A. MURLEY	30.439	9	22 M. KALININ	37.594	9	23 M. BASTIANELLI	25.826	9	20 D. LOUREIRO	23.841
10	33 D. VALLE	30.461	10	27 F. ROVELLI	37.651	10	80 A. PONTONE	25.830	10	28 P. GIACOMINI	23.860
11	27 F. ROVELLI	30.474	11	33 D. VALLE	37.671	11	27 F. ROVELLI	25.845	11	87 A. LICCIARDI	23.874
12	84 M. CARBONERA	30.573	12	19 E. ROVELLI	37.686	12	97 M. KAPPLER	25.848	12	33 D. VALLE	23.890
13	80 A. PONTONE	30.588	13	79 C. TAYLOR	37.698	13	20 D. LOUREIRO	25.848	13	80 A. PONTONE	23.900
14	14 E. DE LA VEGA	30.673	14	87 A. LICCIARDI	37.885	14	7 N. SETTIMO	25.887	14	23 M. BASTIANELLI	23.922
15	28 P. GIACOMINI	30.690	15	49 M. CARUSI	37.925	15	54 H. CABUK	25.919	15	130 R. FERREIRA	23.922
16	58 T. FINOCCHIARO	30.710	16	121 K. PATOVA	38.060	16	49 M. CARUSI	25.962	16	58 T. FINOCCHIARO	23.938
17	54 H. CABUK	30.727	17	23 M. BASTIANELLI	38.061	17	28 P. GIACOMINI	26.060	17	49 M. CARUSI	23.942
18	7 N. SETTIMO	30.840	18	80 A. PONTONE	38.082	18	130 R. FERREIRA	26.085	18	7 N. SETTIMO	23.952
19	87 A. LICCIARDI	30.943	19	58 T. FINOCCHIARO	38.108	19	14 E. DE LA VEGA	26.090	19	9 R. DOORAKKERS	23.955
20	9 R. DOORAKKERS	30.947	20	7 N. SETTIMO	38.141	20	87 A. LICCIARDI	26.154	20	53 V. GRIMOUX	23.986
21	19 E. ROVELLI	30.963	21	54 H. CABUK	38.258	21	58 T. FINOCCHIARO	26.221	21	121 K. PATOVA	24.051
22	62 J. SCHULTZ	31.015	22	21 A. BIDDLE	38.259	22	21 A. BIDDLE	26.241	22	19 E. ROVELLI	24.057
23	121 K. PATOVA	31.059	23	130 R. FERREIRA	38.294	23	121 K. PATOVA	26.326	23	54 H. CABUK	24.060
24	53 V. GRIMOUX	31.134	24	53 V. GRIMOUX	38.353	24	53 V. GRIMOUX	26.347	24	79 C. TAYLOR	24.141
25	130 R. FERREIRA	31.245	25	62 J. SCHULTZ	38.388	25	19 E. ROVELLI	26.357	25	21 A. BIDDLE	24.332
26	21 A. BIDDLE	31.633	26	9 R. DOORAKKERS	38.428	26	62 J. SCHULTZ	26.378	26	62 J. SCHULTZ	24.402

19/08/2017

These data/results cannot be reproduced, stored and/or transmitted in whole or in part by any manner of electronic, mechanical, photocopying, recording, broadcasting or otherwise now known or herein after developed without the previous express consent by the copyright owner, except for reproduction in daily press and regular printed publications on sale to the public within 60 days of the event related to those data/results and always provided that copyright symbol appears together as follows below.

© DORNA WSBK ORGANIZATION Srl 2017

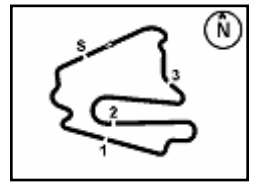
FICR PERUGIA TIMING



Official Tyre Supplier



Official Timekeeper



## German Round, 18-19-20 August 2017

### World Supersport 300 - Ideal Times Superpole 1

Lausitzring 4.265 m

Rider No.	Nat	Bike	Seg. 1 Diff. 1	Seg. 2 Diff. 2	Seg. 3 Diff. 3	Seg. 4 Diff. 4	Ideal Time			
							Best Lap	Pos.	Diff.	
1	12 A. RUSMIPUTRO	INA	Yamaha YZF-R3	<b>30.208</b>	37.508	25.680	<b>23.613</b>	<b>1'57.009</b> 1'57.009	1	
2	25 B. SÁNCHEZ	ESP	Yamaha YZF-R3	30.275 0.074	<b>37.271</b>	25.777	23.766 0.124	<b>1'57.089</b> 1'57.287	2	0.198
3	22 M. KALININ	UKR	Yamaha YZF-R3	30.361	37.594 0.122	25.742	23.621	<b>1'57.318</b> 1'57.440	3	0.122
4	97 M. KAPPLER	GER	Yamaha YZF-R3	30.406	37.435	25.848 0.191	23.692	<b>1'57.381</b> 1'57.572	4	0.191
5	84 M. CARBONERA	ITA	Yamaha YZF-R3	30.573	37.456 0.004	25.713 0.005	23.736 0.180	<b>1'57.478</b> 1'57.667	5	0.189
6	18 A. MURLEY	GBR	Yamaha YZF-R3	30.439	37.491 0.200	25.797 0.296	23.788 0.071	<b>1'57.515</b> 1'58.082	8	0.567
7	20 D. LOUREIRO	RSA	Yamaha YZF-R3	30.365 0.070	37.582 0.217	25.848 0.263	23.841	<b>1'57.636</b> 1'58.186	12	0.550
8	33 D. VALLE	ESP	Yamaha YZF-R3	30.461 0.104	37.671 0.039	25.627	23.890 0.017	<b>1'57.649</b> 1'57.809	6	0.160
9	27 F. ROVELLI	ITA	Yamaha YZF-R3	30.474	37.651	25.845 0.306	23.756	<b>1'57.726</b> 1'58.032	7	0.306
10	79 C. TAYLOR	GBR	Kawasaki Ninja 300	30.354 0.103	37.698 0.060	<b>25.589</b>	24.141 0.183	<b>1'57.782</b> 1'58.128	11	0.346
11	14 E. DE LA VEGA	FRA	Yamaha YZF-R3	30.673	37.591 0.011	26.090 0.006	23.716	<b>1'58.070</b> 1'58.087	9	0.017
12	23 M. BASTIANELLI	ITA	Kawasaki Ninja 300	30.263	38.061	25.826 0.048	23.922	<b>1'58.072</b> 1'58.120	10	0.048
13	28 P. GIACOMINI	ITA	Yamaha YZF-R3	30.690 0.110	37.501 0.035	26.060	23.860 0.010	<b>1'58.111</b> 1'58.266	13	0.155
14	49 M. CARUSI	ITA	Kawasaki Ninja 300	30.284	37.925 0.288	25.962 0.162	23.942	<b>1'58.113</b> 1'58.563	14	0.450
15	80 A. PONTONE	ITA	Yamaha YZF-R3	30.588 0.047	38.082 0.137	25.830 0.047	23.900	<b>1'58.400</b> 1'58.631	15	0.231
16	7 N. SETTIMO	ITA	Yamaha YZF-R3	30.840 0.048	38.141	25.887 0.147	23.952 0.344	<b>1'58.820</b> 1'59.359	17	0.539
17	87 A. LICCIARDI	BEL	Yamaha YZF-R3	30.943 0.337	37.885 0.257	26.154 0.248	23.874	<b>1'58.856</b> 1'59.698	20	0.842
18	54 H. CABUK	TUR	Kawasaki Ninja 300	30.727 0.403	38.258 0.002	25.919	24.060	<b>1'58.964</b> 1'59.369	18	0.405
19	58 T. FINOCCHIARO	GBR	Yamaha YZF-R3	30.710	38.108 0.282	26.221 0.305	23.938	<b>1'58.977</b> 1'59.564	19	0.587
20	19 E. ROVELLI	ITA	Yamaha YZF-R3	30.963	37.686	26.357 0.093	24.057	<b>1'59.063</b> 1'59.156	16	0.093
21	9 R. DOORAKKERS	NED	Yamaha YZF-R3	30.947 0.025	38.428 0.027	25.818	23.955 0.685	<b>1'59.148</b> 1'59.885	21	0.737
22	121 K. PATOVA	FIN	Yamaha YZF-R3	31.059 0.223	38.060	26.326 0.118	24.051 0.063	<b>1'59.496</b> 1'59.900	22	0.404
23	130 R. FERREIRA	BRA	Yamaha YZF-R3	31.245 0.120	38.294	26.085	23.922 0.322	<b>1'59.546</b> 1'59.988	23	0.442
24	53 V. GRIMOUX	FRA	Yamaha YZF-R3	31.134 0.642	38.353 0.216	26.347 0.097	23.986	<b>1'59.820</b> 2'00.775	24	0.955
25	62 J. SCHULTZ	RSA	Kawasaki Ninja 300	31.015 0.141	38.388 0.464	26.378 0.003	24.402 0.092	<b>2'00.183</b> 2'00.883	25	0.700
26	21 A. BIDDLE	NZL	Kawasaki Ninja 300	31.633 0.217	38.259	26.241 0.093	24.332 0.248	<b>2'00.465</b> 2'01.023	26	0.558
<b>Overall Ideal Time</b>				30.208	37.271	25.589	23.613	<b>1'56.681</b>		

19/08/2017

These data/results cannot be reproduced, stored and/or transmitted in whole or in part by any manner of electronic, mechanical, photocopying, recording, broadcasting or otherwise now known or herein after developed without the previous express consent by the copyright owner, except for reproduction in daily press and regular printed publications on sale to the public within 60 days of the event related to those data/results and always provided that copyright symbol appears together as follows below.

© DORNA WSBK ORGANIZATION Srl 2017

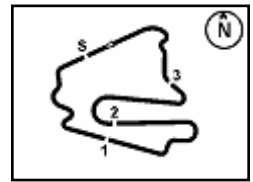
PIRELLI PERUGIA TIMING



Official Tyre Supplier



Official Timekeeper



## German Round, 18-19-20 August 2017

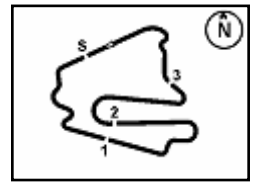
### World Supersport 300 - Chronological Analysis Superpole 1

1° 12 A. RUSMIPUTRO (1'57.009)								Lap	Seg.1	Seg.2	Seg.3	Seg.4	Lap Time	km/h	Local Time	
Lap	Seg.1	Seg.2	Seg.3	Seg.4	Lap Time	km/h	Local Time									
1	31.358	40.940	27.351	24.526	2'00.935	170,3	11:32'11.926	1	31.372	39.842	27.205	24.778	2'01.425	165,6	11:32'04.175	
2	31.183	37.555	26.208	24.451	1'59.397	178,5	11:36'12.258	2	31.229	38.905	26.976	24.172	2'00.837	167,1	11:36'06.437	
3	31.160	37.762	26.147	24.137	1'59.206	173,0	11:38'11.464	3	31.140	38.403	26.079	24.149	1'59.771	165,8	11:38'06.208	
4	30.884	37.771	26.143	24.169	1'58.967	174,7	11:40'10.431	4	30.958	38.681	26.262	24.470	2'00.371	167,6	11:40'06.579	
5	38.911	37.969	25.826	24.491	2'07.197	167,4	11:42'17.628	5	31.487	39.303	28.545	24.363	2'03.698	158,0	11:42'10.277	
6	31.139	37.681	25.980	23.865	1'58.665	<b>180,3</b>	11:44'16.293	6	31.057	37.863	<b>25.845</b>	23.977	1'58.742	164,6	11:44'09.019	
7	<b>30.208</b>	<b>37.508</b>	<b>25.680</b>	<b>23.613</b>	<b>1'57.009</b>	174,7	11:46'13.302	7	<b>30.474</b>	<b>37.651</b>	26.151	<b>23.756</b>	<b>1'58.032</b>	<b>170,8</b>	11:46'07.051	
2° 25 B. SÁNCHEZ (1'57.287)								Lap	Seg.1	Seg.2	Seg.3	Seg.4	Lap Time	km/h	Local Time	
Lap	Seg.1	Seg.2	Seg.3	Seg.4	Lap Time	km/h	Local Time									
1	31.030	39.976	41.344	25.992	2'07.243	167,4	11:32'18.204	1	31.739	40.260	27.134	25.140	2'02.005	172,5	11:32'09.780	
2	30.349	<b>37.271</b>	<b>25.777</b>	23.890	1'57.287	<b>171,4</b>	11:36'22.734	2	31.291	38.607	27.411	24.248	1'59.055	<b>178,8</b>	11:36'10.840	
3	31.878	38.366	27.488	24.596	2'02.328	170,8	11:38'25.062	3	31.158	38.606	26.267	23.875	1'59.906	169,0	11:38'10.746	
4	31.318	38.952	27.512	25.087	2'02.869	169,0	11:40'27.931	4	31.171	49.107	26.234	24.266	2'10.778	174,7	11:40'21.524	
5	31.702	39.201	26.778	24.453	2'02.134	167,6	11:42'30.065	5	31.056	37.982	<b>25.797</b>	23.875	1'58.710	165,6	11:42'20.234	
6	31.076	38.876	26.442	24.346	2'00.740	166,9	11:44'30.805	6	<b>30.439</b>	37.691	26.093	23.859	<b>1'58.082</b>	169,8	11:44'18.316	
7	<b>30.275</b>	37.437	26.082	<b>23.766</b>	1'57.560	170,6	11:46'28.365	7	31.173	38.086	25.919	<b>23.788</b>	1'58.966	176,2	11:46'17.282	
3° 22 M. KALININ (1'57.440)								Lap	Seg.1	Seg.2	Seg.3	Seg.4	Lap Time	km/h	Local Time	
Lap	Seg.1	Seg.2	Seg.3	Seg.4	Lap Time	km/h	Local Time									
1	31.667	40.292	28.215	27.890	2'00.709	164,1	11:32'11.859	1	31.566	40.365	28.174	25.043	2'01.633	174,2	11:32'08.556	
2	30.995	37.697	26.404	24.311	1'59.407	172,2	11:36'11.975	2	31.353	38.823	26.758	24.341	2'01.275	168,7	11:36'11.464	
3	31.113	37.958	26.779	24.031	1'59.881C	175,6	11:38'11.856	3	31.377	38.104	26.113	24.012	1'59.606	<b>175,0</b>	11:38'11.070	
4	31.177	38.320	26.169	24.050	1'59.716	176,2	11:40'11.572	4	31.018	38.213	26.149	24.118	1'59.498	<b>175,0</b>	11:40'10.568	
5	30.872	38.373	28.790	28.224	2'06.259	173,6	11:42'17.831	5	32.873	38.013	27.553	26.772	2'05.211	170,8	11:42'15.779	
6	31.209	<b>37.594</b>	26.055	24.047	1'58.905	<b>178,5</b>	11:44'16.736	6	31.362	<b>37.591</b>	<b>26.090</b>	23.826	1'58.869	172,2	11:44'14.648	
7	<b>30.361</b>	37.716	<b>25.742</b>	<b>23.621</b>	<b>1'57.440</b>	172,5	11:46'14.176	7	<b>30.673</b>	37.602	26.096	<b>23.716</b>	<b>1'58.087</b>	174,4	11:46'12.735	
4° 97 M. KAPPLER (1'57.572)								Lap	Seg.1	Seg.2	Seg.3	Seg.4	Lap Time	km/h	Local Time	
Lap	Seg.1	Seg.2	Seg.3	Seg.4	Lap Time	km/h	Local Time									
1	31.139	39.469	29.525	26.071	2'00.268	167,6	11:32'11.351	1	30.871	40.359	35.209	26.615	2'05.341	169,8	11:32'19.206	
2	30.720	37.924	26.637	23.928	1'59.209	171,1	11:34'12.568	2	30.572	38.534	28.084	27.852	1'58.432	169,5	11:34'24.547	
3	31.041	38.658	25.857	24.241	1'59.797	170,3	11:36'10.828	3	30.896	38.070	<b>25.826</b>	23.964	1'58.432	169,5	11:36'22.979	
4	31.244	39.096	<b>25.848</b>	24.218	2'00.406	171,4	11:40'11.031	4	30.984	39.271	26.900	25.141	2'02.208	<b>176,7</b>	11:38'25.187	
5	31.122	39.986	28.313	25.028	2'04.449	168,7	11:42'15.480	5	30.615	39.332	27.276	24.690	2'02.282	175,6	11:40'27.469	
6	31.112	38.434	26.256	23.915	1'59.717	165,3	11:44'15.197	6	<b>30.263</b>	38.266	29.639	24.066	2'02.586	165,6	11:42'30.055	
7	<b>30.406</b>	<b>37.435</b>	26.039	<b>23.692</b>	<b>1'57.572</b>	<b>177,6</b>	11:46'12.769	7	31.326	<b>38.061</b>	25.874	<b>23.922</b>	<b>1'58.120</b>	170,6	11:44'28.175	
5° 84 M. CARBONERA (1'57.667)								Lap	Seg.1	Seg.2	Seg.3	Seg.4	Lap Time	km/h	Local Time	
Lap	Seg.1	Seg.2	Seg.3	Seg.4	Lap Time	km/h	Local Time									
1	31.689	41.382	27.132	24.860	2'05.937	171,4	11:32'18.607	1	30.877	39.951	26.593	24.401	1'59.486	166,1	11:32'02.470	
2	30.942	38.047	26.109	24.446	1'59.544	167,4	11:34'18.544	2	42.327	38.501	25.967	<b>24.141</b>	1'59.486	166,1	11:34'01.956	
3	31.576	38.204	25.731	24.003	1'59.514	169,5	11:36'18.088	3	30.457	39.183	26.068	24.218	2'11.796C	164,8	11:36'13.752	
4	<b>30.573</b>	37.460	25.718	23.916	1'57.667	<b>175,3</b>	11:40'15.269	4	31.858	37.758	<b>25.589</b>	24.324	<b>1'58.128</b>	<b>177,3</b>	11:38'11.880	
5	31.334	37.809	26.448	25.751	2'01.342	171,4	11:42'16.611	5	31.858	<b>37.698</b>	26.247	24.256	2'00.059	168,4	11:40'11.939	
6	30.747	<b>37.456</b>	26.168	24.075	1'58.446	174,4	11:44'15.057	6	31.181	38.546	35.368	24.366	2'09.461	173,9	11:42'21.400	
7	31.022	37.616	<b>25.713</b>	<b>23.736</b>	1'58.087	173,0	11:46'13.144	7								
6° 33 D. VALLE (1'57.809)								Lap	Seg.1	Seg.2	Seg.3	Seg.4	Lap Time	km/h	Local Time	
Lap	Seg.1	Seg.2	Seg.3	Seg.4	Lap Time	km/h	Local Time									
1	31.381	39.237	28.534	23.946	1'59.541	170,8	11:32'04.616	1	31.276	39.516	28.334	24.603	1'59.347	169,2	11:32'12.580	
2	31.301	38.352	32.014	32.933	2'14.600	165,1	11:34'04.157	2	30.893	37.674	26.509	24.101	1'59.177	<b>180,3</b>	11:36'11.104	
3	30.638	<b>37.671</b>	25.829	<b>23.890</b>	1'58.028	<b>171,7</b>	11:38'16.785	3	31.187	38.003	25.977	24.089	1'59.256	175,3	11:38'10.360	
4	30.565	37.710	<b>25.627</b>	23.907	1'57.809	170,3	11:40'14.594	4	33.505	37.780	26.375	24.158	2'01.818	168,4	11:40'12.178	
5	30.645	37.550	27.319	26.232	2'01.746C	169,5	11:42'16.340	5	31.005	<b>37.582</b>	<b>25.848</b>	23.902	1'58.337	174,4	11:42'10.515	
6	<b>30.461</b>	37.723	26.009	23.957	1'58.150	<b>171,7</b>	11:44'14.490	6	<b>30.365</b>	37.937	25.991	23.912	1'58.205	170,8	11:44'08.720	
7	30.560	37.744	25.956	23.936	1'58.196	169,0	11:46'12.686	7	30.435	37.799	26.111	<b>23.841</b>	<b>1'58.186</b>	168,7	11:46'06.906	
7° 27 F. ROVELLI (1'58.032)								Lap	Seg.1	Seg.2	Seg.3	Seg.4	Lap Time	km/h	Local Time	
Lap	Seg.1	Seg.2	Seg.3	Seg.4	Lap Time	km/h	Local Time									
1	31.604	39.186	29.490	24.222	2'04.502	168,4	11:34'13.410	1	31.604	39.186	29.490	24.222	2'04.502	168,4	11:34'13.410	

19/08/2017 P = Pits In/Out - C = Lap-Time Cancelled

These data/results cannot be reproduced, stored and/or transmitted in whole or in part by any manner of electronic, mechanical, photocopying, recording, broadcasting or otherwise now known or herein after developed without the previous express consent by the copyright owner, except for reproduction in daily press and regular printed publications on sale to the public within 60 days of the event related to those data/results and always provided that copyright symbol appears together as follows below.

© DORNA WSBK ORGANIZATION Srl 2017



Lausitzring 4.265 m

2 / 3

## German Round, 18-19-20 August 2017

### World Supersport 300 - Chronological Analysis Superpole 1

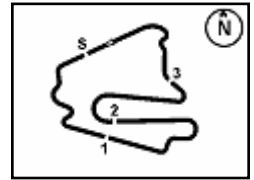
Lap	Seg.1	Seg.2	Seg.3	Seg.4	Lap Time	km/h	Local Time
2	31.191	37.958	26.327	<b>23.860</b>	1'59.336	174,7	11:36'12.746
3	31.286	37.770	26.380	24.089	1'59.525C	175,3	11:38'12.271
4	32.122	37.766	26.890	24.108	2'00.886C	<b>180,6</b>	11:40'13.157
5	30.800	37.536	<b>26.060</b>	23.870	<b>1'58.266</b>	171,1	11:42'11.423
6	<b>30.690</b>	<b>37.501</b>	26.245	23.903	1'58.339C	170,6	11:44'09.762
7	30.889	37.776	26.134	23.720	1'58.519C	168,7	11:46'08.281
<b>14° 49 M. CARUSI (1'58.563)</b>							
Lap	Seg.1	Seg.2	Seg.3	Seg.4	Lap Time	km/h	Local Time
		41.750	32.672	27.812			11:32'19.951
1	31.020	38.151	27.937	29.333	2'06.441	<b>171,1</b>	11:34'26.392
2	30.448	38.217	26.161	24.026	1'58.852	170,6	11:36'25.244
3	30.407	<b>37.925</b>	26.325	24.178	1'58.835	168,7	11:38'24.079
4	31.356	40.727	27.828	25.396	2'05.307	167,4	11:40'29.386
5	30.586	38.728	<b>25.962</b>	24.042	1'59.318	168,4	11:42'28.704
6	30.506	38.214	26.136	24.250	1'59.106	165,3	11:44'27.810
7	<b>30.284</b>	38.213	26.124	<b>23.942</b>	<b>1'58.563</b>	165,8	11:46'26.373
<b>15° 80 A. PONTONE (1'58.631)</b>							
Lap	Seg.1	Seg.2	Seg.3	Seg.4	Lap Time	km/h	Local Time
		39.933	37.111	27.457			11:32'19.364
1	30.988	<b>38.082</b>	<b>25.830</b>	24.158	1'59.058	<b>173,9</b>	11:34'18.422
2	30.722	38.639	30.743	24.269	2'04.373	168,4	11:36'22.795
3	30.874	38.707	27.832	24.831	2'02.244	170,8	11:38'25.039
4	30.974	38.967	26.563	26.810	2'03.314	167,9	11:40'28.353
5	31.785	39.478	26.768	24.602	2'02.633	169,2	11:42'30.986
6	<b>30.588</b>	38.262	25.929	24.124	1'58.903	168,2	11:44'29.889
7	30.635	38.219	25.877	<b>23.900</b>	<b>1'58.631</b>	166,9	11:46'28.520
<b>16° 19 E. ROVELLI (1'59.156)</b>							
Lap	Seg.1	Seg.2	Seg.3	Seg.4	Lap Time	km/h	Local Time
		40.491	27.602	25.078			11:32'08.329
1	32.011	38.911	26.798	24.345	2'02.065	170,0	11:34'10.394
2	31.316	38.437	27.125	24.433	2'01.311	172,8	11:36'11.705
3	31.612	38.150	26.486	24.183	2'00.431	175,6	11:38'12.136
4	32.036	38.080	<b>26.357</b>	24.100	2'00.573	<b>179,1</b>	11:40'12.709
5	<b>30.963</b>	<b>37.686</b>	26.450	<b>24.057</b>	<b>1'59.156</b>	171,1	11:42'11.865
6	31.326	37.868	26.706	24.012	1'59.912C	173,0	11:44'11.777
<b>17° 7 N. SETTIMO (1'59.359)</b>							
Lap	Seg.1	Seg.2	Seg.3	Seg.4	Lap Time	km/h	Local Time
		40.461	27.942	24.675			11:32'14.725
1	31.592	38.955	26.358	24.257	2'01.162	173,0	11:34'15.887
2	31.712	38.750	26.344	24.262	2'01.068	170,6	11:36'16.955
3	31.218	38.806	26.198	<b>23.952</b>	2'00.174	168,2	11:38'17.129
4	30.888	<b>38.141</b>	26.034	24.296	<b>1'59.359</b>	172,2	11:40'16.488
5	31.617	38.347	<b>25.887</b>	25.014	2'00.865	167,9	11:42'17.353
6	31.212	38.226	26.250	24.042	1'59.730	<b>178,8</b>	11:44'17.083
7	<b>30.840</b>	38.547	26.292	24.240	1'59.919	172,2	11:46'17.002
<b>18° 54 H. CABUK (1'59.369)</b>							
Lap	Seg.1	Seg.2	Seg.3	Seg.4	Lap Time	km/h	Local Time
		41.698	33.783	27.959			11:32'22.247
1	31.796	38.744	26.246	24.385	2'01.171	168,7	11:34'23.418
2	31.070	38.407	26.233	24.077	1'59.787	168,4	11:36'23.205
3	31.130	38.260	<b>25.919</b>	<b>24.060</b>	<b>1'59.369</b>	<b>179,1</b>	11:38'22.574
4	35.133	39.245	26.900	33.027	2'14.305P	168,7	11:40'36.879
5	1'08.294	38.717	26.153	24.136	2'37.300P		11:43'14.179
6	<b>30.727</b>	<b>38.258</b>	26.274	24.521	1'59.780	165,6	11:45'13.959
<b>19° 58 T. FINOCCHIARO (1'59.564)</b>							
Lap	Seg.1	Seg.2	Seg.3	Seg.4	Lap Time	km/h	Local Time
		41.076	28.907	24.763			11:32'14.469
1	32.420	39.129	26.570	24.441	2'02.560	166,1	11:34'17.029
2	31.305	38.471	26.331	24.127	2'00.234	166,6	11:36'17.263
3	31.295	38.676	<b>26.221</b>	24.073	2'00.265	<b>169,0</b>	11:38'17.528
4	31.304	38.131	26.235	24.432	2'00.102	<b>169,0</b>	11:40'17.630
<b>20° 87 A. LICCIARDI (1'59.698)</b>							
Lap	Seg.1	Seg.2	Seg.3	Seg.4	Lap Time	km/h	Local Time
		40.548	27.763	24.625			11:32'13.968
1	31.600	38.805	26.629	24.186	2'01.220	168,2	11:34'15.188
2	31.280	38.142	26.402	<b>23.874</b>	<b>1'59.698</b>	169,8	11:36'14.886
3	<b>30.943</b>	<b>37.885</b>	<b>26.154</b>	33.468	2'08.450P	<b>177,3</b>	11:38'23.336
4	1'36.981	39.899	26.503	24.325	3'07.708P		11:41'31.044
5	31.128	38.525	26.335	24.332	2'00.320	162,8	11:43'31.364
6	31.083	38.399	26.290	23.993	1'59.765	164,3	11:45'31.129
<b>21° 9 R. DOORAKKERS (1'59.885)</b>							
Lap	Seg.1	Seg.2	Seg.3	Seg.4	Lap Time	km/h	Local Time
		39.570	26.718	24.495			11:32'04.152
1	31.678	<b>38.428</b>	25.944	<b>23.955</b>	2'00.005	<b>166,6</b>	11:34'04.157
2	31.379	39.014	26.138	24.308	2'00.839	163,3	11:36'04.996
3	31.385	38.978	25.892	24.288	2'00.543	162,8	11:38'05.539
4	31.605	38.968	26.133	24.627	2'01.333	163,6	11:40'06.872
5	30.972	38.455	<b>25.818</b>	24.640	<b>1'59.885</b>	166,3	11:42'06.757
6	31.066	38.755	25.997	24.532	2'00.350	162,8	11:44'07.107
<b>22° 121 K. PATOVA (1'59.900)</b>							
Lap	Seg.1	Seg.2	Seg.3	Seg.4	Lap Time	km/h	Local Time
		40.008	27.583	24.634			11:32'05.944
1	31.837	39.117	27.079	24.514	2'02.547	169,2	11:34'08.491
2	31.945	38.846	27.167	24.427	2'02.385	168,4	11:36'10.876
3	31.753	38.255	<b>26.326</b>	24.284	2'00.618	169,0	11:38'11.494
4	31.203	38.334	26.341	24.139	2'00.017	173,0	11:40'11.511
5	31.282	<b>38.060</b>	26.444	24.114	<b>1'59.900</b>	<b>173,3</b>	11:42'11.411
6	31.239	38.206	26.495	24.137	2'00.077	170,3	11:44'11.488
7	<b>31.059</b>	38.622	26.467	<b>24.051</b>	2'00.199	170,6	11:46'11.687
<b>23° 130 R. FERREIRA (1'59.988)</b>							
Lap	Seg.1	Seg.2	Seg.3	Seg.4	Lap Time	km/h	Local Time
		40.074	28.208	24.822			11:32'08.910
1	32.059	38.924	27.104	24.646	2'02.733	168,4	11:34'11.643
2	32.313	38.841	26.611	24.245	2'02.010	169,0	11:36'13.653
3	31.365	<b>38.294</b>	<b>26.085</b>	24.244	<b>1'59.988</b>	170,6	11:38'13.641
4	31.413	38.349	26.297	24.269	2'00.328	171,7	11:40'13.969
5	32.330	38.694	26.261	25.724	2'03.009	168,2	11:42'16.978
6	31.432	38.879	26.285	24.280	2'00.876	<b>176,5</b>	11:44'17.854
7	<b>31.245</b>	38.734	26.116	<b>23.922</b>	2'00.017	176,2	11:46'17.871
<b>24° 53 V. GRIMOUX (2'00.775)</b>							
Lap	Seg.1	Seg.2	Seg.3	Seg.4	Lap Time	km/h	Local Time
		40.826	27.515	24.873			11:32'07.930
1	31.839	39.742	26.954	24.345	2'02.880	169,5	11:34'10.810
2	31.416	38.479	26.819	24.729	2'01.443	170,6	11:36'12.253
3	31.679	38.506	26.427	24.442	2'01.054	173,6	11:38'13.307
4	31.541	39.020	26.492	24.282	2'01.335	169,2	11:40'14.642
5	32.254	38.462	<b>26.347</b>	25.106	2'02.169	168,4	11:42'16.811
6	<b>31.134</b>	<b>38.353</b>	27.008	24.391	2'00.886	<b>175,3</b>	11:44'17.697
7	31.776	38.569	26.444	<b>23.986</b>	<b>2'00.775</b>	171,7	11:46'18.472
<b>25° 62 J. SCHULTZ (2'00.883)</b>							
Lap	Seg.1	Seg.2	Seg.3	Seg.4	Lap Time	km/h	Local Time
		41.094	28.443	25.385			11:32'07.703
1	32.356	39.743	28.242	24.810	2'05.151	165,1	11:34'12.854
2	31.633	38.603	26.936	24.684	2'01.856	<b>175,0</b>	11:36'14.710
3	31.638	38.543	<b>26.378</b>	24.725	2'01.284	169,2	11:38'15.994
4	31.334	38.499	27.190	<b>24.402</b>	2'01.425	166,1	11:40'17.419
5	<b>31.015</b>	<b>38.388</b>	26.650	32.854	2'08.907P	167,4	11:42'26.326
6	50.464	39.230	26.710	24.719	2'21.123P		11:44'47.449
7	31.156	38.852	26.381	24.494	<b>2'00.883</b>	164,3	11:46'48.332

19/08/2017 P = Pits In/Out - C = Lap-Time Cancelled

These data/results cannot be reproduced, stored and/or transmitted in whole or in part by any manner of electronic, mechanical, photocopying, recording, broadcasting or otherwise now known or herein after developed without the previous express consent by the copyright owner, except for reproduction in daily press and regular printed publications on sale to the public within 60 days of the event related to those data/results and always provided that copyright symbol appears together as follows below.

© DORNA WSBK ORGANIZATION Srl 2017





Lausitzring 4.265 m

3 / 3

**German Round, 18-19-20 August 2017**  
**World Supersport 300 - Chronological Analysis Superpole 1**

26° 21 A. BIDDLE (2'01.023)							
Lap	Seg.1	Seg.2	Seg.3	Seg.4	Lap Time	km/h	Local Time
1	32.024	38.415	26.825	24.589	2'01.853	173.0	11:32'09.342
2	31.884	38.274	26.688	24.753	2'01.599	174,7	11:36'12.794
3	31.850	<b>38.259</b>	26.334	24.580	<b>2'01.023</b>	172,8	11:38'13.817
4	31.808	39.013	26.325	<b>24.332</b>	2'01.478	175,6	11:40'15.295
5	31.901	38.456	<b>26.241</b>	25.350	2'01.948	170,6	11:42'17.243
6	32.342	38.506	26.942	24.697	2'02.487	<b>177,3</b>	11:44'19.730
7	<b>31.633</b>	39.147	27.025	24.909	2'02.714	172,2	11:46'22.444

19/08/2017 P = Pits In/Out - C = Lap-Time Cancelled

These data/results cannot be reproduced, stored and/or transmitted in whole or in part by any manner of electronic, mechanical, photocopying, recording, broadcasting or otherwise now known or herein after developed without the previous express consent by the copyright owner, except for reproduction in daily press and regular printed publications on sale to the public within 60 days of the event related to those data/results and always provided that copyright symbol appears together as follows below.

© DORNA WSBK ORGANIZATION Srl 2017

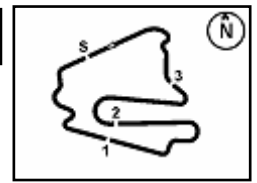
FKR PERUGIA TIMING



Official Tyre Supplier



Official Timekeeper

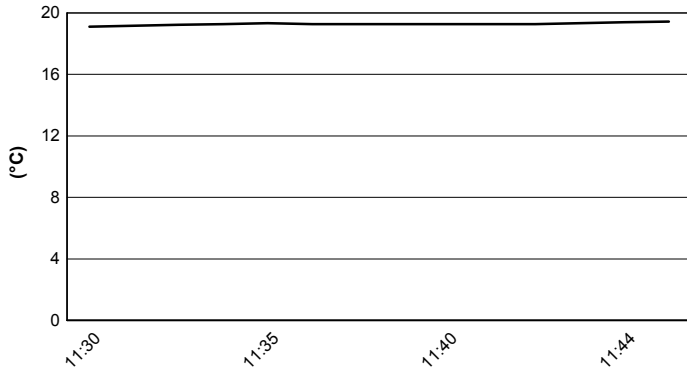


Lausitzring 4.265 m

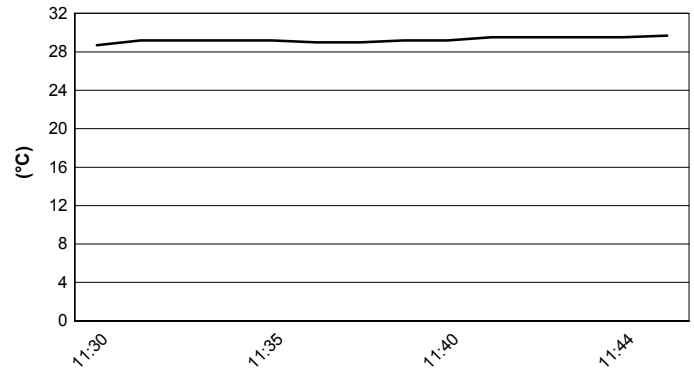
**German Round, 18-19-20 August 2017**  
**World Supersport 300 - Weather Report Superpole 1**

Session started 11:30      Session ended 11:47


**Air Temperature**



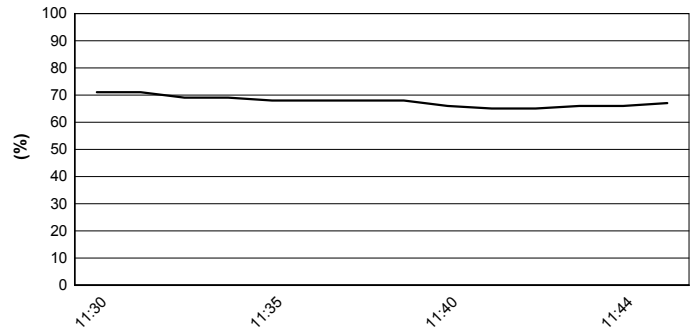
**Track Temperature**



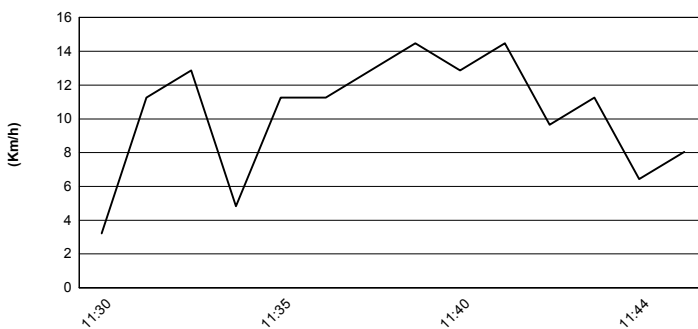
**Air Pressure**



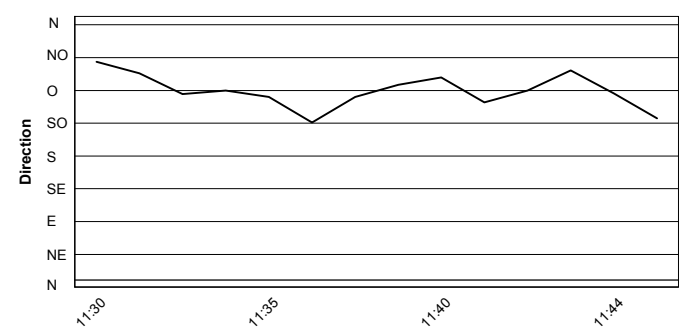
**Humidity**



**Wind Speed**



**Wind Direction**



19/08/2017

These data/results cannot be reproduced, stored and/or transmitted in whole or in part by any manner of electronic, mechanical, photocopying, recording, broadcasting or otherwise now known or herein after developed without the previous express consent by the copyright owner, except for reproduction in daily press and regular printed publications on sale to the public within 60 days of the event related to those data/results and always provided that copyright symbol appears together as follows below.  
© DORNA WSBK ORGANIZATION Srl 2017



Official Tyre Supplier



Official Timekeeper