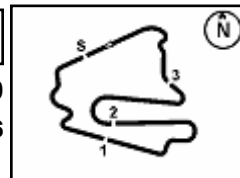




7.1
STK1000
120/06



Lausitzring 4.265 m

1 / 2

German Round, 18-19-20 August 2017

Superstock 1000 - Results Race

Laps 14 = 59,710 Km - Time of Race 23'12.784 - Avg. 154,335 km/h

Pos	Race	Grid	No. Rider	Nat	Team	Bike	LL	Gap	Fastest Lap	Speed	Qualifying		Ranking		
											Time	Speed	R	Tot	Pos
1	3	12	M. RINALDI	ITA	Aruba.it Racing - Junior Team	Ducati Panigale R	14		1'38.738	274,8	1'38.655	272,7	25	115	1
2	6	57	M. JONES	AUS	Aruba.it Racing - Junior Team	Ducati Panigale R	14	2.162	1'38.632	274,8	1'38.860	273,4	20	49	6
3	5	2	R. TAMBURINI	ITA	PATA Yamaha Official STK 1000 Team	Yamaha YZF R1	14	10.407	1'39.262	275,5	1'38.787	275,5	16	72	4
4	4	21	F. MARINO	FRA	PATA Yamaha Official STK 1000 Team	Yamaha YZF R1	14	11.050	1'39.311	273,4	1'38.684	272,1	13	80	3
5	1	23	F. SANDI	ITA	Berclaz Racing Team	BMW S 1000 RR	14	11.091	1'38.514	272,7	1'38.268	274,1	11	40	10
6	12	11	J. GUARNONI	FRA	Pedercini Racing Kawasaki	Kawasaki ZX-10RR	14	15.729	1'39.587	274,8	1'39.852	275,5	10	48	7
7	9	70	L. VITALI	ITA	Nuova M2 Racing	Aprilia RSV4 RF	14	18.252	1'39.529	273,4	1'39.352	272,7	9	44	8
8	13	3	S. SUCHET	SUI	Berclaz Racing Team	BMW S 1000 RR	14	24.027	1'40.177	274,1	1'40.319	274,1	8	37	11
9	15	19	J. PUFFE	GER	Althea MF84	BMW S 1000 RR	14	27.848	1'40.556	273,4	1'40.739	272,7	7	15	15
10	11	7	M. FRITZ	GER	Bayer-Bikerbox Yamaichi	Yamaha YZF R1	14	31.993	1'39.583	273,4	1'39.833	271,4	6	17	14
11	17	59	A. SCHACHT	DEN	EAB Schacht Racing Team	Ducati Panigale R	14	32.255	1'40.640	268,0	1'40.927	267,3	5	19	13
12	8	5	M. FACCANI	ITA	Althea BMW Racing Team	BMW S 1000 RR	14	33.937	1'39.401	277,0	1'39.330	275,5	4	56	5
13	21	90	T. FINSTERBUSCH	GER	Agro On-Benjan-Kawasaki	Kawasaki ZX-10RR	14	36.396	1'40.817	269,3	1'41.345	268,7	3	3	24
14	16	6	E. PUSCEDDU	ITA	D.K.Racing	BMW S 1000 RR	14	42.509	1'40.752	268,7	1'40.829	267,3	2	7	20
15	19	41	F. D'ANNUNZIO	ITA	FDA Racing Team	BMW S 1000 RR	14	45.647	1'41.272	270,0	1'41.015	268,0	1	3	27
16	24	34	X. PINSACH	ESP	ETG Racing	Kawasaki ZX-10RR	14	47.050	1'41.933	274,8	1'41.640	270,7			
17	20	68	G. SCOTT	AUS	Agro On-Benjan-Kawasaki	Kawasaki ZX-10RR	14	47.461	1'41.614	269,3	1'41.075	270,0	2	29	
18	22	77	W. TESSELS	NED	Agro On-Benjan-Kawasaki	Kawasaki ZX-10RR	14	51.825	1'41.600	267,3	1'41.442	266,7	5	23	
19	23	32	M. MOSER	GER	TripleM Racing	Kawasaki ZX-10RR	14	52.837	1'41.689	263,4	1'41.582	260,8	1	30	
20	27	13	F. SANCHIONI	ITA	Clasitaly	BMW S 1000 RR	14	55.228	1'42.176	270,7	1'43.304	266,7	6	21	
21	26	81	A. BERNARDI	ITA	TheBlackSheepTeam	Yamaha YZF R1	14	1'02.321	1'41.957	266,7	1'43.191	261,5			
22	25	46	M. CUDEVILLE	FRA	Leader Team Flembbo	Kawasaki ZX-10RR	14	1'15.384	1'43.469	265,3	1'42.629	264,7			
23	14	51	E. VIONNET	SUI	Motors Vionnet	BMW S 1000 RR	14	1'16.535	1'41.898	276,2	1'40.641	271,4	5	22	
24	18	18	R. CECCHINI	ITA	2R Road Racing	BMW S 1000 RR	14	1'18.454	1'42.315	269,3	1'41.003	266,7	3	26	
-----Not Classified-----															
RET	7	54	T. RAZGATLIOGLU	TUR	Kawasaki Puccetti Racing	Kawasaki ZX-10RR	12	2 Laps	1'38.621	279,1	1'38.957	272,7	89	2	
RET	10	55	I. MYKHALCHYK	UKR	TripleM Racing	Kawasaki ZX-10RR	10	4 Laps	1'39.646	272,1	1'39.656	271,4	35	12	
RET	28	25	W. SULIS	ITA	Team Trasimeno	Yamaha YZF R1	7	7 Laps	1'42.456	268,7	1'44.194	265,3			
RET	2	71	M. SCHEIB	CHI	Nuova M2 Racing	Aprilia RSV4 RF	2	12 Laps		268,7	1'38.610	270,0	41	9	

AIR	Humidity:	49%	Temp:	21°C
TRACK	Condition:	Dry	Temp:	33°C

Records	Pole (QP)	2017	F.Sandi	1'38.268	156,25 Km/h
	Race (RC)	2005	K.Sofuoglu	1'42.612	149,63 Km/h
	Circuit (QP)	2017	F.Sandi	1'38.268	156,25 Km/h
Race Fastest Lap	(New Record)	Lap 2	F.Sandi	1'38.514	155,86 Km/h

LAP LEADERS				
No. Rider	From	To	Laps	Total
23 F. SANDI	1	12	12	12
12 M. RINALDI	13	14	2	2

TOTAL LEADER LAPS	
No. Rider	Laps
12 M. RINALDI	27
54 T. RAZGATLIOGLU	23
23 F. SANDI	14
5 M. FACCANI	1

Start 20/08/2017 15:16 End 15:40 The results are provisional until the end of the time limit for protests and appeals and the completion of the technical checks.

These data/results cannot be reproduced, stored and/or transmitted in whole or in part by any manner of electronic, mechanical, photocopying, recording, broadcasting or otherwise now known or herein after developed without the previous express consent by the copyright owner, except for reproduction in daily press and regular printed publications on sale to the public within 60 days of the event related to those data/results and always provided that copyright symbol appears together as follows below.

© DORNA WSBK ORGANIZATION Srl 2017





German Round, 18-19-20 August 2017

Superstock 1000 - Results Race

Race Highlights

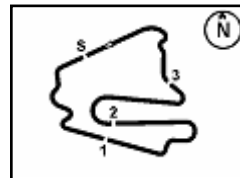
Time	No. Rider	Description
15.13.03		Warm-up Lap Start
15.16.09		Start
15.17.59	51 Vionnet	Crashed - Turn 1
15.18.10	51 Vionnet	Re-joined
15.18.13		No Jump Start
15.19.07	71 Scheib	Crashed - Turn 14
15.19.30	71 Scheib	Re-joined
15.19.40	71 Scheib	Entered Pits
15.19.49		New Lap Record
15.20.11	71 Scheib	Retired
15.23.19	18 Cecchini	Crashed - Turn 5
15.23.32	18 Cecchini	Re-joined
15.28.05	25 Sulis	Entered Pits
15.28.47	25 Sulis	Retired
15.29.28	7 Fritz	On the Gravel - Re-Joined - Turn 10
15.33.54	55 Mykhalchyk	Crashed - Turn 9
15.34.42	55 Mykhalchyk	Out
15.35.29	55 Mykhalchyk	Medical Centre
15.36.54	23 Sandi	On the Gravel - Re-Joined - Turn 9
15.37.03	54 Razgattlioglu	Crashed - Turn 10
15.37.54	54 Razgattlioglu	Out
15.40.34		End Of Session

Start 15:16 End 15:40 The results are provisional until the end of the time limit for protests and appeals and the completion of the technical checks.

20/08/2017 15:16 15:40

These data/results cannot be reproduced, stored and/or transmitted in whole or in part by any manner of electronic, mechanical, photocopying, recording, broadcasting or otherwise now known or herein after developed without the previous express consent by the copyright owner, except for reproduction in daily press and regular printed publications on sale to the public within 60 days of the event related to those data/results and always provided that copyright symbol appears together as follows below.

© DORNA WSBK ORGANIZATION Srl 2017


7.2
STK1000
120/06


Lausitzring 4.265 m

1 / 3

German Round, 18-19-20 August 2017
Superstock 1000 - Lap Chart Race

	Lap													
	1	2	3	4	5	6	7	8	9	10	11	12	13	14
1	23	23	23	23	23	23	23	23	23	23	23	12	12	
2	71	12	12	12	12	12	12	12	12	12	12	12	57	57
3	12	54	54	54	54	54	54	54	54	54	54	54	21	2
4	54	21	21	21	57	57	57	57	57	57	57	57	2	21
5	21	57	57	57	21	21	21	21	21	21	21	21	23	23
6	70	70	7	7	7	7	2	2	2	2	2	2	11	11
7	2	7	70	70	70	2	7	70	70	11	11	11	70	70
8	57	2	2	2	2	5	5	11	11	55	70	70	3	3
9	7	5	5	5	5	70	70	55	55	70	3	3	19	19
10	5	11	11	11	11	11	11	3	3	3	19	19	59	7
11	11	55	55	55	55	55	55	19	19	19	59	59	7	59
12	3	3	3	3	3	3	3	59	59	59	7	7	5	5
13	55	19	19	19	19	19	19	90	90	90	90	90	90	90
14	19	6	6	6	6	59	59	6	6	7	6	5	6	6
15	6	59	90	59	59	6	90	7	7	6	5	6	41	41
16	51	90	59	90	90	90	6	5	5	5	41	41	34	34
17	90	34	34	34	34	34	34	77	77	77	34	34	68	68
18	59	68	68	68	68	68	77	34	34	41	77	68	77	77
19	34	77	77	77	77	77	68	41	41	34	68	77	32	32
20	68	81	81	81	41	41	41	68	68	68	32	32	13	13
21	13	13	13	13	81	81	32	32	32	32	13	13	81	81
22	81	32	32	41	13	13	81	13	13	13	81	81	46	46
23	77	41	41	32	32	32	13	81	81	81	46	46	51	51
24	32	25	25	25	25	25	46	46	46	46	51	51	18	18
25	25	18	18	18	46	46	25	51	51	51	18	18		
26	41	46	46	46	18	18	18	18	18					
27	46	51	51	51	51	51								
28	18	71												

Final Result		
1	12 M. RINALDI	Laps 14
2	57 M. JONES	2.162
3	2 R. TAMBURINI	10.407
4	21 F. MARINO	11.050
5	23 F. SANDI	11.091
6	11 J. GUARNONI	15.729
7	70 L. VITALI	18.252
8	3 S. SUCHET	24.027
9	19 J. PUFFE	27.848
10	7 M. FRITZ	31.993
11	59 A. SCHACHT	32.255
12	5 M. FACCANI	33.937
13	90 T. FINSTERBUSCH	36.396
14	6 E. PUSCEDDU	42.509
15	41 F. D'ANNUNZIO	45.647
16	34 X. PINSACH	47.050
17	68 G. SCOTT	47.461
18	77 W. TESSELS	51.825
19	32 M. MOSER	52.837
20	13 F. SANCHIONI	55.228
21	81 A. BERNARDI	1'02.321
22	46 M. CUDEVILLE	1'15.384
23	51 E. VIONNET	1'16.535
24	18 R. CECCHINI	1'18.454
RET	54 T. RAZGATLIOGLU	2 Laps
RET	55 I. MYKHALCHYK	4 Laps
RET	25 W. SULIS	7 Laps
RET	71 M. SCHEIB	12 Laps

20/08/2017

These data/results cannot be reproduced, stored and/or transmitted in whole or in part by any manner of electronic, mechanical, photocopying, recording, broadcasting or otherwise now known or herein after developed without the previous express consent by the copyright owner, except for reproduction in daily press and regular printed publications on sale to the public within 60 days of the event related to those data/results and always provided that copyright symbol appears together as follows below.

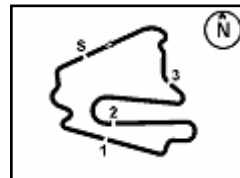
© DORNA WSBK ORGANIZATION Srl 2017

PIRELLI PERUGIA TIMING


Official Tyre Supplier



Official Timekeeper


German Round, 18-19-20 August 2017
Superstock 1000 - Lap Chart Race
Lap 1

1	23 F. Sandi (ITA)	
2	71 M. Scheib (CHI)	0.372
3	12 M. Rinaldi (ITA)	1.288
4	54 T. Razgatlioglu (TUR)	1.541
5	21 F. Marino (FRA)	2.267
6	70 L. Vitali (ITA)	2.315
7	2 R. Tamburini (ITA)	2.569
8	57 M. Jones (AUS)	2.946
9	7 M. Fritz (GER)	3.338
10	5 M. Faccani (ITA)	3.735
11	11 J. Guarnoni (FRA)	3.895
12	3 S. Suchet (SUI)	4.349
13	55 I. Mykhalchuk (UKR)	4.606
14	19 J. Puffe (GER)	5.100
15	6 E. Pusceddu (ITA)	5.480
16	51 E. Vionnet (SUI)	5.870
17	90 T. Finsterbusch (GER)	6.034
18	59 A. Schacht (DEN)	6.318
19	34 X. Pinsach (ESP)	6.996
20	68 G. Scott (AUS)	7.247
21	13 F. Sanchioni (ITA)	7.480
22	81 A. Bernardi (ITA)	7.755
23	77 W. Tessels (NED)	8.411
24	32 M. Moser (GER)	8.957
25	25 W. Sulis (ITA)	9.554
26	41 F. D'Annunzio (ITA)	9.768
27	46 M. Cudeville (FRA)	10.613
28	18 R. Cecchini (ITA)	10.698

Lap 2

1	23 F. Sandi (ITA)	
2	12 M. Rinaldi (ITA)	2.033
3	54 T. Razgatlioglu (TUR)	2.217
4	21 F. Marino (FRA)	3.546
5	57 M. Jones (AUS)	4.410
6	70 L. Vitali (ITA)	4.625
7	7 M. Fritz (GER)	4.698
8	2 R. Tamburini (ITA)	4.836
9	5 M. Faccani (ITA)	5.278
10	11 J. Guarnoni (FRA)	5.429
11	55 I. Mykhalchuk (UKR)	6.107
12	3 S. Suchet (SUI)	6.492
13	19 J. Puffe (GER)	7.902
14	6 E. Pusceddu (ITA)	8.364
15	59 A. Schacht (DEN)	9.522
16	90 T. Finsterbusch (GER)	9.658
17	34 X. Pinsach (ESP)	10.856
18	68 G. Scott (AUS)	11.290
19	77 W. Tessels (NED)	12.162
20	81 A. Bernardi (ITA)	12.453
21	13 F. Sanchioni (ITA)	12.890
22	32 M. Moser (GER)	13.363
23	41 F. D'Annunzio (ITA)	13.542
24	25 W. Sulis (ITA)	14.011
25	18 R. Cecchini (ITA)	14.642
26	46 M. Cudeville (FRA)	16.094
27	51 E. Vionnet (SUI)	36.078
28	71 M. Scheib (CHI)	41.436

Lap 3

1	23 F. Sandi (ITA)	
2	12 M. Rinaldi (ITA)	2.379
3	54 T. Razgatlioglu (TUR)	2.803
4	21 F. Marino (FRA)	4.236
5	57 M. Jones (AUS)	4.893
6	7 M. Fritz (GER)	5.648
7	70 L. Vitali (ITA)	6.048
8	2 R. Tamburini (ITA)	6.171
9	5 M. Faccani (ITA)	6.628
10	11 J. Guarnoni (FRA)	6.853
11	55 I. Mykhalchuk (UKR)	7.235
12	3 S. Suchet (SUI)	7.903
13	19 J. Puffe (GER)	10.142

14	6 E. Pusceddu (ITA)	10.350
15	90 T. Finsterbusch (GER)	12.012
16	59 A. Schacht (DEN)	12.145
17	34 X. Pinsach (ESP)	14.109
18	68 G. Scott (AUS)	14.417
19	77 W. Tessels (NED)	15.347
20	81 A. Bernardi (ITA)	15.644
21	13 F. Sanchioni (ITA)	16.620
22	32 M. Moser (GER)	16.937
23	41 F. D'Annunzio (ITA)	16.972
24	25 W. Sulis (ITA)	17.778
25	18 R. Cecchini (ITA)	18.558
26	46 M. Cudeville (FRA)	20.807
27	51 E. Vionnet (SUI)	39.509

Lap 4

1	23 F. Sandi (ITA)	
2	12 M. Rinaldi (ITA)	2.710
3	54 T. Razgatlioglu (TUR)	3.241
4	21 F. Marino (FRA)	4.810
5	57 M. Jones (AUS)	5.056
6	7 M. Fritz (GER)	6.513
7	70 L. Vitali (ITA)	6.840
8	2 R. Tamburini (ITA)	7.077
9	5 M. Faccani (ITA)	7.487
10	11 J. Guarnoni (FRA)	7.703
11	55 I. Mykhalchuk (UKR)	8.144
12	3 S. Suchet (SUI)	9.344
13	19 J. Puffe (GER)	12.759
14	6 E. Pusceddu (ITA)	13.833
15	59 A. Schacht (DEN)	14.830
16	90 T. Finsterbusch (GER)	15.189
17	34 X. Pinsach (ESP)	17.521
18	68 G. Scott (AUS)	17.766
19	77 W. Tessels (NED)	18.210
20	81 A. Bernardi (ITA)	19.549
21	13 F. Sanchioni (ITA)	20.581
22	41 F. D'Annunzio (ITA)	20.644
23	32 M. Moser (GER)	21.064
24	25 W. Sulis (ITA)	21.733
25	18 R. Cecchini (ITA)	22.136
26	46 M. Cudeville (FRA)	25.916
27	51 E. Vionnet (SUI)	42.670

Lap 5

1	23 F. Sandi (ITA)	
2	12 M. Rinaldi (ITA)	2.869
3	54 T. Razgatlioglu (TUR)	3.250
4	57 M. Jones (AUS)	5.174
5	21 F. Marino (FRA)	5.579
6	7 M. Fritz (GER)	7.175
7	70 L. Vitali (ITA)	8.027
8	2 R. Tamburini (ITA)	8.047
9	5 M. Faccani (ITA)	8.211
10	11 J. Guarnoni (FRA)	8.511
11	55 I. Mykhalchuk (UKR)	8.939
12	3 S. Suchet (SUI)	10.757
13	19 J. Puffe (GER)	14.712
14	6 E. Pusceddu (ITA)	16.257
15	59 A. Schacht (DEN)	16.656
16	90 T. Finsterbusch (GER)	17.085
17	34 X. Pinsach (ESP)	21.268
18	68 G. Scott (AUS)	21.442
19	77 W. Tessels (NED)	22.138
20	41 F. D'Annunzio (ITA)	22.995
21	81 A. Bernardi (ITA)	23.815
22	13 F. Sanchioni (ITA)	24.156
23	32 M. Moser (GER)	24.555
24	25 W. Sulis (ITA)	25.268
25	46 M. Cudeville (FRA)	31.997
26	18 R. Cecchini (ITA)	45.688
27	51 E. Vionnet (SUI)	46.480

Lap 6

1	23 F. Sandi (ITA)	
---	-------------------	--

2	12 M. Rinaldi (ITA)	2.791
3	54 T. Razgatlioglu (TUR)	3.239
4	57 M. Jones (AUS)	5.240
5	21 F. Marino (FRA)	6.133
6	7 M. Fritz (GER)	8.460
7	2 R. Tamburini (ITA)	8.918
8	5 M. Faccani (ITA)	9.439
9	70 L. Vitali (ITA)	9.784
10	11 J. Guarnoni (FRA)	9.924
11	55 I. Mykhalchuk (UKR)	10.212
12	3 S. Suchet (SUI)	12.457
13	19 J. Puffe (GER)	17.115
14	59 A. Schacht (DEN)	18.936
15	6 E. Pusceddu (ITA)	19.382
16	90 T. Finsterbusch (GER)	19.607
17	34 X. Pinsach (ESP)	25.024
18	68 G. Scott (AUS)	25.164
19	77 W. Tessels (NED)	25.471
20	41 F. D'Annunzio (ITA)	25.835
21	81 A. Bernardi (ITA)	27.996
22	13 F. Sanchioni (ITA)	28.152
23	32 M. Moser (GER)	28.391
24	25 W. Sulis (ITA)	32.441
25	46 M. Cudeville (FRA)	37.272
26	18 R. Cecchini (ITA)	50.176
27	51 E. Vionnet (SUI)	50.562

Lap 7

1	23 F. Sandi (ITA)	
2	12 M. Rinaldi (ITA)	2.185
3	54 T. Razgatlioglu (TUR)	2.417
4	57 M. Jones (AUS)	4.429
5	21 F. Marino (FRA)	6.120
6	2 R. Tamburini (ITA)	9.029
7	7 M. Fritz (GER)	9.541
8	5 M. Faccani (ITA)	9.934
9	70 L. Vitali (ITA)	9.996
10	11 J. Guarnoni (FRA)	10.116
11	55 I. Mykhalchuk (UKR)	10.603
12	3 S. Suchet (SUI)	13.479
13	19 J. Puffe (GER)	18.683
14	59 A. Schacht (DEN)	20.357
15	90 T. Finsterbusch (GER)	21.380
16	6 E. Pusceddu (ITA)	21.725
17	34 X. Pinsach (ESP)	27.928
18	77 W. Tessels (NED)	28.303
19	68 G. Scott (AUS)	28.590
20	41 F. D'Annunzio (ITA)	28.737
21	32 M. Moser (GER)	31.651
22	81 A. Bernardi (ITA)	32.291
23	13 F. Sanchioni (ITA)	32.399
24	46 M. Cudeville (FRA)	41.750
25	25 W. Sulis (ITA)	52.571
26	18 R. Cecchini (ITA)	53.274
27	51 E. Vionnet (SUI)	53.396

Lap 8

1	23 F. Sandi (ITA)	
2	12 M. Rinaldi (ITA)	2.129
3	54 T. Razgatlioglu (TUR)	2.266
4	57 M. Jones (AUS)	4.186
5	21 F. Marino (FRA)	6.695
6	2 R. Tamburini (ITA)	9.378
7	70 L. Vitali (ITA)	10.752
8	11 J. Guarnoni (FRA)	11.146
9	55 I. Mykhalchuk (UKR)	11.475
10	3 S. Suchet (SUI)	14.893
11	19 J. Puffe (GER)	20.094
12	59 A. Schacht (DEN)	21.852
13	90 T. Finsterbusch (GER)	23.921
14	6 E. Pusceddu (ITA)	24.253
15	7 M. Fritz (GER)	26.139
16	5 M. Faccani (ITA)	29.512
17	77 W. Tessels (NED)	31.229
18	34 X. Pinsach (ESP)	31.490

19	41 F. D'Annunzio (ITA)	31.719
20	68 G. Scott (AUS)	32.169
21	32 M. Moser (GER)	34.923
22	13 F. Sanchioni (ITA)	35.981
23	81 A. Bernardi (ITA)	36.542
24	46 M. Cudeville (FRA)	46.100
25	51 E. Vionnet (SUI)	56.267
26	18 R. Cecchini (ITA)	57.323

Lap 9

1	23 F. Sandi (ITA)	
2	12 M. Rinaldi (ITA)	1.963
3	54 T. Razgatlioglu (TUR)	2.168
4	57 M. Jones (AUS)	3.853
5	21 F. Marino (FRA)	7.098
6	2 R. Tamburini (ITA)	9.621
7	70 L. Vitali (ITA)	11.640
8	11 J. Guarnoni (FRA)	11.760
9	55 I. Mykhalchuk (UKR)	12.607
10	3 S. Suchet (SUI)	16.421
11	19 J. Puffe (GER)	21.577
12	59 A. Schacht (DEN)	23.516
13	90 T. Finsterbusch (GER)	26.079
14	6 E. Pusceddu (ITA)	27.016
15	7 M. Fritz (GER)	27.659
16	5 M. Faccani (ITA)	32.016
17	77 W. Tessels (NED)	34.033
18	34 X. Pinsach (ESP)	34.295
19	41 F. D'Annunzio (ITA)	34.549
20	68 G. Scott (AUS)	35.002
21	32 M. Moser (GER)	38.448
22	13 F. Sanchioni (ITA)	39.305
23	81 A. Bernardi (ITA)	40.410
24	46 M. Cudeville (FRA)	50.712
25	51 E. Vionnet (SUI)	59.619
26	18 R. Cecchini (ITA)	1'01.194

Lap 10

1	23 F. Sandi (ITA)	
2	12 M. Rinaldi (ITA)	1.573
3	54 T. Razgatlioglu (TUR)	1.865
4	57 M. Jones (AUS)	3.595
5	21 F. Marino (FRA)	7.592
6	2 R. Tamburini (ITA)	9.588
7	11 J. Guarnoni (FRA)	12.729
8	55 I. Mykhalchuk (UKR)	13.335
9	70 L. Vitali (ITA)	13.619
10	3 S. Suchet (SUI)	17.876
11	19 J. Puffe (GER)	22.949
12	59 A. Schacht (DEN)	25.418
13	90 T. Finsterbusch (GER)	28.042
14	7 M. Fritz (GER)	28.462
15	6 E. Pusceddu (ITA)	29.727
16	5 M. Faccani (ITA)	32.643
17	77 W. Tessels (NED)	36.926
18	41 F. D'Annunzio (ITA)	36.933
19	34 X. Pinsach (ESP)	37.248
20	68 G. Scott (AUS)	37.635
21	32 M. Moser (GER)	41.910
22	13 F. Sanchioni (ITA)	42.186
23	81 A. Bernardi (ITA)	44.254
24	46 M. Cudeville (FRA)	54.886
25	51 E. Vionnet (SUI)	1'03.180
26	18 R. Cecchini (ITA)	1'04.534

Lap 11

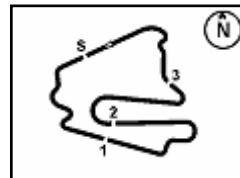
1	23 F. Sandi (ITA)	
2	12 M. Rinaldi (ITA)	1.203
3	54 T. Razgatlioglu (TUR)	1.329
4	57 M. Jones (AUS)	2.807
5	21 F. Marino (FRA)	8.211
6	2 R. Tamburini (ITA)	9.673
7	11 J. Guarnoni (FRA)	13.504
8	70 L. Vitali (ITA)	14.219
9	3 S. Suchet (SUI)	19.003

20/08/2017

These data/results cannot be reproduced, stored and/or transmitted in whole or in part by any manner of electronic, mechanical, photocopying, recording, broadcasting or otherwise now known or herein after developed without the previous express consent by the copyright owner, except for reproduction in daily press and regular printed publications on sale to the public within 60 days of the event related to those data/results and always provided that copyright symbol appears together as follows below.

© DORNA WSBK ORGANIZATION Srl 2017




German Round, 18-19-20 August 2017
Superstock 1000 - Lap Chart Race

10	19 J.Puffe (GER)	24.124	5	23 F.Sandi (ITA)	11.091
11	59 A.Schacht (DEN)	27.108	6	11 J.Guarnoni (FRA)	15.729
12	7 M.Fritz (GER)	29.568	7	70 L.Vitali (ITA)	18.252
13	90 T.Finsterbusch (GER)	30.421	8	3 S.Suchet (SUI)	24.027
14	6 E.Pusceddu (ITA)	32.401	9	19 J.Puffe (GER)	27.848
15	5 M.Faccani (ITA)	33.008	10	7 M.Fritz (GER)	31.993
16	41 F.D'Annunzio (ITA)	39.127	11	59 A.Schacht (DEN)	32.255
17	34 X.Pinsach (ESP)	39.756	12	5 M.Faccani (ITA)	33.937
18	77 W.Tessels (NED)	40.487	13	90 T.Finsterbusch (GER)	36.396
19	68 G.Scott (AUS)	40.719	14	6 E.Pusceddu (ITA)	42.509
20	32 M.Moser (GER)	45.503	15	41 F.D'Annunzio (ITA)	45.647
21	13 F.Sanchioni (ITA)	45.861	16	34 X.Pinsach (ESP)	47.050
22	81 A.Bernardi (ITA)	48.596	17	68 G.Scott (AUS)	47.461
23	46 M.Cudeville (FRA)	58.939	18	77 W.Tessels (NED)	51.825
24	51 E.Vionnet (SUI)	1'06.569	19	32 M.Moser (GER)	52.837
25	18 R.Cecchini (ITA)	1'07.961	20	13 F.Sanchioni (ITA)	55.228
			21	81 A.Bernardi (ITA)	1'02.321
			22	46 M.Cudeville (FRA)	1'15.384
			23	51 E.Vionnet (SUI)	1'16.535
			24	18 R.Cecchini (ITA)	1'18.454

Lap 12

1	23 F.Sandi (ITA)	0.375
2	12 M.Rinaldi (ITA)	0.468
3	54 T.Razgatlioglu (TUR)	2.535
4	57 M.Jones (AUS)	8.534
5	21 F.Marino (FRA)	9.269
6	2 R.Tamburini (ITA)	14.022
7	11 J.Guarnoni (FRA)	14.795
8	70 L.Vitali (ITA)	20.117
9	3 S.Suchet (SUI)	24.888
10	19 J.Puffe (GER)	28.725
11	59 A.Schacht (DEN)	30.117
12	7 M.Fritz (GER)	31.846
13	90 T.Finsterbusch (GER)	32.603
14	5 M.Faccani (ITA)	35.181
15	6 E.Pusceddu (ITA)	41.085
16	41 F.D'Annunzio (ITA)	41.883
17	34 X.Pinsach (ESP)	42.855
18	68 G.Scott (AUS)	43.682
19	77 W.Tessels (NED)	47.842
20	32 M.Moser (GER)	48.295
21	13 F.Sanchioni (ITA)	52.644
22	81 A.Bernardi (ITA)	1'03.365
23	46 M.Cudeville (FRA)	1'09.505
24	51 E.Vionnet (SUI)	1'11.049
25	18 R.Cecchini (ITA)	

Lap 13

1	12 M.Rinaldi (ITA)	
2	57 M.Jones (AUS)	1.986
3	21 F.Marino (FRA)	9.437
4	2 R.Tamburini (ITA)	9.638
5	23 F.Sandi (ITA)	11.314
6	11 J.Guarnoni (FRA)	14.429
7	70 L.Vitali (ITA)	16.099
8	3 S.Suchet (SUI)	21.634
9	19 J.Puffe (GER)	26.029
10	59 A.Schacht (DEN)	30.151
11	7 M.Fritz (GER)	30.664
12	5 M.Faccani (ITA)	33.145
13	90 T.Finsterbusch (GER)	33.814
14	6 E.Pusceddu (ITA)	37.682
15	41 F.D'Annunzio (ITA)	43.208
16	34 X.Pinsach (ESP)	44.216
17	68 G.Scott (AUS)	44.752
18	77 W.Tessels (NED)	47.328
19	32 M.Moser (GER)	50.389
20	13 F.Sanchioni (ITA)	51.544
21	81 A.Bernardi (ITA)	57.001
22	46 M.Cudeville (FRA)	1'10.220
23	51 E.Vionnet (SUI)	1'12.709
24	18 R.Cecchini (ITA)	1'14.578

Lap 14

1	12 M.Rinaldi (ITA)	
2	57 M.Jones (AUS)	2.162
3	2 R.Tamburini (ITA)	10.407
4	21 F.Marino (FRA)	11.050

20/08/2017

These data/results cannot be reproduced, stored and/or transmitted in whole or in part by any manner of electronic, mechanical, photocopying, recording, broadcasting or otherwise now known or herein after developed without the previous express consent by the copyright owner, except for reproduction in daily press and regular printed publications on sale to the public within 60 days of the event related to those data/results and always provided that copyright symbol appears together as follows below.

© DORNA WSBK ORGANIZATION Srl 2017



7.3
STK1000
120/06

German Round, 18-19-20 August 2017

Superstock 1000 - Best Sector & Speed Race

Lausitzring 4.265 m

RESULTS

1	12 M. RINALDI	Ducati Panigale R	Laps 14
2	57 M. JONES	Ducati Panigale R	2.162
3	2 R. TAMBURINI	Yamaha YZF R1	10.407
4	21 F. MARINO	Yamaha YZF R1	11.050
5	23 F. SANDI	BMW S 1000 RR	11.091
6	11 J. GUARNONI	Kawasaki ZX-10RR	15.729
7	70 L. VITALI	Aprilia RSV4 RF	18.252
8	3 S. SUCHET	BMW S 1000 RR	24.027
9	19 J. PUFFE	BMW S 1000 RR	27.848
10	7 M. FRITZ	Yamaha YZF R1	31.993
11	59 A. SCHACHT	Ducati Panigale R	32.255
12	5 M. FACCANI	BMW S 1000 RR	33.937
13	90 T. FINSTERBUSCH	Kawasaki ZX-10RR	36.396
14	6 E. PUSCEDDU	BMW S 1000 RR	42.509
15	41 F. D'ANNUNZIO	BMW S 1000 RR	45.647
16	34 X. PINSACH	Kawasaki ZX-10RR	47.050
17	68 G. SCOTT	Kawasaki ZX-10RR	47.461
18	77 W. TESSELS	Kawasaki ZX-10RR	51.825
19	32 M. MOSER	Kawasaki ZX-10RR	52.837
20	13 F. SANCHIONI	BMW S 1000 RR	55.228
21	81 A. BERNARDI	Yamaha YZF R1	1'02.321
22	46 M. CUDEVILLE	Kawasaki ZX-10RR	1'15.384
23	51 E. VIONNET	BMW S 1000 RR	1'16.535
24	18 R. CECCHINI	BMW S 1000 RR	1'18.454
RET	54 T. RAZGATLIOGLU	Kawasaki ZX-10RR	2 Laps
RET	55 I. MYKHALCHYK	Kawasaki ZX-10RR	4 Laps
RET	25 W. SULIS	Yamaha YZF R1	7 Laps
RET	71 M. SCHEIB	Aprilia RSV4 RF	12 Laps

SPEED

1	54 T. RAZGATLIOGLU	Kawasaki ZX-10RR	279.1
2	5 M. FACCANI	BMW S 1000 RR	277.0
3	51 E. VIONNET	BMW S 1000 RR	276.2
4	2 R. TAMBURINI	Yamaha YZF R1	275.5
5	57 M. JONES	Ducati Panigale R	274.8
6	11 J. GUARNONI	Kawasaki ZX-10RR	274.8
7	34 X. PINSACH	Kawasaki ZX-10RR	274.8
8	12 M. RINALDI	Ducati Panigale R	274.8
9	3 S. SUCHET	BMW S 1000 RR	274.1
10	21 F. MARINO	Yamaha YZF R1	273.4
11	19 J. PUFFE	BMW S 1000 RR	273.4
12	70 L. VITALI	Aprilia RSV4 RF	273.4
13	7 M. FRITZ	Yamaha YZF R1	273.4
14	23 F. SANDI	BMW S 1000 RR	272.7
15	55 I. MYKHALCHYK	Kawasaki ZX-10RR	272.1
16	13 F. SANCHIONI	BMW S 1000 RR	270.7
17	41 F. D'ANNUNZIO	BMW S 1000 RR	270.0
18	18 R. CECCHINI	BMW S 1000 RR	269.3
19	68 G. SCOTT	Kawasaki ZX-10RR	269.3
20	90 T. FINSTERBUSCH	Kawasaki ZX-10RR	269.3
21	71 M. SCHEIB	Aprilia RSV4 RF	268.7
22	6 E. PUSCEDDU	BMW S 1000 RR	268.7
23	25 W. SULIS	Yamaha YZF R1	268.7
24	59 A. SCHACHT	Ducati Panigale R	268.0
25	77 W. TESSELS	Kawasaki ZX-10RR	267.3
26	81 A. BERNARDI	Yamaha YZF R1	266.7
27	46 M. CUDEVILLE	Kawasaki ZX-10RR	265.3
28	32 M. MOSER	Kawasaki ZX-10RR	263.4

SEG. 1

1	23 F. SANDI	26.292
2	12 M. RINALDI	26.335
3	57 M. JONES	26.352
4	71 M. SCHEIB	26.366
5	21 F. MARINO	26.464
6	54 T. RAZGATLIOGLU	26.485
7	55 I. MYKHALCHYK	26.543
8	7 M. FRITZ	26.587
9	2 R. TAMBURINI	26.588
10	5 M. FACCANI	26.602
11	70 L. VITALI	26.677
12	11 J. GUARNONI	26.686
13	3 S. SUCHET	26.800
14	6 E. PUSCEDDU	26.834
15	59 A. SCHACHT	26.841
16	19 J. PUFFE	26.907
17	90 T. FINSTERBUSCH	26.951
18	41 F. D'ANNUNZIO	27.062
19	77 W. TESSELS	27.066
20	81 A. BERNARDI	27.149
21	68 G. SCOTT	27.166
22	32 M. MOSER	27.210
23	34 X. PINSACH	27.235
24	18 R. CECCHINI	27.302
25	13 F. SANCHIONI	27.325
26	51 E. VIONNET	27.346
27	25 W. SULIS	27.443
28	46 M. CUDEVILLE	27.648

SEG. 2

1	54 T. RAZGATLIOGLU	30.616
2	12 M. RINALDI	30.631
3	57 M. JONES	30.671
4	23 F. SANDI	30.689
5	2 R. TAMBURINI	30.718
6	5 M. FACCANI	30.803
7	71 M. SCHEIB	30.845
8	11 J. GUARNONI	30.859
9	21 F. MARINO	30.864
10	7 M. FRITZ	30.921
11	70 L. VITALI	30.930
12	55 I. MYKHALCHYK	31.047
13	3 S. SUCHET	31.069
14	6 E. PUSCEDDU	31.230
15	19 J. PUFFE	31.289
16	59 A. SCHACHT	31.312
17	90 T. FINSTERBUSCH	31.314
18	41 F. D'ANNUNZIO	31.455
19	34 X. PINSACH	31.470
20	51 E. VIONNET	31.498
21	68 G. SCOTT	31.546
22	32 M. MOSER	31.609
23	81 A. BERNARDI	31.624
24	77 W. TESSELS	31.643
25	13 F. SANCHIONI	31.668
26	46 M. CUDEVILLE	31.715
27	18 R. CECCHINI	31.767
28	25 W. SULIS	31.807

SEG. 3

1	57 M. JONES	22.182
2	23 F. SANDI	22.247
3	71 M. SCHEIB	22.251
4	54 T. RAZGATLIOGLU	22.251
5	70 L. VITALI	22.270
6	12 M. RINALDI	22.272
7	55 I. MYKHALCHYK	22.359
8	21 F. MARINO	22.369
9	7 M. FRITZ	22.376
10	2 R. TAMBURINI	22.379
11	11 J. GUARNONI	22.451
12	3 S. SUCHET	22.470
13	5 M. FACCANI	22.484
14	19 J. PUFFE	22.649
15	59 A. SCHACHT	22.693
16	90 T. FINSTERBUSCH	22.751
17	6 E. PUSCEDDU	22.829
18	32 M. MOSER	22.850
19	13 F. SANCHIONI	22.866
20	51 E. VIONNET	22.878
21	68 G. SCOTT	22.895
22	41 F. D'ANNUNZIO	22.901
23	77 W. TESSELS	22.903
24	18 R. CECCHINI	23.037
25	34 X. PINSACH	23.055
26	25 W. SULIS	23.135
27	81 A. BERNARDI	23.143
28	46 M. CUDEVILLE	23.382

SEG. 4

1	23 F. SANDI	19.069
2	54 T. RAZGATLIOGLU	19.193
3	71 M. SCHEIB	19.259
4	12 M. RINALDI	19.265
5	2 R. TAMBURINI	19.339
6	57 M. JONES	19.357
7	11 J. GUARNONI	19.361
8	21 F. MARINO	19.373
9	70 L. VITALI	19.384
10	55 I. MYKHALCHYK	19.398
11	5 M. FACCANI	19.399
12	3 S. SUCHET	19.434
13	7 M. FRITZ	19.445
14	19 J. PUFFE	19.486
15	41 F. D'ANNUNZIO	19.649
16	34 X. PINSACH	19.650
17	59 A. SCHACHT	19.653
18	90 T. FINSTERBUSCH	19.678
19	51 E. VIONNET	19.686
20	68 G. SCOTT	19.764
21	6 E. PUSCEDDU	19.778
22	13 F. SANCHIONI	19.844
23	25 W. SULIS	19.845
24	32 M. MOSER	19.898
25	77 W. TESSELS	19.910
26	18 R. CECCHINI	19.931
27	81 A. BERNARDI	19.981
28	46 M. CUDEVILLE	20.073

20/08/2017

These data/results cannot be reproduced, stored and/or transmitted in whole or in part by any manner of electronic, mechanical, photocopying, recording, broadcasting or otherwise now known or herein after developed without the previous express consent by the copyright owner, except for reproduction in daily press and regular printed publications on sale to the public within 60 days of the event related to those data/results and always provided that copyright symbol appears together as follows below.

© DORNA WSBK ORGANIZATION Srl 2017

FICR PERUGIA TIMING



Official Tyre Supplier

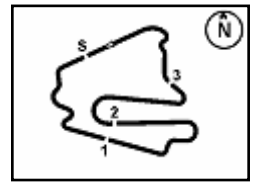


Official Timekeeper



7.4

STK1000
120/06



Lausitzring 4.265 m

German Round, 18-19-20 August 2017

Superstock 1000 - Chronological Analysis Race

Start at 15:15'43.073

1 / 4

12 M. RINALDI (1'38.738)							
Lap	Seg.1	Seg.2	Seg.3	Seg.4	Lap Time	km/h	Local Time
1		30.838	22.733	19.400	1'45.025		15:17'28.098
2	26.502	30.929	22.422	19.406	1'39.259	273,4	15:19'07.357
3	26.576	30.757	22.514	19.265	1'39.112	270,7	15:20'46.469
4	26.443	30.920	22.272	19.433	1'39.068	271,4	15:22'25.537
5	26.462	30.962	22.359	19.297	1'39.080	270,0	15:24'04.617
6	26.365	30.672	22.328	19.373	1'38.738	270,7	15:25'43.355
7	26.428	30.744	22.290	19.375	1'38.837	271,4	15:27'22.192
8	26.415	30.714	22.496	19.464	1'39.089	272,1	15:29'01.281
9	26.459	30.734	22.272	19.512	1'38.977	272,1	15:30'40.258
10	26.402	30.835	22.324	19.344	1'38.905	272,7	15:32'19.163
11	26.503	30.839	22.426	19.365	1'39.133	272,7	15:33'58.296
12	26.501	30.751	22.370	19.356	1'38.978	273,4	15:35'37.274
13	26.675	30.926	22.449	19.292	1'39.342	274,8	15:37'16.616
14	26.335	30.631	22.461	19.814	1'39.241	270,0	15:38'55.857

57 M. JONES (1'38.632)							
Lap	Seg.1	Seg.2	Seg.3	Seg.4	Lap Time	km/h	Local Time
1		31.326	22.936	19.520	1'46.683		15:17'29.756
2	26.770	30.822	22.440	19.946	1'39.978	274,8	15:19'09.734
3	26.518	30.750	22.448	19.533	1'39.249	271,4	15:20'48.983
4	26.374	30.740	22.329	19.457	1'38.900	271,4	15:22'27.883
5	26.485	30.874	22.227	19.453	1'39.039	273,4	15:24'06.922
6	26.396	30.758	22.283	19.445	1'38.882	268,7	15:25'45.804
7	26.352	30.671	22.182	19.427	1'38.632	270,0	15:27'24.436
8	26.376	30.830	22.339	19.357	1'38.902	270,7	15:29'03.338
9	26.489	30.711	22.212	19.398	1'38.810	270,0	15:30'42.148
10	26.418	30.806	22.250	19.563	1'39.037	272,1	15:32'21.185
11	26.381	30.709	22.240	19.386	1'38.716	271,4	15:33'59.901
12	26.865	30.790	22.330	19.548	1'39.533	272,1	15:35'39.434
13	26.522	30.698	22.519	19.429	1'39.168	271,4	15:37'18.602
14	26.452	30.855	22.424	19.686	1'39.417	270,7	15:38'58.019

2 R. TAMBURINI (1'39.262)							
Lap	Seg.1	Seg.2	Seg.3	Seg.4	Lap Time	km/h	Local Time
1		31.303	22.461	19.434	1'46.306		15:17'29.379
2	26.846	31.361	22.964	19.610	1'40.781	270,7	15:19'10.160
3	27.111	31.019	22.497	19.474	1'40.101	268,0	15:20'50.261
4	26.769	30.975	22.509	19.390	1'39.643	272,7	15:22'29.904
5	26.636	31.037	22.594	19.624	1'39.891	275,5	15:24'09.795
6	26.603	31.138	22.546	19.400	1'39.687	272,7	15:25'49.482
7	26.588	30.984	22.552	19.430	1'39.554	274,8	15:27'29.036
8	26.617	30.946	22.580	19.351	1'39.494	270,7	15:29'08.530
9	26.628	30.963	22.456	19.339	1'39.386	271,4	15:30'47.916
10	26.636	30.718	22.471	19.437	1'39.262	272,7	15:32'27.178
11	26.752	30.992	22.468	19.376	1'39.588	271,4	15:34'06.766
12	26.676	30.974	22.379	19.373	1'39.402	274,1	15:35'46.168
13	26.691	30.990	22.991	19.414	1'40.086	274,8	15:37'26.254
14	26.929	31.012	22.585	19.484	1'40.010	272,1	15:39'06.264

21 F. MARINO (1'39.311)							
Lap	Seg.1	Seg.2	Seg.3	Seg.4	Lap Time	km/h	Local Time
1		31.229	22.651	19.654	1'46.004		15:17'29.077
2	26.744	31.134	22.542	19.373	1'39.793	271,4	15:19'08.870
3	26.651	30.864	22.516	19.425	1'39.456	271,4	15:20'48.326
4	26.464	30.969	22.369	19.509	1'39.311	271,4	15:22'27.637
5	26.497	31.191	22.483	19.519	1'39.690	270,7	15:24'07.327
6	26.534	30.892	22.429	19.515	1'39.370	273,4	15:25'46.697
7	26.589	30.887	22.425	19.529	1'39.430	272,1	15:27'26.127
8	26.630	30.947	22.573	19.570	1'39.720	272,7	15:29'05.847
9	26.642	30.942	22.434	19.528	1'39.546	272,1	15:30'45.393
10	26.592	30.952	22.615	19.630	1'39.789	272,7	15:32'25.182
11	26.864	31.175	22.417	19.666	1'40.122	273,4	15:34'05.304
12	26.816	31.094	22.588	19.631	1'40.129	271,4	15:35'45.433

13	27.086	31.057	22.807	19.670	1'40.620	272,1	15:37'26.053
14	26.983	31.447	22.769	19.655	1'40.854	270,7	15:39'06.907

23 F. SANDI (1'38.514)							
Lap	Seg.1	Seg.2	Seg.3	Seg.4	Lap Time	km/h	Local Time
1		31.043	22.455	19.087	1'43.737		15:17'26.810
2	26.383	30.689	22.373	19.069	1'38.514	270,0	15:19'05.324
3	26.451	30.694	22.328	19.293	1'38.766	270,0	15:20'44.090
4	26.292	30.745	22.444	19.256	1'38.737	268,7	15:22'22.827
5	26.390	30.800	22.424	19.307	1'38.921	268,7	15:24'01.748
6	26.436	30.929	22.247	19.204	1'38.816	267,3	15:25'40.564
7	26.753	30.985	22.421	19.284	1'39.443	268,7	15:27'20.007
8	26.452	30.968	22.344	19.381	1'39.145	269,3	15:28'59.152
9	26.447	30.883	22.525	19.288	1'39.143	271,4	15:30'38.295
10	26.556	30.968	22.366	19.405	1'39.295	268,7	15:32'17.590
11	26.504	31.059	22.589	19.351	1'39.503	270,7	15:33'57.093
12	26.651	31.251	22.482	19.422	1'39.806	270,0	15:35'36.899
13	26.828	31.043	33.442	19.718	1'51.031	270,7	15:37'27.930
14	26.646	30.714	22.276	19.382	1'39.018	272,7	15:39'06.948

11 J. GUARNONI (1'39.587)							
Lap	Seg.1	Seg.2	Seg.3	Seg.4	Lap Time	km/h	Local Time
1		31.536	23.001	19.514	1'47.632		15:17'30.705
2	26.836	31.029	22.636	19.547	1'40.048	274,8	15:19'10.753
3	26.922	31.241	22.664	19.363	1'40.190	266,7	15:20'50.943
4	26.722	30.910	22.528	19.427	1'39.587	272,7	15:22'30.530
5	26.801	30.859	22.699	19.370	1'39.729	263,4	15:24'10.259
6	27.021	31.180	22.567	19.461	1'40.229	268,7	15:25'50.488
7	26.686	30.964	22.624	19.361	1'39.635	270,7	15:27'30.123
8	26.963	31.019	22.738	19.455	1'40.175	268,0	15:29'10.298
9	26.714	31.197	22.451	19.395	1'39.757	272,1	15:30'50.055
10	27.116	30.949	22.517	19.682	1'40.264	272,1	15:32'30.319
11	26.902	31.053	22.596	19.727	1'40.278	270,0	15:34'10.597
12	26.836	31.263	22.649	19.576	1'40.324	270,0	15:35'50.921
13	26.730	31.029	22.747	19.618	1'40.124	271,4	15:37'31.045
14	26.846	31.138	22.872	19.685	1'40.541	272,1	15:39'11.586

70 L. VITALI (1'39.529)							
Lap	Seg.1	Seg.2	Seg.3	Seg.4	Lap Time	km/h	Local Time
1		31.353	22.552	19.507	1'46.052		15:17'29.125
2	26.966	31.338	22.678	19.842	1'40.824	264,0	15:19'09.949
3	27.160	30.946	22.558	19.525	1'40.189	273,4	15:20'50.138
4	26.731	30.973	22.441	19.384	1'39.529	268,7	15:22'29.667
5	26.677	31.067	22.543	19.821	1'40.108	271,4	15:24'09.775
6	27.368	31.035	22.578	19.592	1'40.573	264,0	15:25'50.348
7	26.684	31.040	22.270	19.661	1'39.655	271,4	15:27'30.003
8	26.985	30.930	22.430	19.556	1'39.901	266,7	15:29'09.904
9	26.822	31.120	22.368	19.721	1'40.031	269,3	15:30'49.935
10	27.532	31.285	22.845	19.612	1'41.274	266,7	15:32'31.209
11	26.751	31.221	22.540	19.591	1'40.103	272,1	15:34'11.312
12	27.036	31.136	22.566	19.644	1'40.382	266,7	15:35'51.694
13	26.982	31.215	22.866	19.958	1'41.021	268,7	15:37'32.715
14	27.090	31.487	22.923	19.894	1'41.394	268,0	15:39'14.109

3 S. SUCHET (1'40.177)							
Lap	Seg.1	Seg.2	Seg.3	Seg.4	Lap Time	km/h	Local Time
1		31.530	23.027	19.728	1'48.086		15:17'31.159
2	27.034	31.564	22.625	19.434	1'40.657	274,1	15:19'11.816
3	26.837	31.069	22.703	19.568	1'40.177	274,1	15:20'51.993
4	26.800	31.231	22.546	19.601	1'40.178	271,4	15:22'32.171
5	26.943	31.319	22.470	19.602	1'40.334	270,0	15:24'12.505
6	26.969	31.351	22.563	19.633	1'40.516	268,7	15:25'53.021
7	26.885	31.383	22.531	19.666	1'40.465	270,7	15:27'33.486
8	26.995	31.516	22.509	19.539	1'40.559	270,0	15:29'14.045
9	27.008	31.540	22.537	19.586	1'40.671	271,4	15:30'54.716
10	26.959	31.542	22.619	19.630	1'40.750	270,7	15:32'35.466

20/08/2017

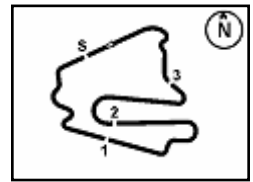
P = Pits In/Out - C = Lap-Time Cancelled

These data/results cannot be reproduced, stored and/or transmitted in whole or in part by any manner of electronic, mechanical, photocopying, recording, broadcasting or otherwise now known or herein after developed without the previous express consent by the copyright owner, except for reproduction in daily press and regular printed publications on sale to the public within 60 days of the event related to those data/results and always provided that



7.4

STK1000
120/06



Lausitzring 4.265 m

German Round, 18-19-20 August 2017

Superstock 1000 - Chronological Analysis Race

Start at 15:15'43.073

2 / 4

11	27.030	31.333	22.640	19.627	1'40.630	270,7	15:34'16.096	9	28.185	31.145	22.716	19.601	1'41.647	261,5	15:31'10.311
12	27.051	31.421	22.737	19.711	1'40.920	270,0	15:35'57.016	10	26.875	30.887	22.675	19.485	1'39.922	268,7	15:32'50.233
13	26.977	31.580	22.885	19.792	1'41.234	269,3	15:37'38.250	11	26.602	30.966	22.856	19.444	1'39.868	273,4	15:34'30.101
14	27.252	31.660	22.907	19.815	1'41.634	270,7	15:39'19.884	12	26.705	30.803	22.494	19.399	1'39.401	275,5	15:36'09.502

19 J. PUFFE (1'40.556)

Lap	Seg.1	Seg.2	Seg.3	Seg.4	Lap Time	km/h	Local Time
1		31.845	22.937	19.655	1'48.837		15:17'31.910
2	27.161	31.652	22.991	19.512	1'41.316	273,4	15:19'13.226
3	26.910	31.393	22.918	19.785	1'41.006	271,4	15:20'54.232
4	27.486	31.567	22.657	19.644	1'41.354	269,3	15:22'35.586
5	26.960	31.514	22.787	19.613	1'40.874	268,7	15:24'16.460
6	27.216	31.547	22.764	19.692	1'41.219	268,7	15:25'57.679
7	27.107	31.562	22.741	19.601	1'41.011	264,0	15:27'38.690
8	26.966	31.296	22.712	19.582	1'40.556	269,3	15:29'19.246
9	26.969	31.328	22.712	19.617	1'40.626	268,7	15:30'59.872
10	27.009	31.409	22.649	19.600	1'40.667	268,7	15:32'40.539
11	26.976	31.323	22.838	19.541	1'40.678	270,0	15:34'21.217
12	26.970	31.289	22.825	19.486	1'40.570	270,0	15:36'01.787
13	26.907	31.350	23.071	19.530	1'40.858	269,3	15:37'42.645
14	27.017	31.489	22.839	19.715	1'41.060	270,7	15:39'23.705

7 M. FRITZ (1'39.583)

Lap	Seg.1	Seg.2	Seg.3	Seg.4	Lap Time	km/h	Local Time
1		31.532	22.653	19.600	1'47.075		15:17'30.148
2	26.713	31.071	22.476	19.614	1'39.874	270,7	15:19'10.022
3	26.846	30.921	22.504	19.445	1'39.716	273,4	15:20'49.738
4	26.587	31.084	22.376	19.555	1'39.602	267,3	15:22'29.340
5	26.637	31.062	22.376	19.508	1'39.583	267,3	15:24'08.923
6	26.736	31.383	22.501	19.481	1'40.101	266,7	15:25'49.024
7	26.828	31.463	22.563	19.670	1'40.524	268,0	15:27'29.548
8	26.756	31.179			1'55.743	269,3	15:29'25.291
9	27.262	31.216	22.663	19.522	1'40.663	266,7	15:31'05.954
10	26.818	31.145	22.592	19.543	1'40.098	268,0	15:32'46.052
11	26.967	31.449	22.575	19.618	1'40.609	271,4	15:34'26.661
12	26.929	31.213	22.590	19.623	1'40.355	268,7	15:36'07.016
13	26.867	31.209	22.629	19.559	1'40.264	269,3	15:37'47.280
14	26.945	31.319	22.552	19.754	1'40.570	270,0	15:39'27.850

59 A. SCHACHT (1'40.640)

Lap	Seg.1	Seg.2	Seg.3	Seg.4	Lap Time	km/h	Local Time
1		31.694	23.473	19.897	1'50.055		15:17'33.128
2	27.272	31.686	22.928	19.832	1'41.718	266,7	15:19'14.846
3	27.142	31.495	23.012	19.740	1'41.389	264,7	15:20'56.235
4	27.420	31.537	22.794	19.671	1'41.422	268,0	15:22'37.657
5	26.886	31.435	22.773	19.653	1'40.747	264,0	15:24'18.404
6	26.841	31.551	22.755	19.949	1'41.096	265,3	15:25'59.500
7	26.910	31.526	22.743	19.685	1'40.864	263,4	15:27'40.364
8	26.903	31.312	22.693	19.732	1'40.640	264,0	15:29'21.006
9	26.857	31.495	22.755	19.700	1'40.807	264,0	15:31'01.811
10	26.990	31.632	22.863	19.712	1'41.197	264,7	15:32'43.008
11	27.002	31.629	22.796	19.766	1'41.193	264,0	15:34'24.201
12	27.100	31.664	22.823	19.836	1'41.423	263,4	15:36'05.624
13	26.896	31.551	22.897	19.799	1'41.143	264,0	15:37'46.767
14	26.965	31.550	23.003	19.827	1'41.345	264,0	15:39'28.112

5 M. FACCANI (1'39.401)

Lap	Seg.1	Seg.2	Seg.3	Seg.4	Lap Time	km/h	Local Time
1		31.469	22.982	19.506	1'47.472		15:17'30.545
2	26.769	30.939	22.715	19.634	1'40.057	277,0	15:19'10.602
3	27.146	30.984	22.558	19.428	1'40.116	275,5	15:20'50.718
4	26.736	30.936	22.484	19.440	1'39.596	274,1	15:22'30.314
5	26.605	30.927	22.704	19.409	1'39.645	272,7	15:24'09.959
6	26.970	30.917	22.566	19.591	1'40.044	267,3	15:25'50.003
7	26.691	30.888	22.524	19.835	1'39.938	274,1	15:27'29.941
8	26.647	30.957	34.416	26.703	1'58.723	272,7	15:29'28.664

9	28.185	31.145	22.716	19.601	1'41.647	261,5	15:31'10.311
10	26.875	30.887	22.675	19.485	1'39.922	268,7	15:32'50.233
11	26.602	30.966	22.856	19.444	1'39.868	273,4	15:34'30.101
12	26.705	30.803	22.494	19.399	1'39.401	275,5	15:36'09.502
13	26.827	31.164	22.744	19.524	1'40.259	274,1	15:37'49.761
14	26.617	31.103	22.702	19.611	1'40.033	272,7	15:39'29.794

90 T. FINSTERBUSCH (1'40.817)

Lap	Seg.1	Seg.2	Seg.3	Seg.4	Lap Time	km/h	Local Time
1		31.839	23.202	20.043	1'49.771		15:17'32.844
2	27.876	31.322	23.259	19.681	1'42.138	268,7	15:19'14.982
3	27.264	31.346	22.754	19.756	1'41.120	267,3	15:20'56.102
4	27.711	31.517	22.860	19.826	1'41.914	266,0	15:22'38.016
5	27.013	31.314	22.798	19.692	1'40.817	269,3	15:24'18.833
6	26.951	31.688	22.751	19.948	1'41.338	268,7	15:26'00.171
7	27.176	31.514	22.784	19.742	1'41.216	266,7	15:27'41.387
8	26.991	31.678	22.939	20.078	1'41.686	267,3	15:29'23.073
9	27.136	31.586	22.814	19.765	1'41.301	266,7	15:31'04.374
10	27.127	31.489	22.831	19.811	1'41.258	263,4	15:32'45.632
11	27.234	31.977	22.931	19.740	1'41.882	263,4	15:34'27.514
12	27.279	31.423	22.851	19.678	1'41.231	266,7	15:36'08.745
13	27.286	31.512	23.003	19.884	1'41.685	265,3	15:37'50.430
14	27.244	31.625	22.974	19.980	1'41.823	267,3	15:39'32.253

6 E. PUSCEDDU (1'40.752)

Lap	Seg.1	Seg.2	Seg.3	Seg.4	Lap Time	km/h	Local Time
1		32.143	23.035	19.778	1'49.217		15:17'32.290
2	26.944	31.543	23.061	19.850	1'41.398	268,7	15:19'13.688
3	26.834	31.230	22.829	19.859	1'40.752	265,3	15:20'54.440
4	27.008	32.381	22.981	19.850	1'42.220	262,7	15:22'36.660
5	26.977	31.482	23.027	19.859	1'41.345	263,4	15:24'18.005
6	26.995	31.547	22.985	20.414	1'41.941	262,1	15:25'59.946
7	27.053	31.604	23.195	19.934	1'41.786	262,7	15:27'41.732
8	26.981	31.733	22.967	19.992	1'41.673	266,7	15:29'23.405
9	27.116	31.679	23.035	20.076	1'41.906	265,3	15:31'05.311
10	27.250	31.801	23.044	19.911	1'42.006	263,4	15:32'47.317
11	27.190	31.702	23.160	20.125	1'42.177	264,0	15:34'29.494
12	27.621	31.718	23.103	20.144	1'42.586	263,4	15:36'12.080
13	27.328	31.532	23.188	20.170	1'42.218	262,1	15:37'54.298
14	27.524	32.217	23.842	20.485	1'44.068	262,7	15:39'38.366

41 F. D'ANNUNZIO (1'41.272)

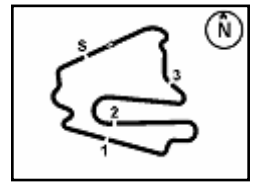
Lap	Seg.1	Seg.2	Seg.3	Seg.4	Lap Time	km/h	Local Time
1		33.231	23.401	19.789	1'53.505		15:17'36.578
2	27.474	31.741	22.935	20.138	1'42.288	262,1	15:19'18.866
3	27.340	31.858	23.123	19.875	1'42.196	264,0	15:21'01.062
4	27.869	31.512	23.124	19.904	1'42.409	267,3	15:22'43.471
5	27.062	31.550	23.011	19.649	1'41.272	270,0	15:24'24.743
6	27.200	31.521	22.991	19.944	1'41.656	266,0	15:26'06.399
7	27.320	31.969	23.121	19.935	1'42.345	258,3	15:27'48.744
8	27.419	31.619	23.123	19.966	1'42.127	265,3	15:29'30.871
9	27.455	31.560	23.264	19.694	1'41.973	267,3	15:31'12.844
10	27.399	31.617	22.901	19.762	1'41.679	268,7	15:32'54.523
11	27.299	31.455	23.182	19.761	1'41.697	268,0	15:34'36.220
12	27.446	31.534	22.904	19.880	1'41.764	267,3	15:36'17.984
13	27.331	31.564	23.163	19.782	1'41.840	266,0	15:37'59.824
14	27.327	31.610	22.902	19.841	1'41.680	265,3	15:39'41.504

34 X. PINSACH (1'41.933)

Lap	Seg.1	Seg.2	Seg.3	Seg.4	Lap Time	km/h	Local Time
1		32.257	23.055	19.922	1'50.733		15:17'33.806
2	27.546	31.804	23.221	19.803	1'42.374	272,1	15:19'16.180
3	27.397	31.565	23.278	19.779	1'42.019	269,3	15:20'58.199
4							



7.4
STK1000
120/06



German Round, 18-19-20 August 2017

Superstock 1000 - Chronological Analysis Race

Lausitzring 4.265 m

Start at 15:15'43.073

3 / 4

7	27.318	31.896	23.311	19.822	1'42.347	267,3	15:27'47.935	4	27.607	31.668	23.377	19.844	1'42.496	266,7	15:24'25.904
8	27.415	31.823	23.425	20.044	1'42.707	267,3	15:29'30.642	5	27.473	31.932	23.220	20.187	1'42.812	267,3	15:26'08.716
9	27.456	31.598	23.177	19.717	1'41.948	272,1	15:31'12.590	6	27.725	32.212	23.575	20.178	1'43.690	269,3	15:27'52.406
10	27.391	31.709	23.279	19.869	1'42.248	274,8	15:32'54.838	7	27.649	32.013	23.049	20.016	1'42.727	270,7	15:29'35.133
11	27.523	31.470	23.280	19.738	1'42.011	270,7	15:34'36.849	8	27.382	31.939	23.153	19.993	1'42.467	268,0	15:31'17.600
12	27.395	31.754	23.134	19.650	1'41.933	271,4	15:36'18.782	9	27.325	31.814	23.007	20.030	1'42.176	268,0	15:32'59.776
13	27.235	31.713	23.293	19.809	1'42.050	270,0	15:38'00.832	10	27.461	32.099	23.611	20.007	1'43.178	269,3	15:34'42.954
14	27.322	31.718	23.121	19.914	1'42.075	272,1	15:39'42.907	11	27.563	31.694	22.866	20.117	1'42.240	268,0	15:36'25.194

68 G. SCOTT (1'41.614)

Lap	Seg.1	Seg.2	Seg.3	Seg.4	Lap Time	km/h	Local Time
1		32.107	23.515	20.000	1'50.984		15:17'34.057
2	27.759	31.824	23.091	19.883	1'42.557	263,4	15:19'16.614
3	27.294	31.628	23.164	19.807	1'41.893		15:20'58.507
4	27.471	31.563	23.155	19.897	1'42.086	269,3	15:22'40.593
5	27.547	31.896	23.368	19.786	1'42.597	267,3	15:24'23.190
6	27.616	31.777	23.203	19.942	1'42.538	265,3	15:26'05.728
7	27.819	31.923	23.015	20.112	1'42.869	265,3	15:27'48.597
8	27.317	31.604	23.505	20.298	1'42.724	268,7	15:29'31.321
9	27.258	31.597	23.137	19.984	1'41.976	264,7	15:31'13.297
10	27.422	31.570	23.038	19.898	1'41.928		15:32'55.225
11	27.385	31.821	23.371	20.010	1'42.587		15:34'37.812
12	27.418	31.763	22.923	19.838	1'41.942	262,7	15:36'19.754
13	27.166	31.546	23.138	19.764	1'41.614	268,0	15:38'01.368
14	27.407	31.603	22.895	20.045	1'41.950	266,7	15:39'43.318

77 W. TESSELS (1'41.600)

Lap	Seg.1	Seg.2	Seg.3	Seg.4	Lap Time	km/h	Local Time
1		32.607	23.240	20.017	1'52.148		15:17'35.221
2	27.360	31.683	23.227	19.995	1'42.265	267,3	15:19'17.486
3	27.116	31.643	23.006	20.186	1'41.951	265,3	15:20'59.437
4	27.066	31.659	22.961	19.914	1'41.600	262,1	15:22'41.037
5	27.368	31.832	23.596	20.053	1'42.886	267,3	15:24'23.886
6	27.165	31.744	23.330	19.910	1'42.149	266,0	15:26'06.035
7	27.382	31.860	23.054	19.979	1'42.275	264,7	15:27'48.310
8	27.244	31.863	22.903	20.061	1'42.071	266,7	15:29'30.381
9	27.242	31.697	22.946	20.062	1'41.947	262,1	15:31'12.328
10	27.329	31.842	22.954	20.063	1'42.188	263,4	15:32'54.516
11	27.712	31.987	23.304	20.061	1'43.064	262,7	15:34'37.580
12	27.467	32.363	23.133	20.038	1'43.001	266,7	15:36'20.581
13	27.566	32.144	23.375	20.278	1'43.363	264,7	15:38'03.944
14	27.765	32.199	23.404	20.370	1'43.738	265,3	15:39'47.682

32 M. MOSER (1'41.689)

Lap	Seg.1	Seg.2	Seg.3	Seg.4	Lap Time	km/h	Local Time
1		32.966	23.332	20.068	1'52.694		15:17'35.767
2	27.433	32.099	23.130	20.258	1'42.920	262,1	15:19'18.687
3	27.332	31.979	23.003	20.026	1'42.340	263,4	15:21'01.027
4	27.718	32.084	23.003	20.059	1'42.864	262,7	15:22'43.891
5	27.524	31.766	23.030	20.092	1'42.412	260,8	15:24'26.303
6	27.316	31.967	23.130	20.239	1'42.652	261,5	15:26'08.955
7	27.701	32.197	22.850	19.955	1'42.703	262,1	15:27'51.658
8	27.319	31.874	23.038	20.186	1'42.417	258,9	15:29'34.075
9	27.435	32.020	23.108	20.105	1'42.668	259,6	15:31'16.743
10	27.537	32.111	23.027	20.082	1'42.757	258,3	15:32'59.500
11	27.283	32.269	23.514	20.030	1'43.096	260,2	15:34'42.596
12	27.360	31.663	22.916	20.206	1'42.145	260,8	15:36'24.741
13	27.260	31.814	23.149	20.041	1'42.264	257,7	15:38'07.005
14	27.210	31.609	22.972	19.898	1'41.689	260,2	15:39'48.694

13 F. SANCHIONI (1'42.176)

Lap	Seg.1	Seg.2	Seg.3	Seg.4	Lap Time	km/h	Local Time
1		32.280	23.280	19.975	1'51.217		15:17'34.290
2	27.707	32.505	23.616	20.096	1'43.924	268,0	15:19'18.214
3	27.596	31.793	23.189	19.918	1'42.496	266,7	15:21'00.710
4	27.698	31.786	23.163	20.051	1'42.698	266,0	15:22'43.408

81 A. BERNARDI (1'41.957)

Lap	Seg.1	Seg.2	Seg.3	Seg.4	Lap Time	km/h	Local Time
1		32.578	23.265	19.990	1'51.492		15:17'34.565
2	27.655	32.044	23.504	20.009	1'43.212	266,7	15:19'17.777
3	27.149	31.624	23.203	19.981	1'41.957	264,0	15:20'59.734
4	27.367	31.821	23.311	20.143	1'42.642	264,7	15:22'42.376
5	27.361	32.140	23.556	20.130	1'43.187	260,8	15:24'25.563
6	27.392	32.092	23.276	20.237	1'42.997	262,1	15:26'08.560
7	27.656	32.249	23.530	20.303	1'43.738	260,8	15:27'52.298
8	27.522	32.052	23.482	20.340	1'43.396	262,1	15:29'35.694
9	27.516	32.101	23.143	20.251	1'43.011	263,4	15:31'18.705
10	27.504	31.991	23.282	20.362	1'43.139	262,7	15:33'01.844
11	27.563	32.376	23.425	20.481	1'43.845	262,7	15:34'45.689
12	27.847	32.306	23.394	20.307	1'43.854	260,8	15:36'29.543
13	27.440	32.484	23.619	20.531	1'44.074	260,2	15:38'13.617
14	27.714	32.609	23.739	20.499	1'44.561	260,2	15:39'58.178

46 M. CUDEVILLE (1'43.469)

Lap	Seg.1	Seg.2	Seg.3	Seg.4	Lap Time	km/h	Local Time
1		33.078	24.062	20.313	1'54.350		15:17'37.423
2	28.006	31.927	23.657	20.405	1'43.995	265,3	15:19'21.418
3	27.929	31.715	23.696	20.139	1'43.479	264,0	15:21'04.897
4	27.984	32.125	23.524	20.213	1'43.846	260,8	15:22'48.743
5	28.352	32.287	23.746	20.617	1'45.002	260,2	15:24'33.745
6	28.050	32.070	23.659	20.312	1'44.091	256,5	15:26'17.836
7	27.925	32.185	23.458	20.353	1'43.921	257,1	15:28'01.757
8	27.807	32.204	23.411	20.073	1'43.495	258,3	15:29'45.252
9	28.005	32.069	23.382	20.299	1'43.755	260,2	15:31'29.007
10	27.648	32.090	23.533	20.198	1'43.469	260,2	15:33'12.476
11	27.649	32.118	23.661	20.128	1'43.556	259,6	15:34'56.032
12	28.190	32.129	23.609	20.304	1'44.232	260,2	15:36'40.264
13	28.015	31.971	23.796	22.790	1'46.572	261,5	15:38'26.836
14	28.150	32.170	23.531	20.554	1'44.405	256,5	15:40'11.241

51 E. VIONNET (1'41.898)

Lap	Seg.1	Seg.2	Seg.3	Seg.4	Lap Time	km/h	Local Time
1		31.681	23.065	20.365	1'49.607		15:17'32.680
2	53.050	32.055	23.203	20.414	2'08.722	272,7	15:19'41.402
3	27.626	31.827	22.945	19.799	1'42.197	266,7	15:21'23.599
4	27.433	31.675	22.911	19.879	1'41.898	266,0	15:23'05.497
5	27.845	31.755	23.123	20.008	1'42.731	268,7	15:24'48.228
6	27.520	31.912	23.454	20.012	1'42.898	272,1	15:26'31.126
7	27.346	31.830	23.224	19.877	1'42.277	270,0	15:28'13.403
8	27.787	31.498	22.878	19.853	1'42.016	269,3	15:29'55.419
9	27.424	31.796	23.079	20.196	1'42.495	266,7	15:31'37.914
10	27.457	31.810	23.187	20.402	1'42.856	266,0	15:33'20.770
11	27.580	32.022	23.338	19.952	1'42.892	265,3	15:35'03.662
12	27.535	31.876	23.225	20.106	1'42.742	276,2	15:36'46.404
13	27.436	31.735	23.361	20.389	1'42.921	269,3	15:38'29.325
14	27.625	31.840	23.341	20.261	1'43.067	269,3	15:40'12.392

18 R. CECCHINI (1'42.315)

Lap	Seg.1	Seg.2	Seg.3	Seg.4	Lap Time	km/h	Local Time
1		34.210	23.790	20.322	1'54.435		15:17'37.508
2	27.419	31.767	23.341	19.931	1'42.458	269,3	15:19'19.966

20/08/2017

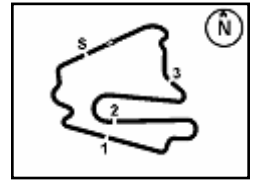
P = Pits In/Out - C = Lap-Time Cancelled

These data/results cannot be reproduced, stored and/or transmitted in whole or in part by any manner of electronic, mechanical, photocopying, recording, broadcasting or otherwise now known or herein after developed without the previous express consent by the copyright owner, except for reproduction in daily press and regular printed publications on sale to the public within 60 days of the event related to those data/results and always provided that copyright symbol appears together as follows below.

© DORNA WSBK ORGANIZATION Srl 2017

FICR PERUGIA TIMING





German Round, 18-19-20 August 2017

Superstock 1000 - Chronological Analysis Race

Start at 15:15'43.073

3	27.581	31.892	23.247	19.962	1'42.682	268,0	15:21'02.648
4	27.390	31.937	23.037	19.951	1'42.315	265,3	15:22'44.963
5	45.027	33.204	24.137	20.105	2'02.473	268,7	15:24'47.436
6	27.393	32.709	23.238	19.964	1'43.304	262,7	15:26'30.740
7	27.336	32.082	23.098	20.025	1'42.541	262,1	15:28'13.281
8	27.803	32.156	23.232	20.003	1'43.194	263,4	15:29'56.475
9	27.302	32.322	23.335	20.055	1'43.014	264,7	15:31'39.489
10	27.465	31.983	23.140	20.047	1'42.635	265,3	15:33'22.124
11	27.499	32.100	23.374	19.957	1'42.930	264,0	15:35'05.054
12	27.491	32.041	23.356	20.006	1'42.894	265,3	15:36'47.948
13	27.411	32.172	23.374	20.289	1'43.246	265,3	15:38'31.194
14	27.665	32.096	23.316	20.040	1'43.117	260,2	15:40'14.311

54 T. RAZGATLIOGLU (1'38.621)

Lap	Seg.1	Seg.2	Seg.3	Seg.4	Lap Time	km/h	Local Time
1		30.894	22.713	19.310	1'45.278		15:17'28.351
2	26.680	30.784	22.349	19.377	1'39.190	273,4	15:19'07.541
3	26.757	30.688	22.554	19.353	1'39.352	273,4	15:20'46.893
4	26.567	31.038	22.291	19.279	1'39.175	271,4	15:22'26.068
5	26.659	30.752	22.321	19.198	1'38.930	272,7	15:24'04.998
6	26.485	30.779	22.331	19.210	1'38.805	272,1	15:25'43.803
7	26.500	30.616	22.251	19.254	1'38.621	272,7	15:27'22.424
8	26.485	30.697	22.352	19.460	1'38.994	271,4	15:29'01.418
9	26.590	30.694	22.374	19.387	1'39.045	273,4	15:30'40.463
10	26.626	30.774	22.350	19.242	1'38.992	272,7	15:32'19.455
11	26.585	30.778	22.359	19.245	1'38.967	273,4	15:33'58.422
12	26.593	30.869	22.290	19.193	1'38.945	279,1	15:35'37.367

55 I. MYKHALCHYK (1'39.646)

Lap	Seg.1	Seg.2	Seg.3	Seg.4	Lap Time	km/h	Local Time
1		31.377	23.080	19.669	1'48.343		15:17'31.416
2	26.992	31.116	22.459	19.448	1'40.015	272,1	15:19'11.431
3	26.543	31.231	22.638	19.482	1'39.894	268,7	15:20'51.325
4	26.634	31.047	22.400	19.565	1'39.646	269,3	15:22'30.971
5	26.633	31.076	22.478	19.529	1'39.716	267,3	15:24'10.687
6	26.824	31.270	22.486	19.509	1'40.089	270,0	15:25'50.776
7	26.746	31.136	22.543	19.409	1'39.834	270,0	15:27'30.610
8	26.696	31.310	22.534	19.477	1'40.017	270,7	15:29'10.627
9	26.636	31.773	22.468	19.398	1'40.275	269,3	15:30'50.902
10	26.729	31.479	22.359	19.456	1'40.023	270,0	15:32'30.925

25 W. SULIS (1'42.456)

Lap	Seg.1	Seg.2	Seg.3	Seg.4	Lap Time	km/h	Local Time
1		33.042	23.523	20.104	1'53.291		15:17'36.364
2	27.512	32.177	23.248	20.034	1'42.971	268,7	15:19'19.335
3	27.583	31.807	23.298	19.845	1'42.533	264,0	15:21'01.868
4	27.471	32.017	23.135	20.069	1'42.692	267,3	15:22'44.560
5	27.443	31.884	23.219	19.910	1'42.456	267,3	15:24'27.016
6	27.944	33.665	23.860	20.520	1'45.989	268,0	15:26'13.005
7	27.821	32.803	24.245	34.704	1'59.573P	258,3	15:28'12.578

71 M. SCHEIB ()

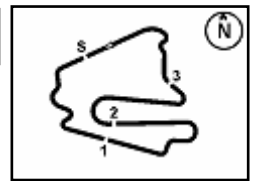
Lap	Seg.1	Seg.2	Seg.3	Seg.4	Lap Time	km/h	Local Time
1		31.063	22.371	19.259	1'44.109		15:17'27.182
2	26.366	30.845	22.251	1'00.116	2'19.578P	268,7	15:19'46.760

20/08/2017

P = Pits In/Out - C = Lap-Time Cancelled

These data/results cannot be reproduced, stored and/or transmitted in whole or in part by any manner of electronic, mechanical, photocopying, recording, broadcasting or otherwise now known or herein after developed without the previous express consent by the copyright owner, except for reproduction in daily press and regular printed publications on sale to the public within 60 days of the event related to those data/results and always provided that copyright symbol appears together as follows below.

© DORNA WSBK ORGANIZATION Srl 2017



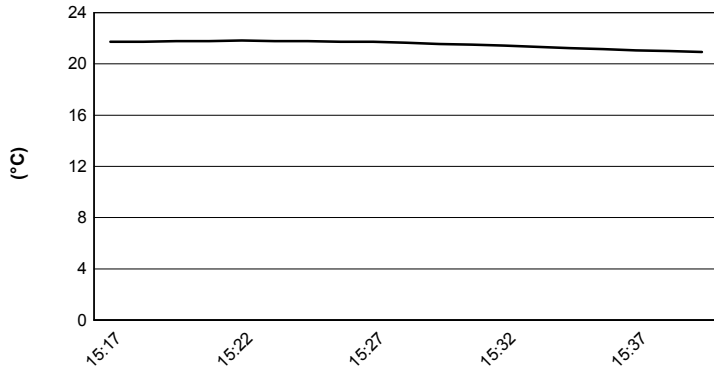
Lausitzring 4.265 m

German Round, 18-19-20 August 2017

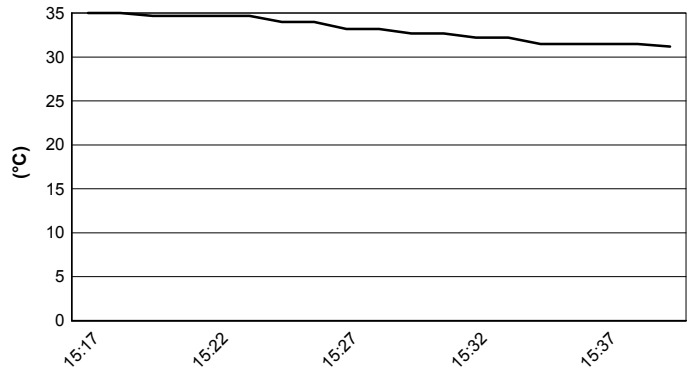
Superstock 1000 - Weather Report Race

Session started 15:16 - Session ended 15:40

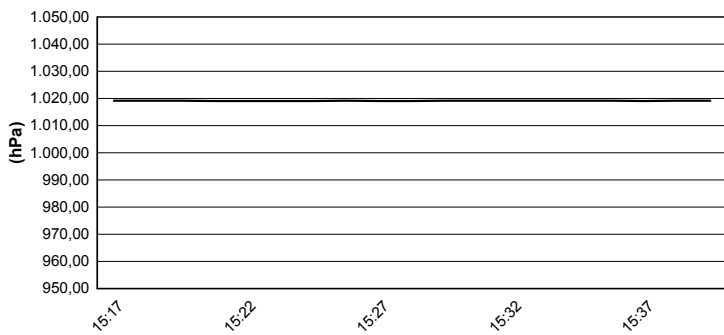
Air Temperature



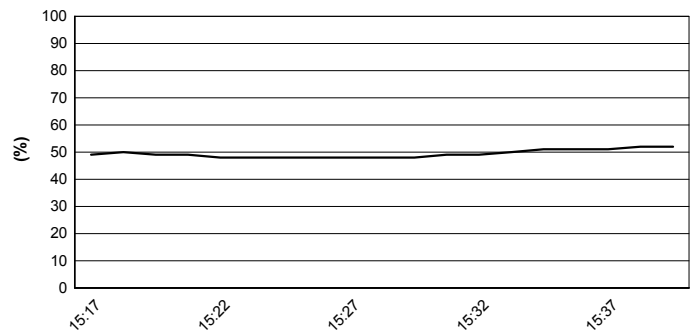
Track Temperature



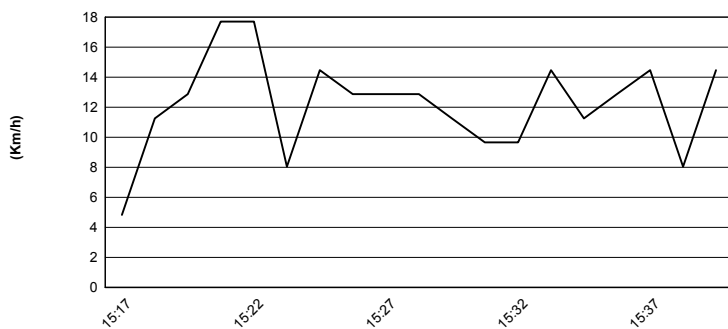
Air Pressure



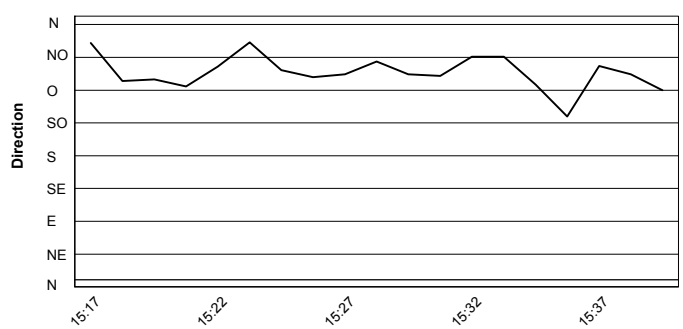
Humidity



Wind Speed



Wind Direction



20/08/2017

These data/results cannot be reproduced, stored and/or transmitted in whole or in part by any manner of electronic, mechanical, photocopying, recording, broadcasting or otherwise now known or herein after developed without the previous express consent by the copyright owner, except for reproduction in daily press and regular printed publications on sale to the public within 60 days of the event related to those data/results and always provided that copyright symbol appears together as follows below.

© DORNA WSBK ORGANIZATION Srl 2017



German Round, 18-19-20 August 2017

Superstock 1000 - Championship Standings

Points	Points From First	Points From Previous	Races														
			April 2 ARAGÓN	April 30 ASSEN	May 14 IMOLA	May 28 DONINGTON PARK	June 18 MISANO	August 20 LAUSITZRING	September 17 PORTIMÃO	October 1 MAGNY COURS	October 22 JEREZ						
1 RINALDI Michael Ruben (ITA)	115		25 1	20 1	25 1	2	20 1	25 1									
2 RAZGATLIOGLU Toprak (TUR)	89	26	13 4	25 2	16 2	25 1	10 2	2									
3 MARINO Florian (FRA)	80	35	9	20 2	16 3	4	20 3	11 3	13 3								
4 TAMBURINI Roberto (ITA)	72	43	8	16 3	7 4	20 3	13 3	4	16 4								
5 FACCANI Marco (ITA)	56	59	16	11 5	9	11 5	5 9	25 5	4 5								
6 JONES Mike (AUS)	49	66	7	7 9	13	8 10	6 12	8 10	20 6								
7 GUARNONI Jeremy (FRA)	48	67	1	10 6	11 5	6	8 5	9 7	10 7								
8 VITALI Luca (ITA)	44	71	4	9 7	6 7	10	7 11	13 8	9 8								
9 SCHEIB Maximilian (CHI)	41	74	3		9 11	14	16 10	16 6	9								
10 SANDI Federico (ITA)	40	75	1		5 15	13 8	11 5	10	11 10								
11 SUCHET Sebastien (SUI)	37	78	3	3 13	8 9	9 7	9 5	10	8 11								
12 MYKHALCHYK Illia (UKR)	35	80	2	8 8	10 6	8	10 8	7 8	12								
13 SCHACHT Alex (DEN)	19	96	16			7 17	1 15	6 13	5 13								
14 FRITZ Marvin (GER)	17	98	2	6 10	14	18	19	5 16	6 14								
15 PUFFE Julian (GER)	15	100	2	2 14	2 17	4 15	15	17	7 15								
16 FERRARI Matteo (ITA)	14	101	1			10 13	14	4 13	16								
17 DE BOER Danny (NED)	13	102	1		13 8	12	13	15	17								
18 MARCONI Luca (ITA)	8	107	5	4 12	4 12	15	15	17	18								
19 CALIA Kevin (ITA)	7	108	1		3 18	22	4 18	19	19								
20 PUSCEDDU Emanuele (ITA)	7	108	0				2 25	3 21	2 19								
21 SANCHIONI Federico (ITA)	6	109	1			6 18	19	20	21								
22 VIONNET Eric (SUI)	5	110	1			5 20	21	21	22								
23 TESSELS Wayne (NED)	5	110	0	5 11	15	20	21	21	22								
24 FINSTERBUSCH Toni (GER)	3	112	2						3 24								
25 MANFREDI Kevin (ITA)	3	112	0				3 23	24	24								

20/08/2017 First Line: Championship Standings - Second Line: Ranking Progression

These data/results cannot be reproduced, stored and/or transmitted in whole or in part by any manner of electronic, mechanical, photocopying, recording, broadcasting or otherwise now known or herein after developed without the previous express consent by the copyright owner, except for reproduction in daily press and regular printed publications on sale to the public within 60 days of the event related to those data/results and always provided that copyright symbol appears together as follows below.

© DORNA WSBK ORGANIZATION Srl 2017





German Round, 18-19-20 August 2017

Superstock 1000 - Championship Standings

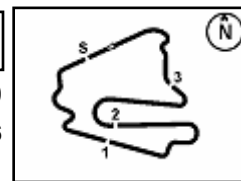
	Points	Points From First	Points From Previous	April 2 ARAGÓN	April 30 ASSEN	May 14 IMOLA	May 28 DONINGTON PARK	June 18 MISANO	August 20 LAUSITZRING	September 17 PORTIMÃO	October 1 MAGNY COURS	October 22 JEREZ							
26 CECCHINI Riccardo (ITA)	3	112	0			3 22	23	24	24										
27 D'ANNUNZIO Federico (ITA)	3	112	0			2 24	25	26	1 24										
28 MARCHIONNI Fabio (ITA)	2	113	1					2 26	28										
29 SCOTT Glenn (AUS)	2	113	0			1 25	27	1 26	28										
30 MOSER Marc (GER)	1	114	1		1 19	25	27	29	30										
31 TUCCI Andrea (ITA)	1	114	0	1 15	19	25	27	29	30										

20/08/2017 First Line: Championship Standings - Second Line: Ranking Progression

These data/results cannot be reproduced, stored and/or transmitted in whole or in part by any manner of electronic, mechanical, photocopying, recording, broadcasting or otherwise now known or herein after developed without the previous express consent by the copyright owner, except for reproduction in daily press and regular printed publications on sale to the public within 60 days of the event related to those data/results and always provided that copyright symbol appears together as follows below.

© DORNA WSBK ORGANIZATION Srl 2017





German Round, 18-19-20 August 2017

Superstock 1000 - Manufacturers Standings

	Points	Points From First	Points From Previous	April 2	April 30	May 14	May 28	June 18	August 20	September 17	October 1	October 22				
				ARAGÓN	ASSEN	IMOLA	DONINGTON PARK	MISANO	LAUSITZRING	PORTIMÃO	MAGNY COURS	JEREZ				
1 DUCATI	121			25 1	20 1	25 1	6 2	20 1	25 1							
2 YAMAHA	103	18		20 2	16 3	20 2	20 2	11 3	16 2							
3 KAWASAKI	99	22	4	13 3	25 2	16 3	25 1	10 2	10 3							
4 BMW	84	37	15	11 4	13 4	13 4	11 4	25 4	11 4							
5 APRILIA	59	62	25	9 5	9 5		16 5	16 5	9 5							
6 SUZUKI	7	114	52		3 6	6	4 6	6	6							

20/08/2017

First Line: Championship Standings - Second Line: Ranking Progression

These data/results cannot be reproduced, stored and/or transmitted in whole or in part by any manner of electronic, mechanical, photocopying, recording, broadcasting or otherwise now known or herein after developed without the previous express consent by the copyright owner, except for reproduction in daily press and regular printed publications on sale to the public within 60 days of the event related to those data/results and always provided that copyright symbol appears together as follows below.

© DORNA WSBK ORGANIZATION Srl 2017

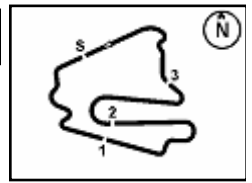
FIKR PERUGIA TIMING



Official Tyre Supplier



Official Timekeeper



Lausitzring 4.265 m

German Round, 18-19-20 August 2017
Superstock 1000 - Pirelli Best Lap Award

Points	Points From First	Points From Previous	April 2	April 30	May 14	May 28	June 18	August 20	September 17	October 1	October 22					
			ARAGÓN	ASSEN	IMOLA	DONINGTON PARK	MISANO	LAUSITZRING	PORTIMÃO	MAGNY COURS	JEREZ					
Fastest Laps																
1 RINALDI Michael Ruben (ITA)	2		1	1												
2 MARINO Florian (FRA)	1	1				1										
3 FACCANI Marco (ITA)	1	1	0					1								
4 SCHEIB Maximilian (CHI)	1	1	0			1										
5 SANDI Federico (ITA)	1	1	0					1								

20/08/2017

These data/results cannot be reproduced, stored and/or transmitted in whole or in part by any manner of electronic, mechanical, photocopying, recording, broadcasting or otherwise now known or herein after developed without the previous express consent by the copyright owner, except for reproduction in daily press and regular printed publications on sale to the public within 60 days of the event related to those data/results and always provided that copyright symbol appears together as follows below.

© DORNA WSBK ORGANIZATION Srl 2017

FIKR PERUGIA TIMING



Official Tyre Supplier



Official Timekeeper



German Round, 18-19-20 August 2017

Superstock 1000 - Race Winners

Motorland Aragon

	2014	2015	2016	2017
01 Motorland Aragon	Mercado L. (Arg) Duc	Tamburini R. (Ita) Bmw	Mercado L. (Arg) Duc	Rinaldi M. (Ita) Duc
02 TT Circuit Assen	Valk K. (Ned) Kaw	Savadori L. (Ita) Apr	De Rosa R. (Ita) Bmw	Razgatlioglu T. (Tur) Kaw
03 Autodromo Imola	Jezeck O. (Cze) Duc	Savadori L. (Ita) Apr	Mercado L. (Arg) Duc	Rinaldi M. (Ita) Duc
04 Donington Park		Savadori L. (Ita) Apr	De Rosa R. (Ita) Bmw	Razgatlioglu T. (Tur) Kaw
05 Misano World Circuit	Savadori L. (Ita) Kaw	Savadori L. (Ita) Apr	Mahias L. (Fra) Yam	Faccani M. (Ita) Bmw
06 Lausitzring			Mercado L. (Arg) Duc	Rinaldi M. (Ita) Duc
07 Portimão	Savadori L. (Ita) Kaw	Tamburini R. (Ita) Bmw		
08 Magny-Cours	Lussiana M. (Fra) Kaw	Guarnoni J. (Fra) Yam	Mahias L. (Fra) Yam	
09 Jerez	Mercado L. (Arg) Duc	Tamburini R. (Ita) Bmw	Scheib M. (Chi) Bmw	

2017

- 3 M. Rinaldi
- 2 T. Razgatlioglu
- 1 M. Faccani

ALL TIMES

11 A. Badovini	4 D. Giugliano	2 M. Baiocco	1 C. Coxhell
10 S. Barrier	4 B. Roberts	2 L. Scassa	1 I. Sala
8 X. Simeon	4 D. Petrucci	2 N. Canepa	1 M. Bauer
8 L. Savadori	4 J. Guarnoni	2 E. La Marra	1 M. Laverty
7 J. Ellison	3 W. Tortoroglio	2 R. De Rosa	1 M. Smrz
7 M. Berger	3 C. Burns	2 L. Mahias	1 M. Roccoli
7 C. Corti	3 D. Van Keymeulen	2 T. Razgatlioglu	1 O. Jezeck
6 L. Mercado	3 R. Chiarello	1 V. Scatola	1 M. Lussiana
5 G. Vizziello	3 B. Staring	1 F. Capriotti	1 M. Aitchison
5 A. Polita	3 R. Tamburini	1 J. Morley	1 M. Pirro
4 V. Iannuzzo	3 M. Rinaldi	1 G. Mason	1 L. Zanetti
4 L. Alfonsi	2 D. Jefferies	1 C. Vermeulen	1 K. Valk
4 D. Oliver	2 K. Harris	1 D. Tosolini	1 M. Faccani
4 L. Lanzi	2 K. Sofuoglu	1 M. Heckles	1 M. Scheib
4 M. Fabrizio		1 L. Mauri	

13/04/2014

These data/results cannot be reproduced, stored and/or transmitted in whole or in part by any manner of electronic, mechanical, photocopying, recording, broadcasting or otherwise now known or herein after developed without the previous express consent by the copyright owner, except for reproduction in daily press and regular printed publications on sale to the public within 60 days of the event related to those data/results and always provided that copyright symbol appears together as follows below.

© DORNA WSBK ORGANIZATION Srl 2017

FKR PERUGIA TIMING



Official Tyre Supplier



Official Timekeeper