

German Round, 18-19-20 August 2017

Superstock 1000 - Biographical Entry List

Lausitzring 4.265 m

No.	Rider (Abbreviation)			Nat	Bike Team	Wins 2017	Podiums 2017	Pole 2017	Races 2017	Tyres
	Age	Date of Birth	Place of Birth							
1	2	TAMBURINI Roberto (Tam)	ITA	Yamaha YZF R1 PATA Yamaha Official STK 1000 Team	3	8	5	20	Pirelli	
		26 15/01/1991 Rimini				2		4		
2	3	SUCHET Sebastien (Suc)	SUI	BMW S 1000 RR Berclaz Racing Team				36	Pirelli	
		26 12/11/1990 Sensales						4		
3	5	FACCANI Marco (Fac)	ITA	BMW S 1000 RR Althea BMW Racing Team	1	2	1	13	Pirelli	
		23 30/07/1994 Ravenna			1	1		5		
4	6	PUSCEDDU Emanuele (Pus)	ITA	BMW S 1000 RR D.K.Racing				10	Pirelli	
		21 17/05/1996 Rome						5		
5	7	FRITZ Marvin (Fri)	GER	Yamaha YZF R1 Bayer-Bikerbox Yamaichi				3	Pirelli	
		24 20/04/1993 Mosbach						3		
6	11	GUARNONI Jeremy (Gua)	FRA	Kawasaki ZX-10RR Pedercini Racing Kawasaki	4	12	3	51	Pirelli	
		24 28/02/1993 Toulouse						5		
7	12	RINALDI Michael Ruben (Rin)	ITA	Ducati Panigale R Aruba.it Racing - Junior Team	2	6	4	13	Pirelli	
		21 21/12/1995 Rimini			2	4	4	5		
8	13	SANCHIONI Federico (Sac)	ITA	BMW S 1000 RR Clasitaly				20	Pirelli	
		20 11/02/1997 Senigallia						4		
9	18	CECCHINI Riccardo (Cec)	ITA	BMW S 1000 RR 2R Road Racing				16	Pirelli	
		23 02/11/1993 Urbino						5		
10	19	PUFFE Julian (Puf)	GER	BMW S 1000 RR Althea MF84				13	Pirelli	
		21 01/12/1995 Schleiz						5		
11	21	MARINO Florian (Mar)	FRA	Yamaha YZF R1 PATA Yamaha Official STK 1000 Team		3	2	10	Pirelli	
		24 03/06/1993 Cannes				3	1	5		
12	23	SANDI Federico (San)	ITA	BMW S 1000 RR Berclaz Racing Team				24	Pirelli	
		28 12/08/1989 Voghera						5		
13	25	SULIS Walter (Sul)	ITA	Yamaha YZF R1 Team Trasimeno					Pirelli	
		18 25/10/1998 Ghilarza								
14	32	MOSER Marc (Mos)	GER	Kawasaki ZX-10RR TripleM Racing				35	Pirelli	
		23 25/08/1993 Frankfurt Main						5		
15	34	PINSACH Xavier (Pin)	ESP	Kawasaki ZX-10RR ETG Racing				3	Pirelli	
		21 29/05/1996 Porqueres - Girona						3		
16	41	D'ANNUNZIO Federico (DAn)	ITA	BMW S 1000 RR FDA Racing Team				22	Pirelli	
		25 04/03/1992 Pescara						4		
17	46	CUDEVILLE Maxime (Cud)	FRA	Kawasaki ZX-10RR Leader Team Flembbo				5	Pirelli	
		26 08/06/1991 Colombes						5		
18	51	VIONNET Eric (Vio)	SUI	BMW S 1000 RR Motors Vionnet				16	Pirelli	
		23 24/06/1994 Lausanne						1		
19	54	RAZGATLIOGLU Toprak (Raz)	TUR	Kawasaki ZX-10RR Kawasaki Puccetti Racing	2	5		11	Pirelli	
		20 16/10/1996 Sakarya			2	3		5		
20	55	MYKHALCHYK Illia (Myk)	UKR	Kawasaki ZX-10RR TripleM Racing				5	Pirelli	
		21 17/08/1996 Kyiv						5		
21	57	JONES Mike (Jon)	AUS	Ducati Panigale R Aruba.it Racing - Junior Team				5	Pirelli	
		23 25/02/1994 Brisbane						5		
22	59	SCHACHT Alex (Sct)	DEN	Ducati Panigale R EAB Schacht Racing Team				10	Pirelli	
		23 24/09/1993 Copenhagen						5		
23	68	SCOTT Glenn (Sco)	AUS	Kawasaki ZX-10RR Agro On-Benjan-Kawasaki				5	Pirelli	
		25 19/09/1991 Sydney						5		
24	70	VITALI Luca (Vit)	ITA	Aprilia RSV4 RF Nuova M2 Racing				12	Pirelli	
		25 30/03/1992 Rimini						5		
25	71	SCHEIB Maximilian (Sch)	CHI	Aprilia RSV4 RF Nuova M2 Racing	1	3		7	Pirelli	
		22 24/07/1995 Santiago del Chile				2		5		
26	77	TESSELS Wayne (Tes)	NED	Kawasaki ZX-10RR Agro On-Benjan-Kawasaki				19	Pirelli	
		23 21/04/1994 Nieuweigen						3		
27	81	BERNARDI Alex (Ber)	ITA	Yamaha YZF R1 TheBlackSheepTeam				5	Pirelli	
		20 02/12/1996 Cattolica						4		
28	90	FINSTERBUSCH Toni (Fin)	GER	Kawasaki ZX-10RR Agro On-Benjan-Kawasaki				10	Pirelli	
		24 14/06/1993 Leipzig						4		

18/08/2017

* = Wild Card

These data/results cannot be reproduced, stored and/or transmitted in whole or in part by any manner of electronic, mechanical, photocopying, recording, broadcasting or otherwise now known or herein after developed without the previous express consent by the copyright owner, except for reproduction in daily press and regular printed publications on sale to the public within 60 days of the event related to those data/results and always provided that copyright symbol appears together as follows below.

© DORNA WSBK ORGANIZATION Srl 2017

FICR PERUGIA TIMING



Official Tyre Supplier



Official Timekeeper

German Round, 18-19-20 August 2017

Superstock 1000 - Results Free Practice 1st Session

Lausitzring 4.265 m

1 / 2

No.	Rider	Nat	Team	Bike	Time	Gap	Rel.	Laps	Speed	
									Avg	Max
1	2 R. TAMBURINI	ITA	PATA Yamaha Official STK 1000 Team	Yamaha YZF R1	1'39.792			6	153,860	271,4
2	57 M. JONES	AUS	Aruba.it Racing - Junior Team	Ducati Panigale R	1'39.804	0.012	0.012	15	153,842	272,7
3	23 F. SANDI	ITA	Berclaz Racing Team	BMW S 1000 RR	1'40.033	0.241	0.229	7	153,489	272,1
4	71 M. SCHEIB	CHI	Nuova M2 Racing	Aprilia RSV4 RF	1'40.074	0.282	0.041	9	153,426	269,3
5	21 F. MARINO	FRA	PATA Yamaha Official STK 1000 Team	Yamaha YZF R1	1'40.096	0.304	0.022	10	153,393	277,0
6	12 M. RINALDI	ITA	Aruba.it Racing - Junior Team	Ducati Panigale R	1'40.251	0.459	0.155	8	153,156	273,4
7	70 L. VITALI	ITA	Nuova M2 Racing	Aprilia RSV4 RF	1'40.456	0.664	0.205	11	152,843	270,0
8	5 M. FACCANI	ITA	Althea BMW Racing Team	BMW S 1000 RR	1'40.750	0.958	0.294	12	152,397	271,4
9	55 I. MYKHALCHYK	UKR	TripleM Racing	Kawasaki ZX-10RR	1'40.790	0.998	0.040	12	152,337	265,3
10	54 T. RAZGATLIOGLU	TUR	Kawasaki Puccetti Racing	Kawasaki ZX-10RR	1'41.009	1.217	0.219	13	152,006	273,4
11	11 J. GUARNONI	FRA	Pedercini Racing Kawasaki	Kawasaki ZX-10RR	1'41.244	1.452	0.235	11	151,653	268,7
12	7 M. FRITZ	GER	Bayer-Bikerbox Yamaichi	Yamaha YZF R1	1'41.806	2.014	0.562	9	150,816	272,7
13	19 J. PUFFE	GER	Althea MF84	BMW S 1000 RR	1'41.989	2.197	0.183	14	150,546	272,1
14	90 T. FINSTERBUSCH	GER	Agro On-Benjan-Kawasaki	Kawasaki ZX-10RR	1'42.331	2.539	0.342	8	150,043	266,7
15	41 F. D'ANNUNZIO	ITA	FDA Racing Team	BMW S 1000 RR	1'42.427	2.635	0.096	11	149,902	266,7
16	3 S. SUCHET	SUI	Berclaz Racing Team	BMW S 1000 RR	1'42.490	2.698	0.063	11	149,810	270,7
17	77 W. TESSELS	NED	Agro On-Benjan-Kawasaki	Kawasaki ZX-10RR	1'42.867	3.075	0.377	14	149,261	265,3
18	59 A. SCHACHT	DEN	EAB Schacht Racing Team	Ducati Panigale R	1'43.301	3.509	0.434	14	148,634	266,0
19	68 G. SCOTT	AUS	Agro On-Benjan-Kawasaki	Kawasaki ZX-10RR	1'43.409	3.617	0.108	15	148,478	270,0
20	18 R. CECCHINI	ITA	2R Road Racing	BMW S 1000 RR	1'43.502	3.710	0.093	14	148,345	265,3
21	51 E. VIONNET	SUI	Motors Vionnet	BMW S 1000 RR	1'43.706	3.914	0.204	14	148,053	268,0
22	34 X. PINSACH	ESP	ETG Racing	Kawasaki ZX-10RR	1'43.837	4.045	0.131	14	147,866	270,7
23	6 E. PUSCEDDU	ITA	D.K.Racing	BMW S 1000 RR	1'43.912	4.120	0.075	13	147,760	259,6
24	13 F. SANCHIONI	ITA	Clasitaly	BMW S 1000 RR	1'44.839	5.047	0.927	12	146,453	265,3
25	32 M. MOSER	GER	TripleM Racing	Kawasaki ZX-10RR	1'45.033	5.241	0.194	13	146,183	259,6
26	81 A. BERNARDI	ITA	TheBlackSheepTeam	Yamaha YZF R1	1'45.275	5.483	0.242	10	145,847	260,8
27	25 W. SULIS	ITA	Team Trasimeno	Yamaha YZF R1	1'46.233	6.441	0.958	12	144,531	265,3
28	46 M. CUDEVILLE	FRA	Leader Team Flembbo	Kawasaki ZX-10RR	1'47.226	7.434	0.993	13	143,193	260,8

Qualifying Lap Time (107% of 1'39.792): 1'46.778

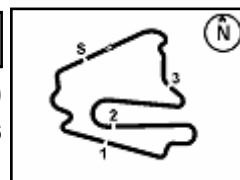
AIR	Humidity:	76%	Temp:	23°C
TRACK	Condition:	Dry	Temp:	31°C

Records	Pole (QP)	2016 R.De Rosa	1'38.819	155,370	Km/h
	Race (RC)	2005 K.Sofuoglu	1'42.612	149,630	Km/h
	Circuit (QP)	2016 R.De Rosa	1'38.819	155,370	Km/h

18/08/2017 Start End The results are provisional until the end of the time limit for protests and appeals
 09.30 10:02 and the completion of the technical checks.

These data/results cannot be reproduced, stored and/or transmitted in whole or in part by any manner of electronic, mechanical, photocopying, recording, broadcasting or otherwise now known or herein after developed without the previous express consent by the copyright owner, except for reproduction in daily press and regular printed publications on sale to the public within 60 days of the event related to those data/results and always provided that copyright symbol appears together as follows below.

© DORNA WSBK ORGANIZATION Srl 2017



German Round, 18-19-20 August 2017

Superstock 1000 - Results Free Practice 1st Session

Session Highlights

Local Time	No. Rider	Description
08.47.03		START DELAYED
09.30.00		Start
09.32.30	90 T. FINSTERBUSCH	Check Transponder
09.40.49	11 J. GUARNONI	Crashed - Turn 3
09.41.29	11 J. GUARNONI	Re-joined
09.50.57		WorldSBK FP1 Pit Lane Will Open at 10:10
09.55.54	51 E. VIONNET	Lap Cancelled - Exceeded Track Limits
10.02.23		End Of Session
10.02.54	19 J. PUFFE	Lap Cancelled (1'53.017) - Exceeded Track Limits

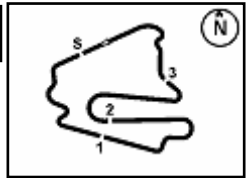
Fastest Laps Sequence

No. Rider	Nat	Team	Bike	Local Time	Time	Gap	Avg
51 E. VIONNET	SUI	Motors Vionnet	BMW S 1000 RR	09:33'46.611	1'48.031		142,126
19 J. PUFFE	GER	Althea MF84	BMW S 1000 RR	09:33'55.788	1'46.244	-1.787	144,516
54 T. RAZGATLIOGLU	TUR	Kawasaki Puccetti Racing	Kawasaki ZX-10RR	09:33'56.101	1'44.199	-2.045	147,353
12 M. RINALDI	ITA	Aruba.it Racing - Junior Team	Ducati Panigale R	09:34'58.878	1'42.892	-1.307	149,224
12 M. RINALDI	ITA	Aruba.it Racing - Junior Team	Ducati Panigale R	09:36'40.901	1'42.023	-0.869	150,495
70 L. VITALI	ITA	Nuova M2 Racing	Aprilia RSV4 RF	09:38'03.762	1'41.856	-0.167	150,742
12 M. RINALDI	ITA	Aruba.it Racing - Junior Team	Ducati Panigale R	09:38'21.877	1'40.976	-0.880	152,056
21 F. MARINO	FRA	PATA Yamaha Official STK 1000 Team	Yamaha YZF R1	09:41'50.059	1'40.922	-0.054	152,137
71 M. SCHEIB	CHI	Nuova M2 Racing	Aprilia RSV4 RF	09:43'12.398	1'40.079	-0.843	153,419
71 M. SCHEIB	CHI	Nuova M2 Racing	Aprilia RSV4 RF	09:44'52.472	1'40.074	-0.005	153,426
23 F. SANDI	ITA	Berclaz Racing Team	BMW S 1000 RR	09:47'33.145	1'40.033	-0.041	153,489
57 M. JONES	AUS	Aruba.it Racing - Junior Team	Ducati Panigale R	09:49'44.256	1'39.804	-0.229	153,842
2 R. TAMBURINI	ITA	PATA Yamaha Official STK 1000 Team	Yamaha YZF R1	10:00'58.880	1'39.792	-0.012	153,860

18/08/2017 Start 09:30 End 10:02 The results are provisional until the end of the time limit for protests and appeals and the completion of the technical checks.

These data/results cannot be reproduced, stored and/or transmitted in whole or in part by any manner of electronic, mechanical, photocopying, recording, broadcasting or otherwise now known or herein after developed without the previous express consent by the copyright owner, except for reproduction in daily press and regular printed publications on sale to the public within 60 days of the event related to those data/results and always provided that copyright symbol appears together as follows below.

© DORNA WSBK ORGANIZATION Srl 2017


2.3
STK1000
120/06


Lausitzring 4.265 m

German Round, 18-19-20 August 2017
Superstock 1000 - Best Sector & Speed Free Practice 1st Session
BEST LAP

1	2 R. TAMBURINI	Yamaha YZF R1	1'39.792
2	57 M. JONES	Ducati Panigale R	1'39.804
3	23 F. SANDI	BMW S 1000 RR	1'40.033
4	71 M. SCHEIB	Aprilia RSV4 RF	1'40.074
5	21 F. MARINO	Yamaha YZF R1	1'40.096
6	12 M. RINALDI	Ducati Panigale R	1'40.251
7	70 L. VITALI	Aprilia RSV4 RF	1'40.456
8	5 M. FACCANI	BMW S 1000 RR	1'40.750
9	55 I. MYKHALCHYK	Kawasaki ZX-10RR	1'40.790
10	54 T. RAZGATLIOGLU	Kawasaki ZX-10RR	1'41.009
11	11 J. GUARNONI	Kawasaki ZX-10RR	1'41.244
12	7 M. FRITZ	Yamaha YZF R1	1'41.806
13	19 J. PUFFE	BMW S 1000 RR	1'41.989
14	90 T. FINSTERBUSCH	Kawasaki ZX-10RR	1'42.331
15	41 F. D'ANNUNZIO	BMW S 1000 RR	1'42.427
16	3 S. SUCHET	BMW S 1000 RR	1'42.490
17	77 W. TESSELS	Kawasaki ZX-10RR	1'42.867
18	59 A. SCHACHT	Ducati Panigale R	1'43.301
19	68 G. SCOTT	Kawasaki ZX-10RR	1'43.409
20	18 R. CECCHINI	BMW S 1000 RR	1'43.502
21	51 E. VIONNET	BMW S 1000 RR	1'43.706
22	34 X. PINSACH	Kawasaki ZX-10RR	1'43.837
23	6 E. PUSCEDDU	BMW S 1000 RR	1'43.912
24	13 F. SANCHIONI	BMW S 1000 RR	1'44.839
25	32 M. MOSER	Kawasaki ZX-10RR	1'45.033
26	81 A. BERNARDI	Yamaha YZF R1	1'45.275
27	25 W. SULIS	Yamaha YZF R1	1'46.233
28	46 M. CUDEVILLE	Kawasaki ZX-10RR	1'47.226

SPEED

1	21 F. MARINO	Yamaha YZF R1	277.0
2	12 M. RINALDI	Ducati Panigale R	273.4
3	54 T. RAZGATLIOGLU	Kawasaki ZX-10RR	273.4
4	7 M. FRITZ	Yamaha YZF R1	272.7
5	57 M. JONES	Ducati Panigale R	272.7
6	19 J. PUFFE	BMW S 1000 RR	272.1
7	23 F. SANDI	BMW S 1000 RR	272.1
8	2 R. TAMBURINI	Yamaha YZF R1	271.4
9	5 M. FACCANI	BMW S 1000 RR	271.4
10	3 S. SUCHET	BMW S 1000 RR	270.7
11	34 X. PINSACH	Kawasaki ZX-10RR	270.7
12	70 L. VITALI	Aprilia RSV4 RF	270.0
13	68 G. SCOTT	Kawasaki ZX-10RR	270.0
14	71 M. SCHEIB	Aprilia RSV4 RF	269.3
15	11 J. GUARNONI	Kawasaki ZX-10RR	268.7
16	51 E. VIONNET	BMW S 1000 RR	268.0
17	41 F. D'ANNUNZIO	BMW S 1000 RR	266.7
18	90 T. FINSTERBUSCH	Kawasaki ZX-10RR	266.7
19	59 A. SCHACHT	Ducati Panigale R	266.0
20	13 F. SANCHIONI	BMW S 1000 RR	265.3
21	18 R. CECCHINI	BMW S 1000 RR	265.3
22	25 W. SULIS	Yamaha YZF R1	265.3
23	55 I. MYKHALCHYK	Kawasaki ZX-10RR	265.3
24	77 W. TESSELS	Kawasaki ZX-10RR	265.3
25	46 M. CUDEVILLE	Kawasaki ZX-10RR	260.8
26	81 A. BERNARDI	Yamaha YZF R1	260.8
27	32 M. MOSER	Kawasaki ZX-10RR	259.6
28	6 E. PUSCEDDU	BMW S 1000 RR	259.6

SEG. 1

1	57 M. JONES	26.642
2	12 M. RINALDI	26.708
3	71 M. SCHEIB	26.754
4	2 R. TAMBURINI	26.772
5	23 F. SANDI	26.834
6	21 F. MARINO	26.853
7	5 M. FACCANI	26.913
8	55 I. MYKHALCHYK	26.960
9	70 L. VITALI	27.021
10	54 T. RAZGATLIOGLU	27.071
11	11 J. GUARNONI	27.240
12	7 M. FRITZ	27.296
13	19 J. PUFFE	27.297
14	90 T. FINSTERBUSCH	27.376
15	77 W. TESSELS	27.470
16	41 F. D'ANNUNZIO	27.565
17	18 R. CECCHINI	27.599
18	3 S. SUCHET	27.623
19	6 E. PUSCEDDU	27.671
20	59 A. SCHACHT	27.700
21	68 G. SCOTT	27.716
22	51 E. VIONNET	27.901
23	34 X. PINSACH	27.973
24	81 A. BERNARDI	28.038
25	13 F. SANCHIONI	28.222
26	32 M. MOSER	28.361
27	46 M. CUDEVILLE	28.596
28	25 W. SULIS	28.745

SEG. 2

1	21 F. MARINO	30.938
2	57 M. JONES	30.950
3	23 F. SANDI	30.973
4	71 M. SCHEIB	30.984
5	2 R. TAMBURINI	31.043
6	12 M. RINALDI	31.057
7	70 L. VITALI	31.081
8	5 M. FACCANI	31.216
9	55 I. MYKHALCHYK	31.272
10	11 J. GUARNONI	31.363
11	54 T. RAZGATLIOGLU	31.390
12	90 T. FINSTERBUSCH	31.531
13	7 M. FRITZ	31.565
14	19 J. PUFFE	31.602
15	3 S. SUCHET	31.642
16	41 F. D'ANNUNZIO	31.723
17	51 E. VIONNET	31.838
18	77 W. TESSELS	31.844
19	34 X. PINSACH	31.951
20	18 R. CECCHINI	32.036
21	68 G. SCOTT	32.053
22	59 A. SCHACHT	32.112
23	6 E. PUSCEDDU	32.168
24	13 F. SANCHIONI	32.312
25	81 A. BERNARDI	32.462
26	32 M. MOSER	32.753
27	25 W. SULIS	32.844
28	46 M. CUDEVILLE	33.055

SEG. 3

1	21 F. MARINO	22.503
2	71 M. SCHEIB	22.529
3	57 M. JONES	22.541
4	70 L. VITALI	22.559
5	2 R. TAMBURINI	22.583
6	5 M. FACCANI	22.642
7	12 M. RINALDI	22.656
8	55 I. MYKHALCHYK	22.694
9	23 F. SANDI	22.717
10	54 T. RAZGATLIOGLU	22.809
11	3 S. SUCHET	22.874
12	11 J. GUARNONI	22.882
13	7 M. FRITZ	22.948
14	41 F. D'ANNUNZIO	23.118
15	68 G. SCOTT	23.125
16	19 J. PUFFE	23.164
17	90 T. FINSTERBUSCH	23.169
18	18 R. CECCHINI	23.255
19	59 A. SCHACHT	23.271
20	77 W. TESSELS	23.407
21	32 M. MOSER	23.415
22	34 X. PINSACH	23.521
23	51 E. VIONNET	23.529
24	13 F. SANCHIONI	23.536
25	6 E. PUSCEDDU	23.705
26	81 A. BERNARDI	23.775
27	25 W. SULIS	23.954
28	46 M. CUDEVILLE	24.326

SEG. 4

1	23 F. SANDI	19.314
2	2 R. TAMBURINI	19.394
3	21 F. MARINO	19.437
4	54 T. RAZGATLIOGLU	19.530
5	70 L. VITALI	19.602
6	5 M. FACCANI	19.634
7	71 M. SCHEIB	19.642
8	55 I. MYKHALCHYK	19.648
9	57 M. JONES	19.671
10	12 M. RINALDI	19.751
11	11 J. GUARNONI	19.759
12	19 J. PUFFE	19.799
13	7 M. FRITZ	19.941
14	41 F. D'ANNUNZIO	19.956
15	3 S. SUCHET	19.978
16	90 T. FINSTERBUSCH	20.077
17	59 A. SCHACHT	20.084
18	68 G. SCOTT	20.099
19	18 R. CECCHINI	20.118
20	77 W. TESSELS	20.130
21	34 X. PINSACH	20.182
22	51 E. VIONNET	20.185
23	6 E. PUSCEDDU	20.270
24	25 W. SULIS	20.435
25	32 M. MOSER	20.451
26	13 F. SANCHIONI	20.523
27	81 A. BERNARDI	20.550
28	46 M. CUDEVILLE	20.913

18/08/2017

These data/results cannot be reproduced, stored and/or transmitted in whole or in part by any manner of electronic, mechanical, photocopying, recording, broadcasting or otherwise now known or herein after developed without the previous express consent by the copyright owner, except for reproduction in daily press and regular printed publications on sale to the public within 60 days of the event related to those data/results and always provided that copyright symbol appears together as follows below.

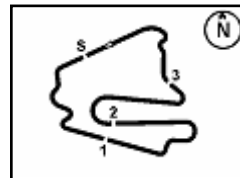
© DORNA WSBK ORGANIZATION Srl 2017

FICR PERUGIA TIMING


Official Tyre Supplier



Official Timekeeper



Lausitzring 4.265 m

German Round, 18-19-20 August 2017

Superstock 1000 - Ideal Times Free Practice 1st Session

Rider No.	Nat	Bike	Seg. 1 Diff. 1	Seg. 2 Diff. 2	Seg. 3 Diff. 3	Seg. 4 Diff. 4	Ideal Time		
							Best Lap	Pos.	Diff.
1	21 F. MARINO	FRA Yamaha YZF R1	26.853	30.938 0.079	22.503 0.177	19.437 0.109	1'39.731 1'40.096	5	0.365
2	2 R. TAMBURINI	ITA Yamaha YZF R1	26.772	31.043	22.583	19.394	1'39.792 1'39.792	1	
3	57 M. JONES	AUS Ducati Panigale R	26.642	30.950	22.541	19.671	1'39.804 1'39.804	2	
4	23 F. SANDI	ITA BMW S 1000 RR	26.834	30.973	22.717 0.174	19.314 0.021	1'39.838 1'40.033	3	0.195
5	71 M. SCHEIB	CHI Aprilia RSV4 RF	26.754 0.036	30.984	22.529 0.089	19.642 0.040	1'39.909 1'40.074	4	0.165
6	12 M. RINALDI	ITA Ducati Panigale R	26.708 0.079	31.057	22.656	19.751	1'40.172 1'40.251	6	0.079
7	70 L. VITALI	ITA Aprilia RSV4 RF	27.021	31.081 0.193	22.559	19.602	1'40.263 1'40.456	7	0.193
8	5 M. FACCANI	ITA BMW S 1000 RR	26.913 0.126	31.216	22.642 0.175	19.634 0.044	1'40.405 1'40.750	8	0.345
9	55 I. MYKHALCHYK	UKR Kawasaki ZX-10RR	26.960 0.022	31.272 0.107	22.694 0.087	19.648	1'40.574 1'40.790	9	0.216
10	54 T. RAZGATLIOGLU	TUR Kawasaki ZX-10RR	27.071	31.390 0.127	22.809 0.082	19.530	1'40.800 1'41.009	10	0.209
11	11 J. GUARNONI	FRA Kawasaki ZX-10RR	27.240	31.363	22.882	19.759	1'41.244 1'41.244	11	
12	7 M. FRITZ	GER Yamaha YZF R1	27.296	31.565	22.948	19.941 0.056	1'41.750 1'41.806	12	0.056
13	19 J. PUFFE	GER BMW S 1000 RR	27.297 0.127	31.602	23.164	19.799	1'41.862 1'41.989	13	0.127
14	3 S. SUCHET	SUI BMW S 1000 RR	27.623 0.358	31.642	22.874	19.978 0.015	1'42.117 1'42.490	16	0.373
15	90 T. FINSTERBUSCH	GER Kawasaki ZX-10RR	27.376	31.531 0.116	23.169	20.077 0.062	1'42.153 1'42.331	14	0.178
16	41 F. D'ANNUNZIO	ITA BMW S 1000 RR	27.565	31.723 0.065	23.118	19.956	1'42.362 1'42.427	15	0.065
17	77 W. TESSELS	NED Kawasaki ZX-10RR	27.470	31.844	23.407 0.016	20.130	1'42.851 1'42.867	17	0.016
18	68 G. SCOTT	AUS Kawasaki ZX-10RR	27.716 0.064	32.053 0.029	23.125 0.173	20.099 0.150	1'42.993 1'43.409	19	0.416
19	18 R. CECCHINI	ITA BMW S 1000 RR	27.599	32.036 0.263	23.255 0.227	20.118 0.004	1'43.008 1'43.502	20	0.494
20	59 A. SCHACHT	DEN Ducati Panigale R	27.700	32.112 0.017	23.271	20.084 0.117	1'43.167 1'43.301	18	0.134
21	51 E. VIONNET	SUI BMW S 1000 RR	27.901	31.838	23.529	20.185 0.253	1'43.453 1'43.706	21	0.253
22	34 X. PINSACH	ESP Kawasaki ZX-10RR	27.973 0.098	31.951 0.112	23.521	20.182	1'43.627 1'43.837	22	0.210
23	6 E. PUSCEDDU	ITA BMW S 1000 RR	27.671 0.098	32.168	23.705	20.270	1'43.814 1'43.912	23	0.098
24	13 F. SANCHIONI	ITA BMW S 1000 RR	28.222 0.030	32.312 0.019	23.536 0.052	20.523 0.145	1'44.593 1'44.839	24	0.246
25	81 A. BERNARDI	ITA Yamaha YZF R1	28.038 0.064	32.462 0.136	23.775 0.250	20.550	1'44.825 1'45.275	26	0.450
26	32 M. MOSER	GER Kawasaki ZX-10RR	28.361	32.753	23.415	20.451 0.053	1'44.980 1'45.033	25	0.053
27	25 W. SULIS	ITA Yamaha YZF R1	28.745 0.255	32.844	23.954	20.435	1'45.978 1'46.233	27	0.255
28	46 M. CUDEVILLE	FRA Kawasaki ZX-10RR	28.596 0.291	33.055	24.326 0.045	20.913	1'46.890 1'47.226	28	0.336
Overall Ideal Time			26.642	30.938	22.503	19.314	1'39.397		

18/08/2017

These data/results cannot be reproduced, stored and/or transmitted in whole or in part by any manner of electronic, mechanical, photocopying, recording, broadcasting or otherwise now known or herein after developed without the previous express consent by the copyright owner, except for reproduction in daily press and regular printed publications on sale to the public within 60 days of the event related to those data/results and always provided that copyright symbol appears together as follows below.

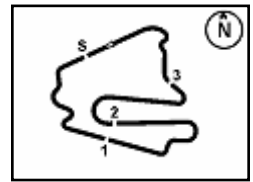
© DORNA WSBK ORGANIZATION Srl 2017

PIRELLI PERUGIA TIMING


Official Tyre Supplier



Official Timekeeper



German Round, 18-19-20 August 2017

Superstock 1000 - Chronological Analysis Free Practice 1st Session

1° 2 R. TAMBURINI (1'39.792)								6° 12 M. RINALDI (1'40.251)										
Lap	Seg.1	Seg.2	Seg.3	Seg.4	Lap Time	km/h	Local Time	Lap	Seg.1	Seg.2	Seg.3	Seg.4	Lap Time	km/h	Local Time			
1	28.042	34.362	24.271	20.943	20.008	1'43.843	267,3	9:47'56.968	1	27.521	35.744	23.939	20.668	23.250	20.248	1'42.892	270,7	9:34'58.878
2	26.975	31.566	22.894	19.740	1'41.175	271,4	9:51'21.986	2	27.115	31.769	22.961	20.178	1'42.023	270,7	9:36'40.901			
3	26.937	31.255	22.827	19.584	1'40.603	271,4	9:53'02.589	3	26.819	31.274	22.844	20.039	1'40.976	270,7	9:38'21.877			
4	29.275	31.781	23.235	28.115	1'52.406P	260,8	9:54'54.995	4	28.523	33.843	26.026	30.725	1'59.117P	272,1	9:40'20.994			
5	3'09.858	31.492	23.135	19.608	4'24.093P		9:59'19.088	5	13'26.712	31.819	22.992	19.803	1'44.326P		9:55'02.320			
6	26.772	31.043	22.583	19.394	1'39.792	270,7	10:00'58.880	6	26.837	31.211	22.711	19.830	1'40.589	271,4	9:56'42.909			
7° 70 L. VITALI (1'40.456)								7° 70 L. VITALI (1'40.456)										
2° 57 M. JONES (1'39.804)								7° 70 L. VITALI (1'40.456)										
Lap	Seg.1	Seg.2	Seg.3	Seg.4	Lap Time	km/h	Local Time	Lap	Seg.1	Seg.2	Seg.3	Seg.4	Lap Time	km/h	Local Time			
1	28.871	36.941	25.753	21.806	20.622	1'48.631	252,3	9:34'49.939	1	28.417	32.781	23.976	20.380	1'45.554	266,0	9:34'38.208		
2	27.945	32.636	23.898	21.065	1'45.544	266,0	9:36'35.483	2	27.842	31.845	23.388	20.623	1'43.698	267,3	9:36'21.906			
3	28.172	44.876	24.096	20.396	1'57.540	258,9	9:38'33.023	3	27.586	31.534	22.882	19.854	1'41.856	268,0	9:38'03.762			
4	27.022	31.219	1'22.876	23.317	2'44.434	269,3	9:41'17.457	4	27.373	31.389	22.686	19.694	1'41.142	268,7	9:39'44.904			
5	27.904	31.802	23.387	20.093	1'43.186	260,2	9:43'00.643	5	30.245	35.130	23.004	19.911	1'48.290	268,7	9:41'33.194			
6	27.194	32.009	23.130	20.002	1'42.335	268,0	9:44'42.978	6	27.210	31.081	22.895	19.655	1'40.841	269,3	9:43'14.035			
7	26.792	31.271	22.814	20.199	1'41.076	270,0	9:46'24.054	7	27.021	31.274	22.559	19.602	1'40.456	270,0	9:44'54.491			
8	26.699	31.182	22.788	19.729	1'40.398	270,7	9:48'04.452	8	32.378	37.310	26.674	32.324	2'08.686P	268,7	9:47'03.177			
9	26.642	30.950	22.541	19.671	1'39.804	270,7	9:49'44.256	9	8'15.936	38.385	22.983	19.915	9'37.219P		9:56'40.396			
10	28.773	40.932	23.576	20.011	1'53.292	272,7	9:51'37.548	10	27.578	31.324	22.687	20.438	1'42.027	268,0	9:58'22.423			
11	26.773	31.106	22.724	19.751	1'40.354	270,0	9:53'17.902	11	27.197	31.336	22.609	19.773	1'40.915	269,3	10:00'03.338			
12	27.016	31.640	22.547	19.893	1'41.096	270,7	9:54'58.998	8° 5 M. FACCANI (1'40.750)										
13	26.766	31.447	22.713	20.122	1'41.048	270,0	9:56'40.046	Lap	Seg.1	Seg.2	Seg.3	Seg.4	Lap Time	km/h	Local Time			
14	26.797	42.649	27.143	20.863	1'57.452	268,7	9:58'37.498	1	27.975	35.219	24.486	20.814	23.009	20.237	1'43.221	270,0	9:37'19.206	
15	26.876	31.178	22.746	19.877	1'40.677	268,7	10:00'18.175	2	27.393	31.655	23.319	19.768	1'42.135	270,7	9:40'44.562			
3° 23 F. SANDI (1'40.033)								3	27.277	31.258	23.341	19.802	1'41.678	270,0	9:42'26.240			
Lap	Seg.1	Seg.2	Seg.3	Seg.4	Lap Time	km/h	Local Time	4	27.488	31.428	22.642	19.917	1'41.475	270,0	9:44'07.715			
1	27.490	35.682	25.913	20.401	19.387	1'41.242	270,0	9:45'53.112	5	32.190	38.973	22.981	19.975	1'54.119	268,7	9:46'01.834		
2	26.834	30.973	22.891	19.335	1'40.033	270,0	9:47'33.145	6	26.992	31.226	23.058	19.782	1'41.058	271,4	9:47'42.892			
3	30.518	33.244	23.157	19.440	1'46.359	270,7	9:49'19.504	7	26.913	31.515	22.800	19.634	1'40.862	269,3	9:49'23.754			
4	26.947	31.148	22.717	19.314	1'40.126	272,1	9:50'59.630	8	27.039	31.216	22.817	19.678	1'40.750	271,4	9:51'04.504			
5	27.046	31.269	22.719	19.391	1'40.425	270,0	9:52'40.055	9	31.825	44.813	23.305	19.859	1'59.802	271,4	9:53'04.306			
6	30.667	33.231	25.360	33.912	2'03.170P	268,7	9:54'43.225	10	27.211	31.615	23.045	19.734	1'41.605	271,4	9:54'45.911			
7	5'25.383	34.692	23.537	20.096	6'43.708P		10:01'26.933	11	26.958	31.346	22.929	19.923	1'41.156	271,4	9:56'27.067			
4° 71 M. SCHEIB (1'40.074)								12	28.628	32.317	22.873	35.245	1'59.063P	266,7	9:58'26.130			
Lap	Seg.1	Seg.2	Seg.3	Seg.4	Lap Time	km/h	Local Time	9° 55 I. MYKHALCHYK (1'40.790)										
1	27.449	32.621	23.526	20.050			9:38'00.713	Lap	Seg.1	Seg.2	Seg.3	Seg.4	Lap Time	km/h	Local Time			
2	35.330	31.616	23.076	19.642	1'41.783	267,3	9:39'42.496	1	28.209	32.366	23.634	20.154	1'44.363	262,7	9:34'16.319			
3	26.754	31.743	23.040	19.710	1'49.823	269,3	9:41'32.319	2	27.502	33.246	23.358	19.853	1'43.959	263,4	9:36'00.278			
4	26.790	31.125	22.529	19.671	1'40.079	267,3	9:43'12.398	3	27.499	32.458	23.040	20.105	1'43.102	265,3	9:37'43.380			
5	33.694	32.134	23.006	31.236	2'00.070P	268,0	9:46'52.542	4	27.087	31.776	22.995	19.846	1'41.704	265,3	9:39'25.084			
6	7'02.591	31.828	23.051	20.059	8'17.529P		9:55'10.071	5	27.376	31.725	22.928	19.897	1'41.926	264,0	9:41'07.010			
7	27.565	31.392	22.839	19.789	1'41.585	266,7	9:56'51.656	6	27.284	31.658	22.879	19.889	1'41.710	262,7	9:42'48.720			
8	26.899	32.732	23.285	28.124	1'51.040P	267,3	9:58'42.696	7	26.960	31.529	22.810	19.811	1'41.110	264,0	9:44'29.830			
9	1'20.296	31.668	23.074	20.227	2'35.265P		10:01'17.961	8	32.344	39.111	25.323	33.711	2'10.489P	265,3	9:46'40.319			
5° 21 F. MARINO (1'40.096)								9	8'19.294	36.322	30.318	21.158	9'47.092P		9:56'27.411			
Lap	Seg.1	Seg.2	Seg.3	Seg.4	Lap Time	km/h	Local Time	10	27.402	31.801	22.893	19.691	1'41.787	262,7	9:58'09.198			
1	27.929	33.165	23.839	20.130			9:38'27.446	11	26.982	31.379	22.781	19.648	1'40.790	265,3	9:59'49.988			
2	27.048	31.287	22.754	19.721	1'41.691	272,1	9:40'09.137	12	27.034	31.272	22.694	19.811	1'40.811	265,3	10:01'30.799			
3	27.360	31.079	22.728	19.437	1'40.604	272,1	9:43'30.663	10° 54 T. RAZGATLIOGLU (1'41.009)										
4	27.020	31.098	22.684	19.449	1'40.251	272,1	9:45'10.914	Lap	Seg.1	Seg.2	Seg.3	Seg.4	Lap Time	km/h	Local Time			
5	28.884	32.674	23.307	28.528	1'53.393P	274,8	9:47'04.307	1	27.883	35.037	24.408	21.556			9:32'11.902			
6	4'53.221	41.869	23.012	19.804	6'17.906P		9:53'22.213	2	27.898	32.487	23.566	20.263	1'44.199	268,0	9:33'56.101			
7	27.106	31.373	22.773	19.568	1'40.820	271,4	9:55'03.033	3	27.968	31.760	23.157	19.984	1'42.869	272,1	9:37'22.483			
8	26.853	31.017	22.680	19.546	1'40.096	274,8	9:56'43.129	4	28.096	31.740	23.139	19.595	1'42.570	270,7	9:39'05.053			
9	27.009	31.302	22.761	19.521	1'40.593	277,0	9:58'23.722											
10	26.860	30.938	22.661	19.654	1'40.113	275,5	10:00'03.835											

18/08/2017 P = Pits In/Out - C = Lap-Time Cancelled

These data/results cannot be reproduced, stored and/or transmitted in whole or in part by any manner of electronic, mechanical, photocopying, recording, broadcasting or otherwise now known or herein after developed without the previous express consent by the copyright owner, except for reproduction in daily press and regular printed publications on sale to the public within 60 days of the event related to those data/results and always provided that copyright symbol appears together as follows below.

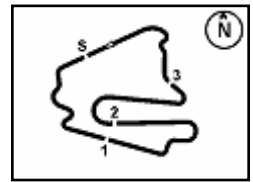
© DORNA WSBK ORGANIZATION Srl 2017



2.5

STK1000

120/06



Lausitzring 4.265 m

German Round, 18-19-20 August 2017

Superstock 1000 - Chronological Analysis Free Practice 1st Session

2 / 4

5	27.931	31.390	23.052	19.619	1'41.992	270,7	9:40'47.045	8	27.376	31.647	23.169	20.139	1'42.331	257,1	10:01'08.801	
6	27.603	31.521	22.971	19.823	1'41.918	270,7	9:42'28.963	15° 41 F. D'ANNUNZIO (1'42.427)								
7	27.284	31.457	23.064	31.446	1'53.251P	270,7	9:44'22.214	Lap	Seg.1	Seg.2	Seg.3	Seg.4	Lap Time	km/h	Local Time	
8	7'16.599	32.075	23.146	20.159	8'31.979P		9:52'54.193	1	29.343	33.857	24.987	20.458	1'48.645	237,7	9:34'39.109	
9	27.071	31.517	22.891	19.530	1'41.009	270,0	9:54'35.202	2	28.369	32.540	23.645	20.339	1'44.893	258,3	9:36'24.002	
10	31.317	40.432	29.851	20.070	2'01.670	270,0	9:56'36.872	3	28.355	32.646	23.790	20.671	1'45.462	259,6	9:38'09.464	
11	27.337	31.529	22.972	19.592	1'41.430	268,0	9:58'18.302	4	28.248	32.093	24.078	20.257	1'44.676	266,0	9:39'54.140	
12	27.374	31.556	22.809	19.812	1'41.551	270,0	9:59'59.853	5	28.356	32.187	23.521	20.283	1'44.347	265,3	9:41'38.487	
13	27.671	37.910	26.782	33.556	2'05.919P	273,4	10:02'05.772	6	27.847	32.228	23.721	20.087	1'43.883	266,7	9:43'22.370	
11° 11 J. GUARNONI (1'41.244)							7	34.243	33.802	23.486	34.336	2'05.867P	265,3	9:45'28.237		
Lap	Seg.1	Seg.2	Seg.3	Seg.4	Lap Time	km/h	Local Time	8	8'04.720	32.763	23.406	20.279	9'21.168P		9:54'49.405	
1	28.415	32.556	23.309	20.341	1'44.621	267,3	9:34'22.218	9	27.984	31.931	23.581	20.080	1'43.576	263,4	9:56'32.981	
2	28.034	31.904	22.988	20.014	1'42.940	268,0	9:36'05.158	10	27.565	31.788	23.118	19.956	1'42.427	266,7	9:58'15.408	
3	27.970	41.266	27.009	20.318	1'56.563	265,3	9:38'01.721	11	27.693	31.723	25.013	24.636	1'49.065	265,3	10:00'04.473	
4	27.501	31.564	23.055	19.971	1'42.091	268,0	9:39'43.812	16° 3 S. SUCHET (1'42.490)								
5	1'45.867	37.745	27.010	31.681	3'22.303P	268,7	9:43'06.115	Lap	Seg.1	Seg.2	Seg.3	Seg.4	Lap Time	km/h	Local Time	
6	7'58.263	32.877	23.495	20.279	9'14.914P		9:52'21.029	1	29.118	34.014	25.489	21.999	36.882	25.489	21.999	9:32'50.188
7	27.569	31.703	23.044	19.876	1'42.192	266,0	9:54'03.221	2	3'25.496	33.001	23.707	20.305	4'42.509P	260,2	9:34'48.134	
8	27.381	31.604	23.115	19.901	1'42.001	268,0	9:55'45.222	3	28.008	32.515	23.572	20.237	1'44.332	269,3	9:41'14.975	
9	27.240	31.363	22.882	19.759	1'41.244	268,7	9:57'26.466	4	27.903	33.267	24.504	30.041	1'55.715P	270,7	9:43'10.690	
10	27.761	37.721	23.599	20.058	1'49.139	268,0	9:59'15.605	5	4'27.551	33.240	26.369	20.776	5'47.936P		9:48'58.626	
11	27.492	31.441	23.076	19.777	1'41.786	267,3	10:00'57.391	6	27.945	32.186	23.727	20.023	1'43.881	269,3	9:50'42.507	
12° 7 M. FRITZ (1'41.806)							7	27.623	31.965	23.028	19.978	1'42.594	266,0	9:52'25.101		
Lap	Seg.1	Seg.2	Seg.3	Seg.4	Lap Time	km/h	Local Time	8	27.990	32.957	23.611	20.286	1'44.844	264,7	9:54'09.945	
1	28.482	32.777	23.470	20.464	1'45.193	269,3	9:41'50.999	9	29.215	34.941	23.722	22.294	1'50.172	270,7	9:56'00.117	
2	29.915	32.297	24.347	20.463	1'47.022	272,7	9:43'38.021	10	27.981	31.642	22.874	19.993	1'42.490	260,2	9:57'42.607	
3	27.802	32.055	23.167	20.319	1'43.343	267,3	9:45'21.364	11	29.002	32.449	23.759	28.685	1'53.895P	268,7	9:59'36.502	
4	27.466	32.181	23.125	20.135	1'42.907	268,0	9:47'04.271	17° 77 W. TESSELS (1'42.867)								
5	27.493	31.848	23.061	20.059	1'42.461	266,7	9:48'46.732	Lap	Seg.1	Seg.2	Seg.3	Seg.4	Lap Time	km/h	Local Time	
6	27.941	33.813	23.905	31.308	1'56.967P	268,0	9:50'43.699	1	28.954	36.536	25.526	21.780	36.536	25.526	21.780	9:32'24.166
7	5'32.520	32.572	23.218	20.114	6'48.424P		9:57'32.123	2	27.897	33.316	24.296	21.105	1'47.671	257,7	9:34'11.837	
8	27.543	31.794	23.276	19.941	1'42.554	266,7	9:59'14.677	3	28.328	32.530	23.912	20.621	1'44.960	264,0	9:35'56.797	
9	27.296	31.565	22.948	19.997	1'41.806	269,3	10:00'56.483	4	27.897	32.344	23.641	20.582	1'44.895	260,2	9:37'41.692	
13° 19 J. PUFFE (1'41.989)							5	27.772	32.211	23.685	20.368	1'44.036	265,3	9:41'09.979		
Lap	Seg.1	Seg.2	Seg.3	Seg.4	Lap Time	km/h	Local Time	6	27.917	31.969	23.407	20.484	1'43.777	263,4	9:42'53.756	
1	28.723	32.896	24.119	20.506	1'46.244	266,7	9:33'55.788	7	30.307	33.968	26.325	31.836	2'02.436P	258,3	9:44'56.192	
2	28.034	33.047	23.682	20.193	1'44.956	267,3	9:35'40.744	8	4'11.796	33.192	41.080	23.528	5'49.596P		9:50'45.788	
3	27.889	32.643	23.801	20.204	1'44.537	270,0	9:37'25.281	9	27.722	32.168	23.774	20.268	1'43.932	258,9	9:52'29.720	
4	27.741	32.409	23.594	20.050	1'43.794	272,1	9:39'09.075	10	27.592	32.064	23.414	20.365	1'43.435	262,1	9:54'13.155	
5	28.142	32.169	23.621	19.968	1'43.900	270,7	9:40'52.975	11	27.579	31.867	23.474	20.238	1'43.158	262,7	9:55'56.313	
6	27.620	31.816	23.456	20.547	1'43.439	270,0	9:42'36.414	12	27.470	31.844	23.423	20.130	1'42.867	260,8	9:57'39.180	
7	27.583	31.983	23.268	19.832	1'42.666	268,7	9:44'19.080	13	28.553	36.872	23.604	20.696	1'49.725	262,1	9:59'28.905	
8	30.826	32.555	23.609	31.696	1'58.686P	270,0	9:46'17.766	14	27.521	32.149	23.497	20.237	1'43.404	262,7	10:01'12.309	
9	4'28.632	32.527	23.670	20.475	5'45.304P		9:52'03.070	18° 59 A. SCHACHT (1'43.301)								
10	27.592	31.849	23.451	20.197	1'43.089	268,0	9:53'46.159	Lap	Seg.1	Seg.2	Seg.3	Seg.4	Lap Time	km/h	Local Time	
11	27.575	31.835	23.200	19.895	1'42.505	268,0	9:55'28.664	1	29.124	36.589	25.720	21.860	36.589	25.720	21.860	9:33'01.573
12	27.424	31.602	23.164	19.799	1'41.989	267,3	9:57'10.653	2	28.406	33.150	24.088	20.879	1'47.241	246,5	9:34'48.814	
13	27.297	42.349	23.468	19.903	1'53.017C	268,7	9:59'03.670	3	28.192	32.974	23.902	20.730	1'46.012	261,5	9:36'34.826	
14	27.405	31.690	23.211	19.858	1'42.164	268,7	10:00'45.834	4	27.726	32.357	23.517	20.325	1'44.391	262,7	9:38'19.217	
14° 90 T. FINSTERBUSCH (1'42.331)							5	27.726	33.080	23.893	20.546	1'45.245	266,0	9:40'04.462		
Lap	Seg.1	Seg.2	Seg.3	Seg.4	Lap Time	km/h	Local Time	6	28.172	32.843	23.641	20.419	1'45.075	264,0	9:41'49.537	
1	27.752	32.858	23.595	20.282			9:47'16.942	7	28.330	32.220	23.509	20.325	1'44.384	260,2	9:43'33.921	
2	27.478	31.888	23.261	20.080	1'42.981	259,6	9:48'59.923	8	28.726	33.403	24.121	36.042	2'02.292P	255,2	9:45'36.213	
3	27.493	31.754	23.176	20.077	1'42.485	265,3	9:50'42.408	9	3'57.336	33.313	23.685	20.539	5'14.873P		9:50'51.086	
4	27.467	32.104	23.554	20.499	1'43.624	264,7	9:54'09.483	10	27.978	32.468	23.481	20.280	1'44.207	260,8	9:52'35.293	
5	29.587	34.521	23.308	20.243	1'47.659	260,2	9:55'57.142	11	27.700	32.129	23.271	20.201	1'43.301	264,0	9:54'18.594	
6	27.421	31.531	23.185	20.210	1'42.347	260,8	9:57'39.489	12	27.774	32.383	23.380	20.250	1'43.787	264,0	9:56'02.381	
7	27.624	35.849	23.301	20.207	1'46.981	266,7	9:59'26.470	13	27.942	32.430	23.323	20.199	1'43.894	263,4	9:57'46.275	
								14	27.824	32.420	23.521	20.159	1'43.924	264,0	9:59'30.199	

18/08/2017 P = Pits In/Out - C = Lap-Time Cancelled

These data/results cannot be reproduced, stored and/or transmitted in whole or in part by any manner of electronic, mechanical, photocopying, recording, broadcasting or otherwise now known or herein after developed without the previous express consent by the copyright owner, except for reproduction in daily press and regular printed publications on sale to the public within 60 days of the event related to those data/results and always provided that copyright symbol appears together as follows below.

© DORNA WSBK ORGANIZATION Srl 2017

PIRELLI PERUGIA TIMING



Official Tyre Supplier

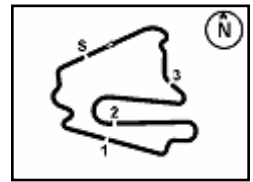


Official Timekeeper



2.5

STK1000
120/06



Lausitzring 4.265 m

German Round, 18-19-20 August 2017

Superstock 1000 - Chronological Analysis Free Practice 1st Session

3 / 4

19° 68 G. SCOTT (1'43.409)							
Lap	Seg.1	Seg.2	Seg.3	Seg.4	Lap Time	km/h	Local Time
14	27.841	32.112	23.398	20.084	1'43.435	266,0	10:01'13.634
1	28.913	33.246	23.872	20.782	1'46.813	262,7	9:33'57.103
2	28.130	32.315	23.737	20.396	1'44.578	268,0	9:35'41.681
3	28.025	32.172	23.512	20.319	1'44.028	266,0	9:37'25.709
4	27.716	32.262	23.493	20.347	1'43.818	268,0	9:39'09.527
5	27.916	32.392	23.367	20.214	1'43.889	267,3	9:40'53.416
6	28.153	32.053	23.256	31.475	1'54.937P	270,0	9:42'48.353
7	3'35.431	32.802	23.712	20.724	4'52.669P		9:47'41.022
8	28.078	32.630	23.299	20.162	1'44.169	262,1	9:49'25.191
9	27.891	32.069	23.181	20.322	1'43.463	265,3	9:51'08.654
10	27.848	32.479	23.398	20.324	1'44.049	266,0	9:52'52.703
11	27.780	32.082	23.298	20.249	1'43.409	264,7	9:54'36.112
12	27.915	32.955	23.273	20.233	1'44.376	265,3	9:56'20.488
13	27.797	32.206	23.378	20.189	1'43.570	264,0	9:58'04.058
14	27.897	32.061	23.392	20.099	1'43.449	262,7	9:59'47.507
15	30.372	32.162	23.125	20.271	1'45.930	266,7	10:01'33.437

20° 18 R. CECCHINI (1'43.502)							
Lap	Seg.1	Seg.2	Seg.3	Seg.4	Lap Time	km/h	Local Time
1	53.878	37.973	26.684	23.251	2'17.055	260,8	9:32'50.333
2	31.107	40.672	25.843	21.566	2'13.081	256,5	9:37'20.469
3	28.946	33.897	23.994	20.895	1'47.732	264,7	9:39'08.201
4	29.097	33.091	23.943	20.840	1'46.971	264,0	9:40'55.172
5	28.388	32.706	23.991	20.504	1'45.589	264,7	9:42'40.761
6	28.239	32.370	23.738	20.374	1'44.721	261,5	9:44'25.482
7	29.411	37.725	25.770	29.905	2'02.811P	262,1	9:46'28.293
8	1'55.535	34.254	23.726	20.305	3'13.820P		9:49'42.113
9	28.270	32.870	23.653	20.348	1'45.141	262,7	9:51'27.254
10	28.124	32.680	23.663	20.118	1'44.585	264,0	9:53'11.839
11	27.845	32.036	23.614	20.752	1'44.247	265,3	9:54'56.086
12	28.030	32.149	23.255	20.533	1'43.967	262,7	9:56'40.053
13	27.847	32.408	23.401	20.307	1'43.963	262,7	9:58'24.016
14	27.599	32.299	23.482	20.122	1'43.502	265,3	10:00'07.518

21° 51 E. VIONNET (1'43.706)							
Lap	Seg.1	Seg.2	Seg.3	Seg.4	Lap Time	km/h	Local Time
1	29.652	33.226	24.380	20.773	1'48.031	249,3	9:33'46.611
2	28.852	32.963	23.943	20.613	1'46.371	265,3	9:35'32.982
3	28.892	32.881	23.948	21.057	1'46.778	264,7	9:37'19.760
4	28.252	32.490	23.582	20.568	1'44.892	266,7	9:39'04.652
5	28.678	32.170	23.662	20.597	1'45.107	268,0	9:40'49.759
6	28.396	32.787	24.489	30.932	1'56.604P	266,0	9:42'46.363
7	5'27.507	33.514	24.075	20.606	6'45.702P		9:49'32.065
8	28.563	32.262	23.846	20.371	1'45.042	266,0	9:51'17.107
9	28.150	32.286	23.876	20.547	1'44.859	266,7	9:53'01.966
10	28.276	32.438	23.839	20.185	1'44.738	266,7	9:54'46.704
11	28.176	32.136	23.697	20.473	1'44.482C	268,0	9:56'31.186
12	27.992	32.353	24.267	20.280	1'44.892	264,7	9:58'16.078
13	27.901	31.838	23.529	20.438	1'43.706	268,0	9:59'59.784
14	28.266	32.260	23.877	20.383	1'44.786	264,0	10:01'44.570

22° 34 X. PINSACH (1'43.837)							
Lap	Seg.1	Seg.2	Seg.3	Seg.4	Lap Time	km/h	Local Time
1	29.066	33.683	25.013	21.424	1'47.898	264,7	9:34'10.527
2	28.437	32.919	23.888	20.498	1'45.742	265,3	9:35'56.269
3	29.424	33.931	24.019	20.545	1'47.919	268,7	9:37'44.188
4	27.973	32.669	23.722	20.359	1'44.723	269,3	9:39'28.911
5	28.226	32.588	23.977	20.462	1'45.253	266,7	9:41'14.164
6	28.449	32.413	23.675	20.330	1'44.867	264,0	9:42'59.031

7	28.181	32.366	23.978	20.330	1'44.855	266,7	9:44'43.886
8	28.040	32.500	23.702	20.299	1'44.541	270,7	9:46'28.427
9	28.055	35.378	24.215	31.517	1'59.165P	267,3	9:48'27.592
10	3'11.653	32.737	23.684	20.208	4'28.282P		9:52'55.874
11	27.996	32.134	23.539	20.428	1'44.097	267,3	9:54'39.971
12	28.071	32.063	23.521	20.182	1'43.837	266,7	9:56'23.808
13	28.187	31.951	23.697	20.184	1'44.019	264,7	9:58'07.827
14	28.156	37.021	25.897	22.400	1'53.474	267,3	10:00'01.301

23° 6 E. PUSCEDDU (1'43.912)							
Lap	Seg.1	Seg.2	Seg.3	Seg.4	Lap Time	km/h	Local Time
1	29.812	40.807	27.392	22.961	1'52.989	254,0	9:34'31.097
2	29.257	35.166	25.320	21.296	1'51.039	254,0	9:36'22.136
3	28.408	33.243	24.521	21.205	1'47.377	258,3	9:38'09.513
4	28.965	33.142	24.566	20.882	1'47.555	255,2	9:39'57.068
5	28.475	33.066	24.465	33.221	1'59.227P	257,7	9:41'56.295
6	3'52.222	34.232	24.390	20.919	5'11.763P		9:47'08.058
7	28.464	32.769	23.939	20.666	1'45.838	255,2	9:48'53.896
8	27.990	32.656	24.252	20.660	1'45.558	257,1	9:50'39.454
9	28.119	32.654	23.877	20.634	1'45.284	254,0	9:52'24.738
10	27.955	32.600	24.058	20.633	1'45.246	258,3	9:54'09.984
11	28.318	33.698	25.123	20.547	1'47.686	259,6	9:55'57.670
12	27.769	32.168	23.705	20.270	1'43.912	258,3	9:57'41.582
13	27.671	32.172	23.756	20.442	1'44.041	259,6	9:59'25.623

24° 13 F. SANCHIONI (1'44.839)							
Lap	Seg.1	Seg.2	Seg.3	Seg.4	Lap Time	km/h	Local Time
1	29.714	34.116	25.798	21.722	1'51.350	257,7	9:34'31.263
2	29.424	42.495	25.219	20.975	1'58.113	260,8	9:36'29.376
3	29.546	33.163	24.772	20.880	1'48.361	264,7	9:38'17.737
4	28.612	33.463	24.576	21.091	1'47.755	260,8	9:40'05.492
5	28.393	32.420	23.668	20.654	1'45.135	261,5	9:41'50.627
6	28.700	32.748	27.019	33.561	2'02.028P	262,1	9:43'52.655
7	7'06.285	39.079	24.033	20.839	8'30.236P		9:52'22.891
8	28.572	33.375	23.883	20.705	1'46.535	265,3	9:54'09.426
9	28.463	38.891	25.680	20.784	1'53.818	260,2	9:56'03.244
10	28.252	32.331	23.588	20.668	1'44.839	260,8	9:57'48.083
11	28.271	32.358	23.536	20.787	1'44.952	260,2	9:59'33.035
12	28.222	32.312	23.821	20.523	1'44.878	260,8	10:01'17.913

25° 32 M. MOSER (1'45.033)							
Lap	Seg.1	Seg.2	Seg.3	Seg.4	Lap Time	km/h	Local Time
1	30.463	34.238	24.367	21.333	1'50.401	222,9	9:34'34.504
2	29.332	33.793	24.413	20.910	1'48.448	248,2	9:36'22.952
3	28.829	33.372	24.302	20.938	1'47.441	247,6	9:38'10.393
4	28.796	33.037	24.154	20.789	1'46.776	249,3	9:39'57.169
5	29.322	33.122	23.804	34.172	2'00.420P	250,5	9:41'57.589
6	5'48.726	35.484	24.449	20.936	7'09.595P		9:49'07.184
7	28.773	33.084	23.862	20.702	1'46.421	258,9	9:50'53.605
8	28.687	32.766	23.753	20.557	1'45.763	258,3	9:52'39.368
9	28.627	32.770	23.668	20.512	1'45.577	259,6	9:54'24.945
10	28.361	32.753	23.415	20.504	1'45.033	257,7	9:56'09.978
11	28.381	32.866	25.747	22.150	1'49.144	258,9	9:57'59.122
12	28.529	32.813	23.482	20.451	1'45.275	257,7	9:59'44.397
13	28.737	32.952	23.869	34.288	1'59.846P	257,1	10:01'44.243

26° 81 A. BERNARDI (1'45.275)							
Lap	Seg.1	Seg.2	Seg.3	Seg.4	Lap Time	km/h	Local Time
1	30.350	37.880	28.506	22.464	1'51.418	258,3	9:38'52.842
2	28.102	32.598	24.025	20.550	1'45.275	260,8	9:40'38.117
3	28.038	32.495	24.520	21.009	1'46.062	258,9	9:42'24.179
4	30.060	32.462	23.775	20.610	1'46.907	257,7	9:44'11.086

18/08/2017

P = Pits In/Out - C = Lap-Time Cancelled

These data/results cannot be reproduced, stored and/or transmitted in whole or in part by any manner of electronic, mechanical, photocopying, recording, broadcasting or otherwise now known or herein after developed without the previous express consent by the copyright owner, except for reproduction in daily press and regular printed publications on sale to the public within 60 days of the event related to those data/results and always provided that copyright symbol appears together as follows below.

© DORNA WSBK ORGANIZATION Srl 2017

FKR PERUGIA TIMING



Official Tyre Supplier



Official Timekeeper



German Round, 18-19-20 August 2017

Superstock 1000 - Chronological Analysis Free Practice 1st Session

5	28.128	32.706	24.642	32.763	1'58.239P	259,6	9:46'09.325
6	3'31.993	35.432	25.471	21.055	4'53.951P		9:51'03.276
7	28.353	32.765	24.091	20.677	1'45.886	258,3	9:52'49.162
8	28.099	36.544	24.169	20.993	1'49.805	257,7	9:54'38.967
9	28.079	32.659	24.291	20.649	1'45.678	257,1	9:56'24.645
10	42.704	45.903	29.744	34.990	2'33.341P	258,9	9:58'57.986

27° 25 W. SULIS (1'46.233)

Lap	Seg.1	Seg.2	Seg.3	Seg.4	Lap Time	km/h	Local Time
		37.825	26.589	21.923			9:32'39.453
1	30.403	35.471	25.291	21.769	1'52.934	258,9	9:34'32.387
2	29.439	34.835	25.843	21.450	1'51.567	245,9	9:36'23.954
3	29.518	33.572	24.442	21.268	1'48.800	252,8	9:38'12.754
4	29.439	34.177	24.510	20.876	1'49.002	263,4	9:40'01.756
5	30.315	37.329	24.722	34.956	2'07.322P	265,3	9:42'09.078
6	4'18.303	34.594	25.079	20.887	5'38.863P		9:47'47.941
7	29.212	33.246	24.361	20.883	1'47.702	259,6	9:49'35.643
8	29.075	33.337	24.277	20.701	1'47.390	262,7	9:51'23.033
9	28.745	33.296	24.402	21.052	1'47.495	264,7	9:53'10.528
10	30.894	41.616	25.080	20.988	1'58.578	261,5	9:55'09.106
11	29.000	32.844	23.954	20.435	1'46.233	262,7	9:56'55.339
12	30.894	34.277	25.753	35.281	2'06.205P	265,3	9:59'01.544

28° 46 M. CUDEVILLE (1'47.226)

Lap	Seg.1	Seg.2	Seg.3	Seg.4	Lap Time	km/h	Local Time
		37.083	25.525	22.311			9:32'12.081
1	30.113	35.006	25.091	22.054	1'52.264	256,5	9:34'04.345
2	29.619	34.883	24.616	21.996	1'51.114	258,9	9:35'55.459
3	29.952	35.005	24.792	21.792	1'51.541	255,2	9:37'47.000
4	29.482	34.514	25.320	30.823	2'00.139P	257,7	9:39'47.139
5	3'28.213	33.884	24.499	21.302	4'47.898P		9:44'35.037
6	29.215	34.086	24.652	21.243	1'49.196	257,1	9:46'24.233
7	28.755	33.236	24.326	21.984	1'48.301	260,2	9:48'12.534
8	28.806	33.786	24.528	21.551	1'48.671	258,9	9:50'01.205
9	28.906	33.551	24.418	21.232	1'48.107	257,1	9:51'49.312
10	30.716	40.336	25.196	30.811	2'07.059P	258,9	9:53'56.371
11	1'47.577	34.184	24.950	21.748	3'08.459P		9:57'04.830
12	28.596	33.284	24.378	21.460	1'47.718	260,8	9:58'52.548
13	28.887	33.055	24.371	20.913	1'47.226	255,9	10:00'39.774

18/08/2017

P = Pits In/Out - C = Lap-Time Cancelled

These data/results cannot be reproduced, stored and/or transmitted in whole or in part by any manner of electronic, mechanical, photocopying, recording, broadcasting or otherwise now known or herein after developed without the previous express consent by the copyright owner, except for reproduction in daily press and regular printed publications on sale to the public within 60 days of the event related to those data/results and always provided that copyright symbol appears together as follows below.

© DORNA WSBK ORGANIZATION Srl 2017

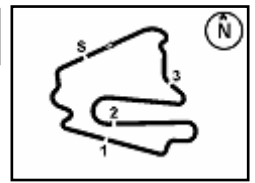
FIAT PERUGIA TIMING



Official Tyre Supplier



Official Timekeeper

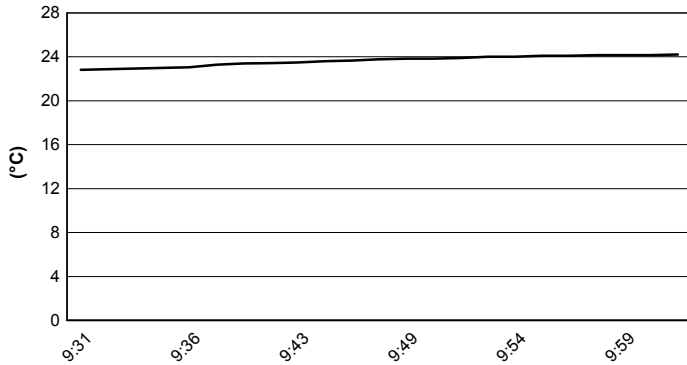


Lausitzring 4.265 m

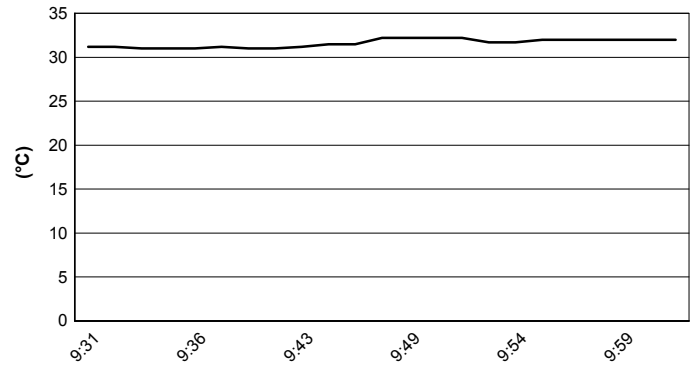
German Round, 18-19-20 August 2017
Superstock 1000 - Weather Report Free Practice 1st Session

Session started 09:30 Session ended 10:02

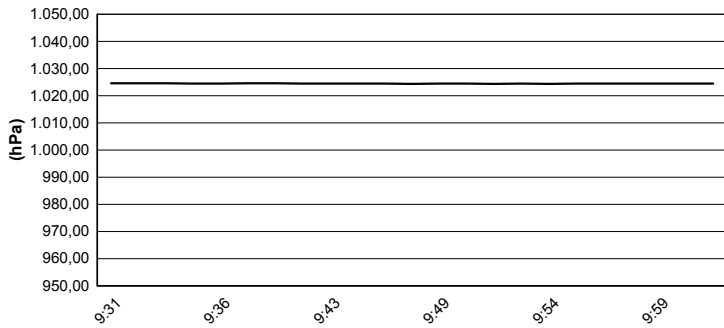
Air Temperature



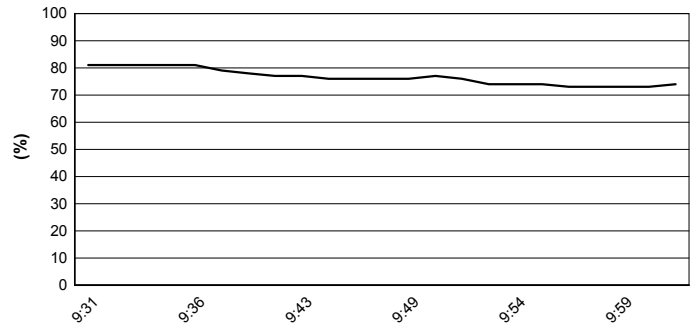
Track Temperature



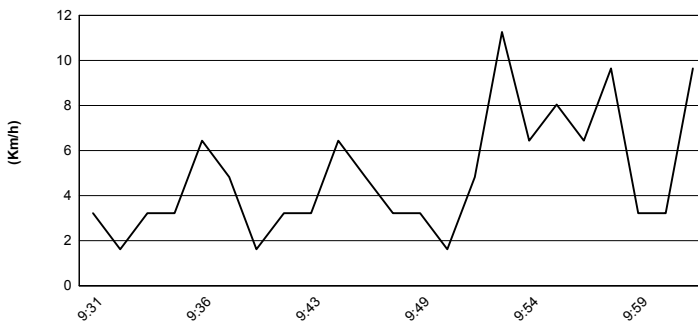
Air Pressure



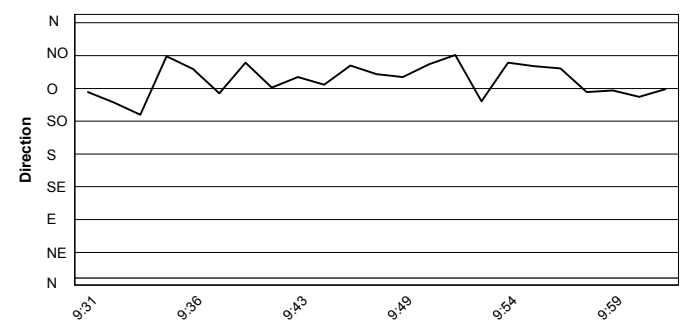
Humidity



Wind Speed



Wind Direction



18/08/2017

These data/results cannot be reproduced, stored and/or transmitted in whole or in part by any manner of electronic, mechanical, photocopying, recording, broadcasting or otherwise now known or herein after developed without the previous express consent by the copyright owner, except for reproduction in daily press and regular printed publications on sale to the public within 60 days of the event related to those data/results and always provided that copyright symbol appears together as follows below.

© DORNA WSBK ORGANIZATION Srl 2017



Official Tyre Supplier



Official Timekeeper