

### German Round, 18-19-20 August 2017

### Superstock 1000 - Free Practices Combined Results

Lausitzring 4.265 m

No.	Rider	Nat	Team	Bike	FP1	FP2	FP3	Time	Gap	Rel.	Laps
1	<b>57 JONES</b> Mike	AUS	Aruba.it Racing - Junior Team	Ducati Panigale R	1'39.804	1'39.596	<b>1'39.218</b>	<b>1'39.218</b>			39
2	<b>12 RINALDI</b> Michael Ruben	ITA	Aruba.it Racing - Junior Team	Ducati Panigale R	1'40.251	1'40.284	<b>1'39.222</b>	<b>1'39.222</b>	0.004	0.004	31
3	<b>71 SCHEIB</b> Maximilian	CHI	Nuova M2 Racing	Aprilia RSV4 RF	1'40.074	<b>1'39.330</b>	1'39.790	<b>1'39.330</b>	0.112	0.108	31
4	<b>2 TAMBURINI</b> Roberto	ITA	PATA Yamaha Official STK 1000 Team	Yamaha YZF R1	1'39.792	1'39.456	<b>1'39.405</b>	<b>1'39.405</b>	0.187	0.075	28
5	<b>21 MARINO</b> Florian	FRA	PATA Yamaha Official STK 1000 Team	Yamaha YZF R1	1'40.096	1'39.653	<b>1'39.514</b>	<b>1'39.514</b>	0.296	0.109	36
6	<b>23 SANDI</b> Federico	ITA	Berclaz Racing Team	BMW S 1000 RR	1'40.033	<b>1'39.555</b>	1'39.927	<b>1'39.555</b>	0.337	0.041	29
7	<b>70 VITALI</b> Luca	ITA	Nuova M2 Racing	Aprilia RSV4 RF	1'40.456	<b>1'39.768</b>	1'40.675	<b>1'39.768</b>	0.550	0.213	37
8	<b>5 FACCANI</b> Marco	ITA	Althea BMW Racing Team	BMW S 1000 RR	1'40.750	1'40.405	<b>1'39.849</b>	<b>1'39.849</b>	0.631	0.081	32
9	<b>55 MYKHALCHYK</b> Illia	UKR	TripleM Racing	Kawasaki ZX-10RR	1'40.790	1'40.132	<b>1'39.899</b>	<b>1'39.899</b>	0.681	0.050	37
10	<b>54 RAZGATLIOGLU</b> Toprak	TUR	Kawasaki Puccetti Racing	Kawasaki ZX-10RR	1'41.009	<b>1'39.945</b>	1'40.092	<b>1'39.945</b>	0.727	0.046	38
11	<b>11 GUARNONI</b> Jeremv	FRA	Pedercini Racing Kawasaki	Kawasaki ZX-10RR	1'41.244	<b>1'40.086</b>	1'40.813	<b>1'40.086</b>	0.868	0.141	36
12	<b>7 FRITZ</b> Marvin	GER	Bayer-Bikerbox Yamaichi	Yamaha YZF R1	1'41.806	1'40.864	<b>1'40.862</b>	<b>1'40.862</b>	1.644	0.776	30
13	<b>3 SUCHET</b> Sebastien	SUI	Berclaz Racing Team	BMW S 1000 RR	1'42.490	1'41.786	<b>1'41.087</b>	<b>1'41.087</b>	1.869	0.225	34
14	<b>51 VIONNET</b> Eric	SUI	Motors Vionnet	BMW S 1000 RR	1'43.706	1'43.273	<b>1'41.376</b>	<b>1'41.376</b>	2.158	0.289	41
15	<b>18 CECCHINI</b> Riccardo	ITA	2R Road Racing	BMW S 1000 RR	1'43.502	1'42.359	<b>1'41.451</b>	<b>1'41.451</b>	2.233	0.075	36
16	<b>32 MOSER</b> Marc	GER	TripleM Racing	Kawasaki ZX-10RR	1'45.033	1'43.529	<b>1'41.532</b>	<b>1'41.532</b>	2.314	0.081	38
17	<b>41 D'ANNUNZIO</b> Federico	ITA	FDA Racing Team	BMW S 1000 RR	1'42.427	<b>1'41.550</b>	1'42.054	<b>1'41.550</b>	2.332	0.018	34
18	<b>90 FINSTERBUSCH</b> Toni	GER	Agro On-Benjan-Kawasaki	Kawasaki ZX-10RR	1'42.331	<b>1'41.861</b>	1'44.017	<b>1'41.861</b>	2.643	0.311	22
19	<b>19 PUFFE</b> Julian	GER	Althea MF84	BMW S 1000 RR	1'41.989	1'41.900	<b>1'41.873</b>	<b>1'41.873</b>	2.655	0.012	42
20	<b>59 SCHACHT</b> Alex	DEN	EAB Schacht Racing Team	Ducati Panigale R	1'43.301	<b>1'41.885</b>	1'42.134	<b>1'41.885</b>	2.667	0.012	37
21	<b>34 PINSACH</b> Xavier	ESP	ETG Racing	Kawasaki ZX-10RR	1'43.837	1'42.605	<b>1'42.017</b>	<b>1'42.017</b>	2.799	0.132	43
22	<b>77 TESSELS</b> Wayne	NED	Agro On-Benjan-Kawasaki	Kawasaki ZX-10RR	1'42.867	1'42.698	<b>1'42.201</b>	<b>1'42.201</b>	2.983	0.184	41
23	<b>68 SCOTT</b> Glenn	AUS	Agro On-Benjan-Kawasaki	Kawasaki ZX-10RR	1'43.409	<b>1'42.314</b>	1'42.437	<b>1'42.314</b>	3.096	0.113	43
24	<b>6 PUSCEDDU</b> Emanuele	ITA	D.K.Racing	BMW S 1000 RR	1'43.912	1'42.634	<b>1'42.575</b>	<b>1'42.575</b>	3.357	0.261	27
25	<b>13 SANCHIONI</b> Federico	ITA	Clasitaly	BMW S 1000 RR	1'44.839	1'44.076	<b>1'42.685</b>	<b>1'42.685</b>	3.467	0.110	35
26	<b>81 BERNARDI</b> Alex	ITA	TheBlackSheepTeam	Yamaha YZF R1	1'45.275	1'44.237	<b>1'43.167</b>	<b>1'43.167</b>	3.949	0.482	35
27	<b>46 CUDEVILLE</b> Maxime	FRA	Leader Team Flembbo	Kawasaki ZX-10RR	1'47.226	1'44.611	<b>1'43.988</b>	<b>1'43.988</b>	4.770	0.821	37
28	<b>25 SULIS</b> Walter	ITA	Team Trasimeno	Yamaha YZF R1	1'46.233	1'45.498	<b>1'44.070</b>	<b>1'44.070</b>	4.852	0.082	38

19/08/2017

These data/results cannot be reproduced, stored and/or transmitted in whole or in part by any manner of electronic, mechanical, photocopying, recording, broadcasting or otherwise now known or herein after developed without the previous express consent by the copyright owner, except for reproduction in daily press and regular printed publications on sale to the public within 60 days of the event related to those data/results and always provided that copyright symbol appears together as follows below.

© DORNA WSBK ORGANIZATION Srl 2017

FIOR PERUGIA TIMING



Official Tyre Supplier



Official Timekeeper



4.2  
**STK1000**  
**120/06**

### German Round, 18-19-20 August 2017

#### Superstock 1000 - Results Free Practice 3rd Session

Lausitzring 4.265 m

1 / 2

No.	Rider	Nat	Team	Bike	Time	Gap	Rel.	Laps	Speed	
									Avg	Max
1	57 M. JONES	AUS	Aruba.it Racing - Junior Team	Ducati Panigale R	<b>1'39.218</b>			11	154,750	<b>270,7</b>
2	12 M. RINALDI	ITA	Aruba.it Racing - Junior Team	Ducati Panigale R	<b>1'39.222</b>	0.004	0.004	13	154,744	<b>272,7</b>
3	2 R. TAMBURINI	ITA	PATA Yamaha Official STK 1000 Team	Yamaha YZF R1	<b>1'39.405</b>	0.187	0.183	11	154,459	<b>274,8</b>
4	21 F. MARINO	FRA	PATA Yamaha Official STK 1000 Team	Yamaha YZF R1	<b>1'39.514</b>	0.296	0.109	12	154,290	<b>275,5</b>
5	71 M. SCHEIB	CHI	Nuova M2 Racing	Aprilia RSV4 RF	<b>1'39.790</b>	0.572	0.276	12	153,863	<b>269,3</b>
6	5 M. FACCANI	ITA	Althea BMW Racing Team	BMW S 1000 RR	<b>1'39.849</b>	0.631	0.059	13	153,772	<b>274,8</b>
7	55 I. MYKHALCHYK	UKR	TripleM Racing	Kawasaki ZX-10RR	<b>1'39.899</b>	0.681	0.050	13	153,695	<b>270,7</b>
8	23 F. SANDI	ITA	Berclaz Racing Team	BMW S 1000 RR	<b>1'39.927</b>	0.709	0.028	11	153,652	<b>272,7</b>
9	54 T. RAZGATLIOGLU	TUR	Kawasaki Puccetti Racing	Kawasaki ZX-10RR	<b>1'40.092</b>	0.874	0.165	13	153,399	<b>274,1</b>
10	70 L. VITALI	ITA	Nuova M2 Racing	Aprilia RSV4 RF	<b>1'40.675</b>	1.457	0.583	14	152,511	<b>272,1</b>
11	11 J. GUARNONI	FRA	Pedercini Racing Kawasaki	Kawasaki ZX-10RR	<b>1'40.813</b>	1.595	0.138	12	152,302	<b>270,0</b>
12	7 M. FRITZ	GER	Bayer-Bikerbox Yamaichi	Yamaha YZF R1	<b>1'40.862</b>	1.644	0.049	12	152,228	<b>271,4</b>
13	3 S. SUCHET	SUI	Berclaz Racing Team	BMW S 1000 RR	<b>1'41.087</b>	1.869	0.225	12	151,889	<b>271,4</b>
14	51 E. VIONNET	SUI	Motors Vionnet	BMW S 1000 RR	<b>1'41.376</b>	2.158	0.289	13	151,456	<b>270,7</b>
15	18 R. CECCHINI	ITA	2R Road Racing	BMW S 1000 RR	<b>1'41.451</b>	2.233	0.075	12	151,344	<b>266,7</b>
16	32 M. MOSER	GER	TripleM Racing	Kawasaki ZX-10RR	<b>1'41.532</b>	2.314	0.081	12	151,223	<b>258,3</b>
17	19 J. PUFFE	GER	Althea MF84	BMW S 1000 RR	<b>1'41.873</b>	2.655	0.341	14	150,717	<b>269,3</b>
18	34 X. PINSACH	ESP	ETG Racing	Kawasaki ZX-10RR	<b>1'42.017</b>	2.799	0.144	15	150,504	<b>270,7</b>
19	41 F. D'ANNUNZIO	ITA	FDA Racing Team	BMW S 1000 RR	<b>1'42.054</b>	2.836	0.037	12	150,450	<b>267,3</b>
20	59 A. SCHACHT	DEN	EAB Schacht Racing Team	Ducati Panigale R	<b>1'42.134</b>	2.916	0.080	13	150,332	<b>265,3</b>
21	77 W. TESSELS	NED	Agro On-Benjan-Kawasaki	Kawasaki ZX-10RR	<b>1'42.201</b>	2.983	0.067	14	150,233	<b>265,3</b>
22	68 G. SCOTT	AUS	Agro On-Benjan-Kawasaki	Kawasaki ZX-10RR	<b>1'42.437</b>	3.219	0.236	14	149,887	<b>268,7</b>
23	6 E. PUSCEDDU	ITA	D.K.Racing	BMW S 1000 RR	<b>1'42.575</b>	3.357	0.138	1	149,686	<b>257,1</b>
24	13 F. SANCHIONI	ITA	Clasitaly	BMW S 1000 RR	<b>1'42.685</b>	3.467	0.110	12	149,525	<b>269,3</b>
25	81 A. BERNARDI	ITA	TheBlackSheepTeam	Yamaha YZF R1	<b>1'43.167</b>	3.949	0.482	13	148,827	<b>263,4</b>
26	46 M. CUDEVILLE	FRA	Leader Team Flembbo	Kawasaki ZX-10RR	<b>1'43.988</b>	4.770	0.821	12	147,652	<b>264,0</b>
27	90 T. FINSTERBUSCH	GER	Agro On-Benjan-Kawasaki	Kawasaki ZX-10RR	<b>1'44.017</b>	4.799	0.029	2	147,610	<b>263,4</b>
28	25 W. SULIS	ITA	Team Trasimeno	Yamaha YZF R1	<b>1'44.070</b>	4.852	0.053	13	147,535	<b>264,7</b>

Qualifying Lap Time (107% of 1'39.218): 1'46.164

AIR	Humidity:	83%	Temp:	17°C
TRACK	Condition:	Dry	Temp:	23°C

Records	Pole (QP)	2016 R.De Rosa	1'38.819	155,370	Km/h
	Race (RC)	2005 K.Sofuoglu	1'42.612	149,630	Km/h
	Circuit (QP)	2016 R.De Rosa	1'38.819	155,370	Km/h

Start 19/08/2017 09:50 End 10:22 The results are provisional until the end of the time limit for protests and appeals and the completion of the technical checks.

These data/results cannot be reproduced, stored and/or transmitted in whole or in part by any manner of electronic, mechanical, photocopying, recording, broadcasting or otherwise now known or herein after developed without the previous express consent by the copyright owner, except for reproduction in daily press and regular printed publications on sale to the public within 60 days of the event related to those data/results and always provided that copyright symbol appears together as follows below.

© DORNA WSBK ORGANIZATION Srl 2017

### German Round, 18-19-20 August 2017

#### Superstock 1000 - Results Free Practice 3rd Session

#### Session Highlights

Local Time	No. Rider	Description
09.50.00		Start
09.52.13	46 M. CUDEVILLE	Lap Cancelled - Exceeded Track Limits - Turn 1
09.52.28	6 E. PUSCEDDU	Technical Problem - Turn 8
10.02.37	18 R. CECCHINI	On the Gravel - Re-Joined - Turn 6
10.12.11	11 J. GUARNONI	On the Gravel - Re-Joined
10.13.26	18 R. CECCHINI	Crashed - Turn 6
10.15.56	51 E. VIONNET	Lap Cancelled - Exceeded Track Limits - Turn 1
10.16.42	13 F. SANCHIONI	On the Gravel - Re-Joined - Turn 6
10.18.31	32 M. MOSER	Lap Cancelled - Exceeded Track Limits - Turn 1
10.18.43	23 F. SANDI	Crashed - Turn 10
10.19.11	68 G. SCOTT	On the Gravel - Re-Joined - Turn 10
10.19.38	46 M. CUDEVILLE	Lap Cancelled - Exceeded Track Limits - Turn 1
10.19.43	25 W. SULIS	Lap Cancelled - Exceeded Track Limits - Turn 1
10.19.44		WorldSBK SP1 On Time
10.19.48	68 G. SCOTT	Lap Cancelled - Exceeded Track Limits - Turn 1
10.22.18		End Of Session

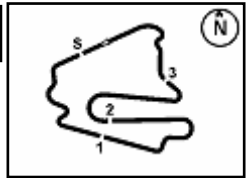
#### Fastest Laps Sequence

No.	Rider	Nat	Team	Bike	Local Time	Time	Gap	Avg
3	S. SUCHET	SUI	Berclaz Racing Team	BMW S 1000 RR	09:53'35.411	<b>1'44.032</b>		147,589
90	T. FINSTERBUSCH	GER	Agro On-Benjan-Kawasaki	Kawasaki ZX-10RR	09:53'40.132	<b>1'44.017</b>	-0.015	147,610
19	J. PUFFE	GER	Althea MF84	BMW S 1000 RR	09:53'41.722	<b>1'42.997</b>	-1.020	149,072
7	M. FRITZ	GER	Bayer-Bikerbox Yamaichi	Yamaha YZF R1	09:54'13.937	<b>1'42.470</b>	-0.527	149,839
21	F. MARINO	FRA	PATA Yamaha Official STK 1000 Team	Yamaha YZF R1	09:54'45.617	<b>1'40.864</b>	-1.606	152,225
12	M. RINALDI	ITA	Aruba.it Racing - Junior Team	Ducati Panigale R	09:54'55.783	<b>1'40.687</b>	-0.177	152,492
23	F. SANDI	ITA	Berclaz Racing Team	BMW S 1000 RR	09:55'32.376	<b>1'40.601</b>	-0.086	152,623
57	M. JONES	AUS	Aruba.it Racing - Junior Team	Ducati Panigale R	09:56'37.798	<b>1'39.868</b>	-0.733	153,743
57	M. JONES	AUS	Aruba.it Racing - Junior Team	Ducati Panigale R	09:58'17.016	<b>1'39.218</b>	-0.650	154,750

Start 19/08/2017 09:50 End 10:22 The results are provisional until the end of the time limit for protests and appeals and the completion of the technical checks.

These data/results cannot be reproduced, stored and/or transmitted in whole or in part by any manner of electronic, mechanical, photocopying, recording, broadcasting or otherwise now known or herein after developed without the previous express consent by the copyright owner, except for reproduction in daily press and regular printed publications on sale to the public within 60 days of the event related to those data/results and always provided that copyright symbol appears together as follows below.

© DORNA WSBK ORGANIZATION Srl 2017


**German Round, 18-19-20 August 2017**
**Superstock 1000 - Best Sector & Speed Free Practice 3rd Session**
**BEST LAP**

1	57 M. JONES	Ducati Panigale R	1'39.218
2	12 M. RINALDI	Ducati Panigale R	1'39.222
3	2 R. TAMBURINI	Yamaha YZF R1	1'39.405
4	21 F. MARINO	Yamaha YZF R1	1'39.514
5	71 M. SCHEIB	Aprilia RSV4 RF	1'39.790
6	5 M. FACCANI	BMW S 1000 RR	1'39.849
7	55 I. MYKHALCHYK	Kawasaki ZX-10RR	1'39.899
8	23 F. SANDI	BMW S 1000 RR	1'39.927
9	54 T. RAZGATLIOGLU	Kawasaki ZX-10RR	1'40.092
10	70 L. VITALI	Aprilia RSV4 RF	1'40.675
11	11 J. GUARNONI	Kawasaki ZX-10RR	1'40.813
12	7 M. FRITZ	Yamaha YZF R1	1'40.862
13	3 S. SUCHET	BMW S 1000 RR	1'41.087
14	51 E. VIONNET	BMW S 1000 RR	1'41.376
15	18 R. CECCHINI	BMW S 1000 RR	1'41.451
16	32 M. MOSER	Kawasaki ZX-10RR	1'41.532
17	19 J. PUFFE	BMW S 1000 RR	1'41.873
18	34 X. PINSACH	Kawasaki ZX-10RR	1'42.017
19	41 F. D'ANNUNZIO	BMW S 1000 RR	1'42.054
20	59 A. SCHACHT	Ducati Panigale R	1'42.134
21	77 W. TESSELS	Kawasaki ZX-10RR	1'42.201
22	68 G. SCOTT	Kawasaki ZX-10RR	1'42.437
23	6 E. PUSCEDDU	BMW S 1000 RR	1'42.575
24	13 F. SANCHIONI	BMW S 1000 RR	1'42.685
25	81 A. BERNARDI	Yamaha YZF R1	1'43.167
26	46 M. CUDEVILLE	Kawasaki ZX-10RR	1'43.988
27	90 T. FINSTERBUSCH	Kawasaki ZX-10RR	1'44.017
28	25 W. SULIS	Yamaha YZF R1	1'44.070

**SPEED**

1	21 F. MARINO	Yamaha YZF R1	275.5
2	5 M. FACCANI	BMW S 1000 RR	274.8
3	2 R. TAMBURINI	Yamaha YZF R1	274.8
4	54 T. RAZGATLIOGLU	Kawasaki ZX-10RR	274.1
5	12 M. RINALDI	Ducati Panigale R	272.7
6	23 F. SANDI	BMW S 1000 RR	272.7
7	70 L. VITALI	Aprilia RSV4 RF	272.1
8	7 M. FRITZ	Yamaha YZF R1	271.4
9	3 S. SUCHET	BMW S 1000 RR	271.4
10	34 X. PINSACH	Kawasaki ZX-10RR	270.7
11	55 I. MYKHALCHYK	Kawasaki ZX-10RR	270.7
12	57 M. JONES	Ducati Panigale R	270.7
13	51 E. VIONNET	BMW S 1000 RR	270.7
14	11 J. GUARNONI	Kawasaki ZX-10RR	270.0
15	13 F. SANCHIONI	BMW S 1000 RR	269.3
16	71 M. SCHEIB	Aprilia RSV4 RF	269.3
17	19 J. PUFFE	BMW S 1000 RR	269.3
18	68 G. SCOTT	Kawasaki ZX-10RR	268.7
19	41 F. D'ANNUNZIO	BMW S 1000 RR	267.3
20	18 R. CECCHINI	BMW S 1000 RR	266.7
21	59 A. SCHACHT	Ducati Panigale R	265.3
22	77 W. TESSELS	Kawasaki ZX-10RR	265.3
23	25 W. SULIS	Yamaha YZF R1	264.7
24	46 M. CUDEVILLE	Kawasaki ZX-10RR	264.0
25	90 T. FINSTERBUSCH	Kawasaki ZX-10RR	263.4
26	81 A. BERNARDI	Yamaha YZF R1	263.4
27	32 M. MOSER	Kawasaki ZX-10RR	258.3
28	6 E. PUSCEDDU	BMW S 1000 RR	257.1

**SEG. 1**

1	57 M. JONES	26.377
2	12 M. RINALDI	26.404
3	55 I. MYKHALCHYK	26.480
4	2 R. TAMBURINI	26.590
5	5 M. FACCANI	26.665
6	71 M. SCHEIB	26.667
7	23 F. SANDI	26.717
8	21 F. MARINO	26.789
9	70 L. VITALI	26.937
10	54 T. RAZGATLIOGLU	26.962
11	11 J. GUARNONI	26.999
12	51 E. VIONNET	27.089
13	18 R. CECCHINI	27.090
14	7 M. FRITZ	27.094
15	32 M. MOSER	27.115
16	19 J. PUFFE	27.166
17	41 F. D'ANNUNZIO	27.198
18	77 W. TESSELS	27.226
19	3 S. SUCHET	27.246
20	59 A. SCHACHT	27.266
21	81 A. BERNARDI	27.274
22	34 X. PINSACH	27.301
23	68 G. SCOTT	27.413
24	6 E. PUSCEDDU	27.443
25	90 T. FINSTERBUSCH	27.632
26	13 F. SANCHIONI	27.659
27	25 W. SULIS	27.699
28	46 M. CUDEVILLE	27.815

**SEG. 2**

1	12 M. RINALDI	30.716
2	2 R. TAMBURINI	30.790
3	57 M. JONES	30.856
4	21 F. MARINO	30.886
5	23 F. SANDI	30.892
6	5 M. FACCANI	30.953
7	71 M. SCHEIB	31.024
8	54 T. RAZGATLIOGLU	31.105
9	55 I. MYKHALCHYK	31.177
10	70 L. VITALI	31.193
11	11 J. GUARNONI	31.259
12	7 M. FRITZ	31.466
13	51 E. VIONNET	31.496
14	41 F. D'ANNUNZIO	31.545
15	3 S. SUCHET	31.562
16	34 X. PINSACH	31.675
17	18 R. CECCHINI	31.677
18	13 F. SANCHIONI	31.687
19	68 G. SCOTT	31.739
20	77 W. TESSELS	31.745
21	32 M. MOSER	31.748
22	59 A. SCHACHT	31.786
23	6 E. PUSCEDDU	31.801
24	19 J. PUFFE	31.830
25	81 A. BERNARDI	32.073
26	46 M. CUDEVILLE	32.184
27	25 W. SULIS	32.219
28	90 T. FINSTERBUSCH	32.356

**SEG. 3**

1	57 M. JONES	22.398
2	21 F. MARINO	22.421
3	12 M. RINALDI	22.438
4	71 M. SCHEIB	22.469
5	54 T. RAZGATLIOGLU	22.499
6	5 M. FACCANI	22.511
7	55 I. MYKHALCHYK	22.584
8	70 L. VITALI	22.590
9	23 F. SANDI	22.590
10	2 R. TAMBURINI	22.600
11	7 M. FRITZ	22.607
12	3 S. SUCHET	22.679
13	32 M. MOSER	22.702
14	18 R. CECCHINI	22.826
15	11 J. GUARNONI	22.880
16	68 G. SCOTT	22.906
17	34 X. PINSACH	22.941
18	13 F. SANCHIONI	22.953
19	19 J. PUFFE	22.961
20	51 E. VIONNET	22.967
21	59 A. SCHACHT	22.970
22	77 W. TESSELS	23.020
23	41 F. D'ANNUNZIO	23.057
24	6 E. PUSCEDDU	23.133
25	81 A. BERNARDI	23.221
26	90 T. FINSTERBUSCH	23.236
27	25 W. SULIS	23.305
28	46 M. CUDEVILLE	23.397

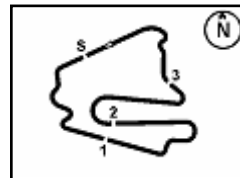
**SEG. 4**

1	54 T. RAZGATLIOGLU	19.330
2	23 F. SANDI	19.345
3	21 F. MARINO	19.374
4	5 M. FACCANI	19.398
5	71 M. SCHEIB	19.408
6	2 R. TAMBURINI	19.412
7	57 M. JONES	19.457
8	12 M. RINALDI	19.487
9	11 J. GUARNONI	19.565
10	3 S. SUCHET	19.600
11	55 I. MYKHALCHYK	19.608
12	7 M. FRITZ	19.651
13	19 J. PUFFE	19.682
14	34 X. PINSACH	19.697
15	70 L. VITALI	19.703
16	18 R. CECCHINI	19.732
17	51 E. VIONNET	19.762
18	41 F. D'ANNUNZIO	19.796
19	59 A. SCHACHT	19.798
20	32 M. MOSER	19.883
21	68 G. SCOTT	19.972
22	77 W. TESSELS	19.982
23	13 F. SANCHIONI	20.016
24	81 A. BERNARDI	20.182
25	25 W. SULIS	20.193
26	6 E. PUSCEDDU	20.198
27	46 M. CUDEVILLE	20.329
28	90 T. FINSTERBUSCH	20.331

19/08/2017

These data/results cannot be reproduced, stored and/or transmitted in whole or in part by any manner of electronic, mechanical, photocopying, recording, broadcasting or otherwise now known or herein after developed without the previous express consent by the copyright owner, except for reproduction in daily press and regular printed publications on sale to the public within 60 days of the event related to those data/results and always provided that copyright symbol appears together as follows below.

© DORNA WSBK ORGANIZATION Srl 2017



Lausitzring 4.265 m

### German Round, 18-19-20 August 2017

#### Superstock 1000 - Ideal Times Free Practice 3rd Session

Rider No.	Nat	Bike	Seg. 1 Diff. 1	Seg. 2 Diff. 2	Seg. 3 Diff. 3	Seg. 4 Diff. 4	Ideal Time			
							Best Lap	Pos.	Diff.	
1	12 M. RINALDI	ITA	Ducati Panigale R	26.404 0.069	<b>30.716</b>	22.438 0.049	19.487 0.059	<b>1'39.045</b> 1'39.222	2	0.177
2	57 M. JONES	AUS	Ducati Panigale R	<b>26.377</b> 0.034	30.856	<b>22.398</b> 0.096	19.457	<b>1'39.088</b> 1'39.218	1	0.130
3	2 R. TAMBURINI	ITA	Yamaha YZF R1	26.590	30.790 0.013	22.600	19.412	<b>1'39.392</b> 1'39.405	3	0.013
4	21 F. MARINO	FRA	Yamaha YZF R1	26.789 0.014	30.886 0.030	22.421	19.374	<b>1'39.470</b> 1'39.514	4	0.044
5	5 M. FACCANI	ITA	BMW S 1000 RR	26.665	30.953	22.511 0.208	19.398 0.114	<b>1'39.527</b> 1'39.849	6	0.322
6	23 F. SANDI	ITA	BMW S 1000 RR	26.717 0.163	30.892 0.212	22.590 0.008	19.345	<b>1'39.544</b> 1'39.927	8	0.383
7	71 M. SCHEIB	CHI	Aprilia RSV4 RF	26.667	31.024 0.130	22.469 0.078	19.408 0.014	<b>1'39.568</b> 1'39.790	5	0.222
8	55 I. MYKHALCHYK	UKR	Kawasaki ZX-10RR	26.480	31.177	22.584 0.002	19.608 0.048	<b>1'39.849</b> 1'39.899	7	0.050
9	54 T. RAZGATLIOGLU	TUR	Kawasaki ZX-10RR	26.962	31.105 0.087	22.499 0.109	<b>19.330</b>	<b>1'39.896</b> 1'40.092	9	0.196
10	70 L. VITALI	ITA	Aprilia RSV4 RF	26.937 0.062	31.193 0.186	22.590	19.703 0.004	<b>1'40.423</b> 1'40.675	10	0.252
11	11 J. GUARNONI	FRA	Kawasaki ZX-10RR	26.999 0.070	31.259 0.003	22.880 0.037	19.565	<b>1'40.703</b> 1'40.813	11	0.110
12	7 M. FRITZ	GER	Yamaha YZF R1	27.094	31.466	22.607	19.651 0.044	<b>1'40.818</b> 1'40.862	12	0.044
13	3 S. SUCHET	SUI	BMW S 1000 RR	27.246	31.562	22.679	19.600	<b>1'41.087</b> 1'41.087	13	
14	51 E. VIONNET	SUI	BMW S 1000 RR	27.089	31.496 0.006	22.967 0.056	19.762	<b>1'41.314</b> 1'41.376	14	0.062
15	18 R. CECCHINI	ITA	BMW S 1000 RR	27.090 0.063	31.677	22.826 0.063	19.732	<b>1'41.325</b> 1'41.451	15	0.126
16	32 M. MOSER	GER	Kawasaki ZX-10RR	27.115	31.748	22.702	19.883 0.084	<b>1'41.448</b> 1'41.532	16	0.084
17	41 F. D'ANNUNZIO	ITA	BMW S 1000 RR	27.198 0.231	31.545	23.057 0.015	19.796 0.212	<b>1'41.596</b> 1'42.054	19	0.458
18	34 X. PINSACH	ESP	Kawasaki ZX-10RR	27.301	31.675 0.063	22.941 0.179	19.697 0.161	<b>1'41.614</b> 1'42.017	18	0.403
19	19 J. PUFFE	GER	BMW S 1000 RR	27.166 0.181	31.830 0.053	22.961	19.682	<b>1'41.639</b> 1'41.873	17	0.234
20	59 A. SCHACHT	DEN	Ducati Panigale R	27.266 0.079	31.786	22.970 0.091	19.798 0.144	<b>1'41.820</b> 1'42.134	20	0.314
21	77 W. TESSELS	NED	Kawasaki ZX-10RR	27.226 0.096	31.745 0.030	23.020 0.065	19.982 0.037	<b>1'41.973</b> 1'42.201	21	0.228
22	68 G. SCOTT	AUS	Kawasaki ZX-10RR	27.413	31.739 0.407	22.906	19.972	<b>1'42.030</b> 1'42.437	22	0.407
23	13 F. SANCHIONI	ITA	BMW S 1000 RR	27.659 0.212	31.687 0.124	22.953	20.016 0.034	<b>1'42.315</b> 1'42.685	24	0.370
24	6 E. PUSCEDDU	ITA	BMW S 1000 RR	27.443	31.801	23.133	20.198	<b>1'42.575</b> 1'42.575	23	
25	81 A. BERNARDI	ITA	Yamaha YZF R1	27.274 0.116	32.073 0.301	23.221	20.182	<b>1'42.750</b> 1'43.167	25	0.417
26	25 W. SULIS	ITA	Yamaha YZF R1	27.699 0.467	32.219 0.187	23.305	20.193	<b>1'43.416</b> 1'44.070	28	0.654
27	90 T. FINSTERBUSCH	GER	Kawasaki ZX-10RR	27.632 0.358	32.356 0.104	23.236	20.331	<b>1'43.555</b> 1'44.017	27	0.462
28	46 M. CUDEVILLE	FRA	Kawasaki ZX-10RR	27.815	32.184 0.150	23.397	20.329 0.113	<b>1'43.725</b> 1'43.988	26	0.263
<b>Overall Ideal Time</b>				26.377	30.716	22.398	19.330	<b>1'38.821</b>		

19/08/2017

These data/results cannot be reproduced, stored and/or transmitted in whole or in part by any manner of electronic, mechanical, photocopying, recording, broadcasting or otherwise now known or herein after developed without the previous express consent by the copyright owner, except for reproduction in daily press and regular printed publications on sale to the public within 60 days of the event related to those data/results and always provided that copyright symbol appears together as follows below.

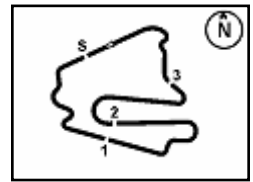
© DORNA WSBK ORGANIZATION Srl 2017

**PIRELLI PERUGIA TIMING**


Official Tyre Supplier



Official Timekeeper


**4.5**
**STK1000**  
**120/06**


Lausitzring 4.265 m

### German Round, 18-19-20 August 2017

### Superstock 1000 - Chronological Analysis Free Practice 3rd Session

**1 / 4**

1° 57 M. JONES (1'39.218)							
Lap	Seg.1	Seg.2	Seg.3	Seg.4	Lap Time	Local Time	
1	29.644	47.291	33.454	24.076	1'43.472	9:53'14.458	
2	26.484	31.278	22.820	19.730	1'39.868	9:54'57.930	
3	26.411	<b>30.856</b>	22.494	19.457	<b>1'39.218</b>	9:58'17.016	
4	<b>26.377</b>	37.302	23.828	19.639	1'47.146	10:00'04.162	
5	26.633	30.984	<b>22.398</b>	19.495	1'39.510	10:01'43.672	
6	26.814	30.959		2'24.500P	269,3	10:04'08.172	
7	4'47.295	51.204	37.150	20.646	6'36.295P	10:10'44.467	
8	26.945	31.138	22.447	19.597	1'40.127	269,3	10:12'24.590
9	26.561	30.945	22.589	19.811	1'39.906	269,3	10:14'04.504
10	26.418	33.811	27.650	23.819	1'51.698	270,0	10:15'56.198
11	26.737	31.121	22.643	29.145	1'49.646P	268,7	10:17'45.844

2° 12 M. RINALDI (1'39.222)							
Lap	Seg.1	Seg.2	Seg.3	Seg.4	Lap Time	Local Time	
1	26.957	33.159	23.340	21.979	1'40.687	9:53'15.096	
2	26.777	31.262	22.691	19.777	1'39.744	9:54'55.783	
3	3'17.419	34.117	23.195	29.144	1'53.233P	<b>272,7</b>	9:56'49.016
4	26.624	31.422	22.728	19.824	4'31.393P		10:01'20.409
5	26.624	31.000	22.663	19.608	1'39.895	272,1	10:03'00.304
6	26.504	30.763	22.627	19.487	1'39.381	271,4	10:04'39.685
7	26.466	30.737	22.554	19.595	1'39.352	270,0	10:06'19.037
8	<b>26.404</b>	30.748	22.475	19.602	1'39.229	271,4	10:07'58.266
9	26.525	30.783	<b>22.438</b>	19.592	1'39.338	271,4	10:09'37.604
10	26.473	<b>30.716</b>	22.487	19.546	<b>1'39.222</b>	270,7	10:11'16.826
11	27.671	32.140	23.035	29.891	1'52.737P	272,1	10:13'09.563
12	3'20.502	31.398	22.683	19.806	4'34.389P		10:17'43.952
13	26.533	31.759	23.058	20.114	1'41.464	272,1	10:19'25.416
14	26.647	30.787	22.584	19.690	1'39.708	272,1	10:21'05.124

3° 2 R. TAMBURINI (1'39.405)							
Lap	Seg.1	Seg.2	Seg.3	Seg.4	Lap Time	Local Time	
1	27.806	34.511	24.480	20.398	1'48.162	9:53'32.759	
2	27.206	32.826	26.385	21.145	1'41.350	257,7	9:55'20.921
3	27.207	31.467	22.771	19.906	1'41.350	270,0	9:57'02.271
4	28.451	31.222	22.703	19.939	1'40.871	268,7	9:58'43.142
5	4'53.255	32.558	23.622	28.858	1'53.489P	269,3	10:00'36.631
6	4'53.255	31.924	22.984	19.989	6'08.152P		10:06'44.783
7	26.755	31.119	22.662	19.508	1'40.044	270,7	10:08'24.827
8	29.576	32.879	23.276	28.041	1'53.772P	270,7	10:10'18.599
9	4'06.497	34.712	23.248	19.497	5'23.954P		10:15'42.553
10	26.636	<b>30.790</b>	22.609	19.577	1'39.612	270,7	10:17'22.165
11	26.721	35.291	22.991	19.874	1'44.877	270,0	10:19'07.042
12	<b>26.590</b>	30.803	<b>22.600</b>	<b>19.412</b>	<b>1'39.405</b>	<b>274,8</b>	10:20'46.447

4° 21 F. MARINO (1'39.514)							
Lap	Seg.1	Seg.2	Seg.3	Seg.4	Lap Time	Local Time	
1	27.156	32.200	23.269	20.171	1'40.864	9:53'04.753	
2	27.306	31.245	22.684	19.779	1'40.864	271,4	9:54'45.617
3	27.103	31.301	22.774	19.724	1'41.105	273,4	9:56'26.722
4	27.103	33.305	23.134	19.700	1'43.242	272,7	9:58'09.964
5	27.170	31.300	22.751	19.655	1'40.876	269,3	9:59'50.840
6	28.369	32.631	23.152	27.740	1'51.892P	268,0	10:01'42.732
7	4'18.123	34.319	23.209	19.822	5'35.473P		10:07'18.205
8	27.067	31.187	22.811	19.548	1'40.613	268,7	10:08'58.818
9	<b>26.789</b>	<b>30.886</b>	22.500	19.583	1'39.758	271,4	10:10'38.576
10	26.803	30.916	<b>22.421</b>	<b>19.374</b>	<b>1'39.514</b>	272,1	10:12'18.090
11	26.792	31.516	22.817	35.617	1'56.742P	<b>275,5</b>	10:14'14.832
12	3'35.398	31.754	23.113	19.890	4'50.155P		10:19'04.987
13	26.840	30.953	22.583	19.519	1'39.895	268,7	10:20'44.882

5° 71 M. SCHEIB (1'39.790)						
Lap	Seg.1	Seg.2	Seg.3	Seg.4	Lap Time	Local Time
1		33.518	23.500	19.992		9:53'25.918

1	27.335	31.901	22.837	19.620	1'41.693	265,3	9:55'07.611
2	26.766	31.139	22.553	19.525	1'39.983	268,7	9:56'47.594
3	27.023	31.474	22.719	29.972	1'51.188P	268,7	9:58'38.782
4	5'00.511	32.385	23.236	20.010	6'16.142P		10:04'54.924
5	27.107	31.283	22.565	19.726	1'40.681	266,0	10:06'35.605
6	26.766	<b>31.024</b>	22.638	<b>19.408</b>	1'39.836	266,7	10:08'15.441
7	26.759	31.266	22.676	19.487	1'40.188	266,7	10:09'55.629
8	30.065	31.990	23.020	28.763	1'53.838P	266,7	10:11'49.467
9	2'02.531	32.045	23.091	19.758	3'17.425P		10:15'06.892
10	26.840	31.365	22.599	19.504	1'40.308	266,0	10:16'47.200
11	<b>26.667</b>	31.154	22.547	19.422	<b>1'39.790</b>	267,3	10:18'26.990
12	26.920	31.338	<b>22.469</b>	19.526	1'40.253	<b>269,3</b>	10:20'07.243

6° 5 M. FACCANI (1'39.849)							
Lap	Seg.1	Seg.2	Seg.3	Seg.4	Lap Time	Local Time	
1	27.948	36.327	29.876	23.871	1'49.166	270,7	9:53'03.447
2	27.337	35.774	25.459	19.985	1'49.562	270,7	9:54'52.613
3	26.927	31.238	22.884	19.536	1'40.995	272,7	9:56'33.608
4	26.881	31.260	22.850	19.488	1'40.525	273,4	9:58'14.133
5	27.597	31.153	22.857	19.562	1'40.453	<b>274,8</b>	9:59'54.586
6	27.597	32.017	22.803	<b>19.398</b>	1'41.815	261,5	10:01'36.401
7	26.843	31.067	23.023	19.607	1'40.540	273,4	10:03'16.941
8	26.831	31.074	22.738	19.455	1'40.098	272,1	10:04'57.039
9	28.525	32.595	23.035	31.546	1'55.701P	273,4	10:06'52.740
10	6'29.812	32.391	23.090	19.779	7'45.072P		10:14'37.812
11	26.682	30.995	22.886	19.563	1'40.126	271,4	10:16'17.938
12	<b>26.665</b>	<b>30.953</b>	22.719	19.512	<b>1'39.849</b>	272,1	10:17'57.787
13	26.946	31.017	<b>22.511</b>	19.466	1'39.940	270,7	10:19'37.727
14	26.833	31.018	22.557	19.511	1'39.919	272,7	10:21'17.646

7° 55 I. MYKHALCHYK (1'39.899)							
Lap	Seg.1	Seg.2	Seg.3	Seg.4	Lap Time	Local Time	
1	27.509	41.881	26.355	26.850	1'43.730	261,5	9:54'05.225
2	27.020	33.470	22.965	19.786	1'40.936	267,3	9:54'48.955
3	26.762	31.376	22.598	19.942	1'40.936	267,3	9:56'29.891
4	<b>26.480</b>	32.046	22.980	19.634	1'41.422	<b>270,7</b>	9:58'11.313
5	27.618	<b>31.177</b>	22.586	19.656	<b>1'39.899</b>	<b>270,7</b>	9:59'51.212
6	26.718	47.436	23.326	19.950	1'58.330	265,3	10:01'49.542
7	26.973	31.404	22.710	<b>19.608</b>	1'40.695	265,3	10:03'30.237
8	26.858	31.184	22.701	19.778	1'40.521	261,5	10:05'10.758
9	26.715	33.246	23.147	32.646	1'55.754P	263,4	10:07'06.512
10	5'36.604	38.512	23.750	20.083	6'58.949P		10:14'05.461
11	26.953	32.632	23.080	19.789	1'42.454	266,0	10:15'47.915
12	26.596	31.344	23.095	19.711	1'40.746	266,0	10:17'28.661
13	26.645	31.261	<b>22.584</b>	19.655	1'40.145	264,7	10:19'08.806
14	28.127	31.545	22.973	32.249	1'54.894P	268,7	10:21'03.700

8° 23 F. SANDI (1'39.927)							
Lap	Seg.1	Seg.2	Seg.3	Seg.4	Lap Time	Local Time	
1		37.583	23.666	19.600		9:53'51.775	
1	27.181	31.327	22.637	19.456	1'40.601	270,7	9:55'32.376
2	26.890	31.379	22.646	19.383	1'40.298	<b>272,7</b>	9:57'12.674
3	27.353	31.540	22.803	19.687	1'41.383	<b>272,7</b>	9:58'54.057
4	27.783	31.759	22.820	31.474	1'53.836P	268,0	10:00'47.893
5	5'49.969	31.982	23.122	19.690	7'04.763P		10:07'52.656
6	26.918	31.405	<b>22.590</b>	19.405	1'40.318	266,7	10:09'32.974
7	26.880	31.104	22.598	<b>19.345</b>	<b>1'39.927</b>	268,7	10:11'12.901
8	32.008	32.323	23.005	32.453	1'59.789P	269,3	10:13'12.690
9	2'13.555	31.537	22.776	19.562	3'27.430P		10:16'40.120
10	<b>26.717</b>	<b>30.892</b>	1'14.153	21.606	2'33.368	268,7	10:19'13.488
11	27.447	31.472	22.983	19.517	1'41.419	257,1	10:20'54.907

9° 54 T. RAZGATLIOGLU (1'40.092)							
Lap	Seg.1	Seg.2	Seg.3	Seg.4	Lap Time	Local Time	
1		34.785	24.096	20.463		9:52'22.700	
1	29.439	33.553	22.888	19.601	1'45.481	259,6	9:54'08.181

19/08/2017

**P = Pits In/Out - C = Lap-Time Cancelled**

These data/results cannot be reproduced, stored and/or transmitted in whole or in part by any manner of electronic, mechanical, photocopying, recording, broadcasting or otherwise now known or herein after developed without the previous express consent by the copyright owner, except for reproduction in daily press and regular printed publications on sale to the public within 60 days of the event related to those data/results and always provided that copyright symbol appears together as follows below.

© DORNA WSBK ORGANIZATION Srl 2017

**PIRELLI PERUGIA TIMING**


Official Tyre Supplier

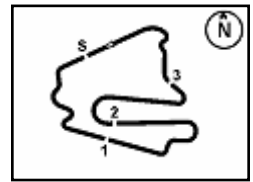


Official Timekeeper



4.5

STK1000  
120/06



### German Round, 18-19-20 August 2017

#### Superstock 1000 - Chronological Analysis Free Practice 3rd Session

Lausitzring 4.265 m

2 / 4

2	27.147	31.337	22.681	19.513	1'40.678	268,7	9:55'48.859	1	28.417	32.104	23.246	20.265	1'44.032	266,7	9:53'35.411
3	<b>26.962</b>	31.192	22.608	<b>19.330</b>	<b>1'40.092</b>	270,7	9:57'28.951	2	27.939	31.758	23.071	20.158	1'42.926	270,0	9:55'18.337
4	27.020	31.187	22.721	19.520	1'40.448	272,1	9:59'09.399	3	27.689	31.627	23.084	19.811	1'42.211	270,0	9:57'00.548
5	27.029	35.188	22.911	20.137	1'45.265	267,3	10:00'54.864	4	27.549	31.767	22.989	19.992	1'42.297	269,3	9:58'42.845
6	27.145	31.240	22.865	19.510	1'40.760	268,0	10:02'35.424	5	27.770	32.489	24.902	29.718	1'54.879P	268,7	10:00'37.724
7	27.064	<b>31.105</b>	<b>22.499</b>	19.525	1'40.193	268,0	10:04'15.617	6	6'00.906	32.161	22.962	19.698	7'15.727P		10:07'53.451
8	27.157	31.357	22.670	28.065	1'49.249P	268,7	10:06'04.866	7	<b>27.246</b>	<b>31.562</b>	<b>22.679</b>	<b>19.600</b>	<b>1'41.087</b>	270,0	10:09'34.538
9	7'09.522	31.761	22.883	19.638	8'23.804P		10:14'28.670	8	27.433	31.617	22.847	19.850	1'41.747	<b>271,4</b>	10:11'16.285
10	26.983	31.223	22.541	19.793	1'40.540	268,7	10:16'09.210	9	27.741	32.872	23.120	30.181	1'53.914P	268,7	10:13'10.199
11	27.597	31.443	22.756	19.605	1'41.401	<b>274,1</b>	10:17'50.611	10	2'19.893	31.960	22.856	19.899	3'34.608P		10:16'44.807
12	27.036	31.205	22.767	19.482	1'40.490	268,0	10:19'31.101	11	27.288	31.611	22.850	19.875	1'41.624	268,7	10:18'26.431
13	27.201	31.267	22.853	19.732	1'41.053	270,0	10:21'12.154	12	27.429	31.938	22.699	19.765	1'41.831	267,3	10:20'08.262

10° 70 L. VITALI (1'40.675)								14° 51 E. VIONNET (1'41.376)							
Lap	Seg.1	Seg.2	Seg.3	Seg.4	Lap Time	km/h	Local Time	Lap	Seg.1	Seg.2	Seg.3	Seg.4	Lap Time	km/h	Local Time
		32.411	22.977	24.008			9:53'11.703			35.803	24.633	20.891			9:53'20.520
1	27.528	31.560	22.782	19.773	1'41.743	266,7	9:54'53.446	1	28.113	31.903	23.507	20.081	1'43.604	266,7	9:55'04.124
2	27.051	31.240	22.709	<b>19.703</b>	1'40.703	270,0	9:56'34.149	2	27.808	31.577	23.463	20.090	1'42.938	269,3	9:56'47.062
3	27.052	31.416	22.712	19.786	1'40.966	<b>272,1</b>	9:58'15.115	3	27.309	31.744	23.292	19.867	1'42.212	<b>270,7</b>	9:58'29.274
4	<b>26.937</b>	31.369	22.675	19.719	1'40.700	271,4	9:59'55.815	4	27.746	31.688	23.203	19.897	1'42.534	268,0	10:00'11.808
5	27.108	31.478	23.053	19.749	1'41.388	270,0	10:01'37.203	5	27.234	31.557	23.308	19.895	1'41.994	268,0	10:01'53.802
6	27.090	<b>31.193</b>	22.619	20.016	1'40.918	270,0	10:03'18.121	6	27.527	33.888	24.000	30.947	1'56.362P	269,3	10:03'50.164
7	26.999	31.379	<b>22.590</b>	19.707	<b>1'40.675</b>	269,3	10:04'58.796	7	5'18.127	33.740	23.630	21.234	6'36.731P		10:10'26.895
8	27.093	31.299	22.698	19.751	1'40.841	269,3	10:06'39.637	8	27.673	31.597	23.126	20.041	1'42.437	259,6	10:12'09.332
9	30.959	32.537	23.294	19.884	1'46.674	265,3	10:08'26.311	9	27.101	31.641	<b>22.967</b>	19.865	1'41.574	268,0	10:13'50.906
10	27.873	33.770	23.051	31.601	1'56.295P	268,0	10:10'22.606	10	<b>27.089</b>	31.502	23.023	<b>19.762</b>	<b>1'41.376</b>	268,0	10:15'32.282
11	3'56.929	39.340	25.451	20.011	5'21.731P		10:15'44.337	11	49.621	36.144	23.907	20.451	2'10.123C	269,3	10:17'42.405
12	27.383	31.659	23.354	20.368	1'42.764	266,0	10:17'27.101	12	27.714	31.944	23.591	20.431	1'43.680	269,3	10:19'26.085
13	27.367	31.559	22.800	19.817	1'41.543	264,7	10:19'08.644	13	27.181	<b>31.496</b>	23.227	20.023	1'41.927	269,3	10:21'08.012
14	27.201	31.288	22.754	19.824	1'41.067	268,7	10:20'49.711								

11° 11 J. GUARNONI (1'40.813)								15° 18 R. CECCHINI (1'41.451)							
Lap	Seg.1	Seg.2	Seg.3	Seg.4	Lap Time	km/h	Local Time	Lap	Seg.1	Seg.2	Seg.3	Seg.4	Lap Time	km/h	Local Time
		35.101	27.660	26.410			9:53'04.020			41.065	25.146	21.000			9:52'29.170
1	27.758	33.143	22.991	19.878	1'43.770	269,3	9:54'47.790	1	28.045	32.319	23.174	20.154	1'43.692	260,8	9:54'12.862
2	27.529	37.005	23.216	19.764	1'47.514	269,3	9:56'35.304	2	28.841	35.678	24.428	20.044	1'48.991	262,7	9:56'01.853
3	27.288	33.805	25.059	29.627	1'55.779P	268,7	9:58'31.083	3	27.674	32.028	22.926	19.906	1'42.534	266,0	9:57'44.387
4	3'42.119	32.569	25.533	19.921	5'00.142P		10:03'31.225	4	27.315	32.084	22.940	20.171	1'42.510	264,7	9:59'26.897
5	27.575	34.174	23.217	29.025	1'53.991P	267,3	10:05'25.216	5	28.963	36.194	25.260	21.772	1'52.189	<b>266,7</b>	10:01'19.086
6	3'21.618	1'00.796	31.628	19.845	5'13.887P		10:10'39.103	6	27.537	45.880	24.666	32.704	2'10.787P	258,3	10:03'29.873
7	27.201	37.611	23.033	19.742	1'47.587	268,0	10:12'26.690	7	7'17.638	37.500	26.822	20.416	8'42.376P		10:12'12.249
8	27.012	31.692	22.933	19.653	1'41.290	268,7	10:14'07.980	8	27.360	1'11.549	24.689	20.261	2'23.859	262,1	10:14'36.108
9	27.153	<b>31.259</b>	23.097	20.152	1'41.661	<b>270,0</b>	10:15'49.641	9	27.255	31.835	<b>22.826</b>	19.955	1'41.871	261,5	10:16'17.979
10	27.080	31.321	22.910	19.592	1'40.903	269,3	10:17'30.544	10	27.153	<b>31.677</b>	22.889	<b>19.732</b>	<b>1'41.451</b>	256,5	10:17'59.430
11	<b>26.999</b>	31.295	<b>22.880</b>	19.672	1'40.846	269,3	10:19'11.390	11	27.253	36.741	25.049	20.402	1'49.445	263,4	10:19'48.875
12	27.069	31.262	22.917	<b>19.565</b>	<b>1'40.813</b>	<b>270,0</b>	10:20'52.203	12	<b>27.090</b>	31.723	22.954	19.824	1'41.591	260,2	10:21'30.466

12° 7 M. FRITZ (1'40.862)								16° 32 M. MOSER (1'41.532)							
Lap	Seg.1	Seg.2	Seg.3	Seg.4	Lap Time	km/h	Local Time	Lap	Seg.1	Seg.2	Seg.3	Seg.4	Lap Time	km/h	Local Time
		33.579	26.142	20.197			9:52'31.467			38.457	26.161	22.015			9:52'59.505
1	27.600	31.726	23.375	19.769	1'42.470	265,3	9:54'13.937	1	28.404	32.736	23.418	20.508	1'45.066	255,9	9:54'44.571
2	27.103	37.116	22.976	20.049	1'47.244	<b>271,4</b>	9:56'01.181	2	28.107	32.318	23.097	20.194	1'43.716	257,1	9:56'28.287
3	27.337	31.513	22.835	<b>19.651</b>	1'41.336	270,0	9:57'42.517	3	27.739	32.054	23.084	19.934	1'42.811	257,7	9:58'11.098
4	<b>27.094</b>	<b>31.466</b>	<b>22.607</b>	19.695	<b>1'40.862</b>	270,7	9:59'23.379	4	27.733	32.278	23.130	20.085	1'43.226	<b>258,3</b>	9:59'54.324
5	27.918	31.809	22.823	19.742	1'42.292	268,7	10:01'05.671	5	27.639	32.419	23.614	20.166	1'43.838	255,2	10:01'38.162
6	27.243	31.595	22.677	19.810	1'41.325	266,7	10:02'46.996	6	27.514	32.067	23.047	20.123	1'42.751	257,7	10:03'20.913
7	27.128	31.571	22.905	19.743	1'41.347	268,0	10:04'28.343	7	28.242	32.452	23.502	34.700	1'58.896P	<b>258,3</b>	10:05'19.809
8	27.191	31.517	22.777	19.742	1'41.227	269,3	10:06'09.570	8	6'28.720	33.267	23.392	20.452	7'45.831P		10:13'05.640
9	27.128	35.972	22.945	29.615	1'55.660P	268,0	10:08'05.230	9	27.360	31.814	22.826	<b>19.883</b>	1'41.883	256,5	10:14'47.523
10	7'22.197	32.004	22.763	19.790	8'36.754P		10:16'41.984	10	27.168	31.795	22.750	19.943	1'41.656	257,7	10:16'29.179
11	27.267	31.503	23.006	19.880	1'41.656	268,7	10:18'23.640	11	<b>27.115</b>	<b>31.748</b>	<b>22.702</b>	19.967	<b>1'41.532</b>	257,7	10:18'10.711
12	27.170	31.565	22.915	19.845	1'41.495	268,0	10:20'05.135	12	48.127	35.606	23.549	20.535	2'07.817C	256,5	10:20'18.528

13° 3 S. SUCHET (1'41.087)								17° 19 J. PUFFE (1'41.873)							
Lap	Seg.1	Seg.2	Seg.3	Seg.4	Lap Time	km/h	Local Time	Lap	Seg.1	Seg.2	Seg.3	Seg.4	Lap Time	km/h	Local Time
		33.476	24.166	21.027			9:51'51.379			33.359	23.606	20.080			9:51'58.725
1								1	27.578	32.203	23.413	19.803	1'42.997	266,7	9:53'41.722

19/08/2017

P = Pits In/Out - C = Lap-Time Cancelled

These data/results cannot be reproduced, stored and/or transmitted in whole or in part by any manner of electronic, mechanical, photocopying, recording, broadcasting or otherwise now known or herein after developed without the previous express consent by the copyright owner, except for reproduction in daily press and regular printed publications on sale to the public within 60 days of the event related to those data/results and always provided that copyright symbol appears together as follows below.

© DORNA WSBK ORGANIZATION Srl 2017

PIRELLI PERUGIA TIMING



Official Tyre Supplier



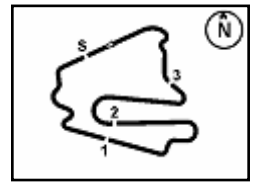
Official Timekeeper



4.5

STK1000

120/06



Lausitzring 4.265 m

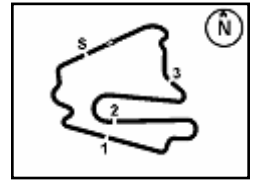
### German Round, 18-19-20 August 2017

#### Superstock 1000 - Chronological Analysis Free Practice 3rd Session

3 / 4

Lap	Seg.1	Seg.2	Seg.3	Seg.4	Lap Time	km/h	Local Time
2	27.424	31.845	23.431	20.176	1'42.876	<b>269,3</b>	9:55'24.598
3	27.546	<b>31.830</b>	23.309	19.857	1'42.542	268,7	9:57'07.140
4	27.343	32.325	23.316	21.565	1'44.549	268,7	9:58'51.689
5	27.541	31.862	23.202	20.805	1'43.410	267,3	10:00'35.099
6	27.183	31.949	23.148	19.864	1'42.144	266,7	10:02'17.243
7	29.194	33.440	23.456	30.801	1'56.891P	266,7	10:04'14.134
8	5'55.685	32.366	23.270	20.109	7'11.430P		10:11'25.564
9	27.412	31.906	23.129	19.837	1'42.284	266,0	10:13'07.848
10	27.281	31.900	23.121	19.774	1'42.076	268,0	10:14'49.924
11	27.347	31.883	<b>22.961</b>	<b>19.682</b>	<b>1'41.873</b>	268,0	10:16'31.797
12	<b>27.166</b>	31.930	23.071	19.825	1'41.992	267,3	10:18'13.789
13	27.268	31.833	23.193	19.911	1'42.205	265,3	10:19'55.994
14	28.888	37.002	24.680	20.819	1'51.389	264,0	10:21'47.383
<b>18° 34 X. PINSACH (1'42.017)</b>							
Lap	Seg.1	Seg.2	Seg.3	Seg.4	Lap Time	km/h	Local Time
1	28.547	35.108	24.712	21.146			9:52'24.971
2	28.092	32.350	23.966	20.318	1'45.842	257,7	9:54'10.813
3	27.679	32.063	23.244	19.774	1'42.760	265,3	9:57'37.504
4	27.607	31.894	23.358	20.045	1'42.904	266,7	9:59'20.408
5	29.007	34.619	23.144	20.039	1'46.809	264,7	10:01'07.217
6	27.538	31.891	23.206	19.797	1'42.432	266,0	10:02'49.649
7	27.509	34.533	29.205	20.295	1'51.542	266,0	10:04'41.191
8	27.582	32.034	23.212	20.020	1'42.848	265,3	10:06'24.039
9	29.862	33.026	23.593	30.212	1'56.693P	<b>270,7</b>	10:08'20.732
10	3'05.677	34.724	23.332	20.066	4'23.799P		10:12'44.531
11	27.567	31.909	23.177	19.804	1'42.457	265,3	10:14'26.988
12	27.411	31.805	<b>22.941</b>	19.865	1'42.022	264,0	10:16'09.010
13	<b>27.301</b>	31.738	23.120	19.858	<b>1'42.017</b>	264,7	10:17'51.027
14	27.440	31.743	23.152	<b>19.697</b>	1'42.032	270,0	10:19'33.059
15	27.445	<b>31.675</b>	23.131	19.857	1'42.108	266,0	10:21'15.167
<b>19° 41 F. D'ANNUNZIO (1'42.054)</b>							
Lap	Seg.1	Seg.2	Seg.3	Seg.4	Lap Time	km/h	Local Time
1	27.790	33.864	23.735	20.268			9:53'27.276
2	27.579	31.803	23.280	<b>19.796</b>	1'42.669	264,7	9:55'09.945
3	27.668	31.884	23.545	19.908	1'42.916	<b>267,3</b>	9:56'52.861
4	27.429	31.734	<b>23.057</b>	20.010	1'42.469	264,0	9:58'35.330
5	<b>27.198</b>	<b>31.545</b>	23.072	20.008	<b>1'42.054</b>	264,0	10:00'17.384
6	4'51.362	40.196	24.731	31.017	2'03.142P	263,4	10:02'20.526
7	27.875	33.161	23.504	20.252	6'08.279P		10:08'28.805
8	27.875	32.197	23.093	20.200	1'43.365	264,0	10:10'12.170
9	27.576	31.759	30.764	23.777	1'53.876	262,7	10:12'06.046
10	27.385	32.760	24.496	28.578	2'13.219P	265,3	10:14'19.265
11	2'24.478	34.725	23.799	20.825	3'43.827P		10:18'03.092
12	28.357	32.776	24.702	20.794	1'46.629	261,5	10:19'49.721
13	28.084	32.293	23.569	20.386	1'44.332	261,5	10:21'34.053
<b>20° 59 A. SCHACHT (1'42.134)</b>							
Lap	Seg.1	Seg.2	Seg.3	Seg.4	Lap Time	km/h	Local Time
1	27.538	33.028	23.533	20.219			9:52'00.308
2	27.460	32.316	23.293	20.126	1'43.273	261,5	9:53'43.581
3	27.345	31.788	23.099	<b>19.798</b>	1'42.145	<b>265,3</b>	9:55'25.726
4	<b>27.266</b>	<b>31.786</b>	23.061	19.942	<b>1'42.134</b>	264,0	9:57'07.860
5	27.712	31.987	23.146	20.210	1'42.609	261,5	9:58'50.469
6	6'34.711	32.470	23.332	30.507	1'54.021P	259,6	10:00'44.490
7	27.553	32.559	24.785	20.719	7'52.774P		10:08'37.264
8	27.519	32.025	23.371	20.043	1'42.992	261,5	10:10'20.256
9	27.338	31.822	23.085	19.924	1'42.350	261,5	10:12'02.606
10	28.994	31.905	<b>22.970</b>	20.192	1'42.405	263,4	10:13'45.011
11	27.625	33.849	23.488	20.079	1'46.410	260,8	10:15'31.421
12	27.276	32.138	23.244	19.940	1'42.947	260,8	10:17'14.368
13	27.385	31.997	23.274	20.026	1'42.573	260,2	10:18'56.941
14	27.385	31.963	23.165	20.223	1'42.736	262,7	10:20'39.677
<b>21° 77 W. TESSELS (1'42.201)</b>							
Lap	Seg.1	Seg.2	Seg.3	Seg.4	Lap Time	km/h	Local Time
1	27.846	34.020	24.188	20.675			9:52'18.260
2	27.499	32.832	23.624	20.427	1'44.729	260,2	9:54'02.989
3	27.238	31.998	23.339	20.109	1'42.684	262,7	9:57'28.996
4	27.696	31.781	23.220	20.140	1'42.837	260,8	9:59'11.833
5	27.334	31.964	23.107	20.144	1'42.549	262,1	10:00'54.382
6	<b>27.226</b>	31.935	<b>23.020</b>	20.138	1'42.319	259,6	10:02'36.701
7	28.272	32.699	24.318	31.600	1'56.889P	262,1	10:04'33.590
8	4'33.317	42.910	25.672	20.334	6'02.233P		10:10'35.823
9	27.441	31.761	23.123	<b>19.982</b>	1'42.307	260,2	10:12'18.130
10	27.507	<b>31.745</b>	23.295	20.838	1'43.385	<b>265,3</b>	10:14'01.515
11	27.322	31.775	23.085	20.019	<b>1'42.201</b>	260,8	10:15'43.716
12	30.548	34.430	23.327	20.268	1'48.573	262,1	10:17'32.289
13	27.302	31.837	23.963	21.297	1'44.399	262,1	10:19'16.688
14	27.632	31.952	23.284	20.328	1'43.196	260,8	10:20'59.884
<b>22° 68 G. SCOTT (1'42.437)</b>							
Lap	Seg.1	Seg.2	Seg.3	Seg.4	Lap Time	km/h	Local Time
1	27.926	33.512	24.129	20.681			9:51'59.618
2	27.600	32.408	23.563	20.399	1'44.296	264,7	9:53'43.914
3	27.523	31.770	23.309	20.044	1'42.723	<b>268,7</b>	9:55'26.637
4	27.730	<b>31.739</b>	23.190	20.060	1'42.512	<b>268,7</b>	9:57'09.149
5	27.730	33.489	23.204	20.194	1'44.617	266,7	9:58'53.766
6	27.614	31.985	23.372	20.106	1'43.077	264,7	10:00'36.843
7	27.998	32.034	23.151	31.410	1'54.593P	266,0	10:02'31.436
8	3'19.446	32.834	23.426	20.309	4'36.015P		10:07'07.451
9	27.848	32.142	23.114	20.166	1'43.270	262,1	10:08'50.721
10	27.570	32.838	23.054	20.102	1'43.564	262,1	10:10'34.285
11	<b>27.413</b>	32.146	<b>22.906</b>	<b>19.972</b>	<b>1'42.437</b>	262,7	10:12'16.722
12	27.546	32.362	23.896	21.542	1'45.346	265,3	10:14'02.068
13	28.020	32.284	23.038	28.396	1'51.738P	265,3	10:15'53.806
14	1'09.058	32.413			3'30.723P		10:19'24.529
15			27.059	33.045	2'36.653CP	257,1	10:22'01.182
<b>23° 6 E. PUSCEDDU (1'42.575)</b>							
Lap	Seg.1	Seg.2	Seg.3	Seg.4	Lap Time	km/h	Local Time
1	27.443	27'23.797	24.667	20.618			10:19'07.071
2	<b>27.443</b>	<b>31.801</b>	<b>23.133</b>	<b>20.198</b>	<b>1'42.575</b>	<b>257,1</b>	10:20'49.646
<b>24° 13 F. SANCHIONI (1'42.685)</b>							
Lap	Seg.1	Seg.2	Seg.3	Seg.4	Lap Time	km/h	Local Time
1	28.323	41.148	24.822	21.295			9:52'29.637
2	28.220	32.557	23.665	20.552	1'45.097	264,0	9:54'14.734
3	28.258	32.640	23.596	20.393	1'44.849	264,0	9:55'59.583
4	27.659	32.348	23.101	<b>20.016</b>	1'43.723	264,7	9:57'43.306
5	28.122	32.106	23.166	20.463	1'43.394	<b>269,3</b>	9:59'26.700
6	31.916	31.919	23.436	20.447	1'43.924	264,0	10:01'10.624
7	7'34.931	32.849	23.743	30.357	1'58.865P	264,7	10:03'09.489
8	27.884	33.142	23.733	20.396	8'52.202P		10:12'01.691
9	27.884	31.971	23.001	20.227	1'43.083	260,2	10:13'44.774
10	27.871	31.811	<b>22.953</b>	20.050	<b>1'42.685</b>	259,6	10:15'27.459
11	27.821				2'12.077	264,0	10:17'39.536
12	29.652	32.480	23.483	20.915	1'46.530	259,6	10:19'26.066
13	27.921	<b>31.687</b>	23.397	20.028	1'43.033	261,5	10:21'09.099
<b>25° 81 A. BERNARDI (1'43.167)</b>							
Lap	Seg.1	Seg.2	Seg.3	Seg.4	Lap Time	km/h	Local Time
1	28.396	41.686	34.207	21.948			9:53'00.719
2	27.274	32.507	23.931	20.518	1'45.352	259,6	9:54'46.071
3	27.390	32.713	23.527	20.253	1'43.767	<b>263,4</b>	9:56'29.838
4	27.365	32.374	<b>23.221</b>	<b>20.182</b>	<b>1'43.167</b>	262,7	9:58'13.005
5	27.867	37.854	24.774	20.406	1'50.399</		





## German Round, 18-19-20 August 2017

### Superstock 1000 - Chronological Analysis Free Practice 3rd Session

7	28.442	32.417	23.528	20.317	1'44.704	258,3	10:08'08.622
8	27.562	38.184	23.804	20.557	1'50.107	256,5	10:09'58.729
9	27.616	32.264	23.801	20.311	1'43.992	257,1	10:11'42.721
10	27.761	32.304	23.860	20.484	1'44.409	257,1	10:13'27.130
11	36.692	34.139	24.538	31.554	2'06.923P	255,9	10:15'34.053
12	1'54.283	34.554	25.241	21.571	3'15.649P		10:18'49.702
13	27.750	32.578	23.638	20.566	1'44.532	255,2	10:20'34.234

**26° 46 M. CUDEVILLE (1'43.988)**

Lap	Seg.1	Seg.2	Seg.3	Seg.4	Lap Time	km/h	Local Time
		33.406	24.677	21.170			9:51'52.344
1	44.702	38.268	25.224	31.158	2'19.352CP	261,5	9:54'11.696
2	3'21.387	34.146	28.206	31.640	4'55.379P		9:59'07.075
3	2'36.373	33.337	23.994	21.148	3'54.852P		10:03'01.927
4	28.164	32.644	23.659	20.617	1'45.084	260,8	10:04'47.011
5	27.998	32.388	23.681	20.462	1'44.529	261,5	10:06'31.540
6	28.184	32.816	24.037	29.176	1'54.213P	261,5	10:08'25.753
7	2'30.559	33.203	24.097	20.885	3'48.744P		10:12'14.497
8	28.248	33.772	23.854	21.641	1'47.515	261,5	10:14'02.012
9	27.886	32.764	23.571	<b>20.329</b>	1'44.550	<b>264,0</b>	10:15'46.562
10	<b>27.815</b>	32.334	<b>23.397</b>	20.442	<b>1'43.988</b>	262,1	10:17'30.550
11	28.079	<b>32.184</b>	23.533	20.517	1'44.313	259,6	10:19'14.863
12	50.106	36.024	24.375	33.244	2'23.749CP	260,8	10:21'38.612

**27° 90 T. FINSTERBUSCH (1'44.017)**

Lap	Seg.1	Seg.2	Seg.3	Seg.4	Lap Time	km/h	Local Time
		32.878	23.816	20.655			9:51'56.115
1	27.990	32.460	<b>23.236</b>	<b>20.331</b>	<b>1'44.017</b>	<b>263,4</b>	9:53'40.132
2	<b>27.632</b>	<b>32.356</b>	23.774	28.934	1'52.696P	259,6	9:55'32.828

**28° 25 W. SULIS (1'44.070)**

Lap	Seg.1	Seg.2	Seg.3	Seg.4	Lap Time	km/h	Local Time
		35.951	25.891	35.765			9:52'36.561
1	1'44.276	33.534	24.057	21.057	3'02.924P		9:55'39.485
2	28.996	33.025	23.732	20.598	1'46.351	256,5	9:57'25.836
3	28.630	32.329	23.504	20.229	1'44.692	<b>264,7</b>	9:59'10.528
4	28.319	34.401	24.666	35.510	2'02.896P	262,7	10:01'13.424
5	3'14.382	32.962	24.450	20.539	4'32.333P		10:05'45.757
6	28.166	32.406	<b>23.305</b>	<b>20.193</b>	<b>1'44.070</b>	262,7	10:07'29.827
7	28.210	<b>32.219</b>	23.413	20.433	1'44.275	261,5	10:09'14.102
8	29.499	33.684	24.155	33.027	2'00.365P	261,5	10:11'14.467
9	1'29.822	35.466	23.999	20.753	2'50.040P		10:14'04.507
10	<b>27.699</b>	33.274	23.922	20.455	1'45.350	260,2	10:15'49.857
11	27.988	33.278	23.737	20.508	1'45.511	260,8	10:17'35.368
12	27.981	33.440	23.946	20.881	1'46.248	261,5	10:19'21.616
13	44.186	35.915	24.280	20.921	2'05.302C	261,5	10:21'26.918

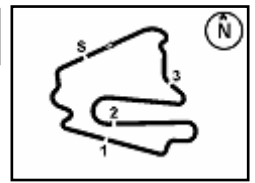
19/08/2017

P = Pits In/Out - C = Lap-Time Cancelled

These data/results cannot be reproduced, stored and/or transmitted in whole or in part by any manner of electronic, mechanical, photocopying, recording, broadcasting or otherwise now known or herein after developed without the previous express consent by the copyright owner, except for reproduction in daily press and regular printed publications on sale to the public within 60 days of the event related to those data/results and always provided that copyright symbol appears together as follows below.

© DORNA WSBK ORGANIZATION Srl 2017



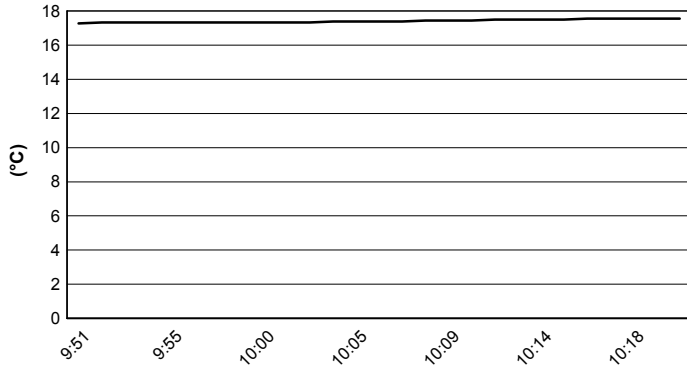


Lausitzring 4.265 m

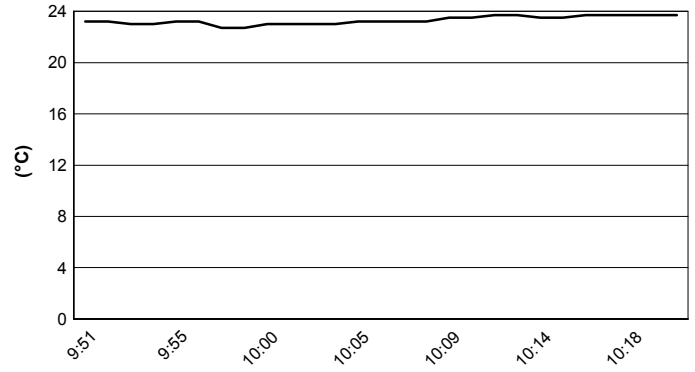
**German Round, 18-19-20 August 2017**  
**Superstock 1000 - Weather Report Free Practice 3rd Session**

Session started **09:50**      Session ended **10:22**

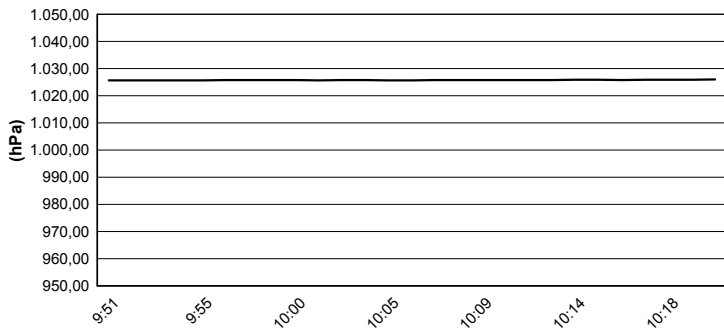
**Air Temperature**



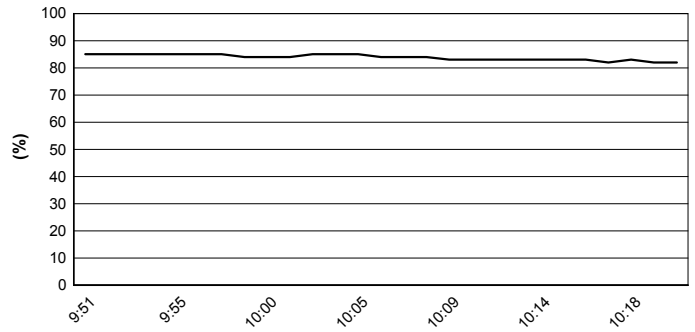
**Track Temperature**



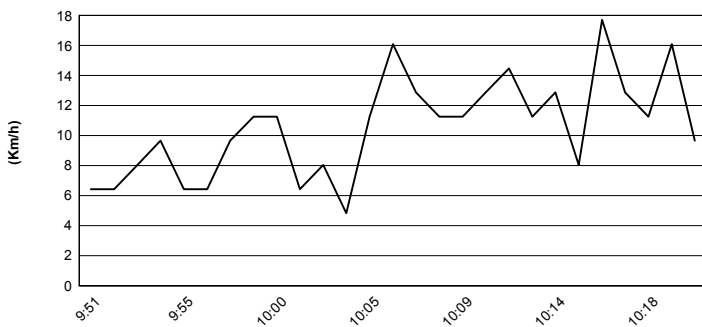
**Air Pressure**



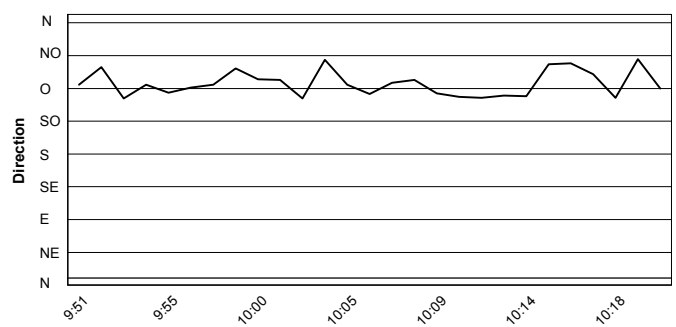
**Humidity**



**Wind Speed**



**Wind Direction**



19/08/2017

These data/results cannot be reproduced, stored and/or transmitted in whole or in part by any manner of electronic, mechanical, photocopying, recording, broadcasting or otherwise now known or herein after developed without the previous express consent by the copyright owner, except for reproduction in daily press and regular printed publications on sale to the public within 60 days of the event related to those data/results and always provided that copyright symbol appears together as follows below.

© DORNA WSBK ORGANIZATION Srl 2017



Official Tyre Supplier



Official Timekeeper