

Lausitzring 4.265 m

1 / 2

German Round, 18-19-20 August 2017

Superstock 1000 - Results Qualifying

No.	Rider	Nat	Team	Bike	Time	Gap	Rel.	Laps	Speed	
									Avg	Max
1	23 F. SANDI	ITA	Berclaz Racing Team	BMW S 1000 RR	1'38.268			10	156,246	274,1
2	71 M. SCHEIB	CHI	Nuova M2 Racing	Aprilia RSV4 RF	1'38.610	0.342	0.342	9	155,704	270,0
3	12 M. RINALDI	ITA	Aruba.it Racing - Junior Team	Ducati Panigale R	1'38.655	0.387	0.045	13	155,633	272,7
4	21 F. MARINO	FRA	PATA Yamaha Official STK 1000 Team	Yamaha YZF R1	1'38.684	0.416	0.029	13	155,588	272,1
5	2 R. TAMBURINI	ITA	PATA Yamaha Official STK 1000 Team	Yamaha YZF R1	1'38.787	0.519	0.103	12	155,425	275,5
6	57 M. JONES	AUS	Aruba.it Racing - Junior Team	Ducati Panigale R	1'38.860	0.592	0.073	14	155,311	273,4
7	54 T. RAZGATLIOGLU	TUR	Kawasaki Puccetti Racing	Kawasaki ZX-10RR	1'38.957	0.689	0.097	13	155,158	272,7
8	5 M. FACCANI	ITA	Althea BMW Racing Team	BMW S 1000 RR	1'39.330	1.062	0.373	12	154,576	275,5
9	70 L. VITALI	ITA	Nuova M2 Racing	Aprilia RSV4 RF	1'39.352	1.084	0.022	12	154,541	272,7
10	55 I. MYKHALCHYK	UKR	TripleM Racing	Kawasaki ZX-10RR	1'39.656	1.388	0.304	13	154,070	271,4
11	7 M. FRITZ	GER	Bayer-Bikerbox Yamaichi	Yamaha YZF R1	1'39.833	1.565	0.177	12	153,797	271,4
12	11 J. GUARNONI	FRA	Pedercini Racing Kawasaki	Kawasaki ZX-10RR	1'39.852	1.584	0.019	13	153,768	275,5
13	3 S. SUCHET	SUI	Berclaz Racing Team	BMW S 1000 RR	1'40.319	2.051	0.467	12	153,052	274,1
14	51 E. VIONNET	SUI	Motors Vionnet	BMW S 1000 RR	1'40.641	2.373	0.322	13	152,562	271,4
15	19 J. PUFFE	GER	Althea MF84	BMW S 1000 RR	1'40.739	2.471	0.098	12	152,414	272,7
16	6 E. PUSCEDDU	ITA	D.K.Racing	BMW S 1000 RR	1'40.829	2.561	0.090	13	152,278	267,3
17	59 A. SCHACHT	DEN	EAB Schacht Racing Team	Ducati Panigale R	1'40.927	2.659	0.098	13	152,130	267,3
18	18 R. CECCHINI	ITA	2R Road Racing	BMW S 1000 RR	1'41.003	2.735	0.076	11	152,015	266,7
19	41 F. D'ANNUNZIO	ITA	FDA Racing Team	BMW S 1000 RR	1'41.015	2.747	0.012	10	151,997	268,0
20	68 G. SCOTT	AUS	Agro On-Benjan-Kawasaki	Kawasaki ZX-10RR	1'41.075	2.807	0.060	15	151,907	270,0
21	90 T. FINSTERBUSCH	GER	Agro On-Benjan-Kawasaki	Kawasaki ZX-10RR	1'41.345	3.077	0.270	11	151,502	268,7
22	77 W. TESSELS	NED	Agro On-Benjan-Kawasaki	Kawasaki ZX-10RR	1'41.442	3.174	0.097	14	151,357	266,7
23	32 M. MOSER	GER	TripleM Racing	Kawasaki ZX-10RR	1'41.582	3.314	0.140	13	151,149	260,8
24	34 X. PINSACH	ESP	ETG Racing	Kawasaki ZX-10RR	1'41.640	3.372	0.058	13	151,063	270,7
25	46 M. CUDEVILLE	FRA	Leader Team Flembbo	Kawasaki ZX-10RR	1'42.629	4.361	0.989	11	149,607	264,7
26	81 A. BERNARDI	ITA	TheBlackSheepTeam	Yamaha YZF R1	1'43.191	4.923	0.562	11	148,792	261,5
27	13 F. SANCHIONI	ITA	Clasitaly	BMW S 1000 RR	1'43.304	5.036	0.113	9	148,629	266,7
28	25 W. SULIS	ITA	Team Trasimeno	Yamaha YZF R1	1'44.194	5.926	0.890	1	147,360	265,3

Qualifying Lap Time (107% of 1'38.268): 1'45.148

AIR	Humidity:	51%	Temp:	22°C
TRACK	Condition:	Dry	Temp:	36°C

Records	Pole (QP)	2016 R.De Rosa	1'38.819	155,370	Km/h
	Race (RC)	2005 K.Sofuoglu	1'42.612	149,630	Km/h
	Circuit (QP)	2016 R.De Rosa	1'38.819	155,370	Km/h

Start 19/08/2017 15:00 End 15:31 The results are provisional until the end of the time limit for protests and appeals and the completion of the technical checks.

These data/results cannot be reproduced, stored and/or transmitted in whole or in part by any manner of electronic, mechanical, photocopying, recording, broadcasting or otherwise now known or herein after developed without the previous express consent by the copyright owner, except for reproduction in daily press and regular printed publications on sale to the public within 60 days of the event related to those data/results and always provided that copyright symbol appears together as follows below.

© DORNA WSBK ORGANIZATION Srl 2017



German Round, 18-19-20 August 2017

Superstock 1000 - Results Qualifying

Session Highlights

Local Time	No. Rider	Description
15.00.00		Start
15.05.02	25 W. SULIS	Crashed - Turn 6
15.06.09	6 E. PUSCEDDU	On the Gravel - Re-Joined - Turn 6
15.07.26	46 M. CUDEVILLE	Lap Cancelled - Exceeded Track Limits - Turn 1
15.07.42	13 F. SANCHIONI	Lap Cancelled - Exceeded Track Limits - Turn 1
15.13.57		New Best Lap
15.25.31	32 M. MOSER	Lap Cancelled - Exceeded Track Limits - Turn 1
15.25.38	5 M. FACCANI	Lap Cancelled - Exceeded Track Limits - Turn 1
15.25.48	51 E. VIONNET	Lap Cancelled - Exceeded Track Limits - Turn 1
15.29.53	70 L. VITALI	On the Gravel - Re-Joined - Turn 5
15.31.02	18 R. CECCHINI	On the Gravel - Re-Joined - Turn 10
15.31.52		End Of Session

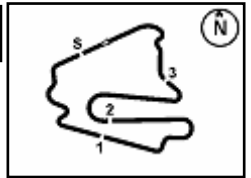
Fastest Laps Sequence

No.	Rider	Nat	Team	Bike	Local Time	Time	Gap	Avg
71	M. SCHEIB	CHI	Nuova M2 Racing	Aprilia RSV4 RF	15:03'20.173	1'39.264		154,678
23	F. SANDI	ITA	Berclaz Racing Team	BMW S 1000 RR	15:13'31.491	1'39.144	-0.120	154,866
12	M. RINALDI	ITA	Aruba.it Racing - Junior Team	Ducati Panigale R	15:13'46.973	1'38.655	-0.489	155,633
71	M. SCHEIB	CHI	Nuova M2 Racing	Aprilia RSV4 RF	15:20'39.281	1'38.610	-0.045	155,704
23	F. SANDI	ITA	Berclaz Racing Team	BMW S 1000 RR	15:23'30.199	1'38.268	-0.342	156,246

Start 19/08/2017 15:00 End 15:31 The results are provisional until the end of the time limit for protests and appeals and the completion of the technical checks.

These data/results cannot be reproduced, stored and/or transmitted in whole or in part by any manner of electronic, mechanical, photocopying, recording, broadcasting or otherwise now known or herein after developed without the previous express consent by the copyright owner, except for reproduction in daily press and regular printed publications on sale to the public within 60 days of the event related to those data/results and always provided that copyright symbol appears together as follows below.

© DORNA WSBK ORGANIZATION Srl 2017


5.2
STK1000
120/06


Lausitzring 4.265 m

German Round, 18-19-20 August 2017

Superstock 1000 - Best Sector & Speed Qualifying

BEST LAP

1	23 F. SANDI	BMW S 1000 RR	1'38.268
2	71 M. SCHEIB	Aprilia RSV4 RF	1'38.610
3	12 M. RINALDI	Ducati Panigale R	1'38.655
4	21 F. MARINO	Yamaha YZF R1	1'38.684
5	2 R. TAMBURINI	Yamaha YZF R1	1'38.787
6	57 M. JONES	Ducati Panigale R	1'38.860
7	54 T. RAZGATLIOGLU	Kawasaki ZX-10RR	1'38.957
8	5 M. FACCANI	BMW S 1000 RR	1'39.330
9	70 L. VITALI	Aorilia RSV4 RF	1'39.352
10	55 I. MYKHALCHYK	Kawasaki ZX-10RR	1'39.656
11	7 M. FRITZ	Yamaha YZF R1	1'39.833
12	11 J. GUARNONI	Kawasaki ZX-10RR	1'39.852
13	3 S. SUCHET	BMW S 1000 RR	1'40.319
14	51 E. VIONNET	BMW S 1000 RR	1'40.641
15	19 J. PUFFE	BMW S 1000 RR	1'40.739
16	6 E. PUSCEDDU	BMW S 1000 RR	1'40.829
17	59 A. SCHACHT	Ducati Panigale R	1'40.927
18	18 R. CECCHINI	BMW S 1000 RR	1'41.003
19	41 F. D'ANNUNZIO	BMW S 1000 RR	1'41.015
20	68 G. SCOTT	Kawasaki ZX-10RR	1'41.075
21	90 T. FINSTERBUSCH	Kawasaki ZX-10RR	1'41.345
22	77 W. TESSELS	Kawasaki ZX-10RR	1'41.442
23	32 M. MOSER	Kawasaki ZX-10RR	1'41.582
24	34 X. PINSACH	Kawasaki ZX-10RR	1'41.640
25	46 M. CUDEVILLE	Kawasaki ZX-10RR	1'42.629
26	81 A. BERNARDI	Yamaha YZF R1	1'43.191
27	13 F. SANCHIONI	BMW S 1000 RR	1'43.304
28	25 W. SULIS	Yamaha YZF R1	1'44.194

SPEED

1	2 R. TAMBURINI	Yamaha YZF R1	275.5
2	11 J. GUARNONI	Kawasaki ZX-10RR	275.5
3	5 M. FACCANI	BMW S 1000 RR	275.5
4	23 F. SANDI	BMW S 1000 RR	274.1
5	3 S. SUCHET	BMW S 1000 RR	274.1
6	57 M. JONES	Ducati Panigale R	273.4
7	19 J. PUFFE	BMW S 1000 RR	272.7
8	12 M. RINALDI	Ducati Panigale R	272.7
9	54 T. RAZGATLIOGLU	Kawasaki ZX-10RR	272.7
10	70 L. VITALI	Aorilia RSV4 RF	272.7
11	21 F. MARINO	Yamaha YZF R1	272.1
12	7 M. FRITZ	Yamaha YZF R1	271.4
13	55 I. MYKHALCHYK	Kawasaki ZX-10RR	271.4
14	51 E. VIONNET	BMW S 1000 RR	271.4
15	34 X. PINSACH	Kawasaki ZX-10RR	270.7
16	68 G. SCOTT	Kawasaki ZX-10RR	270.0
17	71 M. SCHEIB	Aorilia RSV4 RF	270.0
18	90 T. FINSTERBUSCH	Kawasaki ZX-10RR	268.7
19	41 F. D'ANNUNZIO	BMW S 1000 RR	268.0
20	6 E. PUSCEDDU	BMW S 1000 RR	267.3
21	59 A. SCHACHT	Ducati Panigale R	267.3
22	18 R. CECCHINI	BMW S 1000 RR	266.7
23	13 F. SANCHIONI	BMW S 1000 RR	266.7
24	77 W. TESSELS	Kawasaki ZX-10RR	266.7
25	25 W. SULIS	Yamaha YZF R1	265.3
26	46 M. CUDEVILLE	Kawasaki ZX-10RR	264.7
27	81 A. BERNARDI	Yamaha YZF R1	261.5
28	32 M. MOSER	Kawasaki ZX-10RR	260.8

SEG. 1

1	12 M. RINALDI	26.234
2	2 R. TAMBURINI	26.308
3	71 M. SCHEIB	26.319
4	23 F. SANDI	26.369
5	57 M. JONES	26.436
6	21 F. MARINO	26.451
7	55 I. MYKHALCHYK	26.553
8	70 L. VITALI	26.582
9	5 M. FACCANI	26.584
10	6 E. PUSCEDDU	26.672
11	54 T. RAZGATLIOGLU	26.672
12	19 J. PUFFE	26.701
13	7 M. FRITZ	26.731
14	51 E. VIONNET	26.795
15	11 J. GUARNONI	26.824
16	59 A. SCHACHT	26.838
17	3 S. SUCHET	26.861
18	18 R. CECCHINI	26.913
19	90 T. FINSTERBUSCH	26.951
20	41 F. D'ANNUNZIO	26.970
21	32 M. MOSER	27.022
22	77 W. TESSELS	27.033
23	68 G. SCOTT	27.074
24	34 X. PINSACH	27.082
25	46 M. CUDEVILLE	27.420
26	81 A. BERNARDI	27.485
27	13 F. SANCHIONI	27.563
28	25 W. SULIS	27.608

SEG. 2

1	71 M. SCHEIB	30.477
2	23 F. SANDI	30.537
3	57 M. JONES	30.549
4	12 M. RINALDI	30.616
5	21 F. MARINO	30.658
6	54 T. RAZGATLIOGLU	30.686
7	70 L. VITALI	30.717
8	2 R. TAMBURINI	30.729
9	5 M. FACCANI	30.771
10	55 I. MYKHALCHYK	30.847
11	11 J. GUARNONI	30.942
12	7 M. FRITZ	31.059
13	19 J. PUFFE	31.081
14	3 S. SUCHET	31.082
15	6 E. PUSCEDDU	31.177
16	51 E. VIONNET	31.279
17	18 R. CECCHINI	31.291
18	68 G. SCOTT	31.340
19	41 F. D'ANNUNZIO	31.424
20	77 W. TESSELS	31.433
21	90 T. FINSTERBUSCH	31.434
22	59 A. SCHACHT	31.489
23	34 X. PINSACH	31.620
24	46 M. CUDEVILLE	31.766
25	32 M. MOSER	31.770
26	13 F. SANCHIONI	31.898
27	81 A. BERNARDI	31.931
28	25 W. SULIS	32.298

SEG. 3

1	23 F. SANDI	22.234
2	57 M. JONES	22.254
3	21 F. MARINO	22.281
4	54 T. RAZGATLIOGLU	22.327
5	7 M. FRITZ	22.349
6	71 M. SCHEIB	22.357
7	70 L. VITALI	22.402
8	12 M. RINALDI	22.417
9	2 R. TAMBURINI	22.431
10	11 J. GUARNONI	22.472
11	5 M. FACCANI	22.488
12	3 S. SUCHET	22.537
13	55 I. MYKHALCHYK	22.540
14	19 J. PUFFE	22.643
15	59 A. SCHACHT	22.760
16	51 E. VIONNET	22.792
17	68 G. SCOTT	22.800
18	18 R. CECCHINI	22.820
19	32 M. MOSER	22.838
20	6 E. PUSCEDDU	22.877
21	90 T. FINSTERBUSCH	22.919
22	77 W. TESSELS	22.932
23	41 F. D'ANNUNZIO	22.948
24	34 X. PINSACH	22.955
25	13 F. SANCHIONI	23.225
26	46 M. CUDEVILLE	23.360
27	81 A. BERNARDI	23.391
28	25 W. SULIS	23.538

SEG. 4

1	23 F. SANDI	19.128
2	21 F. MARINO	19.171
3	54 T. RAZGATLIOGLU	19.214
4	2 R. TAMBURINI	19.262
5	5 M. FACCANI	19.293
6	12 M. RINALDI	19.310
7	71 M. SCHEIB	19.320
8	11 J. GUARNONI	19.338
9	7 M. FRITZ	19.373
10	55 I. MYKHALCHYK	19.432
11	57 M. JONES	19.449
12	70 L. VITALI	19.460
13	3 S. SUCHET	19.519
14	41 F. D'ANNUNZIO	19.567
15	19 J. PUFFE	19.568
16	51 E. VIONNET	19.591
17	59 A. SCHACHT	19.636
18	18 R. CECCHINI	19.648
19	68 G. SCOTT	19.666
20	6 E. PUSCEDDU	19.686
21	90 T. FINSTERBUSCH	19.737
22	34 X. PINSACH	19.766
23	32 M. MOSER	19.851
24	77 W. TESSELS	19.892
25	81 A. BERNARDI	20.041
26	46 M. CUDEVILLE	20.067
27	13 F. SANCHIONI	20.114
28	25 W. SULIS	20.320

19/08/2017

These data/results cannot be reproduced, stored and/or transmitted in whole or in part by any manner of electronic, mechanical, photocopying, recording, broadcasting or otherwise now known or herein after developed without the previous express consent by the copyright owner, except for reproduction in daily press and regular printed publications on sale to the public within 60 days of the event related to those data/results and always provided that copyright symbol appears together as follows below.

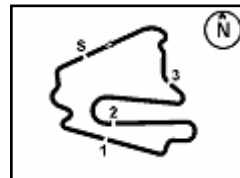
© DORNA WSBK ORGANIZATION Srl 2017

FICR PERUGIA TIMING


Official Tyre Supplier



Official Timekeeper



Lausitzring 4.265 m

German Round, 18-19-20 August 2017

Superstock 1000 - Ideal Times Qualifying

Rider No.	Nat	Bike	Seg. 1 Diff. 1	Seg. 2 Diff. 2	Seg. 3 Diff. 3	Seg. 4 Diff. 4	Ideal Time			
							Best Lap	Pos.	Diff.	
1	23 F. SANDI	ITA	BMW S 1000 RR	26.369	30.537	22.234	19.128	1'38.268	1	
2	71 M. SCHEIB	CHI	Aprilia RSV4 RF	26.319	30.477	22.357 0.013	19.320 0.124	1'38.473	2	0.137
3	21 F. MARINO	FRA	Yamaha YZF R1	26.451 0.059	30.658	22.281 0.064	19.171	1'38.561	4	0.123
4	12 M. RINALDI	ITA	Ducati Panigale R	26.234	30.616 0.078	22.417	19.310	1'38.577	3	0.078
5	57 M. JONES	AUS	Ducati Panigale R	26.436 0.065	30.549	22.254	19.449 0.107	1'38.688	6	0.172
6	2 R. TAMBURINI	ITA	Yamaha YZF R1	26.308	30.729	22.431 0.047	19.262 0.010	1'38.730	5	0.057
7	54 T. RAZGATLIOGLU	TUR	Kawasaki ZX-10RR	26.672	30.686 0.019	22.327 0.019	19.214 0.020	1'38.899	7	0.058
8	5 M. FACCANI	ITA	BMW S 1000 RR	26.584	30.771 0.125	22.488 0.052	19.293 0.017	1'39.136	8	0.194
9	70 L. VITALI	ITA	Aprilia RSV4 RF	26.582 0.191	30.717	22.402	19.460	1'39.161	9	0.191
10	55 I. MYKHALCHYK	UKR	Kawasaki ZX-10RR	26.553 0.090	30.847	22.540 0.104	19.432 0.090	1'39.372	10	0.284
11	7 M. FRITZ	GER	Yamaha YZF R1	26.731 0.128	31.059 0.015	22.349	19.373 0.178	1'39.512	11	0.321
12	11 J. GUARNONI	FRA	Kawasaki ZX-10RR	26.824 0.131	30.942	22.472	19.338 0.145	1'39.576	12	0.276
13	19 J. PUFFE	GER	BMW S 1000 RR	26.701 0.119	31.081	22.643	19.568 0.627	1'39.993	15	0.746
14	3 S. SUCHET	SUI	BMW S 1000 RR	26.861	31.082	22.537 0.130	19.519 0.190	1'39.999	13	0.320
15	6 E. PUSCEDDU	ITA	BMW S 1000 RR	26.672	31.177	22.877 0.248	19.686 0.169	1'40.412	16	0.417
16	51 E. VIONNET	SUI	BMW S 1000 RR	26.795 0.173	31.279 0.011	22.792	19.591	1'40.457	14	0.184
17	18 R. CECCHINI	ITA	BMW S 1000 RR	26.913	31.291 0.234	22.820 0.028	19.648 0.069	1'40.672	18	0.331
18	59 A. SCHACHT	DEN	Ducati Panigale R	26.838	31.489 0.115	22.760 0.089	19.636	1'40.723	17	0.204
19	68 G. SCOTT	AUS	Kawasaki ZX-10RR	27.074 0.022	31.340 0.087	22.800 0.086	19.666	1'40.880	20	0.195
20	41 F. D'ANNUNZIO	ITA	BMW S 1000 RR	26.970 0.106	31.424	22.948	19.567	1'40.909	19	0.106
21	90 T. FINSTERBUSCH	GER	Kawasaki ZX-10RR	26.951 0.262	31.434	22.919	19.737 0.042	1'41.041	21	0.304
22	77 W. TESSELS	NED	Kawasaki ZX-10RR	27.033 0.012	31.433	22.932 0.110	19.892 0.030	1'41.290	22	0.152
23	34 X. PINSACH	ESP	Kawasaki ZX-10RR	27.082 0.069	31.620 0.082	22.955 0.066	19.766	1'41.423	24	0.217
24	32 M. MOSER	GER	Kawasaki ZX-10RR	27.022	31.770 0.042	22.838 0.059	19.851	1'41.481	23	0.101
25	46 M. CUDEVILLE	FRA	Kawasaki ZX-10RR	27.420	31.766 0.009	23.360	20.067 0.007	1'42.613	25	0.016
26	13 F. SANCHIONI	ITA	BMW S 1000 RR	27.563 0.472	31.898 0.032	23.225	20.114	1'42.800	27	0.504
27	81 A. BERNARDI	ITA	Yamaha YZF R1	27.485 0.235	31.931 0.058	23.391 0.050	20.041	1'42.848	26	0.343
28	25 W. SULIS	ITA	Yamaha YZF R1	27.608 0.430	32.298	23.538	20.320	1'43.764	28	0.430
Overall Ideal Time				26.234	30.477	22.234	19.128	1'38.073		

19/08/2017

These data/results cannot be reproduced, stored and/or transmitted in whole or in part by any manner of electronic, mechanical, photocopying, recording, broadcasting or otherwise now known or herein after developed without the previous express consent by the copyright owner, except for reproduction in daily press and regular printed publications on sale to the public within 60 days of the event related to those data/results and always provided that copyright symbol appears together as follows below.

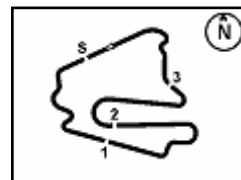
© DORNA WSBK ORGANIZATION Srl 2017

PIRELLI PERUGIA TIMING


Official Tyre Supplier



Official Timekeeper



Lausitzring 4.265 m

German Round, 18-19-20 August 2017

Superstock 1000 - Chronological Analysis Qualifying

1 / 4
1° 23 F. SANDI (1'38.268)

Lap	Seg.1	Seg.2	Seg.3	Seg.4	Lap Time	km/h	Local Time
		44.698	27.936	34.941			15:04'52.760
1	4'05.342	31.858	23.154	19.468	5'19.822P		15:10'12.582
2	26.882	30.958	22.575	19.350	1'39.765	270,7	15:11'52.347
3	26.527	30.919	22.508	19.190	1'39.144	269,3	15:13'31.491
4	27.568	31.819	23.298	30.884	1'53.569P	272,1	15:15'25.060
5	5'12.681	31.688	23.029	19.473	6'26.871P		15:21'51.931
6	26.369	30.537	22.234	19.128	1'38.268	269,3	15:23'30.199
7	26.456	30.854	22.323	19.521	1'39.154	274,1	15:25'09.353
8	32.641	32.508	22.916	19.403	1'47.468	272,7	15:26'56.821
9	27.063	31.282	22.468	19.535	1'40.348	273,4	15:28'37.169
10	26.411	30.803	22.441	19.209	1'38.864	274,1	15:30'16.033

3	26.566	30.957	22.549	19.720	1'39.792	275,5	15:09'03.138
4	30.083	33.120	23.726	28.530	1'55.459P	225,8	15:10'58.597
5	3'40.254	31.851	22.974	19.803	4'54.882P		15:15'53.479
6	26.428	30.781	22.505	19.307	1'39.021	270,7	15:17'32.500
7	26.543	30.908	22.451	19.372	1'39.274	270,7	15:19'11.774
8	30.011	32.936	24.617	27.503	1'55.067P	247,0	15:21'06.841
9	3'51.267	31.375	22.669	19.812	5'05.123P		15:26'11.964
10	26.308	30.729	22.478	19.272	1'38.787	271,4	15:27'50.751
11	26.431	30.802	22.431	19.262	1'38.926	272,7	15:29'29.677
12	26.441	30.831	22.608	19.368	1'39.248	272,1	15:31'08.925

6° 57 M. JONES (1'38.860)

Lap	Seg.1	Seg.2	Seg.3	Seg.4	Lap Time	km/h	Local Time
		32.449	23.005	19.932			15:02'41.427
1	26.968	31.358	22.614	19.771	1'40.711	270,7	15:04'22.138
2	27.351	35.479	22.612	19.736	1'45.178	273,4	15:06'07.316
3	26.732	31.183	22.679	27.955	1'48.549P	272,7	15:07'55.865
4	5'07.467	36.026	22.933	19.678	6'26.104P		15:14'21.969
5	26.637	30.867	22.347	19.479	1'39.330	266,7	15:16'01.299
6	26.478	30.834	22.380	19.496	1'39.188	268,0	15:17'40.487
7	26.436	30.745	22.302	19.590	1'39.073	266,7	15:19'19.560
8	26.501	30.549	22.254	19.556	1'38.860	265,3	15:20'58.420
9	26.485	30.593	22.397	19.449	1'38.924	267,3	15:22'37.344
10	29.569	32.003	22.526	19.701	1'43.799	270,0	15:24'21.143
11	26.449	30.861	22.320	19.584	1'39.214	268,0	15:26'00.357
12	26.554	30.831	22.783	19.587	1'39.755	268,7	15:27'40.112
13	27.356	33.372	23.322	20.485	1'44.535	270,7	15:29'24.647
14	27.327	31.690	22.967	20.655	1'42.639	262,1	15:31'07.286

2° 71 M. SCHEIB (1'38.610)

Lap	Seg.1	Seg.2	Seg.3	Seg.4	Lap Time	km/h	Local Time
		31.976	22.924	19.622			15:01'40.909
1	26.452	30.957	22.516	19.339	1'39.264	268,0	15:03'20.173
2	26.543	31.033	22.357	19.353	1'39.286	268,7	15:04'59.459
3	26.595	32.954	22.692	19.616	1'41.857	270,0	15:06'41.316
4	26.584	30.880	22.495	19.320	1'39.279	269,3	15:08'20.595
5	27.263	31.517	24.137	30.263	1'53.180P	269,3	15:10'13.775
6	7'33.006	31.513	22.852	19.525	8'46.896P		15:19'00.671
7	26.319	30.477	22.370	19.444	1'38.610	264,7	15:20'39.281
8	26.402	31.866	22.576	19.648	1'40.492	265,3	15:22'19.773
9	27.635	31.627	23.214	31.195	1'53.671P	267,3	15:24'13.444

3° 12 M. RINALDI (1'38.655)

Lap	Seg.1	Seg.2	Seg.3	Seg.4	Lap Time	km/h	Local Time
		31.567	22.820	19.693			15:02'56.921
1	26.636	30.972	22.635	19.483	1'39.726	270,7	15:04'36.647
2	26.544	31.001	22.509	19.479	1'39.533	271,4	15:06'16.180
3	26.460	30.855	22.744	27.994	1'48.053P	272,7	15:08'04.233
4	2'50.232	31.791	22.615	19.447	4'04.085P		15:12'08.318
5	26.234	30.694	22.417	19.310	1'38.655	270,0	15:13'46.973
6	26.469	30.616	22.589	19.382	1'39.056	272,1	15:15'26.029
7	26.383	30.882	22.692	19.487	1'39.444	272,1	15:17'05.473
8	27.995	31.553	23.108	30.137	1'52.793P	259,6	15:18'58.266
9	3'53.926	31.229	23.089	20.313	5'08.557P		15:24'06.823
10	26.478	30.931	22.580	19.353	1'39.342	272,7	15:25'46.165
11	26.369	30.742	22.520	19.521	1'39.152	270,0	15:27'25.317
12	26.925	32.331	23.039	19.407	1'41.702	272,1	15:29'07.019
13	26.333	30.830	22.478	19.498	1'39.139	272,1	15:30'46.158

4° 21 F. MARINO (1'38.684)

Lap	Seg.1	Seg.2	Seg.3	Seg.4	Lap Time	km/h	Local Time
		32.608	24.107	19.676			15:03'30.810
1	26.890	30.990	22.787	19.495	1'40.162	270,0	15:05'10.972
2	26.739	31.168	22.497	19.492	1'39.896	271,4	15:06'50.868
3	26.676	31.792	23.901	27.044	1'49.413P	270,7	15:08'40.281
4	3'45.457	32.825	23.256	20.032	5'01.570P		15:13'41.851
5	26.823	30.855	22.588	19.364	1'39.630	270,7	15:15'21.481
6	26.651	30.849	22.692	19.355	1'39.547	272,1	15:17'01.028
7	26.681	30.873	22.594	19.441	1'39.589	270,7	15:18'40.617
8	26.728	30.863	22.549	19.322	1'39.462	271,4	15:20'20.079
9	27.357	32.413	22.726	27.050	1'49.546P	271,4	15:22'09.625
10	2'13.273	32.006	23.152	19.824	3'28.255P		15:25'37.880
11	26.523	30.732	22.281	19.380	1'38.916	270,7	15:27'16.796
12	26.510	30.658	22.345	19.171	1'38.684	270,7	15:28'55.480
13	26.451	30.817	22.372	19.494	1'39.134	270,7	15:30'34.614

5° 2 R. TAMBURINI (1'38.787)

Lap	Seg.1	Seg.2	Seg.3	Seg.4	Lap Time	km/h	Local Time
		32.710	23.931	21.730			15:04'03.014
1	27.147	31.282	22.955	19.616	1'41.000	269,3	15:05'44.014
2	26.552	30.941	22.473	19.366	1'39.332	272,7	15:07'23.346

7° 54 T. RAZGATLIOGLU (1'38.957)

Lap	Seg.1	Seg.2	Seg.3	Seg.4	Lap Time	km/h	Local Time
		33.476	23.526	19.986			15:01'56.080
1	27.169	31.171	22.689	19.441	1'40.470	270,0	15:03'36.550
2	27.131	31.103	22.736	19.405	1'40.375	270,0	15:05'16.925
3	26.815	31.073	22.468	19.259	1'39.615	271,4	15:06'56.540
4	26.850	30.966	22.484	19.254	1'39.554	272,7	15:08'36.094
5	26.837	31.316	23.200	28.031	1'49.384P	271,4	15:10'25.478
6	8'11.340	31.677	23.183	19.631	9'25.831P		15:19'51.309
7	26.893	30.686	22.335	19.261	1'39.175	265,3	15:21'30.484
8	26.672	30.688	22.327	19.333	1'39.020	268,7	15:23'09.504
9	26.672	30.705	22.346	19.234	1'38.957	270,0	15:24'48.461
10	26.674	31.003	22.421	19.247	1'39.345	269,3	15:26'27.806
11	26.850	31.350	22.857	19.919	1'40.976	270,7	15:28'08.782
12	26.725	30.850	22.437	19.214	1'39.226	269,3	15:29'48.008
13	27.389	31.697	23.740	20.429	1'43.255	270,0	15:31'31.263

8° 5 M. FACCANI (1'39.330)

Lap	Seg.1	Seg.2	Seg.3	Seg.4	Lap Time	km/h	Local Time
		32.525	23.131	19.840			15:03'03.128
1	26.770	31.127	22.621	19.560	1'40.078	272,1	15:04'43.206
2	26.774	30.890	22.815	19.459	1'39.938	273,4	15:06'23.144
3	26.936	33.210	22.963	19.763	1'42.872	275,5	15:08'06.016
4	26.686	31.087	22.804	19.590	1'40.167	274,8	15:09'46.183
5	27.223	31.547	23.352	33.272	1'55.394P	272,7	15:11'41.577
6	7'13.555	32.700	27.460	20.076	8'33.791P		15:20'15.368
7	26.776	30.859	22.525	19.357	1'39.517	270,7	15:21'54.885
8	26.814	30.834	22.488	19.318	1'39.454	274,1	15:23'34.339
9	26.685	31.004	22.679	19.472	1'39.840	273,4	15:25'14.179
10	43.311	34.014	22.982	19.636	1'59.943C	273,4	15:27'14.122
11	26.585	30.771	22.686	19.293	1'39.335	274,1	15:28'53.457
12	26.584	30.896	22.540	19.310	1'39.330	274,8	15:30'32.787

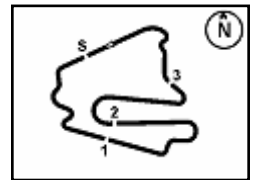
9° 70 L. VITALI (1'39.352)

Lap	Seg.1	Seg.2	Seg.3	Seg.4	Lap Time	km/h	Local Time
		31.872	22.886	19.717			15:01'41.206
1	26.844	30.957	22.490	19.490	1'39.781	270,0	15:03'20.987

19/08/2017

P = Pits In/Out - C = Lap-Time Cancelled

These data/results cannot be reproduced, stored and/or transmitted in whole or in part by any manner of electronic, mechanical, photocopying, recording, broadcasting or otherwise now known or herein after developed without the previous express consent by the copyright owner, except for reproduction in daily press and regular printed publications on sale to the public within 60 days of the event related to those data/results and always provided that copyright symbol appears together as follows below.



German Round, 18-19-20 August 2017
Superstock 1000 - Chronological Analysis Qualifying

Lausitzring 4.265 m

2 / 4

2	26.679	30.899	22.407	19.519	1'39.504	272,1	15:05'00.491	2	27.322	31.630	22.982	19.790	1'41.724	272,1	15:07'45.215
3	26.756	30.803	22.453	19.562	1'39.574	272,1	15:06'40.065	3	27.045	31.432	22.803	19.608	1'40.888	272,7	15:09'26.103
4	28.345	31.189	22.598	19.624	1'41.756	270,0	15:08'21.821	4	28.679	32.878	22.941	28.782	1'53.280P	270,0	15:11'19.383
5	26.747	31.059	23.696	30.934	1'52.436P	270,7	15:10'14.257	5	6'30.008	31.735	22.765	19.578	7'44.086P		15:19'03.469
6	7'33.680	31.948	22.562	19.545	8'47.735P		15:19'01.992	6	26.946	31.262	22.584	19.581	1'40.373	268,7	15:20'43.842
7	26.664	30.873	22.472	19.500	1'39.509	266,7	15:20'41.501	7	26.861	31.082	22.667	19.709	1'40.319	270,0	15:22'24.161
8	26.773	30.717	22.402	19.460	1'39.352	268,7	15:22'20.853	8	27.078	31.950	23.194	20.695	1'42.917	269,3	15:24'07.078
9	26.775	32.014	23.215	20.068	1'42.072	270,0	15:24'02.925	9	26.966	31.263	22.855	19.519	1'40.603	274,1	15:25'47.681
10	26.629	33.653	23.849	19.503	1'43.634	269,3	15:25'46.559	10	27.006	31.358	22.747	19.581	1'40.692	270,7	15:27'28.373
11	26.582	30.849	22.451	19.557	1'39.439	269,3	15:27'25.998	11	30.601	31.644	22.799	19.697	1'44.741	272,1	15:29'13.114
12	26.928	32.337	23.190	19.629	1'42.084	272,7	15:29'08.082	12	27.064	31.348	22.537	19.727	1'40.676	273,4	15:30'53.790

10° 55 I. MYKHALCHYK (1'39.656)								14° 51 E. VIONNET (1'40.641)							
Lap	Seg.1	Seg.2	Seg.3	Seg.4	Lap Time	km/h	Local Time	Lap	Seg.1	Seg.2	Seg.3	Seg.4	Lap Time	km/h	Local Time
		35.564	24.076	20.081			15:02'41.806			33.953	24.168	20.568			15:02'07.085
1	26.924	31.422	22.747	19.531	1'40.624	266,7	15:04'22.430	1	27.081	31.349	23.248	19.888	1'41.566	270,7	15:03'48.651
2	27.114	33.006	24.448	19.813	1'44.381	269,3	15:06'06.811	2	26.795	31.279	57.669	21.365	2'17.108	270,0	15:06'05.759
3	27.146	31.799	22.678	29.819	1'51.442P	268,7	15:07'58.253	3	27.405	31.796	23.287	20.100	1'42.588	270,7	15:07'48.347
4	4'14.746	33.237	23.814	19.878	5'31.675P		15:13'29.928	4	27.087	31.388	22.941	19.767	1'41.183	270,7	15:09'29.530
5	26.755	31.062	22.569	19.446	1'39.832	262,7	15:15'09.760	5	27.027	31.338	22.963	19.699	1'41.027	269,3	15:11'10.557
6	26.643	30.847	22.644	19.522	1'39.656	265,3	15:16'49.416	6	28.486	32.807	23.481	30.031	1'54.805P	268,7	15:13'05.362
7	26.553	33.207	24.773	20.220	1'44.753	264,7	15:18'34.169	7	6'04.731	33.430	23.223	20.075	7'21.459P		15:20'26.821
8	27.044	46.460	23.964	30.923	2'08.391P	263,4	15:20'42.560	8	26.968	31.290	22.792	19.591	1'40.641	267,3	15:22'07.462
9	2'11.891	31.919	22.902	20.027	3'26.739P		15:24'09.299	9	26.825	31.418	22.842	19.757	1'40.842	270,7	15:23'48.304
10	26.946	31.283	22.565	19.580	1'40.374	263,4	15:25'49.673	10	27.048	31.630	23.077	20.197	1'41.952	268,7	15:25'30.256
11	26.672	31.405	22.599	19.432	1'40.108	268,7	15:27'29.781	11	38.883	41.878	23.457	19.863	2'04.081C	268,7	15:27'34.337
12	27.015	31.087	22.633	19.567	1'40.302	271,4	15:29'10.083	12	27.176	31.770	23.123	19.883	1'41.952	271,4	15:29'16.289
13	26.927	31.348	22.540	19.556	1'40.371	267,3	15:30'50.454	13	27.599	32.125	23.002	19.787	1'42.513	270,7	15:30'58.802

11° 7 M. FRITZ (1'39.833)								15° 19 J. PUFFE (1'40.739)							
Lap	Seg.1	Seg.2	Seg.3	Seg.4	Lap Time	km/h	Local Time	Lap	Seg.1	Seg.2	Seg.3	Seg.4	Lap Time	km/h	Local Time
		34.028	23.008	20.025			15:02'39.288			32.566	23.358	19.722			15:03'03.446
1	27.232	31.397	22.717	19.706	1'41.052	268,0	15:04'20.340	1	28.243	31.773	23.060	19.746	1'42.822	272,7	15:04'46.268
2	26.982	31.500	22.545	19.625	1'40.652	270,7	15:06'00.992	2	27.115	31.574	22.991	19.568	1'41.248	269,3	15:06'27.516
3	27.006	31.492	22.693	19.673	1'40.864	268,7	15:07'41.856	3	26.974	31.427	23.050	19.639	1'41.090	271,4	15:08'08.606
4	26.738	31.169	22.764	19.528	1'40.199	270,0	15:09'22.055	4	27.053	31.589	23.108	19.810	1'41.560	271,4	15:09'50.166
5	28.859	31.938	22.811	29.190	1'52.798P	268,0	15:11'14.853	5	27.111	31.733	23.061	30.642	1'52.547P	268,7	15:11'42.713
6	7'40.554	32.736	24.218	20.000	8'57.508P		15:20'12.361	6	7'10.477	33.946	25.584	19.828	8'29.835P		15:20'12.548
7	26.886	31.059	22.607	19.441	1'39.993	264,7	15:21'52.354	7	27.053	31.327	23.360	21.040	1'42.780	260,2	15:21'55.328
8	26.859	31.074	22.349	19.551	1'39.833	270,7	15:23'32.187	8	26.820	31.081	22.643	20.195	1'40.739	272,7	15:23'36.067
9	26.774	35.869	23.150	19.827	1'45.620	268,7	15:25'17.807	9	26.701	31.367	24.389	19.659	1'42.116	271,4	15:25'18.183
10	26.747	31.407	24.098	20.783	1'43.035	269,3	15:27'00.842	10	26.795	31.291	22.921	20.197	1'41.204	272,7	15:26'59.387
11	26.731	31.261	22.570	19.373	1'39.935	270,0	15:28'40.777	11	27.559	33.168	22.969	20.358	1'44.054	264,0	15:28'43.441
12	30.258	32.174	22.840	19.818	1'45.090	271,4	15:30'25.867	12	26.908	31.424	22.863	19.570	1'40.765	270,7	15:30'24.206

12° 11 J. GUARNONI (1'39.852)								16° 6 E. PUSCEDDU (1'40.829)							
Lap	Seg.1	Seg.2	Seg.3	Seg.4	Lap Time	km/h	Local Time	Lap	Seg.1	Seg.2	Seg.3	Seg.4	Lap Time	km/h	Local Time
		31.950	23.080	19.737			15:02'57.498			32.405	23.718	20.420			15:01'45.351
1	27.127	31.461	22.950	21.961	1'43.499	271,4	15:04'40.997	1	27.155	41.121	24.281	20.040	1'52.597	262,7	15:03'37.948
2	26.998	31.343	22.795	19.614	1'40.750	270,0	15:06'21.747	2	26.957	31.453	23.017	19.820	1'41.247	265,3	15:05'19.195
3	26.887	31.165	22.751	19.507	1'40.310	270,0	15:08'02.057	3	26.838	37.623	25.029	20.325	1'49.815	265,3	15:07'09.010
4	26.868	31.237	22.697	19.508	1'40.310	271,4	15:09'42.367	4	26.957	31.479	23.357	19.823	1'41.616	266,0	15:08'50.626
5	26.920	31.148	22.715	19.559	1'40.342	269,3	15:11'22.709	5	26.855	31.536	24.721	33.439	1'56.551P	267,3	15:10'47.177
6	31.755	36.045	24.479	31.409	2'03.688P	262,1	15:13'26.397	6	6'19.703	34.276	30.784	24.257	7'49.020P		15:18'36.197
7	5'41.269	31.566	22.772	19.712	6'55.319P		15:20'21.716	7	27.198	31.467	23.275	20.067	1'42.007	259,6	15:20'18.204
8	26.831	31.013	22.733	19.469	1'40.046	267,3	15:22'01.762	8	26.672	31.177	23.125	19.855	1'40.829	263,4	15:21'59.033
9	28.749	40.162	27.273	22.004	1'58.188	270,7	15:23'59.950	9	26.703	31.426	22.912	19.821	1'40.862	264,0	15:23'39.895
10	30.568	37.597	22.936	19.956	1'51.057	269,3	15:25'51.007	10	28.396	34.212	24.856	32.819	2'00.283P	265,3	15:25'40.178
11	26.824	31.101	22.736	19.484	1'40.145	270,0	15:27'31.152	11	51.835	34.728	25.118	19.826	2'11.507P		15:27'51.685
12	26.949	31.052	22.597	19.338	1'39.936	269,3	15:29'11.088	12	26.839	31.431	22.877	19.686	1'40.833	265,3	15:29'32.518
13	26.955	30.942	22.472	19.483	1'39.852	275,5	15:30'50.940	13	26.806	31.353	23.057	19.843	1'41.059	265,3	15:31'13.577

13° 3 S. SUCHET (1'40.319)								17° 59 A. SCHACHT (1'40.927)							
Lap	Seg.1	Seg.2	Seg.3	Seg.4	Lap Time	km/h	Local Time	Lap	Seg.1	Seg.2	Seg.3	Seg.4	Lap Time	km/h	Local Time
		34.859	24.203	20.074			15:04'21.265			32.471	23.228	20.179			15:02'22.669
1	27.568	31.733	22.994	19.931	1'42.226	271,4	15:06'03.491	1	27.177	31.945	23.046	19.875	1'42.043	261,5	15:04'04.712

19/08/2017

P = Pits In/Out - C = Lap-Time Cancelled

These data/results cannot be reproduced, stored and/or transmitted in whole or in part by any manner of electronic, mechanical, photocopying, recording, broadcasting or otherwise now known or herein after developed without the previous express consent by the copyright owner, except for reproduction in daily press and regular printed publications on sale to the public within 60 days of the event related to those data/results and always provided that copyright symbol appears together as follows below.

© DORNA WSBK ORGANIZATION Srl 2017

FICR PERUGIA TIMING



Official Tyre Supplier



Official Timekeeper



5.4

STK1000
120/06

Lausitzring 4.265 m

German Round, 18-19-20 August 2017

Superstock 1000 - Chronological Analysis Qualifying

3 / 4

2	27.150	31.768	22.898	19.838	1'41.654	264,0	15:05'46.366	3	27.945	32.254	23.801	20.137	1'44.137	266,7	15:07'05.022
3	27.200	31.615	22.760	19.848	1'41.423	264,7	15:07'27.789	4	27.570	31.887	23.304	20.132	1'42.893	268,0	15:08'47.915
4	27.162	31.643	22.988	19.988	1'41.781	264,0	15:09'09.570	5	27.358	32.109	23.621	28.043	1'51.131P	262,1	15:10'39.046
5	27.644	32.152	23.454	30.349	1'53.599P	260,8	15:11'03.169	6	9'59.093	31.898	23.176	19.969	11'14.136P		15:21'53.182
6	7'06.700	32.080	23.140	20.005	8'21.925P		15:19'25.094	7	27.067	31.543	23.062	20.580	1'42.252	261,5	15:23'35.434
7	27.076	31.544	22.994	19.884	1'41.498	257,1	15:21'06.592	8	26.989	31.629	22.989	19.826	1'41.433	261,5	15:25'16.867
8	27.053	31.489	22.989	19.783	1'41.314	261,5	15:22'47.906	9	27.330	31.687	23.153	20.053	1'42.223	260,2	15:26'59.090
9	26.838	31.604	22.849	19.636	1'40.927	261,5	15:24'28.833	10	27.162	31.484	22.963	19.737	1'41.346	262,1	15:28'40.436
10	28.166	32.869	23.144	19.816	1'43.995	262,7	15:26'12.828	11	26.951	31.787	22.968	19.785	1'41.491	264,0	15:30'21.927
11	26.981	31.497	22.839	19.706	1'41.023	264,0	15:27'53.851	22° 77 W. TESSELS (1'41.442)							
12	27.095	31.642	22.797	19.722	1'41.256	267,3	15:29'35.107	Lap	Seg.1	Seg.2	Seg.3	Seg.4	Lap Time	km/h	Local Time
13	26.991	31.617	22.948	19.822	1'41.378	264,0	15:31'16.485	1	27.429	32.621	23.500	20.225	1'42.474	260,8	15:02'02.194
18° 18 R. CECCHINI (1'41.003)								2	27.282	31.868	23.144	20.033	1'42.474	260,8	15:03'44.668
Lap	Seg.1	Seg.2	Seg.3	Seg.4	Lap Time	km/h	Local Time	3	27.320	31.807	22.932	19.945	1'42.004	261,5	15:07'17.482
1	29.360	38.379	25.966	21.502			15:02'35.422	4	27.170	31.682	23.077	20.054	1'41.983	262,7	15:08'59.465
2	27.367	31.829	22.980	20.090	1'42.266	266,7	15:06'03.825	5	27.151	31.584	23.349	20.055	1'42.139	261,5	15:10'41.604
3	27.396	31.800	23.236	19.960	1'42.392	264,7	15:07'46.217	6	29.979	31.713	23.009	20.042	1'44.743	261,5	15:12'26.347
4	27.110	31.713	23.009	20.040	1'41.872	266,0	15:09'28.089	7	27.489	32.096	23.754	30.240	1'53.579P	264,7	15:14'19.926
5	27.338	31.513	22.924	19.764	1'41.539	262,7	15:11'09.628	8	4'50.372	33.598	23.304	20.336	6'07.610P		15:20'27.536
6	30.752	37.093	25.350	32.078	2'05.273P	262,7	15:13'14.901	9	27.045	31.433	23.042	19.922	1'41.442	260,8	15:22'08.978
7	9'14.581	38.337	29.200	23.593	10'45.711P		15:24'00.612	10	27.157	34.965	27.187	22.807	1'52.116	262,7	15:24'01.094
8	27.315	33.338	27.140	19.828	1'47.621	262,1	15:25'48.233	11	27.180	35.205	25.561	19.958	1'47.904	265,3	15:25'48.998
9	26.913	31.525	22.848	19.717	1'41.003	264,7	15:27'29.236	12	27.033	31.438	23.136	19.942	1'41.549	263,4	15:27'30.547
10	27.919	31.371	22.820	19.648	1'41.758	266,7	15:29'10.994	13	27.242	31.547	23.000	19.892	1'41.681	266,7	15:29'12.228
11	27.299	31.291	1'00.069	23.630	2'22.289	266,0	15:31'33.283	14	27.371	31.682	23.308	20.222	1'42.583	266,0	15:30'54.811
19° 41 F. D'ANNUNZIO (1'41.015)								23° 32 M. MOSER (1'41.582)							
Lap	Seg.1	Seg.2	Seg.3	Seg.4	Lap Time	km/h	Local Time	Lap	Seg.1	Seg.2	Seg.3	Seg.4	Lap Time	km/h	Local Time
1	27.385	47.943	25.247	20.271			15:05'37.705	1	27.528	33.438	23.689	20.715			15:02'45.512
2	27.368	31.814	23.399	19.852	1'42.450	265,3	15:07'20.155	2	27.680	32.430	23.258	20.357	1'43.573	260,2	15:04'29.085
3	27.154	31.544	23.069	19.833	1'41.881	266,7	15:09'02.036	3	27.904	32.267	23.149	20.242	1'43.338	258,9	15:06'12.423
4	27.275	31.447	23.058	19.850	1'41.617	266,0	15:10'43.653	4	27.604	32.329	23.122	20.007	1'43.362	260,8	15:07'55.785
5	27.042	36.837	24.610	19.603	1'41.383	264,7	15:12'25.036	5	5'29.757	32.641	23.242	31.763	1'55.250P	260,8	15:09'51.035
6	7'33.932	40.013	25.427	31.162	1'59.651P	266,0	15:14'24.687	6	27.225	33.427	23.498	20.357	6'47.039P		15:16'38.074
7	29.669	34.455	25.427	20.670	9'00.042P		15:23'24.729	7	27.225	32.466	22.944	20.075	1'42.710	255,2	15:18'20.784
8	27.384	34.455	22.965	19.872	1'46.961	258,3	15:25'11.690	8	27.141	31.901	23.203	20.265	1'42.510	255,2	15:20'03.294
9	26.970	31.505	23.149	19.659	1'42.577	268,0	15:26'54.267	9	27.299	31.895	22.986	20.007	1'42.187	255,2	15:21'45.481
10	27.076	31.424	22.948	19.794	1'41.418	265,3	15:28'35.685	10	27.229	31.770	22.917	19.988	1'41.904	257,7	15:23'27.385
20° 68 G. SCOTT (1'41.075)								11	27.123	31.934	22.838	19.972	1'41.867	259,6	15:25'09.252
Lap	Seg.1	Seg.2	Seg.3	Seg.4	Lap Time	km/h	Local Time	12	42.086	33.982	23.398	20.560	2'00.026C	257,7	15:27'09.278
1	27.547	32.967	24.082	20.176			15:01'57.524	13	27.213	31.778	23.043	19.888	1'41.922	259,6	15:28'51.200
2	27.357	31.798	23.159	19.975	1'42.479	268,7	15:03'40.003	24° 34 X. PINSACH (1'41.640)							
3	27.441	31.805	24.912	19.843	1'42.552	270,0	15:05'22.555	Lap	Seg.1	Seg.2	Seg.3	Seg.4	Lap Time	km/h	Local Time
4	27.258	31.812	23.085	20.022	1'42.177	263,4	15:08'49.082	1	27.572	33.346	23.736	20.123			15:01'56.863
5	27.652	31.715	25.575	20.202	1'45.144	268,0	15:10'34.226	2	27.450	32.176	23.122	19.904	1'42.652	270,7	15:05'22.381
6	27.330	31.964	23.055	19.918	1'42.267	265,3	15:12'16.493	3	27.330	31.731	23.183	20.175	1'42.419	268,7	15:07'04.800
7	27.178	31.694	22.960	19.935	1'41.767	266,7	15:13'58.260	4	27.513	32.857	23.658	19.945	1'43.973	268,7	15:08'48.773
8	27.331	31.770	23.000	30.213	1'52.314P	264,0	15:15'50.574	5	27.705	31.836	23.353	19.840	1'42.734	269,3	15:10'31.507
9	3'42.987	32.493	23.335	20.260	4'59.075P		15:20'49.649	6	28.574	34.125	23.549	30.747	1'56.995P	266,0	15:12'28.502
10	27.489	31.598	23.058	19.944	1'42.089	262,7	15:22'31.738	7	6'09.865	32.284	23.473	19.949	7'25.571P		15:19'54.073
11	27.316	31.475	22.916	19.897	1'41.604	262,7	15:24'13.342	8	27.472	31.715	23.069	19.830	1'42.086	265,3	15:21'36.159
12	27.074	31.595	22.800	19.826	1'41.295	264,0	15:25'54.637	9	27.289	31.637	22.955	19.905	1'41.786	264,7	15:23'17.945
13	27.090	31.340	22.972	19.716	1'41.118	263,4	15:27'35.755	10	27.151	31.702	23.021	19.766	1'41.640	266,7	15:24'59.585
14	27.096	31.427	22.886	19.666	1'41.075	270,0	15:29'16.830	11	31.836	36.227	26.394	22.298	1'56.755	266,0	15:26'56.340
15	27.102	31.559	22.883	20.122	1'41.666	269,3	15:30'58.496	12	27.281	32.015	23.094	19.882	1'42.272	268,7	15:28'38.612
21° 90 T. FINSTERBUSCH (1'41.345)								13	27.082	31.620	23.177	19.772	1'41.651	268,7	15:30'20.263
Lap	Seg.1	Seg.2	Seg.3	Seg.4	Lap Time	km/h	Local Time	25° 46 M. CUDEVILLE (1'42.629)							
1	27.496	32.682	23.689	20.187			15:01'57.372	Lap	Seg.1	Seg.2	Seg.3	Seg.4	Lap Time	km/h	Local Time
2	27.213	31.644	23.031	19.997	1'42.168	266,7	15:03'39.540	1	28.514	32.746	23.627	20.760	1'45.647	258,9	15:03'35.604
2	27.213	31.434	22.919	19.779	1'41.345	266,0	15:05'20.885								

19/08/2017

P = Pits In/Out - C = Lap-Time Cancelled

These data/results cannot be reproduced, stored and/or transmitted in whole or in part by any manner of electronic, mechanical, photocopying, recording, broadcasting or otherwise now known or herein after developed without the previous express consent by the copyright owner, except for reproduction in daily press and regular printed publications on sale to the public within 60 days of the event related to those data/results and always provided that copyright symbol appears together as follows below.

© DORNA WSBK ORGANIZATION Srl 2017

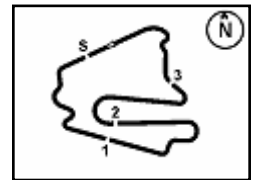
FICR PERUGIA TIMING



Official Tyre Supplier



Official Timekeeper



German Round, 18-19-20 August 2017

Superstock 1000 - Chronological Analysis Qualifying

2	28.321	32.110	23.683	20.620	1'44.734	260,2	15:05'20.338
3	28.036	32.308	23.667	20.396	1'44.407	264,0	15:07'04.745
4	44.108	35.736	24.179	30.420	2'14.443CP	264,0	15:09'19.188
5	7'05.501	33.070	23.835	20.539	8'22.945P		15:17'42.133
6	27.993	32.142	23.414	20.160	1'43.709	258,9	15:19'25.842
7	27.420	31.775	23.360	20.074	1'42.629	260,8	15:21'08.471
8	27.494	33.632	24.281	31.231	1'56.638P	262,7	15:23'05.109
9	3'27.094	34.830	25.371	20.381	4'47.676P		15:27'52.785
10	27.588	31.777	23.549	20.164	1'43.078	264,0	15:29'35.863
11	27.693	31.766	23.386	20.067	1'42.912	264,7	15:31'18.775

26° 81 A. BERNARDI (1'43.191)

Lap	Seg.1	Seg.2	Seg.3	Seg.4	Lap Time	km/h	Local Time
		34.400	25.879	21.642			15:02'36.108
1	28.084	32.329	23.511	20.190	1'44.114	259,6	15:04'20.222
2	27.720	31.989	23.441	20.041	1'43.191	257,7	15:06'03.413
3	28.101	31.965	23.391	20.402	1'43.859	260,2	15:07'47.272
4	29.989	33.974	25.238	30.987	2'00.188P	261,5	15:09'47.460
5	4'41.270	32.925	23.842	20.521	5'58.558P		15:15'46.018
6	27.800	32.549	24.188	30.885	1'55.422P	255,9	15:17'41.440
7	4'17.537	39.284	26.196	20.850	5'43.867P		15:23'25.307
8	27.948	33.573	23.745	20.489	1'45.755	261,5	15:25'11.062
9	27.852	31.931	24.029	20.381	1'44.193	258,9	15:26'55.255
10	27.774	32.293	23.839	20.352	1'44.258	258,9	15:28'39.513
11	27.485	32.177	23.869	20.315	1'43.846	260,8	15:30'23.359

27° 13 F. SANCHIONI (1'43.304)

Lap	Seg.1	Seg.2	Seg.3	Seg.4	Lap Time	km/h	Local Time
		32.964	23.874	20.394			15:02'03.516
1	27.731	32.040	23.376	20.338	1'43.485	265,3	15:03'47.001
2	27.997	31.898	31.323	20.745	1'51.963	265,3	15:05'38.964
3	27.817	31.899	23.293	20.556	1'43.565	266,7	15:07'22.529
4	36.441	33.426	24.199	29.867	2'03.933CP	266,7	15:09'26.462
5	12'18.708	37.662	27.678	21.453	13'45.501P		15:23'11.963
6	28.035	31.930	23.225	20.114	1'43.304	260,2	15:24'55.267
7	27.673	32.142	23.495	20.207	1'43.517	262,7	15:26'38.784
8	27.563	32.590	23.535	20.343	1'44.031	264,0	15:28'22.815
9	27.644	32.217	23.414	20.222	1'43.497	262,1	15:30'06.312

28° 25 W. SULIS (1'44.194)

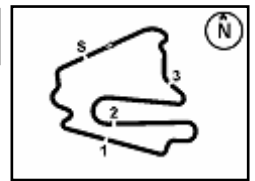
Lap	Seg.1	Seg.2	Seg.3	Seg.4	Lap Time	km/h	Local Time
		36.610	25.016	20.516			15:02'13.703
1	28.038	32.298	23.538	20.320	1'44.194	262,7	15:03'57.897

19/08/2017

P = Pits In/Out - C = Lap-Time Cancelled

These data/results cannot be reproduced, stored and/or transmitted in whole or in part by any manner of electronic, mechanical, photocopying, recording, broadcasting or otherwise now known or herein after developed without the previous express consent by the copyright owner, except for reproduction in daily press and regular printed publications on sale to the public within 60 days of the event related to those data/results and always provided that copyright symbol appears together as follows below.

© DORNA WSBK ORGANIZATION Srl 2017

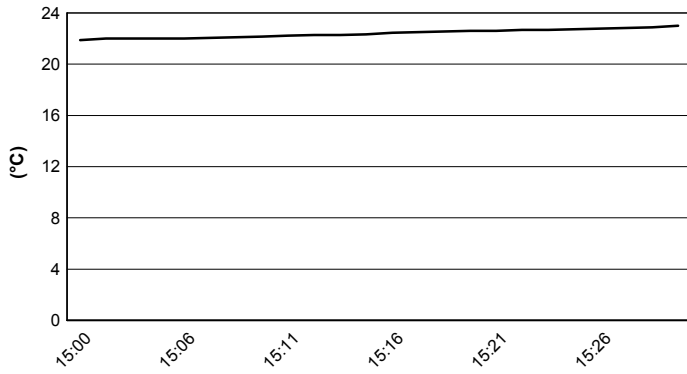


Lausitzring 4.265 m

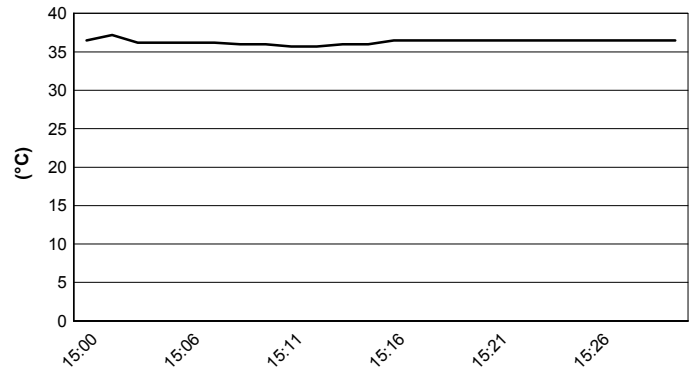
German Round, 18-19-20 August 2017
Superstock 1000 - Weather Report Qualifying

Session started 15:00 Session ended 15:31

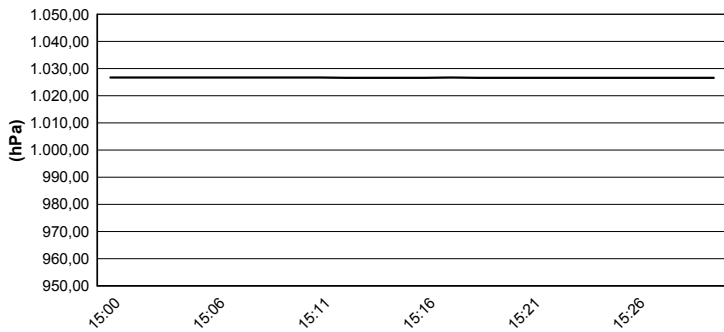
Air Temperature



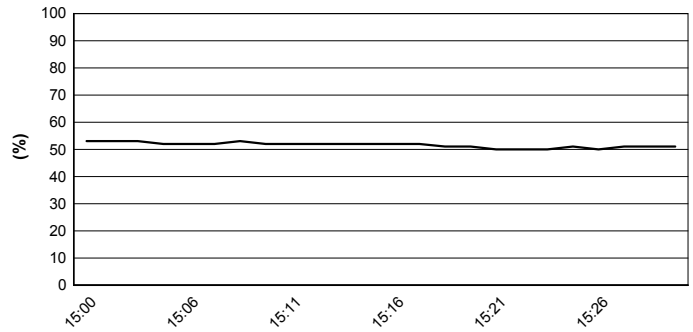
Track Temperature



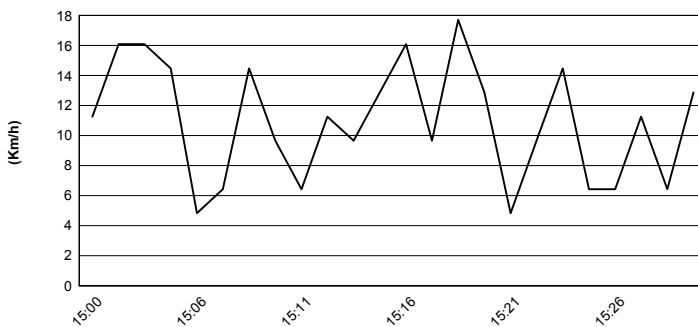
Air Pressure



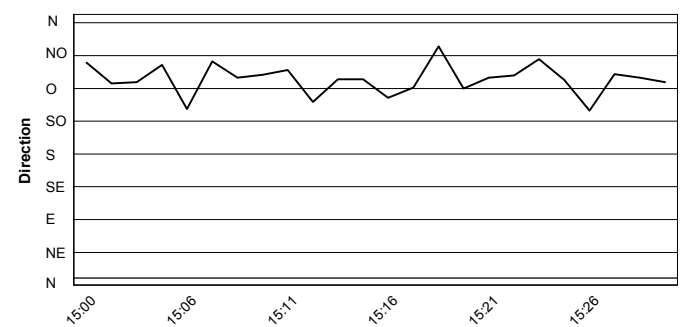
Humidity



Wind Speed



Wind Direction



19/08/2017

These data/results cannot be reproduced, stored and/or transmitted in whole or in part by any manner of electronic, mechanical, photocopying, recording, broadcasting or otherwise now known or herein after developed without the previous express consent by the copyright owner, except for reproduction in daily press and regular printed publications on sale to the public within 60 days of the event related to those data/results and always provided that copyright symbol appears together as follows below.

© DORNA WSBK ORGANIZATION Srl 2017



Official Tyre Supplier



Official Timekeeper



5.6
STK1000
 120/06



Lausitzring 4.265 m

German Round, 18-19-20 August 2017

Superstock 1000 - Provisional Starting Grid

14 Laps x 4,265 km = 59,710 km



Rank	Number	Name	Team	Time
1	23	SANDI F.	BMW	1'38.268
2	21	MARINO F.	Yamaha	1'38.684
3	54	RAZGATLIOGLU T.	Kawasaki	1'38.957
4	55	MYKHALCHYK I.	Kawasaki	1'39.656
5	3	SUCHET S.	BMW	1'40.319
6	6	PUSCEDDU E.	BMW	1'40.829
7	41	D'ANNUNZIO F.	BMW	1'41.015
8	77	TESSELS W.	Kawasaki	1'41.442
9	46	CUDEVILLE M.	Kawasaki	1'42.629
10	25	SULIS W.	Yamaha	1'44.194
	12	RINALDI M.	Ducati	1'38.655
	71	SCHEIB M.	Aprilia	1'38.610
	57	JONES M.	Ducati	1'38.860
	2	TAMBURINI R.	Yamaha	1'38.787
	5	FACCANI M.	BMW	1'39.330
	70	VITALI L.	Aprilia	1'39.352
	11	GUARNONI J.	Kawasaki	1'39.852
	7	FRITZ M.	Yamaha	1'39.833
	19	PUFFE J.	BMW	1'40.739
	51	VIONNET E.	BMW	1'40.641
	18	CECCHINI R.	BMW	1'41.003
	59	SCHACHT A.	Ducati	1'40.927
	90	FINSTERBUSCH T.	Kawasaki	1'41.345
	68	SCOTT G.	Kawasaki	1'41.075
	34	PINSACH X.	Kawasaki	1'41.640
	32	MOSER M.	Kawasaki	1'41.582
	27	SANCHIONI F.	BMW	1'43.304
	81	BERNARDI A.	Yamaha	1'43.191

19/08/2017 Jury President

..... Race Director

These data/results cannot be reproduced, stored and/or transmitted in whole or in part by any manner of electronic, mechanical, photocopying, recording, broadcasting or otherwise now known or herein after developed without the previous express consent by the copyright owner, except for reproduction in daily press and regular printed publications on sale to the public within 60 days of the event related to those data/results and always provided that copyright symbol appears together as follows below.

© DORNA WSBK ORGANIZATION Srl 2017

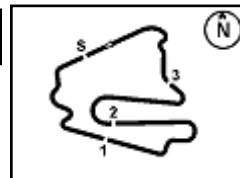
FIKZ PERUGIA TIMING



Official Tyre Supplier



Official Timekeeper



Lausitzring 4.265 m

German Round, 18-19-20 August 2017

Superstock 1000 - Pole Ranking

	2014	2015	2016	2017
01 Motorland Aragon	Mercado (Arg) Duc 2'01.610 (158,2 Km/h)	Savadori (Ita) Apr 1'52.577 (162,4 Km/h)	Marino (Fra) Yam 1'52.773 (162,1 Km/h)	Rinaldi (Ita) Duc 1'52.245 (162,8 Km/h)
02 TT Circuit Assen	Savadori (Ita) Kaw 1'38.252 (166,4 Km/h)	Savadori (Ita) Apr 1'36.998 (168,6 Km/h)	Russo (Ita) Yam 1'38.248 (166,4 Km/h)	Marino (Fra) Yam 1'36.775 (169,0 Km/h)
03 Autodromo Internazionale Enzo e Dino	Massei (Ita) Duc 1'50.351 (161,0 Km/h)	Jezeq (Cze) Duc 1'49.071 (162,9 Km/h)	Tamburini (Ita) Apr 1'49.672 (162,0 Km/h)	Rinaldi (Ita) Duc 1'49.113 (162,9 Km/h)
04 Donington Park		Tamburini (Ita) Bmw 1'29.449 (161,9 Km/h)	De Rosa (Ita) Bmw 1'29.515 (161,8 Km/h)	Rinaldi (Ita) Duc 1'29.587 (161,7 Km/h)
05 Misano World Circuit "Marco Simoncelli"	Savadori (Ita) Kaw 1'38.974 (153,7 Km/h)	Savadori (Ita) Apr 1'36.384 (157,8 Km/h)	Faccani (Ita) Duc 1'37.321 (156,3 Km/h)	Rinaldi (Ita) Duc 1'37.237 (156,5 Km/h)
06 Lausitzring			De Rosa (Ita) Bmw 1'38.819 (155,4 Km/h)	Sandi (Ita) Bmw 1'38.268 (156,2 Km/h)
07 Autódromo Internacional do Algarve	Savadori (Ita) Kaw 1'46.802 (154,8 Km/h)	Tamburini (Ita) Bmw 1'44.522 (158,2 Km/h)		
08 Magny-Cours	Savadori (Ita) Kaw 1'40.781 (157,6 Km/h)	Guarnoni (Fra) Yam 1'57.937 (134,6 Km/h)	Mahias (Fra) Yam 1'39.922 (158,9 Km/h)	
09 Jerez	Mercado (Arg) Duc 1'45.018 (151,6 Km/h)	Tamburini (Ita) Bmw 1'44.188 (152,8 Km/h)	Tamburini (Ita) Apr 1'43.718 (153,5 Km/h)	

2017

- 4 M. Rinaldi
- 1 F. Marino
- 1 **F. Sandi**

ALL TIMES

- | | | | |
|--------------------|----------------|----------------|-------------------|
| 14 S. Barrier | 4 M. Pirro | 2 L. Mercado | 1 B. Staring |
| 13 A. Badovini | 4 M. Rinaldi | 2 R. De Rosa | 1 F. Massei |
| 7 W. Tortoroglio | 3 C. Burns | 1 D. Jefferies | 1 F. Sandi |
| 7 V. Iannuzzo | 3 M. Fabrizio | 1 F. Foret | 1 R. Russo |
| 7 C. Corti | 3 E. La Marra | 1 J. Morley | 1 M. Faccani |
| 7 L. Savadori | 3 J. Guarmoni | 1 G. Mason | 1 L. Mahias |
| 6 X. Simeon | 2 S. Nebel | 1 C. Vermeulen | |
| 6 D. Petrucci | 2 J. Ellison | 1 M. Nutt | |
| 5 G. Vizziello | 2 F. Capriotti | 1 R. Chiarello | |
| 5 M. Berger | 2 L. Alfonsi | 1 I. Sala | |
| 5 R. Tamburini | 2 D. Oliver | 1 M. Bauer | |
| 4 K. Harris | 2 A. Polita | 1 B. Veneman | |
| 4 D. Van Keymeulen | 2 I. Dionisi | 1 M. Smrz | |
| 4 K. Sofuoglu | 2 L. Lanzi | 1 M. Baiocco | |
| 4 N. Canepa | 2 L. Scassa | 1 I. Silva | |
| 4 D. Giugliano | 2 M. Roccoli | 1 O. Jezeq | |
| 4 B. Roberts | 2 F. Marino | 1 L. Baz | |

19/08/2017

These data/results cannot be reproduced, stored and/or transmitted in whole or in part by any manner of electronic, mechanical, photocopying, recording, broadcasting or otherwise now known or herein after developed without the previous express consent by the copyright owner, except for reproduction in daily press and regular printed publications on sale to the public within 60 days of the event related to those data/results and always provided that copyright symbol appears together as follows below.

© DORNA WSBK ORGANIZATION Srl 2017

FKR PERUGIA TIMING


Official Tyre Supplier



Official Timekeeper