

Lausitzring 4.265 m

1 / 2

German Round, 18-19-20 August 2017

Superstock 1000 - Results Warm Up

No.	Rider	Nat	Team	Bike	Time	Gap	Rel.	Laps	Speed	
									Avg	Max
1	23 F. SANDI	ITA	Berclaz Racing Team	BMW S 1000 RR	1'38.990			8	155,107	275,5
2	57 M. JONES	AUS	Aruba.it Racing - Junior Team	Ducati Panigale R	1'39.147	0.157	0.157	7	154,861	273,4
3	2 R. TAMBURINI	ITA	PATA Yamaha Official STK 1000 Team	Yamaha YZF R1	1'39.150	0.160	0.003	7	154,856	274,8
4	55 I. MYKHALCHYK	UKR	TripleM Racing	Kawasaki ZX-10RR	1'39.230	0.240	0.080	8	154,731	270,7
5	21 F. MARINO	FRA	PATA Yamaha Official STK 1000 Team	Yamaha YZF R1	1'39.311	0.321	0.081	8	154,605	276,2
6	54 T. RAZGATLIOGLU	TUR	Kawasaki Puccetti Racing	Kawasaki ZX-10RR	1'39.335	0.345	0.024	8	154,568	273,4
7	71 M. SCHEIB	CHI	Nuova M2 Racing	Aprilia RSV4 RF	1'39.348	0.358	0.013	8	154,548	271,4
8	12 M. RINALDI	ITA	Aruba.it Racing - Junior Team	Ducati Panigale R	1'39.363	0.373	0.015	7	154,524	272,1
9	70 L. VITALI	ITA	Nuova M2 Racing	Aprilia RSV4 RF	1'39.384	0.394	0.021	6	154,492	272,7
10	5 M. FACCANI	ITA	Althea BMW Racing Team	BMW S 1000 RR	1'39.761	0.771	0.377	8	153,908	272,7
11	7 M. FRITZ	GER	Bayer-Bikerbox Yamaichi	Yamaha YZF R1	1'40.330	1.340	0.569	7	153,035	276,2
12	11 J. GUARNONI	FRA	Pedercini Racing Kawasaki	Kawasaki ZX-10RR	1'40.375	1.385	0.045	8	152,966	272,7
13	19 J. PUFFE	GER	Althea MF84	BMW S 1000 RR	1'40.631	1.641	0.256	8	152,577	272,1
14	51 E. VIONNET	SUI	Motors Vionnet	BMW S 1000 RR	1'40.690	1.700	0.059	8	152,488	271,4
15	41 F. D'ANNUNZIO	ITA	FDA Racing Team	BMW S 1000 RR	1'40.693	1.703	0.003	8	152,483	272,1
16	3 S. SUCHET	SUI	Berclaz Racing Team	BMW S 1000 RR	1'40.927	1.937	0.234	8	152,130	275,5
17	77 W. TESSELS	NED	Agro On-Benjan-Kawasaki	Kawasaki ZX-10RR	1'41.167	2.177	0.240	8	151,769	266,7
18	6 E. PUSCEDDU	ITA	D.K.Racing	BMW S 1000 RR	1'41.354	2.364	0.187	7	151,489	267,3
19	18 R. CECCHINI	ITA	2R Road Racing	BMW S 1000 RR	1'41.401	2.411	0.047	8	151,419	275,5
20	90 T. FINSTERBUSCH	GER	Agro On-Benjan-Kawasaki	Kawasaki ZX-10RR	1'41.632	2.642	0.231	8	151,074	265,3
21	34 X. PINSACH	ESP	ETG Racing	Kawasaki ZX-10RR	1'41.794	2.804	0.162	7	150,834	271,4
22	68 G. SCOTT	AUS	Agro On-Benjan-Kawasaki	Kawasaki ZX-10RR	1'41.882	2.892	0.088	8	150,704	272,7
23	59 A. SCHACHT	DEN	EAB Schacht Racing Team	Ducati Panigale R	1'42.001	3.011	0.119	7	150,528	268,7
24	13 F. SANCHIONI	ITA	Clasitaly	BMW S 1000 RR	1'42.170	3.180	0.169	8	150,279	271,4
25	32 M. MOSER	GER	TripleM Racing	Kawasaki ZX-10RR	1'42.214	3.224	0.044	8	150,214	262,1
26	81 A. BERNARDI	ITA	TheBlackSheepTeam	Yamaha YZF R1	1'42.523	3.533	0.309	7	149,762	264,0
27	25 W. SULIS	ITA	Team Trasimeno	Yamaha YZF R1	1'42.998	4.008	0.475	8	149,071	268,7
28	46 M. CUDEVILLE	FRA	Leader Team Flembbo	Kawasaki ZX-10RR	1'44.023	5.033	1.025	8	147,602	264,0

AIR	Humidity:	65%	Temp:	19°C
TRACK	Condition:	Dry	Temp:	29°C

Records	Pole (QP)	2017 F.Sandi	1'38.268	156,250	Km/h
	Race (RC)	2005 K.Sofuoglu	1'42.612	149,630	Km/h
	Circuit (QP)	2017 F.Sandi	1'38.268	156,250	Km/h

Start 20/08/2017 10:00
End 10:17

The results are provisional until the end of the time limit for protests and appeals and the completion of the technical checks.

These data/results cannot be reproduced, stored and/or transmitted in whole or in part by any manner of electronic, mechanical, photocopying, recording, broadcasting or otherwise now known or herein after developed without the previous express consent by the copyright owner, except for reproduction in daily press and regular printed publications on sale to the public within 60 days of the event related to those data/results and always provided that copyright symbol appears together as follows below.

© DORNA WSBK ORGANIZATION Srl 2017

German Round, 18-19-20 August 2017

Superstock 1000 - Results Warm Up

Session Highlights

Local Time	No. Rider	Description
10.00.00		Start
10.03.01	51 E. VIONNET	On the Gravel - Re-Joined - Turn 6
10.03.25	51 E. VIONNET	Lap Cancelled - Exceeded Track Limits - Turn 6
10.06.04	81 A. BERNARDI	Technical Problem - Turn 6
10.06.20	81 A. BERNARDI	Re-joined
10.08.55	90 T. FINSTERBUSCH	Lap Cancelled - Exceeded Track Limits - Turn 1
10.09.07	57 M. JONES	On the Gravel - Turn 10
10.09.34	57 M. JONES	Re-joined
10.11.03	25 W. SULIS	Lap Cancelled - Exceeded Track Limits - Turn 1
10.12.30	77 W. TESSELS	Lap Cancelled - Exceeded Track Limits - Turn 1
10.13.05	25 W. SULIS	Lap Cancelled - Exceeded Track Limits - Turn 1
10.17.05		End Of Session

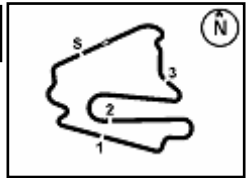
Fastest Laps Sequence

No.	Rider	Nat	Team	Bike	Local Time	Time	Gap	Avg
54	T. RAZGATLIOGLU	TUR	Kawasaki Puccetti Racing	Kawasaki ZX-10RR	10:03'28.989	1'41.185		151,742
71	M. SCHEIB	CHI	Nuova M2 Racing	Aprilia RSV4 RF	10:03'57.578	1'40.113	-1.072	153,367
23	F. SANDI	ITA	Berclaz Racing Team	BMW S 1000 RR	10:04'35.978	1'39.721	-0.392	153,970
54	T. RAZGATLIOGLU	TUR	Kawasaki Puccetti Racing	Kawasaki ZX-10RR	10:05'08.604	1'39.615	-0.106	154,133
57	M. JONES	AUS	Aruba.it Racing - Junior Team	Ducati Panigale R	10:06'01.651	1'39.294	-0.321	154,632
57	M. JONES	AUS	Aruba.it Racing - Junior Team	Ducati Panigale R	10:07'40.798	1'39.147	-0.147	154,861
23	F. SANDI	ITA	Berclaz Racing Team	BMW S 1000 RR	10:13'00.029	1'38.990	-0.157	155,107

Start End The results are provisional until the end of the time limit for protests and appeals
 20/08/2017 10.00 10:17 and the completion of the technical checks.

These data/results cannot be reproduced, stored and/or transmitted in whole or in part by any manner of electronic, mechanical, photocopying, recording, broadcasting or otherwise now known or herein after developed without the previous express consent by the copyright owner, except for reproduction in daily press and regular printed publications on sale to the public within 60 days of the event related to those data/results and always provided that copyright symbol appears together as follows below.

© DORNA WSBK ORGANIZATION Srl 2017


6.2
**STK1000
120/06**


Lausitzring 4.265 m

German Round, 18-19-20 August 2017

Superstock 1000 - Best Sector & Speed Warm Up

BEST LAP

1	23 F. SANDI	BMW S 1000 RR	1'38.990
2	57 M. JONES	Ducati Panigale R	1'39.147
3	2 R. TAMBURINI	Yamaha YZF R1	1'39.150
4	55 I. MYKHALCHYK	Kawasaki ZX-10RR	1'39.230
5	21 F. MARINO	Yamaha YZF R1	1'39.311
6	54 T. RAZGATLIOGLU	Kawasaki ZX-10RR	1'39.335
7	71 M. SCHEIB	Aprilia RSV4 RF	1'39.348
8	12 M. RINALDI	Ducati Panigale R	1'39.363
9	70 L. VITALI	Aprilia RSV4 RF	1'39.384
10	5 M. FACCANI	BMW S 1000 RR	1'39.761
11	7 M. FRITZ	Yamaha YZF R1	1'40.330
12	11 J. GUARNONI	Kawasaki ZX-10RR	1'40.375
13	19 J. PUFFE	BMW S 1000 RR	1'40.631
14	51 E. VIONNET	BMW S 1000 RR	1'40.690
15	41 F. D'ANNUNZIO	BMW S 1000 RR	1'40.693
16	3 S. SUCHET	BMW S 1000 RR	1'40.927
17	77 W. TESSELS	Kawasaki ZX-10RR	1'41.167
18	6 E. PUSCEDDU	BMW S 1000 RR	1'41.354
19	18 R. CECCHINI	BMW S 1000 RR	1'41.401
20	90 T. FINSTERBUSCH	Kawasaki ZX-10RR	1'41.632
21	34 X. PINSACH	Kawasaki ZX-10RR	1'41.794
22	68 G. SCOTT	Kawasaki ZX-10RR	1'41.882
23	59 A. SCHACHT	Ducati Panigale R	1'42.001
24	13 F. SANCHIONI	BMW S 1000 RR	1'42.170
25	32 M. MOSER	Kawasaki ZX-10RR	1'42.214
26	81 A. BERNARDI	Yamaha YZF R1	1'42.523
27	25 W. SULIS	Yamaha YZF R1	1'42.998
28	46 M. CUDEVILLE	Kawasaki ZX-10RR	1'44.023

SPEED

1	21 F. MARINO	Yamaha YZF R1	276.2
2	7 M. FRITZ	Yamaha YZF R1	276.2
3	18 R. CECCHINI	BMW S 1000 RR	275.5
4	3 S. SUCHET	BMW S 1000 RR	275.5
5	23 F. SANDI	BMW S 1000 RR	275.5
6	2 R. TAMBURINI	Yamaha YZF R1	274.8
7	54 T. RAZGATLIOGLU	Kawasaki ZX-10RR	273.4
8	57 M. JONES	Ducati Panigale R	273.4
9	68 G. SCOTT	Kawasaki ZX-10RR	272.7
10	70 L. VITALI	Aprilia RSV4 RF	272.7
11	11 J. GUARNONI	Kawasaki ZX-10RR	272.7
12	5 M. FACCANI	BMW S 1000 RR	272.7
13	19 J. PUFFE	BMW S 1000 RR	272.1
14	41 F. D'ANNUNZIO	BMW S 1000 RR	272.1
15	12 M. RINALDI	Ducati Panigale R	272.1
16	34 X. PINSACH	Kawasaki ZX-10RR	271.4
17	13 F. SANCHIONI	BMW S 1000 RR	271.4
18	71 M. SCHEIB	Aprilia RSV4 RF	271.4
19	51 E. VIONNET	BMW S 1000 RR	271.4
20	55 I. MYKHALCHYK	Kawasaki ZX-10RR	270.7
21	59 A. SCHACHT	Ducati Panigale R	268.7
22	25 W. SULIS	Yamaha YZF R1	268.7
23	6 E. PUSCEDDU	BMW S 1000 RR	267.3
24	77 W. TESSELS	Kawasaki ZX-10RR	266.7
25	90 T. FINSTERBUSCH	Kawasaki ZX-10RR	265.3
26	81 A. BERNARDI	Yamaha YZF R1	264.0
27	46 M. CUDEVILLE	Kawasaki ZX-10RR	264.0
28	32 M. MOSER	Kawasaki ZX-10RR	262.1

SEG. 1

1	12 M. RINALDI	26.434
2	57 M. JONES	26.458
3	23 F. SANDI	26.462
4	55 I. MYKHALCHYK	26.519
5	71 M. SCHEIB	26.535
6	5 M. FACCANI	26.575
7	21 F. MARINO	26.590
8	2 R. TAMBURINI	26.591
9	54 T. RAZGATLIOGLU	26.644
10	70 L. VITALI	26.656
11	41 F. D'ANNUNZIO	26.802
12	7 M. FRITZ	26.853
13	11 J. GUARNONI	26.931
14	19 J. PUFFE	26.948
15	77 W. TESSELS	27.001
16	6 E. PUSCEDDU	27.013
17	51 E. VIONNET	27.023
18	3 S. SUCHET	27.081
19	32 M. MOSER	27.136
20	18 R. CECCHINI	27.159
21	81 A. BERNARDI	27.208
22	90 T. FINSTERBUSCH	27.239
23	13 F. SANCHIONI	27.297
24	59 A. SCHACHT	27.299
25	34 X. PINSACH	27.328
26	68 G. SCOTT	27.353
27	25 W. SULIS	27.719
28	46 M. CUDEVILLE	27.929

SEG. 2

1	2 R. TAMBURINI	30.739
2	70 L. VITALI	30.741
3	54 T. RAZGATLIOGLU	30.743
4	21 F. MARINO	30.791
5	57 M. JONES	30.794
6	71 M. SCHEIB	30.836
7	5 M. FACCANI	30.851
8	23 F. SANDI	30.874
9	55 I. MYKHALCHYK	30.887
10	12 M. RINALDI	30.908
11	11 J. GUARNONI	31.160
12	7 M. FRITZ	31.264
13	41 F. D'ANNUNZIO	31.265
14	18 R. CECCHINI	31.320
15	51 E. VIONNET	31.337
16	6 E. PUSCEDDU	31.366
17	19 J. PUFFE	31.421
18	3 S. SUCHET	31.534
19	77 W. TESSELS	31.541
20	90 T. FINSTERBUSCH	31.541
21	34 X. PINSACH	31.617
22	68 G. SCOTT	31.669
23	13 F. SANCHIONI	31.692
24	59 A. SCHACHT	31.773
25	81 A. BERNARDI	31.773
26	46 M. CUDEVILLE	31.884
27	32 M. MOSER	31.973
28	25 W. SULIS	32.061

SEG. 3

1	23 F. SANDI	22.252
2	55 I. MYKHALCHYK	22.331
3	57 M. JONES	22.397
4	70 L. VITALI	22.415
5	71 M. SCHEIB	22.442
6	21 F. MARINO	22.465
7	12 M. RINALDI	22.468
8	54 T. RAZGATLIOGLU	22.478
9	2 R. TAMBURINI	22.514
10	7 M. FRITZ	22.607
11	5 M. FACCANI	22.649
12	3 S. SUCHET	22.649
13	11 J. GUARNONI	22.680
14	18 R. CECCHINI	22.730
15	51 E. VIONNET	22.739
16	77 W. TESSELS	22.765
17	41 F. D'ANNUNZIO	22.782
18	19 J. PUFFE	22.787
19	68 G. SCOTT	22.890
20	90 T. FINSTERBUSCH	22.943
21	34 X. PINSACH	22.994
22	32 M. MOSER	23.011
23	81 A. BERNARDI	23.014
24	6 E. PUSCEDDU	23.019
25	59 A. SCHACHT	23.058
26	25 W. SULIS	23.136
27	13 F. SANCHIONI	23.195
28	46 M. CUDEVILLE	23.409

SEG. 4

1	23 F. SANDI	19.174
2	2 R. TAMBURINI	19.300
3	54 T. RAZGATLIOGLU	19.301
4	21 F. MARINO	19.316
5	55 I. MYKHALCHYK	19.325
6	71 M. SCHEIB	19.370
7	5 M. FACCANI	19.416
8	70 L. VITALI	19.420
9	57 M. JONES	19.462
10	19 J. PUFFE	19.475
11	7 M. FRITZ	19.487
12	12 M. RINALDI	19.516
13	41 F. D'ANNUNZIO	19.540
14	3 S. SUCHET	19.546
15	11 J. GUARNONI	19.547
16	51 E. VIONNET	19.591
17	18 R. CECCHINI	19.734
18	68 G. SCOTT	19.747
19	59 A. SCHACHT	19.789
20	77 W. TESSELS	19.797
21	90 T. FINSTERBUSCH	19.804
22	34 X. PINSACH	19.807
23	6 E. PUSCEDDU	19.850
24	13 F. SANCHIONI	19.936
25	81 A. BERNARDI	19.957
26	32 M. MOSER	20.068
27	25 W. SULIS	20.082
28	46 M. CUDEVILLE	20.327

20/08/2017

These data/results cannot be reproduced, stored and/or transmitted in whole or in part by any manner of electronic, mechanical, photocopying, recording, broadcasting or otherwise now known or herein after developed without the previous express consent by the copyright owner, except for reproduction in daily press and regular printed publications on sale to the public within 60 days of the event related to those data/results and always provided that copyright symbol appears together as follows below.

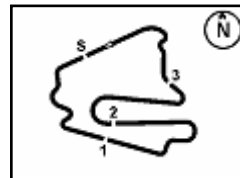
© DORNA WSBK ORGANIZATION Srl 2017

FICR PERUGIA TIMING


Official Tyre Supplier



Official Timekeeper



Lausitzring 4.265 m

German Round, 18-19-20 August 2017

Superstock 1000 - Ideal Times Warm Up

Rider No.	Nat	Bike	Seg. 1 Diff. 1	Seg. 2 Diff. 2	Seg. 3 Diff. 3	Seg. 4 Diff. 4	Ideal Time			
							Best Lap	Pos.	Diff.	
1	23 F. SANDI	ITA	BMW S 1000 RR	26.462 0.066	30.874	22.252	19.174 0.162	1'38.762 1'38.990	1	0.228
2	55 I. MYKHALCHYK	UKR	Kawasaki ZX-10RR	26.519 0.024	30.887	22.331 0.144	19.325	1'39.062 1'39.230	4	0.168
3	57 M. JONES	AUS	Ducati Panigale R	26.458	30.794 0.036	22.397	19.462	1'39.111 1'39.147	2	0.036
4	2 R. TAMBURINI	ITA	Yamaha YZF R1	26.591	30.739	22.514	19.300 0.006	1'39.144 1'39.150	3	0.006
5	21 F. MARINO	FRA	Yamaha YZF R1	26.590	30.791 0.100	22.465	19.316 0.049	1'39.162 1'39.311	5	0.149
6	54 T. RAZGATLIOGLU	TUR	Kawasaki ZX-10RR	26.644 0.105	30.743	22.478	19.301 0.064	1'39.166 1'39.335	6	0.169
7	71 M. SCHEIB	CHI	Aprilia RSV4 RF	26.535 0.032	30.836 0.096	22.442	19.370 0.037	1'39.183 1'39.348	7	0.165
8	70 L. VITALI	ITA	Aprilia RSV4 RF	26.656 0.037	30.741 0.115	22.415	19.420	1'39.232 1'39.384	9	0.152
9	12 M. RINALDI	ITA	Ducati Panigale R	26.434	30.908 0.037	22.468	19.516	1'39.326 1'39.363	8	0.037
10	5 M. FACCANI	ITA	BMW S 1000 RR	26.575	30.851 0.250	22.649 0.020	19.416	1'39.491 1'39.761	10	0.270
11	7 M. FRITZ	GER	Yamaha YZF R1	26.853 0.091	31.264	22.607 0.028	19.487	1'40.211 1'40.330	11	0.119
12	11 J. GUARNONI	FRA	Kawasaki ZX-10RR	26.931 0.020	31.160 0.029	22.680	19.547 0.008	1'40.318 1'40.375	12	0.057
13	41 F. D'ANNUNZIO	ITA	BMW S 1000 RR	26.802	31.265	22.782 0.304	19.540	1'40.389 1'40.693	15	0.304
14	19 J. PUFFE	GER	BMW S 1000 RR	26.948	31.421	22.787	19.475	1'40.631 1'40.631	13	
15	51 E. VIONNET	SUI	BMW S 1000 RR	27.023	31.337	22.739	19.591	1'40.690 1'40.690	14	
16	3 S. SUCHET	SUI	BMW S 1000 RR	27.081 0.030	31.534 0.069	22.649	19.546 0.018	1'40.810 1'40.927	16	0.117
17	18 R. CECCHINI	ITA	BMW S 1000 RR	27.159 0.009	31.320	22.730 0.415	19.734 0.034	1'40.943 1'41.401	19	0.458
18	77 W. TESSELS	NED	Kawasaki ZX-10RR	27.001 0.059	31.541 0.004	22.765	19.797	1'41.104 1'41.167	17	0.063
19	6 E. PUSCEDDU	ITA	BMW S 1000 RR	27.013 0.039	31.366 0.067	23.019	19.850	1'41.248 1'41.354	18	0.106
20	90 T. FINSTERBUSCH	GER	Kawasaki ZX-10RR	27.239	31.541 0.026	22.943 0.079	19.804	1'41.527 1'41.632	20	0.105
21	68 G. SCOTT	AUS	Kawasaki ZX-10RR	27.353	31.669 0.008	22.890 0.145	19.747 0.070	1'41.659 1'41.882	22	0.223
22	34 X. PINSACH	ESP	Kawasaki ZX-10RR	27.328	31.617	22.994	19.807 0.048	1'41.746 1'41.794	21	0.048
23	59 A. SCHACHT	DEN	Ducati Panigale R	27.299	31.773	23.058 0.082	19.789	1'41.919 1'42.001	23	0.082
24	81 A. BERNARDI	ITA	Yamaha YZF R1	27.208	31.773	23.014 0.385	19.957 0.186	1'41.952 1'42.523	26	0.571
25	13 F. SANCHIONI	ITA	BMW S 1000 RR	27.297	31.692	23.195 0.050	19.936	1'42.120 1'42.170	24	0.050
26	32 M. MOSER	GER	Kawasaki ZX-10RR	27.136 0.015	31.973	23.011	20.068 0.011	1'42.188 1'42.214	25	0.026
27	25 W. SULIS	ITA	Yamaha YZF R1	27.719	32.061	23.136	20.082	1'42.998 1'42.998	27	
28	46 M. CUDEVILLE	FRA	Kawasaki ZX-10RR	27.929	31.884	23.409 0.168	20.327 0.306	1'43.549 1'44.023	28	0.474
Overall Ideal Time				26.434	30.739	22.252	19.174	1'38.599		

20/08/2017

These data/results cannot be reproduced, stored and/or transmitted in whole or in part by any manner of electronic, mechanical, photocopying, recording, broadcasting or otherwise now known or herein after developed without the previous express consent by the copyright owner, except for reproduction in daily press and regular printed publications on sale to the public within 60 days of the event related to those data/results and always provided that copyright symbol appears together as follows below.

© DORNA WSBK ORGANIZATION Srl 2017

PIRELLI PERUGIA TIMING


Official Tyre Supplier

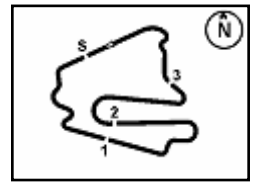


Official Timekeeper



6.4

STK1000
120/06



Lausitzring 4.265 m

German Round, 18-19-20 August 2017

Superstock 1000 - Chronological Analysis Warm Up

1 / 3

1° 23 F. SANDI (1'38.990)							
Lap	Seg.1	Seg.2	Seg.3	Seg.4	Lap Time	km/h	Local Time

1	26.686	32.808	23.784	21.471	1'39.721	272,1	10:02'56.257
2	26.462	30.907	23.057	19.545	1'39.971	274,1	10:06'15.949
3	26.667	31.042	22.479	19.310	1'39.498	270,0	10:07'55.447
4	26.474	30.997	22.434	19.313	1'39.218	275,5	10:09'34.665
5	31.078	32.698	22.930	19.668	1'46.374	272,7	10:11'21.039
6	26.528	30.874	22.252	19.336	1'38.990	272,7	10:13'00.029
7	26.635	33.250	22.565	19.232	1'41.682	275,5	10:14'41.711
8	26.822	31.730	23.068	19.657	1'41.277	274,1	10:16'22.988

2° 57 M. JONES (1'39.147)							
Lap	Seg.1	Seg.2	Seg.3	Seg.4	Lap Time	km/h	Local Time

1	26.984	31.354	22.561	19.594	1'40.493	269,3	10:04'22.357
2	26.515	30.794	22.506	19.479	1'39.294	272,7	10:06'01.651
3	26.458	30.830	22.397	19.462	1'39.147	271,4	10:07'40.798
4	26.596	30.821	1'13.386	20.377	2'31.180	271,4	10:10'11.978
5	26.893	31.471	22.593	19.666	1'40.623	271,4	10:11'52.601
6	26.773	31.525	23.056	19.881	1'41.235	273,4	10:13'33.836
7	27.447	31.789	23.051	19.647	1'41.934	270,0	10:15'15.770

3° 2 R. TAMBURINI (1'39.150)							
Lap	Seg.1	Seg.2	Seg.3	Seg.4	Lap Time	km/h	Local Time

1	27.740	31.817	27.158	21.118	1'42.468	263,4	10:05'04.793
2	26.730	31.167	22.841	19.461	1'40.199	273,4	10:06'44.992
3	26.631	30.913	22.583	19.408	1'39.535	272,7	10:08'24.527
4	26.591	30.739	22.514	19.306	1'39.150	271,4	10:10'03.677
5	26.617	30.994	22.646	19.300	1'39.557	273,4	10:11'43.234
6	26.630	30.951	22.557	19.407	1'39.545	274,8	10:13'22.779
7	26.633	30.993	22.715	19.521	1'39.862	274,1	10:15'02.641

4° 55 I. MYKHALCHYK (1'39.230)							
Lap	Seg.1	Seg.2	Seg.3	Seg.4	Lap Time	km/h	Local Time

1	27.490	32.689	24.095	20.603	1'43.214	262,7	10:04'36.763
2	26.593	31.136	22.573	19.531	1'39.833	268,0	10:06'16.596
3	26.519	31.147	22.331	19.343	1'39.340	270,7	10:07'55.936
4	26.543	30.887	22.475	19.325	1'39.230	270,0	10:09'35.166
5	26.595	31.132	22.415	19.520	1'39.662	270,0	10:11'14.828
6	26.717	31.159	22.448	19.434	1'39.758	268,7	10:12'54.586
7	28.412	31.454	23.344	19.962	1'43.172	267,3	10:14'37.758
8	26.882	31.264	22.785	19.693	1'40.624	266,7	10:16'18.382

5° 21 F. MARINO (1'39.311)							
Lap	Seg.1	Seg.2	Seg.3	Seg.4	Lap Time	km/h	Local Time

1	26.872	31.066	23.197	19.839	1'40.203	272,7	10:03'00.286
2	26.741	30.905	22.569	19.316	1'39.531	275,5	10:04'40.489
3	26.757	30.904	22.499	19.356	1'39.516	276,2	10:07'59.536
4	26.590	30.891	22.465	19.365	1'39.311	274,8	10:09'38.847
5	26.602	30.791	22.540	19.463	1'39.396	275,5	10:11'18.243
6	30.081	30.990	22.520	19.560	1'43.151	274,8	10:13'01.394
7	26.619	30.948	22.693	19.485	1'39.745	276,2	10:14'41.139
8	27.727	33.588	22.772	19.584	1'43.671	274,1	10:16'24.810

6° 54 T. RAZGATLIOGLU (1'39.335)							
Lap	Seg.1	Seg.2	Seg.3	Seg.4	Lap Time	km/h	Local Time

1	27.451	31.758	22.566	19.410	1'41.185	265,3	10:03'28.989
2	26.774	30.863	22.592	19.386	1'39.615	272,1	10:05'08.604
3	26.644	30.852	22.551	19.340	1'39.387	273,4	10:06'47.991
4	26.749	30.743	22.478	19.365	1'39.335	272,1	10:08'27.326
5	26.741	30.842	22.546	19.301	1'39.430	271,4	10:10'06.756

6	26.682	31.152	22.522	19.406	1'39.762	272,1	10:11'46.518
7	26.857	31.096	22.645	19.349	1'39.947	272,7	10:13'26.465
8	26.756	30.931	22.504	19.479	1'39.670	271,4	10:15'06.135

7° 71 M. SCHEIB (1'39.348)							
Lap	Seg.1	Seg.2	Seg.3	Seg.4	Lap Time	km/h	Local Time

1	26.817	32.682	23.284	19.816	1'40.113	268,0	10:02'17.465
2	26.616	31.110	22.589	19.488	1'39.803	270,7	10:05'37.381
3	26.567	30.932	22.442	19.407	1'39.348	270,0	10:07'16.729
4	26.535	30.836	22.623	19.517	1'39.511	270,0	10:08'56.240
5	26.562	30.880	22.459	19.639	1'39.540	269,3	10:10'35.780
6	27.472	31.151	22.560	19.535	1'40.718	271,4	10:12'16.498
7	26.767	30.995	22.632	19.370	1'39.764	270,0	10:13'56.262
8	26.704	30.899	22.590	19.523	1'39.716	270,0	10:15'35.978

8° 12 M. RINALDI (1'39.363)							
Lap	Seg.1	Seg.2	Seg.3	Seg.4	Lap Time	km/h	Local Time

1	26.683	31.173	22.772	19.622	1'40.250	270,7	10:04'59.663
2	26.491	30.934	22.573	19.625	1'39.623	272,1	10:06'39.286
3	26.434	30.945	22.468	19.516	1'39.363	271,4	10:08'18.649
4	26.529	30.908	22.551	19.572	1'39.560	270,0	10:09'58.209
5	27.563	31.788	23.107	19.680	1'42.138	270,0	10:11'40.347
6	26.686	30.955	22.596	19.617	1'39.854	270,7	10:13'20.201
7	26.590	31.282	22.838	19.612	1'40.322	272,1	10:15'00.523

9° 70 L. VITALI (1'39.384)							
Lap	Seg.1	Seg.2	Seg.3	Seg.4	Lap Time	km/h	Local Time

1	27.101	31.274	22.589	19.606	1'40.570	268,7	10:03'58.306
2	26.850	30.994	22.615	19.658	1'40.117	270,7	10:05'38.423
3	26.693	30.856	22.415	19.420	1'39.384	272,7	10:07'17.807
4	26.656	30.741	22.656	19.491	1'39.544	272,1	10:08'57.351
5	26.673	31.305	23.028	31.839	1'52.845P	269,3	10:10'50.196
6	3'39.210	31.907	23.057	19.886	4'54.060P	10:15'44.256	

10° 5 M. FACCANI (1'39.761)							
Lap	Seg.1	Seg.2	Seg.3	Seg.4	Lap Time	km/h	Local Time

1	27.183	31.219	22.748	19.493	1'40.643	270,0	10:04'51.833
2	26.668	31.037	22.649	19.536	1'39.890	270,7	10:06'31.723
3	26.828	30.920	22.727	19.583	1'40.058	272,1	10:08'11.781
4	26.798	31.040	22.666	19.480	1'39.984	269,3	10:09'51.765
5	26.584	31.243	23.472	20.204	1'41.503	270,7	10:11'33.268
6	26.595	30.953	24.832	20.096	1'42.476	272,1	10:13'15.744
7	26.830	30.851	22.769	19.577	1'40.027	272,1	10:14'55.771
8	26.575	31.101	22.669	19.416	1'39.761	272,7	10:16'35.532

11° 7 M. FRITZ (1'40.330)							
Lap	Seg.1	Seg.2	Seg.3	Seg.4	Lap Time	km/h	Local Time

1	27.082	32.422	23.140	19.851	1'40.539	272,1	10:02'18.006
2	26.944	31.264	22.635	19.487	1'40.330	271,4	10:05'38.875
3	26.933	31.318	24.740	20.200	1'43.191	276,2	10:07'22.066
4	26.853	31.275	22.742	19.555	1'40.425	273,4	10:09'02.491
5	27.787	31.953	23.347	30.868	1'53.955P	274,1	10:10'56.446
6	1'38.187	31.944	22.840	19.753	2'52.724P	10:13'49.170	
7	26.999	31.334	22.727	19.622	1'40.682	270,0	10:15'29.852

12° 11 J. GUARNONI (1'40.375)							
Lap	Seg.1	Seg.2	Seg.3	Seg.4	Lap Time	km/h	Local Time

1	27.099	31.399	22.913	19.615	1'41.026	268,7	10:04'14.089
2	28.153	33.993	25.784	20.430	1'48.360	270,7	10:06'02.449
3	27.026	32.200	22.757	19.548	1'41.531	270,0	10:07'43.980
4	27.121	31.160	22.789	19.547	1'40.617	270,7	10:09'24.597

20/08/2017

P = Pits In/Out - C = Lap-Time Cancelled

These data/results cannot be reproduced, stored and/or transmitted in whole or in part by any manner of electronic, mechanical, photocopying, recording, broadcasting or otherwise now known or herein after developed without the previous express consent by the copyright owner, except for reproduction in daily press and regular printed publications on sale to the public within 60 days of the event related to those data/results and always provided that copyright symbol appears together as follows below.

© DORNA WSBK ORGANIZATION Srl 2017

FIKR PERUGIA TIMING



Official Tyre Supplier

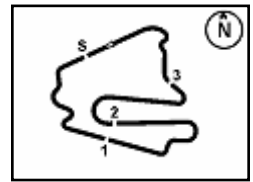


Official Timekeeper



6.4

STK1000
120/06



Lausitzring 4.265 m

German Round, 18-19-20 August 2017

Superstock 1000 - Chronological Analysis Warm Up

2 / 3

5	26.951	31.189	22.680	19.555	1'40.375	270,0	10:11'04.972
6	26.976	31.208	23.410	20.704	1'42.298	271,4	10:12'47.270
7	28.834	33.530	23.693	20.005	1'46.062	272,1	10:14'33.332
8	26.931	31.217	22.749	19.599	1'40.496	272,7	10:16'13.828

13° 19 J. PUFFE (1'40.631)							
Lap	Seg.1	Seg.2	Seg.3	Seg.4	Lap Time	km/h	Local Time
		33.825	23.356	19.886			10:02'18.792
1	27.239	31.712	22.942	19.707	1'41.600	270,0	10:04'00.392
2	27.489	33.058	23.245	20.024	1'43.816	270,0	10:05'44.208
3	27.100	31.580	23.088	19.615	1'41.383	270,7	10:07'25.591
4	27.028	31.512	22.791	19.685	1'41.016	271,4	10:09'06.607
5	27.100	32.043	24.263	22.285	1'45.691	271,4	10:10'52.298
6	27.100	31.551	22.958	19.666	1'41.275	270,0	10:12'33.573
7	27.065	35.162	24.070	19.794	1'46.091	272,1	10:14'19.664
8	26.948	31.421	22.787	19.475	1'40.631	269,3	10:16'00.295

14° 51 E. VIONNET (1'40.690)							
Lap	Seg.1	Seg.2	Seg.3	Seg.4	Lap Time	km/h	Local Time
		32.989	23.733	19.979			10:01'52.504
1	27.224				1'30.656C	270,7	10:03'23.160
2	27.632	31.954	22.985	19.777	1'42.348	266,7	10:05'05.508
3	27.023	31.337	22.739	19.591	1'40.690	270,7	10:06'46.198
4	27.289	31.654	23.115	19.812	1'41.870	269,3	10:08'28.068
5	27.253	31.474	23.098	19.853	1'41.678	270,7	10:10'09.746
6	27.278	31.686	23.216	19.785	1'41.965	270,7	10:11'51.711
7	27.378	31.606	22.961	19.988	1'41.933	271,4	10:13'33.644
8	27.466	31.718	24.093	20.665	1'43.942	269,3	10:15'17.586

15° 41 F. D'ANNUNZIO (1'40.693)							
Lap	Seg.1	Seg.2	Seg.3	Seg.4	Lap Time	km/h	Local Time
		32.522	23.335	19.923			10:02'22.215
1	27.388	31.921	22.895	19.804	1'42.008	264,0	10:04'04.223
2	27.193	31.403	22.836	19.585	1'41.017	269,3	10:05'45.240
3	26.802	31.265	23.086	19.540	1'40.693	271,4	10:07'25.933
4	28.603	32.029	22.886	20.176	1'43.694	260,8	10:09'09.627
5	27.087	31.270	22.782	19.629	1'40.768	266,7	10:10'50.395
6	27.120	31.556	23.078	19.926	1'41.680	272,1	10:12'32.075
7	28.018	37.703	24.451	21.046	1'51.218	251,1	10:14'23.293
8	27.160	31.485	22.803	19.757	1'41.205	267,3	10:16'04.498

16° 3 S. SUCHET (1'40.927)							
Lap	Seg.1	Seg.2	Seg.3	Seg.4	Lap Time	km/h	Local Time
		32.356	23.179	20.327			10:02'19.422
1	27.675	31.543	22.821	19.546	1'41.585	266,7	10:04'01.007
2	27.175	31.534	22.819	19.681	1'41.209	275,5	10:05'42.216
3	27.205	31.552	22.800	19.694	1'41.251	272,7	10:07'23.467
4	27.190	31.554	22.654	19.902	1'41.300	273,4	10:09'04.767
5	28.352	32.278	23.502	20.680	1'44.812	270,7	10:10'49.579
6	27.111	31.603	22.649	19.564	1'40.927	273,4	10:12'30.506
7	27.081	31.595	22.789	19.677	1'41.142	272,7	10:14'11.648
8	27.419	31.559	22.916	19.702	1'41.596	271,4	10:15'53.244

17° 77 W. TESSELS (1'41.167)							
Lap	Seg.1	Seg.2	Seg.3	Seg.4	Lap Time	km/h	Local Time
		32.427	23.253	20.643			10:01'57.194
1	27.405	31.741	23.199	20.205	1'42.550	265,3	10:03'39.744
2	27.215	31.639	23.313	20.111	1'42.278	265,3	10:05'22.022
3	27.034	32.068	23.081	19.999	1'42.182	262,1	10:07'04.204
4	27.013	31.541	22.976	19.876	1'41.406	264,7	10:08'45.610
5	27.001	31.620	22.805	19.872	1'41.298	264,0	10:10'26.908
6	27.044	31.599	22.889	19.922	1'41.454	266,0	10:12'08.362
7	51.244	36.000	24.613	19.917	2'11.774C	266,0	10:14'20.136
8	27.060	31.545	22.765	19.797	1'41.167	266,7	10:16'01.303

18° 6 E. PUSCEDDU (1'41.354)							
Lap	Seg.1	Seg.2	Seg.3	Seg.4	Lap Time	km/h	Local Time
		32.427	23.253	20.643			10:01'57.194
1	27.405	31.741	23.199	20.205	1'42.550	265,3	10:03'39.744
2	27.215	31.639	23.313	20.111	1'42.278	265,3	10:05'22.022
3	27.034	32.068	23.081	19.999	1'42.182	262,1	10:07'04.204
4	27.013	31.541	22.976	19.876	1'41.406	264,7	10:08'45.610
5	27.001	31.620	22.805	19.872	1'41.298	264,0	10:10'26.908
6	27.044	31.599	22.889	19.922	1'41.454	266,0	10:12'08.362
7	51.244	36.000	24.613	19.917	2'11.774C	266,0	10:14'20.136
8	27.060	31.545	22.765	19.797	1'41.167	266,7	10:16'01.303

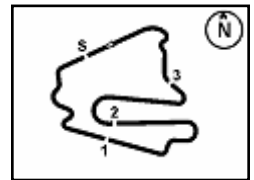
1	27.426	31.609	23.347	20.323	1'42.705	265,3	10:03'33.839
2	28.064	36.476	27.209	20.961	1'52.710	267,3	10:05'26.549
3	27.112	32.264	23.167	20.025	1'42.568	264,7	10:07'09.117
4	27.013	31.366	23.790	32.102	1'54.271P	265,3	10:09'03.388
5	2'20.119	35.850	26.450	22.003	3'44.422P		10:12'47.810
6	27.052	31.433	23.019	19.850	1'41.354	265,3	10:14'29.164
7	27.146	31.612	24.654	21.244	1'44.656	264,0	10:16'13.820

19° 18 R. CECCHINI (1'41.401)							
Lap	Seg.1	Seg.2	Seg.3	Seg.4	Lap Time	km/h	Local Time
		32.739	23.324	19.923			10:02'19.427
1	27.941	31.679	22.802	19.746	1'42.168	275,5	10:04'01.595
2	27.168	31.320	23.145	19.768	1'41.401	269,3	10:05'42.996
3	27.256	31.451	23.143	19.753	1'41.603	270,0	10:07'24.599
4	27.252	31.684	22.730	19.761	1'41.427	268,0	10:09'06.026
5	27.457	32.535	23.182	20.671	1'43.845	269,3	10:10'49.871
6	27.250	31.669	22.957	20.168	1'42.044	273,4	10:12'31.915
7	27.384	36.122	24.939	20.063	1'48.508	268,7	10:14'20.423
8	27.159	31.643	22.977	19.734	1'41.513	272,1	10:16'01.936

20° 90 T. FINSTERBUSCH (1'41.632)							
Lap	Seg.1	Seg.2	Seg.3	Seg.4	Lap Time	km/h	Local Time
		33.178	23.446	20.130			10:01'50.608
1	27.568	31.816	23.214	20.033	1'42.631	264,7	10:03'33.239
2	27.477	31.727	23.420	19.968	1'42.592	264,7	10:05'15.831
3	27.300	31.637	23.188	19.893	1'42.018	264,7	10:06'57.849
4	27.239	31.567	23.022	19.804	1'41.632	264,0	10:08'39.481
5	40.966	32.350	22.962	19.964	1'56.242C	260,8	10:10'35.723
6	27.893	31.541	22.943	19.962	1'42.339	265,3	10:12'18.062
7	27.266	31.632	23.026	19.897	1'41.821	262,7	10:13'59.883
8	28.529	32.196	23.529	34.782	1'59.036P	260,2	10:15'58.919

21° 34 X. PINSACH (1'41.794)							
Lap	Seg.1	Seg.2	Seg.3	Seg.4	Lap Time	km/h	Local Time
		32.974	23.627	20.380			10:01'49.999
1	27.896	31.911	23.564	20.120	1'43.491	264,7	10:03'33.490
2	27.555	32.024	23.209	19.906	1'42.694	271,4	10:05'16.184
3	28.976	34.702	23.601	30.863	1'58.142P	270,7	10:07'14.326
4	2'39.112	32.409	23.470	20.118	3'55.109P		10:11'09.435
5	27.582	31.667	23.154	19.807	1'42.210	267,3	10:12'51.645
6	27.491	31.683	23.191	19.841	1'42.206	267,3	10:14'33.851
7	27.328	31.617	22.994	19.855	1'41.794	271,4	10:16'15.645

22° 68 G. SCOTT (1'41.882)							
Lap	Seg.1	Seg.2	Seg.3	Seg.4	Lap Time	km/h	Local Time
		33.656	23.813	20.205			10:01'50.833
1	27.817	31.868	23.239	20.331	1'43.255	262,7	10:03'34.088
2	27.738	31.710	23.012	19.921	1'42.381		10:05'16.469
3	28.155	31.814	23.018	19.929	1'42.916	272,7	10:06'59.385
4	27.413	31.889	23.054	19.747	1'42.103	268,0	10:08'41.488
5	27.361	31.678	22.890	19.954	1'41.883	266,0	10:10'23.371
6	27.353	31.677	23.035	19.817	1'		



German Round, 18-19-20 August 2017

Superstock 1000 - Chronological Analysis Warm Up

24° 13 F. SANCHIONI (1'42.170)							
Lap	Seg.1	Seg.2	Seg.3	Seg.4	Lap Time	km/h	Local Time
		33.015	23.849	20.234			10:01'51.651
1	27.736	31.788	23.506	20.238	1'43.268	268,7	10:03'34.919
2	27.628	31.713	23.328	20.095	1'42.764	271,4	10:05'17.683
3	27.763	41.071	23.433	20.101	1'52.368	269,3	10:07'10.051
4	27.297	31.692	23.245	19.936	1'42.170	268,7	10:08'52.221
5	27.501	31.746	23.333	20.204	1'42.784	262,7	10:10'35.005
6	29.126	31.951	23.195	20.200	1'44.472	269,3	10:12'19.477
7	28.892	32.567	23.642	20.089	1'45.190	270,0	10:14'04.667
8	27.565	31.790	23.346	20.158	1'42.859	266,7	10:15'47.526

25° 32 M. MOSER (1'42.214)							
Lap	Seg.1	Seg.2	Seg.3	Seg.4	Lap Time	km/h	Local Time
		35.672	24.975	20.832			10:02'40.731
1	27.869	32.380	23.175	20.068	1'43.492	258,9	10:04'24.223
2	27.136	32.056	23.128	20.164	1'42.484	262,1	10:06'06.707
3	27.151	31.973	23.011	20.079	1'42.214	260,2	10:07'48.921
4	27.229	32.165	23.282	20.172	1'42.848	260,2	10:09'31.769
5	27.780	32.627	23.428	20.111	1'43.946	258,3	10:11'15.715
6	27.243	31.989	23.137	20.132	1'42.501	262,1	10:12'58.216
7	28.442	32.725	23.879	20.253	1'45.299	259,6	10:14'43.515
8	27.474	32.599	23.391	20.449	1'43.913	259,6	10:16'27.428

26° 81 A. BERNARDI (1'42.523)							
Lap	Seg.1	Seg.2	Seg.3	Seg.4	Lap Time	km/h	Local Time
		34.359	28.404	20.428			10:02'33.535
1	27.642	31.976	23.014	19.957	1'42.589	264,0	10:04'16.124
2	27.417	1'39.324	23.753	20.200	2'50.694	263,4	10:07'06.818
3	27.360	32.069	23.189	20.169	1'42.787	258,9	10:08'49.605
4	27.208	31.773	23.399	20.143	1'42.523	262,7	10:10'32.128
5	27.575	38.385	25.452	20.701	1'52.113	260,8	10:12'24.241
6	27.355	31.888	23.448	20.393	1'43.084	260,2	10:14'07.325
7	27.631	32.133	23.627	20.559	1'43.950	263,4	10:15'51.275

27° 25 W. SULIS (1'42.998)							
Lap	Seg.1	Seg.2	Seg.3	Seg.4	Lap Time	km/h	Local Time
		35.984	25.225	23.706			10:01'57.652
1	28.059	32.711	23.902	20.498	1'45.170	266,7	10:03'42.822
2	28.318	32.550	23.880	20.664	1'45.412	259,6	10:05'28.234
3	28.234	32.577	23.621	20.358	1'44.790	265,3	10:07'13.024
4	28.555	34.552	23.387	20.322	1'46.816	257,1	10:08'59.840
5	27.719	32.061	23.136	20.082	1'42.998	266,0	10:10'42.838
6	41.274	34.505	23.866	20.724	2'00.369C	268,7	10:12'43.207
7	43.278	35.867	23.554	20.470	2'03.169C	266,0	10:14'46.376
8	27.928	32.186	23.725	20.345	1'44.184	262,7	10:16'30.560

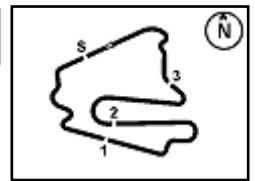
28° 46 M. CUDEVILLE (1'44.023)							
Lap	Seg.1	Seg.2	Seg.3	Seg.4	Lap Time	km/h	Local Time
		34.821	24.559	21.555			10:01'56.619
1	28.711	32.795	23.847	20.616	1'45.969	260,2	10:03'42.588
2	28.284	32.453	24.010	20.650	1'45.397	261,5	10:05'27.985
3	28.246	32.422	23.791	20.385	1'44.844	261,5	10:07'12.829
4	28.169	32.130	23.678	20.511	1'44.488	262,7	10:08'57.317
5	27.963	37.850	23.926	20.327	1'50.066	262,7	10:10'47.383
6	28.336	32.297	23.409	20.470	1'44.512	264,0	10:12'31.895
7	27.929	31.884	23.577	20.633	1'44.023	260,2	10:14'15.918
8	30.565	37.543	24.107	32.472	2'04.687P	260,2	10:16'20.605

20/08/2017

P = Pits In/Out - C = Lap-Time Cancelled

These data/results cannot be reproduced, stored and/or transmitted in whole or in part by any manner of electronic, mechanical, photocopying, recording, broadcasting or otherwise now known or herein after developed without the previous express consent by the copyright owner, except for reproduction in daily press and regular printed publications on sale to the public within 60 days of the event related to those data/results and always provided that copyright symbol appears together as follows below.

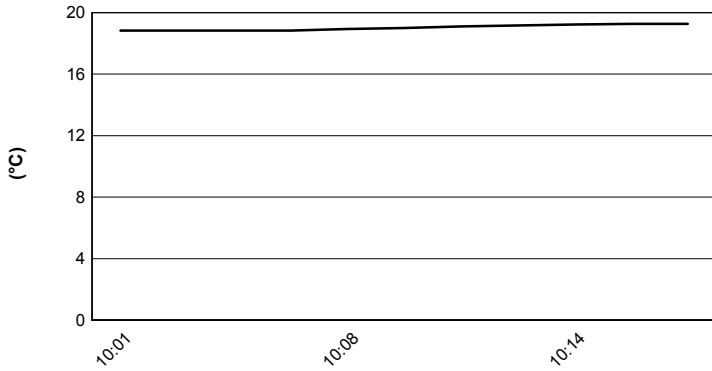
© DORNA WSBK ORGANIZATION Srl 2017



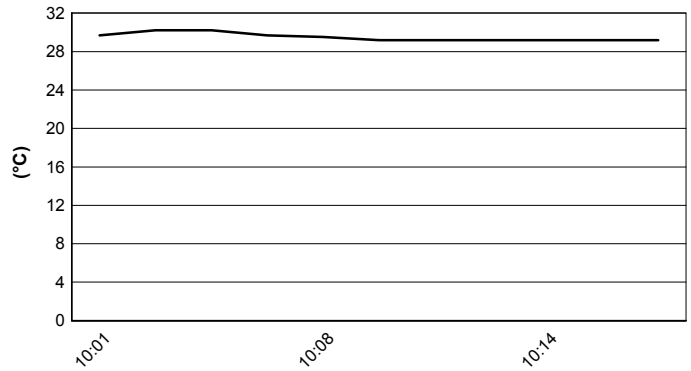
Lausitzring 4.265 m

German Round, 18-19-20 August 2017
Superstock 1000 - Weather Report Warm Up
Session started 10:00 - Session ended 10:17


Air Temperature



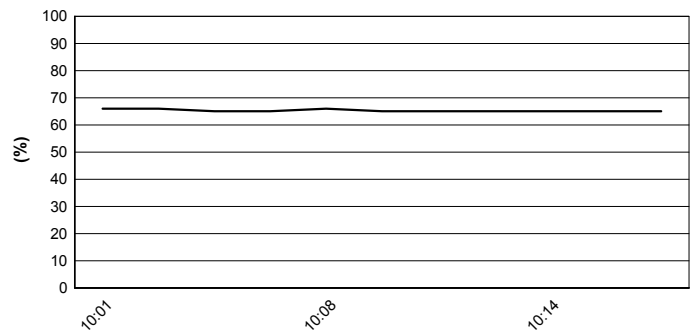
Track Temperature



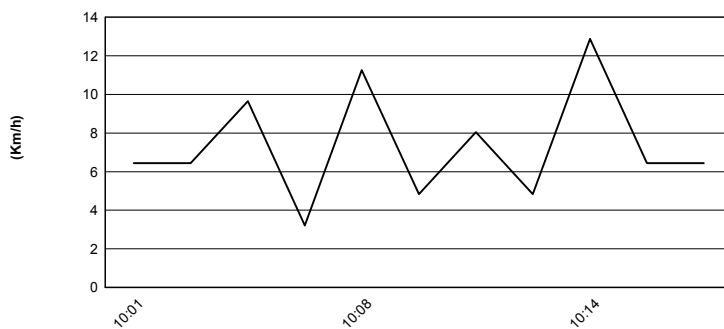
Air Pressure



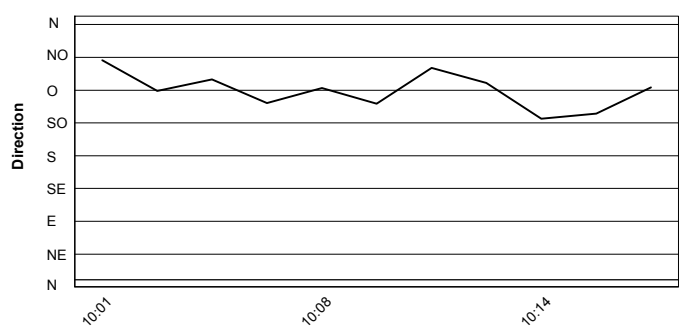
Humidity



Wind Speed



Wind Direction



20/08/2017

These data/results cannot be reproduced, stored and/or transmitted in whole or in part by any manner of electronic, mechanical, photocopying, recording, broadcasting or otherwise now known or herein after developed without the previous express consent by the copyright owner, except for reproduction in daily press and regular printed publications on sale to the public within 60 days of the event related to those data/results and always provided that copyright symbol appears together as follows below.
© DORNA WSBK ORGANIZATION Srl 2017





Lausitzring 4.265 m

German Round, 18-19-20 August 2017

Superstock 1000 - Starting Grid

14 Laps x 4,265 km = 59,710 km

		1			
		2			
		3			
		4			
		5			
		6			
		7			
		8			
		9			
		10			
		11			
		12			
		13			
		14			
		15			
		16			
		17			
		18			
		19			
		20			
		21			
		22			
		23			
		24			
		25			
		26			
		27			
		28			
		29			
		30			
		31			
		32			
		33			
		34			
		35			
		36			
		37			
		38			
		39			
		40			
		41			
		42			
		43			
		44			
		45			
		46			
		47			
		48			
		49			
		50			
		51			
		52			
		53			
		54			
		55			
		56			
		57			
		58			
		59			
		60			
		61			
		62			
		63			
		64			
		65			
		66			
		67			
		68			
		69			
		70			
		71			
		72			
		73			
		74			
		75			
		76			
		77			
		78			
		79			
		80			
		81			
		82			
		83			
		84			
		85			
		86			
		87			
		88			
		89			
		90			
		91			
		92			
		93			
		94			
		95			
		96			
		97			
		98			
		99			
		100			

N. 11 (Guarnoni J.) - 18 (Cecchini R.) - 34 (Pinsach X.) - 77 (Tessels W.) have been demoted by 6 grid positions according to Art. 1.21.2

20/08/2017 Jury President

..... Race Director

These data/results cannot be reproduced, stored and/or transmitted in whole or in part by any manner of electronic, mechanical, photocopying, recording, broadcasting or otherwise now known or herein after developed without the previous express consent by the copyright owner, except for reproduction in daily press and regular printed publications on sale to the public within 60 days of the event related to those data/results and always provided that copyright symbol appears together as follows below.

© DORNA WSBK ORGANIZATION Srl 2017

FIKZ PERUGIA TIMING



Official Tyre Supplier



Official Timekeeper