

Imola Circuit 4.936 m

1 / 2

Italian Round, 12-13-14 May 2017

World Superbike - Results Race 1

Laps 12 = 59,232 Km - Time Of Race 21'21.371 - Avg. 166,412 km/h

Pos	Race	Grid	No. Rider	Nat	Team	Bike	LL	Gap	Fastest Lap	Speed	Qualifying		Ranking		
											Time	Speed	R1	R2	Tot
1	1	7	C. DAVIES	GBR	Aruba.it Racing - Ducati	Ducati Panigale R	12		1'46.393	282,3	1'45.662	283,1	25	136	3
2	3	1	J. REA	GBR	Kawasaki Racing Team	Kawasaki ZX-10RR	12	6.696	1'46.872	280,1	1'45.986	279,4	20	215	1
3	5	33	M. MELANDRI	ITA	Aruba.it Racing - Ducati	Ducati Panigale R	12	9.287	1'46.649	279,4	1'46.610	283,1	16	113	4
4	2	66	T. SYKES	GBR	Kawasaki Racing Team	Kawasaki ZX-10RR	12	9.913	1'47.248	276,6	1'45.694	282,3	13	144	2
5	7	12	X. FORÉS	ESP	BARNI Racing Team	Ducati Panigale R	12	16.142	1'47.600	277,3	1'46.915	278,0	11	71	7
6	4	2	L. CAMIER	GBR	MV Agusta Reparto Corse	MV Agusta 1000 F4	12	21.914	1'48.051	275,8	1'46.434	276,6	10	64	8
7	9	60	M. VAN DER MARK	NED	Pata Yamaha Official WorldSBK Team	Yamaha YZF R1	12	24.638	1'48.469	273,1	1'47.685	277,3	9	71	6
8	11	22	A. LOWES	GBR	Pata Yamaha Official WorldSBK Team	Yamaha YZF R1	12	25.792	1'48.237	266,3	1'47.888	274,4	8	84	5
9	14	40	R. RAMOS	ESP	Team Kawasaki Go Eleven	Kawasaki ZX-10RR	12	34.035	1'49.142	273,7	1'48.734	275,1	7	39	12
10	12	6	S. BRADL	GER	Red Bull Honda World Superbike Team	Honda CBR1000RR	12	34.585	1'48.922	273,7	1'48.518	275,1	6	41	11
11	18	15	A. DE ANGELIS	RSM	Pedercini Racing SC-Project	Kawasaki ZX-10RR	12	39.857	1'49.227	270,3	1'49.111	271,0	5	23	17
12	10	32	L. SAVADORI	ITA	Milwaukee Aprilia	Aprilia RSV4 RF	12	40.639	1'49.576	272,4	1'47.854	275,1	4	25	15
13	15	88	R. KRUMMENACHER	SUI	Kawasaki Puccetti Racing	Kawasaki ZX-10RR	12	43.089	1'49.518	270,3	1'48.958	269,0	3	24	16
14	16	35	R. DE ROSA	ITA	Althea BMW Racing Team	BMW S 1000 RR	12	43.560	1'49.621	271,7	1'48.988	267,6	2	5	19
15	17	86	A. BADOVINI	ITA	Grillini Racing Team	Kawasaki ZX-10RR	12	47.289	1'49.786	265,0	1'49.007	267,6	1	4	23
16	20	37	O. JEZEK	CZE	Grillini Racing Team	Kawasaki ZX-10RR	12	50.389	1'50.443	269,0	1'50.597	267,0		3	24
-----Not Classified-----															
NC	6	50	E. LAVERTY	IRL	Milwaukee Aprilia	Aprilia RSV4 RF	12	25.001	1'47.663	275,8	1'46.617	279,4		46	10
RET	19	84	R. RUSSO	ITA	Guandalini Racing	Yamaha YZF R1	6	6 Laps	1'50.106	265,0	1'49.519	263,1		4	20
RET	13	69	N. HAYDEN	USA	Red Bull Honda World Superbike Team	Honda CBR1000RR	4	8 Laps	1'49.709	264,4	1'48.698	267,0		36	13
RET	8	36	L. MERCADO	ARG	IODARacing	Aprilia RSV4 RF	3	9 Laps	1'48.356	269,0	1'47.516	274,4		28	14
NS	21	81	J. TORRES	ESP	Althea BMW Racing Team	BMW S 1000 RR								57	9

AIR	Humidity:	45%	Temp:	24°C
TRACK	Condition:	Dry	Temp:	42°C

Records	Pole	(SP2) 2016	C.Davies	1'45.598	168,28 Km/h	
	Race	(RC1) 2016	C.Davies	1'46.700	166,54 Km/h	
	Circuit	(SP2) 2016	C.Davies	1'45.598	168,28 Km/h	
	Race Fastest lap	(New Record)	Lap 3	C.Davies	1'46.393	167,02 Km/h

LAP LEADERS					
No.	Rider	From	To	Laps	Total
7	C. DAVIES	1	12	12	12

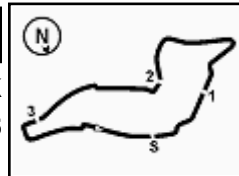
TOTAL LEADER LAPS		
No.	Rider	Laps
1	J. REA	87
7	C. DAVIES	58
33	M. MELANDRI	10
22	A. LOWES	5
12	X. FORÉS	4
66	T. SYKES	4
50	E. LAVERTY	2

Start 13:00 End 13:37 The results are provisional until the end of the time limit for protests and appeals and the completion of the technical checks.

13/05/2017 13:10 13:37

These data/results cannot be reproduced, stored and/or transmitted in whole or in part by any manner of electronic, mechanical, photocopying, recording, broadcasting or otherwise now known or herein after developed without the previous express consent by the copyright owner, except for reproduction in daily press and regular printed publications on sale to the public within 60 days of the event related to those data/results and always provided that copyright symbol appears together as follows below.

© DORNA WSBK ORGANIZATION Srl 2017



Italian Round, 12-13-14 May 2017 World Superbike - Results Race 1

Race Highlights

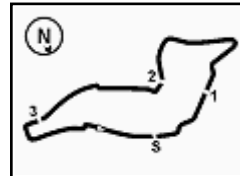
12.36.55		START DELAYED
13.07.50		Warm-up Lap Start
13.07.57	81 Torres	Not Started
13.10		Start
13.12.10		No Jump Start
13.16.08		New Lap Record
13.16.51	36 Mercado	Crashed - Turn 7
13.17.17	36 Mercado	Out
13.19.24	84 Russo	On the Gravel - Re-Joined - Turn 15
13.19.52	69 Hayden	Entered Pits
13.22.18	84 Russo	On the Gravel - Re-Joined - Turn 2
13.23.44	84 Russo	Entered Pits
13.24.11	84 Russo	Retired
13.27.31	69 Hayden	Retired
13.33.53		RED FLAG
13.34.53		RED FLAG - Race Finished
13.36.22		Incident Involved 50 and 22 Under Investigation
13.36.40	50 Laverty	Medical Centre
13.37.11		End Of Session
13.37.31	50 Laverty	Retired

Start End The results are provisional until the end of the time limit for protests and appeals
13/05/2017 13:10 13:37 and the completion of the technical checks.

These data/results cannot be reproduced, stored and/or transmitted in whole or in part by any manner of electronic, mechanical, photocopying, recording, broadcasting or otherwise now known or herein after developed without the previous express consent by the copyright owner, except for reproduction in daily press and regular printed publications on sale to the public within 60 days of the event related to those data/results and always provided that copyright symbol appears together as follows below.

© DORNA WSBK ORGANIZATION Srl 2017





Imola Circuit 4.936 m

1 / 2

Italian Round, 12-13-14 May 2017 World Superbike - Lap Chart Race 1

	Lap											
	1	2	3	4	5	6	7	8	9	10	11	12
1	7	7	7	7	7	7	7	7	7	7	7	7
2	33	33	33	33	1	1	1	1	1	1	1	1
3	1	1	1	1	33	33	33	33	33	33	33	33
4	66	66	66	66	66	66	66	66	66	66	66	66
5	50	50	50	12	12	12	12	12	12	12	12	12
6	12	12	12	50	50	50	50	50	2	2	2	2
7	2	2	2	2	2	2	2	2	50	50	60	60
8	36	36	36	60	60	60	60	60	60	60	50	50
9	60	60	60	22	22	22	22	22	22	22	22	22
10	22	22	22	6	6	6	6	6	40	40	40	40
11	6	6	6	40	40	40	40	40	6	6	6	6
12	40	40	40	32	32	32	32	32	32	32	15	15
13	32	32	32	69	15	15	15	15	15	15	32	32
14	69	69	69	15	88	88	88	88	88	88	88	88
15	86	86	15	88	35	35	35	35	35	35	35	35
16	35	35	88	35	86	86	86	86	86	86	86	86
17	88	15	35	84	84	37	37	37	37	37	37	37
18	15	88	84	86	37	84						
19	84	84	86	37								
20	37	37	37									

Final Result		
1	7 C. DAVIES	Laps 12
2	1 J. REA	6.696
3	33 M. MELANDRI	9.287
4	66 T. SYKES	9.913
5	12 X. FORÉS	16.142
6	2 L. CAMIER	21.914
7	60 M. VAN DER MARK	24.638
8	22 A. LOWES	25.792
9	40 R. RAMOS	34.035
10	6 S. BRADL	34.585
11	15 A. DE ANGELIS	39.857
12	32 L. SAVADORI	40.639
13	88 R. KRUMMENACHER	43.089
14	35 R. DE ROSA	43.560
15	86 A. BADOVINI	47.289
16	37 O. JEZEK	50.389
NC	50 E. LAVERTY	25.001
RET	84 R. RUSSO	6 Laps
RET	69 N. HAYDEN	8 Laps
RET	36 L. MERCADO	9 Laps
NS	81 J. TORRES	

13/05/2017

These data/results cannot be reproduced, stored and/or transmitted in whole or in part by any manner of electronic, mechanical, photocopying, recording, broadcasting or otherwise now known or herein after developed without the previous express consent by the copyright owner, except for reproduction in daily press and regular printed publications on sale to the public within 60 days of the event related to those data/results and always provided that copyright symbol appears together as follows below.

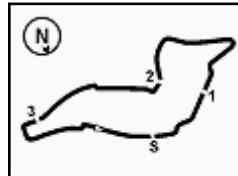
© DORNA WSBK ORGANIZATION Srl 2017

FCR PERUGIA TIMING


Official Tyre Supplier



Official Timekeeper



Imola Circuit 4.936 m

2 / 2

Italian Round, 12-13-14 May 2017 World Superbike - Lap Chart Race 1

Lap 1

1	7 C.Davies (GBR)	
2	33 M.Melandri (ITA)	1.121
3	1 J.Rea (GBR)	1.359
4	66 T.Sykes (GBR)	1.882
5	50 E.Laverty (IRL)	2.537
6	12 X.Forés (ESP)	3.325
7	2 L.Camier (GBR)	3.499
8	36 L.Mercado (ARG)	3.659
9	60 M.van der Mark (NED)	3.854
10	22 A.Lowes (GBR)	4.482
11	6 S.Bradl (GER)	4.831
12	40 R.Ramos (ESP)	5.099
13	32 L.Savadori (ITA)	5.776
14	69 N.Hayden (USA)	6.288
15	86 A.Badovini (ITA)	6.492
16	35 R.De Rosa (ITA)	6.890
17	88 R.Krummenacher (SU)	7.175
18	15 A.De Angelis (RSM)	7.574
19	84 R.Russo (ITA)	7.704
20	37 O.Jezek (CZE)	8.234

Lap 2

1	7 C.Davies (GBR)	
2	33 M.Melandri (ITA)	0.993
3	1 J.Rea (GBR)	2.047
4	66 T.Sykes (GBR)	2.639
5	50 E.Laverty (IRL)	3.423
6	12 X.Forés (ESP)	4.148
7	2 L.Camier (GBR)	4.921
8	36 L.Mercado (ARG)	5.487
9	60 M.van der Mark (NED)	6.066
10	22 A.Lowes (GBR)	6.437
11	6 S.Bradl (GER)	6.976
12	40 R.Ramos (ESP)	7.948
13	32 L.Savadori (ITA)	8.666
14	69 N.Hayden (USA)	9.528
15	86 A.Badovini (ITA)	9.648
16	35 R.De Rosa (ITA)	10.014
17	15 A.De Angelis (RSM)	10.704
18	88 R.Krummenacher (SU)	10.911
19	84 R.Russo (ITA)	11.369
20	37 O.Jezek (CZE)	12.101

Lap 3

1	7 C.Davies (GBR)	
2	33 M.Melandri (ITA)	1.948
3	1 J.Rea (GBR)	3.085
4	66 T.Sykes (GBR)	3.746
5	50 E.Laverty (IRL)	5.271
6	12 X.Forés (ESP)	5.576
7	2 L.Camier (GBR)	6.834
8	36 L.Mercado (ARG)	7.450
9	60 M.van der Mark (NED)	8.273
10	22 A.Lowes (GBR)	8.742
11	6 S.Bradl (GER)	9.628
12	40 R.Ramos (ESP)	10.697
13	32 L.Savadori (ITA)	12.112
14	69 N.Hayden (USA)	12.845
15	15 A.De Angelis (RSM)	14.277
16	88 R.Krummenacher (SU)	15.126
17	35 R.De Rosa (ITA)	15.501
18	84 R.Russo (ITA)	15.630
19	86 A.Badovini (ITA)	15.914
20	37 O.Jezek (CZE)	16.317

Lap 4

1	7 C.Davies (GBR)	
2	33 M.Melandri (ITA)	2.691
3	1 J.Rea (GBR)	2.938
4	66 T.Sykes (GBR)	4.148
5	12 X.Forés (ESP)	6.963
6	50 E.Laverty (IRL)	7.486
7	2 L.Camier (GBR)	8.217

8	60 M.van der Mark (NED)	10.037
9	22 A.Lowes (GBR)	10.670
10	6 S.Bradl (GER)	12.420
11	40 R.Ramos (ESP)	13.233
12	32 L.Savadori (ITA)	14.700
13	69 N.Hayden (USA)	15.535
14	15 A.De Angelis (RSM)	16.485
15	88 R.Krummenacher (SU)	18.021
16	35 R.De Rosa (ITA)	18.461
17	84 R.Russo (ITA)	18.717
18	86 A.Badovini (ITA)	19.088
19	37 O.Jezek (CZE)	19.741

Lap 5

1	7 C.Davies (GBR)	
2	1 J.Rea (GBR)	3.813
3	33 M.Melandri (ITA)	4.211
4	66 T.Sykes (GBR)	4.923
5	12 X.Forés (ESP)	8.226
6	50 E.Laverty (IRL)	9.554
7	2 L.Camier (GBR)	9.881
8	60 M.van der Mark (NED)	11.975
9	22 A.Lowes (GBR)	12.695
10	6 S.Bradl (GER)	15.390
11	40 R.Ramos (ESP)	15.856
12	32 L.Savadori (ITA)	17.663
13	15 A.De Angelis (RSM)	19.434
14	88 R.Krummenacher (SU)	21.464
15	35 R.De Rosa (ITA)	21.772
16	86 A.Badovini (ITA)	23.169
17	84 R.Russo (ITA)	23.605
18	37 O.Jezek (CZE)	23.804

Lap 6

1	7 C.Davies (GBR)	
2	1 J.Rea (GBR)	3.982
3	33 M.Melandri (ITA)	4.828
4	66 T.Sykes (GBR)	5.667
5	12 X.Forés (ESP)	9.124
6	50 E.Laverty (IRL)	11.524
7	2 L.Camier (GBR)	11.904
8	60 M.van der Mark (NED)	13.758
9	22 A.Lowes (GBR)	14.412
10	6 S.Bradl (GER)	17.926
11	40 R.Ramos (ESP)	18.355
12	32 L.Savadori (ITA)	20.644
13	15 A.De Angelis (RSM)	22.135
14	88 R.Krummenacher (SU)	25.029
15	35 R.De Rosa (ITA)	25.284
16	86 A.Badovini (ITA)	26.448
17	37 O.Jezek (CZE)	27.696
18	84 R.Russo (ITA)	38.848

Lap 7

1	7 C.Davies (GBR)	
2	1 J.Rea (GBR)	4.395
3	33 M.Melandri (ITA)	6.104
4	66 T.Sykes (GBR)	6.391
5	12 X.Forés (ESP)	10.326
6	50 E.Laverty (IRL)	13.545
7	2 L.Camier (GBR)	13.860
8	60 M.van der Mark (NED)	15.662
9	22 A.Lowes (GBR)	15.998
10	6 S.Bradl (GER)	20.631
11	40 R.Ramos (ESP)	20.922
12	32 L.Savadori (ITA)	24.120
13	15 A.De Angelis (RSM)	24.898
14	88 R.Krummenacher (SU)	28.099
15	35 R.De Rosa (ITA)	28.416
16	86 A.Badovini (ITA)	29.583
17	37 O.Jezek (CZE)	31.519

Lap 8

1	7 C.Davies (GBR)	
---	------------------	--

2	1 J.Rea (GBR)	5.069
3	33 M.Melandri (ITA)	7.327
4	66 T.Sykes (GBR)	7.910
5	12 X.Forés (ESP)	11.931
6	50 E.Laverty (IRL)	16.120
7	2 L.Camier (GBR)	16.401
8	60 M.van der Mark (NED)	17.920
9	22 A.Lowes (GBR)	18.529
10	6 S.Bradl (GER)	23.624
11	40 R.Ramos (ESP)	23.898
12	32 L.Savadori (ITA)	27.897
13	15 A.De Angelis (RSM)	28.311
14	88 R.Krummenacher (SU)	31.359
15	35 R.De Rosa (ITA)	31.917
16	86 A.Badovini (ITA)	33.038
17	37 O.Jezek (CZE)	35.856

Lap 9

1	7 C.Davies (GBR)	
2	1 J.Rea (GBR)	5.344
3	33 M.Melandri (ITA)	7.868
4	66 T.Sykes (GBR)	8.532
5	12 X.Forés (ESP)	13.141
6	2 L.Camier (GBR)	18.212
7	50 E.Laverty (IRL)	18.464
8	60 M.van der Mark (NED)	19.681
9	22 A.Lowes (GBR)	19.976
10	40 R.Ramos (ESP)	26.540
11	6 S.Bradl (GER)	26.830
12	32 L.Savadori (ITA)	30.849
13	15 A.De Angelis (RSM)	31.288
14	88 R.Krummenacher (SU)	34.807
15	35 R.De Rosa (ITA)	35.082
16	86 A.Badovini (ITA)	36.400
17	37 O.Jezek (CZE)	39.458

Lap 10

1	7 C.Davies (GBR)	
2	1 J.Rea (GBR)	5.862
3	33 M.Melandri (ITA)	8.536
4	66 T.Sykes (GBR)	9.143
5	12 X.Forés (ESP)	14.272
6	2 L.Camier (GBR)	19.443
7	50 E.Laverty (IRL)	21.176
8	60 M.van der Mark (NED)	21.330
9	22 A.Lowes (GBR)	21.830
10	40 R.Ramos (ESP)	29.333
11	6 S.Bradl (GER)	30.036
12	32 L.Savadori (ITA)	34.433
13	15 A.De Angelis (RSM)	34.579
14	88 R.Krummenacher (SU)	37.774
15	35 R.De Rosa (ITA)	38.198
16	86 A.Badovini (ITA)	39.931
17	37 O.Jezek (CZE)	43.104

Lap 11

1	7 C.Davies (GBR)	
2	1 J.Rea (GBR)	6.296
3	33 M.Melandri (ITA)	8.910
4	66 T.Sykes (GBR)	9.452
5	12 X.Forés (ESP)	15.094
6	2 L.Camier (GBR)	20.620
7	60 M.van der Mark (NED)	22.887
8	50 E.Laverty (IRL)	23.211
9	22 A.Lowes (GBR)	23.958
10	40 R.Ramos (ESP)	31.834
11	6 S.Bradl (GER)	32.608
12	15 A.De Angelis (RSM)	37.420
13	32 L.Savadori (ITA)	37.597
14	88 R.Krummenacher (SU)	40.353
15	35 R.De Rosa (ITA)	40.880
16	86 A.Badovini (ITA)	43.384
17	37 O.Jezek (CZE)	46.690

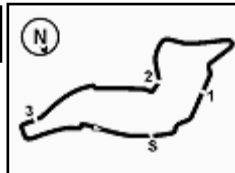
Lap 12

1	7 C.Davies (GBR)	
2	1 J.Rea (GBR)	6.696
3	33 M.Melandri (ITA)	9.287
4	66 T.Sykes (GBR)	9.913
5	12 X.Forés (ESP)	16.142
6	2 L.Camier (GBR)	21.914
7	60 M.van der Mark (NED)	24.638
8	50 E.Laverty (IRL)	25.001
9	22 A.Lowes (GBR)	25.792
10	40 R.Ramos (ESP)	34.035
11	6 S.Bradl (GER)	34.585
12	15 A.De Angelis (RSM)	39.857
13	32 L.Savadori (ITA)	40.639
14	88 R.Krummenacher (SU)	43.089
15	35 R.De Rosa (ITA)	43.560
16	86 A.Badovini (ITA)	47.289
17	37 O.Jezek (CZE)	50.389

13/05/2017

These data/results cannot be reproduced, stored and/or transmitted in whole or in part by any manner of electronic, mechanical, photocopying, recording, broadcasting or otherwise now known or herein after developed without the previous express consent by the copyright owner, except for reproduction in daily press and regular printed publications on sale to the public within 60 days of the event related to those data/results and always provided that copyright symbol appears together as follows below.

© DORNA WSBK ORGANIZATION Srl 2017



Imola Circuit 4.936 m

Italian Round, 12-13-14 May 2017 World Superbike - Best Sector & Speed Race 1

RESULTS

Pos	Rider	Team	Laps
1	7 C. DAVIES	Ducati Panigale R	12
2	1 J. REA	Kawasaki ZX-10RR	6.696
3	33 M. MELANDRI	Ducati Panigale R	9.287
4	66 T. SYKES	Kawasaki ZX-10RR	9.913
5	12 X. FORÉS	Ducati Panigale R	16.142
6	2 L. CAMIER	MV Austa 1000 F4	21.914
7	60 M. VAN DER MARK	Yamaha YZF R1	24.638
8	22 A. LOWES	Yamaha YZF R1	25.792
9	40 R. RAMOS	Kawasaki ZX-10RR	34.035
10	6 S. BRADL	Honda CBR1000RR	34.585
11	15 A. DE ANGELIS	Kawasaki ZX-10RR	39.857
12	32 L. SAVADORI	Aorilia RSV4 RF	40.639
13	88 R. KRUMMENACHER	Kawasaki ZX-10RR	43.089
14	35 R. DE ROSA	BMW S 1000 RR	43.560
15	86 A. BADOVINI	Kawasaki ZX-10RR	47.289
16	37 O. JEZEK	Kawasaki ZX-10RR	50.389
NC	50 E. LAVERTY	Aorilia RSV4 RF	25.001
RET	84 R. RUSSO	Yamaha YZF R1	6 Laos
RET	69 N. HAYDEN	Honda CBR1000RR	8 Laos
RET	36 L. MERCADO	Aorilia RSV4 RF	9 Laos
NS	81 J. TORRES	BMW S 1000 RR	

SPEED

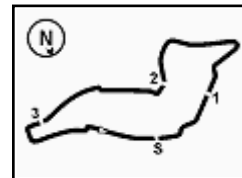
Pos	Rider	Team	Speed
1	7 C. DAVIES	Ducati Panigale R	282.3
2	1 J. REA	Kawasaki ZX-10RR	280.1
3	33 M. MELANDRI	Ducati Panigale R	279.4
4	12 X. FORÉS	Ducati Panigale R	277.3
5	66 T. SYKES	Kawasaki ZX-10RR	276.6
6	50 E. LAVERTY	Aorilia RSV4 RF	275.8
7	2 L. CAMIER	MV Austa 1000 F4	275.8
8	6 S. BRADL	Honda CBR1000RR	273.7
9	40 R. RAMOS	Kawasaki ZX-10RR	273.7
10	60 M. VAN DER MARK	Yamaha YZF R1	273.1
11	32 L. SAVADORI	Aorilia RSV4 RF	272.4
12	35 R. DE ROSA	BMW S 1000 RR	271.7
13	88 R. KRUMMENACHER	Kawasaki ZX-10RR	270.3
14	15 A. DE ANGELIS	Kawasaki ZX-10RR	270.3
15	36 L. MERCADO	Aorilia RSV4 RF	269.0
16	37 O. JEZEK	Kawasaki ZX-10RR	269.0
17	22 A. LOWES	Yamaha YZF R1	266.3
18	84 R. RUSSO	Yamaha YZF R1	265.0
19	86 A. BADOVINI	Kawasaki ZX-10RR	265.0
20	69 N. HAYDEN	Honda CBR1000RR	264.4

SEG. 1		SEG. 2		SEG. 3		SEG. 4		SEG. 5			
1	33 M. MELANDRI	7.470	1	7 C. DAVIES	15.049	1	7 C. DAVIES	28.081	1	7 C. DAVIES	22.246
2	7 C. DAVIES	7.487	2	1 J. REA	15.106	2	33 M. MELANDRI	33.315	2	1 J. REA	22.278
3	66 T. SYKES	7.519	3	66 T. SYKES	15.117	3	1 J. REA	33.411	3	33 M. MELANDRI	22.370
4	22 A. LOWES	7.569	4	33 M. MELANDRI	15.142	4	12 X. FORÉS	33.549	4	66 T. SYKES	22.425
5	60 M. VAN DER MAR	7.576	5	12 X. FORÉS	15.195	5	66 T. SYKES	33.556	5	50 E. LAVERTY	22.569
6	12 X. FORÉS	7.577	6	2 L. CAMIER	15.196	6	50 E. LAVERTY	33.664	6	12 X. FORÉS	22.572
7	1 J. REA	7.584	7	50 E. LAVERTY	15.268	7	2 L. CAMIER	33.733	7	2 L. CAMIER	22.608
8	35 R. DE ROSA	7.614	8	36 L. MERCADO	15.323	8	36 L. MERCADO	33.783	8	60 M. VAN DER MAR	22.619
9	50 E. LAVERTY	7.621	9	22 A. LOWES	15.336	9	22 A. LOWES	33.807	9	22 A. LOWES	22.688
10	2 L. CAMIER	7.633	10	15 A. DE ANGELIS	15.339	10	60 M. VAN DER MAR	33.838	10	6 S. BRADL	22.723
11	15 A. DE ANGELIS	7.654	11	6 S. BRADL	15.359	11	15 A. DE ANGELIS	33.966	11	40 R. RAMOS	22.786
12	36 L. MERCADO	7.675	12	60 M. VAN DER MAR	15.376	12	88 R. KRUMMENAC	34.123	12	36 L. MERCADO	22.875
13	40 R. RAMOS	7.688	13	40 R. RAMOS	15.420	13	40 R. RAMOS	34.125	13	69 N. HAYDEN	22.892
14	32 L. SAVADORI	7.712	14	32 L. SAVADORI	15.456	14	6 S. BRADL	34.147	14	88 R. KRUMMENAC	22.905
15	6 S. BRADL	7.723	15	69 N. HAYDEN	15.477	15	86 A. BADOVINI	34.192	15	15 A. DE ANGELIS	22.918
16	69 N. HAYDEN	7.734	16	84 R. RUSSO	15.479	16	32 L. SAVADORI	34.206	16	37 O. JEZEK	22.984
17	86 A. BADOVINI	7.755	17	35 R. DE ROSA	15.485	17	35 R. DE ROSA	34.221	17	35 R. DE ROSA	23.000
18	88 R. KRUMMENAC	7.761	18	88 R. KRUMMENAC	15.513	18	84 R. RUSSO	34.239	18	32 L. SAVADORI	23.002
19	37 O. JEZEK	7.792	19	37 O. JEZEK	15.544	19	69 N. HAYDEN	34.282	19	86 A. BADOVINI	23.003
20	84 R. RUSSO	7.823	20	86 A. BADOVINI	15.608	20	37 O. JEZEK	34.318	20	84 R. RUSSO	23.106

13/05/2017

These data/results cannot be reproduced, stored and/or transmitted in whole or in part by any manner of electronic, mechanical, photocopying, recording, broadcasting or otherwise now known or herein after developed without the previous express consent by the copyright owner, except for reproduction in daily press and regular printed publications on sale to the public within 60 days of the event related to those data/results and always provided that copyright symbol appears together as follows below.

© DORNA WSBK ORGANIZATION Srl 2017



Imola Circuit 4.936 m

Italian Round, 12-13-14 May 2017
World Superbike - Best Sector & Speed Race 1

Start at 13:10'30.377

1 / 2

7 C. DAVIES (1'46.393)

Lap	Seg. 1	Seg. 2	Seg. 3	Seg. 4	Seg. 5	Lap Time	km/h	Local Time
1	7.729	15.394	33.423	28.114	22.360	1'47.020	224.7	13:12'17.397
2	7.558	15.201	33.373	28.086	22.559	1'46.777	275.8	13:14'04.174
3	7.608	15.091	33.244	28.204	22.246	1'46.393	278.0	13:15'50.567
4	7.582	15.180	33.535	28.316	22.406	1'47.019	276.6	13:17'37.586
5	7.513	15.147	33.414	28.081	22.458	1'46.613	280.1	13:19'24.199
6	7.487	15.148	33.493	28.314	22.266	1'46.708	280.9	13:21'10.907
7	7.527	15.152	33.430	28.167	22.375	1'46.651	278.7	13:22'57.558
8	7.523	15.059	33.441	28.173	22.288	1'46.484	282.3	13:24'44.042
9	7.561	15.049	33.570	28.287	22.476	1'46.943	279.4	13:26'30.985
10	7.534	15.247	33.452	28.285	22.302	1'46.820	275.1	13:28'17.805
11	7.490	15.205	33.469	28.263	22.512	1'46.939	280.9	13:30'04.744
12	7.531	15.226	33.495	28.272	22.480	1'47.004	280.1	13:31'51.748
13	7.544	15.151	33.492	28.240	22.330	1'46.757 C	278.7	13:33'38.505

2 L. CAMIER (1'48.051)

Lap	Seg. 1	Seg. 2	Seg. 3	Seg. 4	Seg. 5	Lap Time	km/h	Local Time
1	8.168	16.461	33.996	28.931	22.963	1'50.519	221.9	13:12'20.896
2	7.788	15.278	33.831	28.544	22.758	1'48.199	270.3	13:14'09.095
3	7.679	15.196	33.875	28.490	23.066	1'48.306	272.4	13:15'57.401
4	7.717	15.289	33.959	28.541	22.896	1'48.402	270.3	13:17'45.803
5	7.706	15.238	33.851	28.556	22.926	1'48.277	270.3	13:19'34.080
6	7.663	15.310	34.092	28.787	22.879	1'48.731	267.0	13:21'22.811
7	7.671	15.333	33.945	28.766	22.892	1'48.607	265.0	13:23'11.418
8	7.633	15.419	34.255	28.801	22.917	1'49.025	269.0	13:25'00.443
9	7.638	15.416	34.101	28.708	22.891	1'48.754	271.7	13:26'49.197
10	7.667	15.315	33.733	28.648	22.688	1'48.051	275.8	13:28'37.248
11	7.726	15.252	33.735	28.562	22.841	1'48.116	271.7	13:30'25.364
12	7.747	15.239	33.877	28.584	22.851	1'48.298	272.4	13:32'13.662

60 M. VAN DER MARK (1'48.469)

Lap	Seg. 1	Seg. 2	Seg. 3	Seg. 4	Seg. 5	Lap Time	km/h	Local Time
1	8.415	16.557	34.231	28.873	22.798	1'50.874	227.5	13:12'21.251
2	7.576	15.600	33.838	29.184	22.791	1'48.989	261.2	13:14'10.240
3	7.638	15.463	33.934	28.875	22.690	1'48.600	268.3	13:15'58.840
4	7.643	15.530	34.033	28.816	22.761	1'48.783	265.7	13:17'47.623
5	7.651	15.472	33.972	28.668	22.788	1'48.551	272.4	13:19'36.174
6	7.664	15.462	33.939	28.807	22.619	1'48.491	268.3	13:21'24.665
7	7.649	15.469	33.866	28.677	22.894	1'48.555	268.3	13:23'13.220
8	7.749	15.459	34.026	28.787	22.721	1'48.742	269.6	13:25'01.962
9	7.649	15.406	34.069	28.782	22.798	1'48.704	273.1	13:26'50.666
10	7.614	15.376	34.091	28.633	22.755	1'48.469	273.1	13:28'39.135
11	7.606	15.522	34.054	28.679	22.635	1'48.496	266.3	13:30'27.631
12	7.699	15.512	34.136	28.731	22.677	1'48.755	270.3	13:32'16.386

50 E. LAVERTY (1'47.663)

Lap	Seg. 1	Seg. 2	Seg. 3	Seg. 4	Seg. 5	Lap Time	km/h	Local Time
1	8.214	16.226	33.848	28.697	22.572	1'49.557	225.2	13:12'19.934
2	7.621	15.268	33.664	28.409	22.701	1'47.663	275.8	13:14'07.597
3	7.674	15.387	33.744	28.608	22.828	1'48.241	273.1	13:15'55.838
4	7.766	15.493	34.453	28.786	22.736	1'49.234	270.3	13:17'45.072
5	7.688	15.364	33.950	28.776	22.903	1'48.681	269.0	13:19'33.753
6	7.699	15.470	34.041	28.702	22.766	1'48.678	273.1	13:21'22.413
7	7.735	15.446	33.998	28.671	22.822	1'48.672	269.0	13:23'11.403
8	7.732	15.513	34.190	28.834	22.790	1'49.059	274.4	13:25'00.162
9	7.737	15.462	34.536	28.862	22.690	1'49.287	269.6	13:26'49.449
10	7.652	15.975	34.265	28.912	22.728	1'49.532	269.6	13:28'38.981
11	7.713	15.420	34.578	28.668	22.595	1'48.974	271.7	13:30'27.955
12	7.661	15.422	34.092	28.865	22.754	1'48.794	267.0	13:32'16.749

22 A. LOWES (1'48.237)

Lap	Seg. 1	Seg. 2	Seg. 3	Seg. 4	Seg. 5	Lap Time	km/h	Local Time
1	8.396	16.731	34.415	29.097	22.863	1'51.502	230.0	13:12'21.879
2	7.635	15.385	34.063	28.772	22.877	1'48.732	260.5	13:14'10.611
3	7.621	15.492	33.902	28.945	22.738	1'48.698	255.6	13:15'59.309
4	7.752	15.665	33.984	28.679	22.867	1'48.947	239.7	13:17'48.256
5	7.670	15.336	33.807	29.062	22.763	1'48.638	265.7	13:19'36.894
6	7.737	15.434	33.821	28.717	22.716	1'48.425	255.0	13:21'25.319
7	7.712	15.388	33.847	28.661	22.629	1'48.237	263.7	13:23'13.556
8	7.667	15.524	34.060	28.877	22.887	1'49.015	259.3	13:25'02.571
9	7.650	15.409	33.978	28.745	22.608	1'48.390	266.3	13:26'50.961
10	7.569	15.497	33.925	28.973	22.710	1'48.674	263.7	13:28'39.635
11	7.606	15.530	34.229	28.848	22.854	1'49.067	265.0	13:30'28.702
12	7.697	15.650	33.953	28.656	22.882	1'48.838	260.5	13:32'17.540

40 R. RAMOS (1'49.142)

Lap	Seg. 1	Seg. 2	Seg. 3	Seg. 4	Seg. 5	Lap Time	km/h	Local Time
1	8.624	16.758	34.694	29.128	22.915	1'52.119	227.1	13:12'22.496
2	7.688	15.499	34.379	29.222	22.838	1'49.626	258.6	13:14'12.122
3	7.786	15.420	34.125	29.025	22.786	1'49.142	272.4	13:16'01.264
4	7.867	15.609	34.224	28.783	23.072	1'49.555	266.3	13:17'50.819
5	7.750	15.523	34.166	28.843	22.954	1'49.236	273.7	13:19'40.055
6	7.807	15.457	34.254	28.892	22.797	1'49.207	270.3	13:21'29.262
7	7.775	15.496	34.176	28.881	22.890	1'49.218	270.3	13:23'18.480
8	7.774	15.488	34.275	29.009	22.914	1'49.460	265.0	13:25'07.940
9	7.790	15.462	34.213	28.901	23.219	1'49.585	269.6	13:26'57.525
10	7.922	15.516	34.299	29.028	22.848	1'49.613	270.3	13:28'47.138
11	7.834	15.511	34.252	28.919	22.924	1'49.440	273.1	13:30'36.578
12	7.841	15.489	34.127	28.942	22.806	1'49.205	269.0	13:32'25.783

6 S. BRADL (1'48.922)

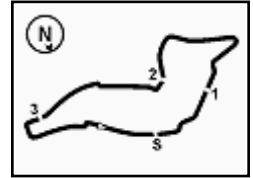
Lap	Seg. 1	Seg. 2	Seg. 3	Seg. 4	Seg. 5	Lap Time	km/h	Local Time
1	8.624	16.758	34.694	29.128	22.915	1'52.119	227.1	13:12'22.496
2	7.688	15.499	34.379	29.222	22.838	1'49.626	258.6	13:14'12.122
3	7.786	15.420	34.125	29.025	22.786	1'49.142	272.4	13:16'01.264
4	7.867	15.609	34.224	28.783	23.072	1'49.555	266.3	13:17'50.819
5	7.750	15.523	34.166	28.843	22.954	1'49.236	273.7	13:19'40.055
6	7.807	15.457	34.254	28.892	22.797	1'49.207	270.3	13:21'29.262
7	7.775	15.496	34.176	28.881	22.890	1'49.218	270.3	13:23'18.480
8	7.774	15.488	34.275	29.009	22.914	1'49.460	265.0	13:25'07.940
9	7.790	15.462	34.213	28.901	23.219	1'49.585	269.6	13:26'57.525
10	7.922	15.516	34.299	29.028	22.848	1'49.613	270.3	13:28'47.138
11	7.834	15.511	34.252	28.919	22.924	1'49.440	273.1	13:30'36.578
12	7.841	15.489	34.127	28.942	22.806	1'49.205	269.0	13:32'25.783

33 M. MELANDRI (1'46.649)

Lap	Seg. 1	Seg. 2	Seg. 3	Seg. 4	Seg. 5	Lap Time	km/h	Local Time
1	7.968	15.629	33.540	28.506	22.498	1'48.141	225.2	13:12'18.518
2	7.471	15.142	33.315	28.351	22.370	1'46.649	279.4	13:14'05.167
3	7.509	15.142	33.608	28.555	22.534	1'47.348	275.8	13:15'52.515
4	7.614	15.264	33.584	28.689	22.611	1'47.762	273.1	13:17'40.277
5	7.565	15.256	33.728	29.022	22.562	1'48.133	274.4	13:19'28.410
6	7.470	15.275	33.607	28.496	22.477	1'47.325	269.0	13:21'15.735
7	7.546	15.580	33.632	28.576	22.593	1'47.927	264.4	13:23'03.662
8	7.541	15.236	33.784	28.612	22.534	1'47.707	275.1	13:24'51.369
9	7.509	15.185	33.684	28.511	22.595	1'47.484	276.6	13:26'38.853
10	7.525	15.236	33.738	28.599	22.390	1'47.488	276.6	13:28'26.341
11	7.502	15.321	33.514	28.441	22.535	1'47.313	275.8	13:30'13.654
12	7.527	15.280	33.581	28.478	22.515	1'47.381	275.1	13:32'01.035
13	7.525	15.187	33.574	28.945	22.449	1'47.680 C	274.4	13:33'48.715

66 T. SYKES (1'47.248)

Lap	Seg. 1	Seg. 2	Seg. 3	Seg. 4	Seg. 5	Lap Time	km/h	Local Time
1	8.019	15.962	33.767	28.539	22.615	1'48.902		



Italian Round, 12-13-14 May 2017 World Superbike - Best Sector & Speed Race 1

Imola Circuit 4.936 m

Start at 13:10'30.377

2 / 2

1	8.479	16.749	34.530	29.123	22.970	1'51.851	223.3	13:12'22.228
2	7.733	15.374	34.159	28.697	22.959	1'48.922	258.0	13:14'11.150
3	7.723	15.359	34.200	28.777	22.986	1'49.045	265.7	13:16'00.195
4	7.882	15.476	34.147	29.213	23.093	1'49.811	258.0	13:17'50.006
5	7.770	15.605	34.172	29.009	23.027	1'49.583	273.1	13:19'39.589
6	7.777	15.363	34.288	28.821	22.995	1'49.244	267.6	13:21'28.833
7	7.798	15.458	34.277	28.798	23.025	1'49.356	266.3	13:23'18.189
8	7.781	15.440	34.274	28.978	23.004	1'49.477	273.7	13:25'07.666
9	7.769	15.366	34.295	28.877	23.842	1'50.149	269.6	13:26'57.815
10	8.106	15.450	34.239	29.048	23.183	1'50.026	267.6	13:28'47.841
11	7.814	15.369	34.501	28.912	22.915	1'49.511	263.1	13:30'37.352
12	7.766	15.368	34.173	28.787	22.887	1'48.981	269.0	13:32'26.333

5	7.803	15.728	34.557	29.457	23.149	1'50.694	255.0	13:19'47.368
6	7.796	15.608	34.319	29.305	22.959	1'49.987	261.8	13:21'37.355
7	7.794	15.608	34.222	29.145	23.017	1'49.786	261.2	13:23'27.141
8	7.755	15.680	34.372	29.123	23.009	1'49.939	262.4	13:25'17.080
9	7.756	15.762	34.431	29.207	23.149	1'50.305	265.0	13:27'07.385
10	7.988	15.646	34.494	29.211	23.012	1'50.351	260.5	13:28'57.736
11	7.755	15.681	34.551	29.181	23.224	1'50.392	260.5	13:30'48.128
12	7.832	15.687	34.683	29.469	23.238	1'50.909	259.3	13:32'39.037

37 O. JEZEK (1'50.443)

Lap	Seg. 1	Seg. 2	Seg. 3	Seg. 4	Seg. 5	Lap Time	km/h	Local Time
1	9.107	17.201	35.493	30.111	23.342	1'55.254	222.4	13:12'25.631
2	7.865	15.672	34.359	29.479	23.269	1'50.644	262.4	13:14'16.275
3	7.906	15.675	34.449	29.190	23.389	1'50.609	269.0	13:16'06.884
4	7.792	15.687	34.545	29.025	23.394	1'50.443	267.0	13:17'57.327
5	8.031	15.638	34.378	29.449	23.180	1'50.676	264.4	13:19'48.003
6	7.882	15.639	34.514	29.332	23.233	1'50.600	268.3	13:21'38.603
7	7.894	15.633	34.367	29.347	23.233	1'50.474	266.3	13:23'29.077
8	8.018	15.544	34.662	29.387	23.210	1'50.821	263.7	13:25'19.898
9	7.902	15.685	34.369	29.393	23.196	1'50.545	267.0	13:27'10.443
10	7.912	15.639	34.323	29.465	23.127	1'50.466	266.3	13:29'00.909
11	7.925	15.888	34.318	29.288	23.106	1'50.525	267.0	13:30'51.434
12	7.919	15.696	34.509	29.316	23.263	1'50.703	263.7	13:32'42.137

84 R. RUSSO (1'50.106)

Lap	Seg. 1	Seg. 2	Seg. 3	Seg. 4	Seg. 5	Lap Time	km/h	Local Time
1	9.419	17.043	35.488	29.716	23.058	1'54.724	224.2	13:12'25.101
2	7.845	15.652	34.304	29.450	23.191	1'50.442	244.6	13:14'16.543
3	7.915	15.479	34.399	29.714	23.147	1'50.654	249.7	13:16'06.197
4	7.876	15.594	34.348	29.285	23.003	1'50.106	250.2	13:17'56.303
5	7.823	15.530	34.239	30.141	23.768	1'51.501	255.6	13:19'47.804
6	18.580	16.019	34.662	29.472	23.218	2'01.951	246.8	13:21'49.755

69 N. HAYDEN (1'49.709)

Lap	Seg. 1	Seg. 2	Seg. 3	Seg. 4	Seg. 5	Lap Time	km/h	Local Time
1	8.741	17.013	35.012	29.256	23.286	1'53.308	207.4	13:12'23.685
2	7.756	15.809	34.288	28.964	23.200	1'50.017	260.5	13:14'13.702
3	7.755	15.483	34.312	29.160	23.000	1'49.710	262.4	13:16'03.412
4	7.774	15.545	34.428	28.892	23.070	1'49.709	263.7	13:17'53.121

36 L. MERCADO (1'48.356)

Lap	Seg. 1	Seg. 2	Seg. 3	Seg. 4	Seg. 5	Lap Time	km/h	Local Time
1	8.242	16.618	34.146	28.859	22.814	1'50.679	219.2	13:12'21.056
2	7.689	15.395	33.912	28.886	22.723	1'48.605	267.0	13:14'09.661
3	7.675	15.323	33.783	28.823	22.752	1'48.356	269.0	13:15'58.017

15 A. DE ANGELIS (1'49.227)

Lap	Seg. 1	Seg. 2	Seg. 3	Seg. 4	Seg. 5	Lap Time	km/h	Local Time
1	8.851	17.370	35.395	29.642	23.336	1'54.594	226.1	13:12'24.971
2	7.654	15.654	34.280	29.370	22.949	1'49.907	263.1	13:14'14.878
3	7.771	15.575	34.277	29.297	23.046	1'49.966	266.3	13:16'04.844
4	7.792	15.339	34.103	28.952	23.041	1'49.227	268.3	13:17'54.071
5	7.820	15.535	34.036	29.193	22.978	1'49.562	261.8	13:19'43.633
6	7.769	15.342	34.119	29.169	23.010	1'49.409	268.3	13:21'33.042
7	7.779	15.457	33.966	29.181	23.031	1'49.414	267.6	13:23'22.456
8	7.752	15.379	34.285	29.307	23.174	1'49.897	265.0	13:25'12.353
9	7.785	15.493	34.305	29.131	23.206	1'49.920	254.4	13:27'02.273
10	7.730	15.563	34.163	29.287	23.368	1'50.111	260.5	13:28'52.384
11	7.932	15.588	34.172	29.170	22.918	1'49.780	261.8	13:30'42.164
12	7.811	15.389	34.056	29.134	23.051	1'49.441	270.3	13:32'31.605

32 L. SAVADORI (1'49.576)

Lap	Seg. 1	Seg. 2	Seg. 3	Seg. 4	Seg. 5	Lap Time	km/h	Local Time
1	8.572	17.055	34.944	29.152	23.073	1'52.796	221.5	13:12'23.173
2	7.712	15.524	34.236	29.107	23.088	1'49.667	261.2	13:14'12.840
3	7.755	15.565	34.293	29.217	23.009	1'49.839	261.8	13:16'02.679
4	7.770	15.483	34.311	29.143	22.900	1'49.607	258.0	13:17'52.286
5	7.727	15.475	34.292	29.174	22.908	1'49.576	267.6	13:19'41.862
6	7.773	15.476	34.291	29.238	22.911	1'49.689	267.6	13:21'31.551
7	7.768	15.578	34.206	29.254	23.321	1'50.127	272.4	13:23'21.678
8	7.806	15.544	34.511	29.239	23.161	1'50.261	270.3	13:25'11.939
9	7.739	15.456	34.360	29.183	23.157	1'49.895	267.6	13:27'01.834
10	7.733	15.559	34.411	29.235	23.466	1'50.404	263.7	13:28'52.238
11	7.764	15.589	34.324	29.144	23.282	1'50.103	262.4	13:30'42.341
12	7.836	15.581	34.428	29.326	22.875	1'50.046	253.8	13:32'32.387

88 R. KRUMMENACHER (1'49.518)

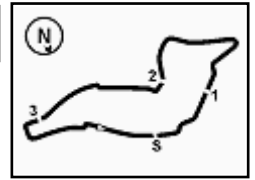
Lap	Seg. 1	Seg. 2	Seg. 3	Seg. 4	Seg. 5	Lap Time	km/h	Local Time
1	8.746	17.240	35.460	29.486	23.263	1'54.195	223.3	13:12'24.572
2	7.761	15.645	34.432	29.229	23.446	1'50.513	252.0	13:14'15.085
3	7.817	15.705	34.543	29.532	23.011	1'50.608	255.0	13:16'05.693
4	7.855	15.652	34.209	29.043	23.155	1'49.914	258.0	13:17'55.607
5	7.831	15.556	34.282	29.247	23.140	1'50.056	267.0	13:19'45.663
6	7.832	15.664	34.439	29.104	23.234	1'50.273	270.3	13:21'35.936
7	7.849	15.543	34.123	28.982	23.224	1'49.721	263.7	13:23'25.657
8	7.923	15.553	34.322	28.962	22.984	1'49.744	264.4	13:25'15.401
9	7.797	15.681	34.227	29.643	23.043	1'50.391	261.8	13:27'05.792
10	7.888	15.569	34.321	28.991	23.018	1'49.787	268.3	13:28'55.579
11	7.826	15.513	34.202	28.905	23.072	1'49.518	265.0	13:30'45.097
12	7.896	15.601	34.228	28.979	23.036	1'49.740	266.3	13:32'34.837

35 R. DE ROSA (1'49.621)

Lap	Seg. 1	Seg. 2	Seg. 3	Seg. 4	Seg. 5	Lap Time	km/h	Local Time
1	8.882	17.350	35.104	29.328	23.246	1'53.910	214.9	13:12'24.287
2	7.722	15.708	34.312	29.083	23.076	1'49.901	262.4	13:14'14.188
3	7.616	15.955	34.613	30.475	23.221	1'51.880	261.2	13:16'06.068
4	7.701	15.546	34.402	29.306	23.024	1'49.979	259.3	13:17'56.047
5	7.618	15.629	34.285	29.231	23.161	1'49.924	264.4	13:19'45.971
6	7.654	15.657	34.569	29.138	23.202	1'50.220	265.0	13:21'36.191
7	7.708	15.613	34.221	29.106	23.135	1'49.783	256.8	13:23'25.974
8	7.689	15.624	34.480	29.142	23.050	1'49.985	259.3	13:25'15.959
9	7.666	15.485	34.278	29.594	23.085	1'50.108	271.7	13:27'06.067
10	7.736	15.618	34.485	29.095	23.002	1'49.936	254.4	13:28'56.003
11	7.634	15.497	34.383	29.084	23.023	1'49.621	268.3	13:30'45.624
12	7.614	15.537	34.323	29.144	23.066	1'49.684	271.0	13:32'35.308

86 A. BADOVINI (1'49.786)

Lap	Seg. 1	Seg. 2	Seg. 3	Seg. 4	Seg. 5	Lap Time	km/h	Local Time
1	8.764	17.288	35.154	29.242	23.064	1'53.512	227.1	13:12'23.889
2	7.899	15.733	34.192	29.222	22.887	1'49.933	255.6	13:14'

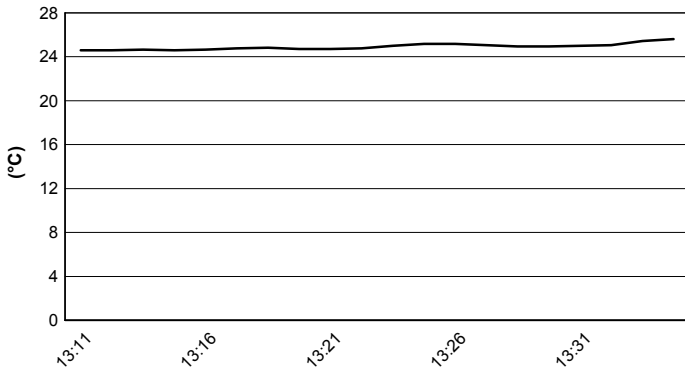


Imola Circuit 4.936 m

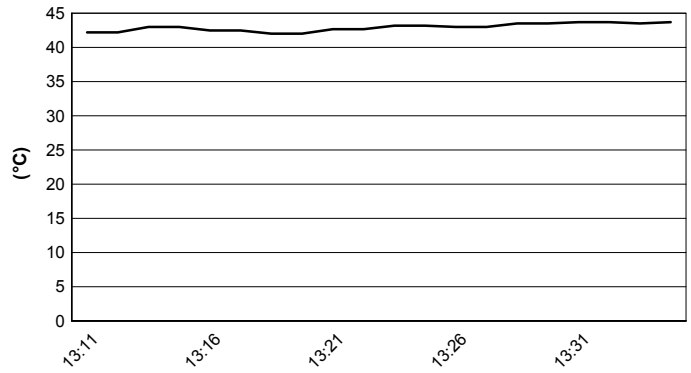
Italian Round, 12-13-14 May 2017 World Superbike - Weather Report Race 1

Session started 13:10 Session ended 13:37

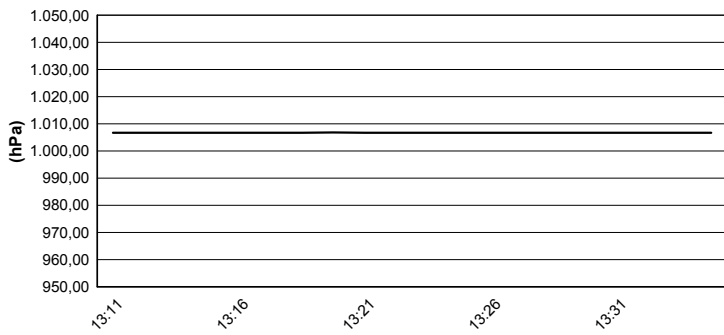
Air Temperature



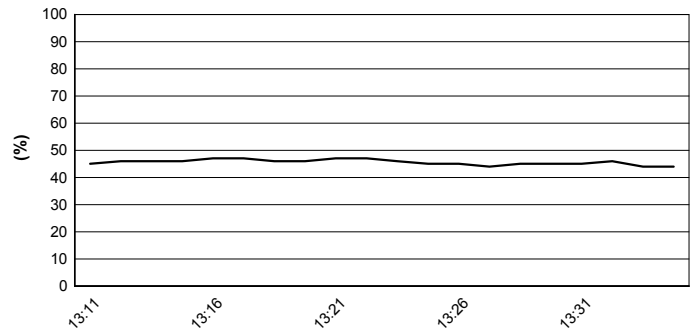
Track Temperature



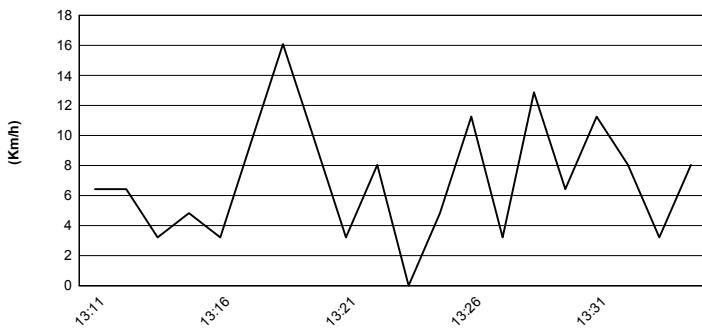
Air Pressure



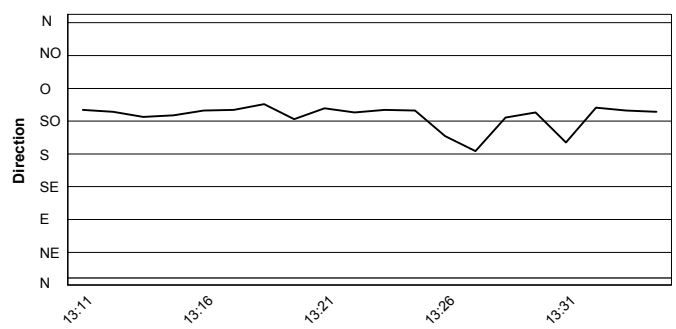
Humidity



Wind Speed

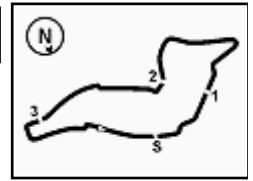


Wind Direction



13/05/2017

These data/results cannot be reproduced, stored and/or transmitted in whole or in part by any manner of electronic, mechanical, photocopying, recording, broadcasting or otherwise now known or herein after developed without the previous express consent by the copyright owner, except for reproduction in daily press and regular printed publications on sale to the public within 60 days of the event related to those data/results and always provided that copyright symbol appears together as follows below.
© DORNA WSBK ORGANIZATION Srl 2017



Imola Circuit 4.936 m

Italian Round, 12-13-14 May 2017

World Superbike - Championship Standings

Points	Points From First	Points From Previous	February 26		March 12		April 2		April 30		May 14		May 28		June 18		July 9		August 20		September 17		October 1		October 22		November 4	
			PHILLIP ISLAND	BURIRAM	ARAGÓN	ASSEN	IMOLA	DONINGTON PARK	MISANO	LAGUNA SECA	LAUSITZRING	PORTIMÃO	MAGNY COURS	JEREZ	LOSAIL													
1 REA Jonathan (GBR)	215		25 25	25 25	25 20	25 25	20	25 25	20																			
2 SYKES Tom (GBR)	144 71		16 10	16 20	16 13	20 20	13	16 10	13																			
3 DAVIES Chaz (GBR)	136 79 8		20 20	20 10	0 25	0 16	25	20 20	13																			
4 MELANDRI Marco (ITA)	113 102 23		0 16	13 16	20 16	16 0	16	16 10	13																			
5 LOWES Alex (GBR)	84 131 29		13 13	10 13	13 3	0 11	8	13 13	13																			
6 VAN DER MARK Michael (NED)	71 144 13		7 9	11 0	11 11	0 13	9	7 9	11																			
7 FORÉS Xavi (ESP)	71 144 0		10 11	5 8	0 10	13 3	11	10 11	13																			
8 CAMIER Leon (GBR)	64 151 7		11 8	8 0	5 6	6 10	10	11 8	8																			
9 TORRES Jordi (ESP)	57 158 7		9 0	9 11	10 9	0 9	0	9 11	9																			
10 LAVERTY Eugene (IRL)	46 169 11		8 6	0 1	8 7	8 8	0	8 6	10																			
11 BRADL Stefan (GER)	41 174 5		1 1	6 0	7 4	10 6	6	15 18	17																			
12 RAMOS Román (ESP)	39 176 2		3 2	1 7	0 5	9 5	7	13 15	17																			
13 HAYDEN Nicky (USA)	36 179 3		5 0	7 9	6 0	2 7	0	11 15	10																			
14 MERCADO Leandro (ARG)	28 187 8		0 0	0 0	9 8	7 4	0	0 0	11																			
15 SAVADORI Lorenzo (ITA)	25 190 3		0 7	3 0	0 0	11 0	4	11 12	15																			
16 KRUMMENACHER Randy (SUI)	24 191 1		6 0	4 0	2 2	5 2	3	10 14	12																			
17 DE ANGELIS Alex (RSM)	23 192 1		2 5	0 5	1 0	4 1	5	14 11	16																			
18 REITERBERGER Markus (GER)	19 196 4		4 3	2 6	4 0	0 0	0	12 11	14																			
19 DE ROSA Raffaele (ITA)	5 210 14		0 0	0 0	0 0	3 0	2	0 0	0																			
20 RUSSO Riccardo (ITA)	4 211 1		0 0	0 4	0 0	0 0	0	0 0	0																			
21 BROOKES Joshua (AUS)	4 211 0		0 4	0 0	0 0	0 0	0	0 17	18																			
22 SIMON Julian (ESP)	4 211 0		0 0	0 0	3 1	0 0	0	0 0	0																			
23 BADOVINI Ayrton (ITA)	4 211 0		0 0	0 2	0 0	1 0	1	0 0	0																			
24 JEZEK Ondrej (CZE)	3 212 1		0 0	0 3	0 0	0 0	0	0 0	0																			

13/05/2017

First Line: Championship Standings - Second Line: Ranking Progression

These data/results cannot be reproduced, stored and/or transmitted in whole or in part by any manner of electronic, mechanical, photocopying, recording, broadcasting or otherwise now known or herein after developed without the previous express consent by the copyright owner, except for reproduction in daily press and regular printed publications on sale to the public within 60 days of the event related to those data/results and always provided that copyright symbol appears together as follows below.

© DORNA WSBK ORGANIZATION Srl 2017

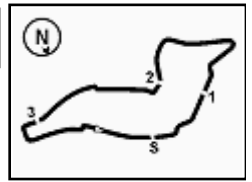
FIGR PERUGIA TIMING



Official Tyre Supplier



Official Timekeeper



Italian Round, 12-13-14 May 2017 World Superbike - Manufacturers Standings

Imola Circuit 4.936 m

Points	Points From First	Points From Previous	February 26 PHILLIP ISLAND		March 12 BURIRAM		April 2 ARAGÓN		April 30 ASSEN		May 14 IMOLA		May 28 DONINGTON PARK		June 18 MISANO		July 9 LAGUNA SECA		August 20 LAUSITZRING		September 17 PORTIMÃO		October 1 MAGNY COURS		October 22 JEREZ		November 4 LOSAIL		
			1	2	1	2	1	2	1	2	1	2	1	2	1	2	1	2	1	2	1	2	1	2	1	2	1	2	1
1	KAWASAKI	215	25	25	25	25	25	20	25	25	20																		
			1	1	1	1	1	1	1	1	1																		
2	DUCATI	178	37	20	20	20	16	20	25	16	16	25																	
			2	2	2	2	2	2	2	2	2	2																	
3	YAMAHA	96	119	82	13	13	11	13	13	11	13	9																	
			3	3	3	3	3	3	3	3	3	3																	
4	BMW	65	150	31	9	3	9	11	10	9	3	9	2																
			5	6	5	4	5	4	4	4	4	4	4																
5	MV AGUSTA	64	151	1	11	8	8	5	6	6	10	10																	
			4	4	4	5	5	5	5	6	6	5																	
6	APRILIA	59	156	5	8	7	3	1	9	8	11	8	4																
			6	5	6	7	6	7	7	6	5	5	6																
7	HONDA	56	159	3	5	1	7	9	7	4	10	7	6																
			7	7	7	6	6	7	6	7	7	7	7																

13/05/2017

First Line: Championship Standings - Second Line: Ranking Progression

These data/results cannot be reproduced, stored and/or transmitted in whole or in part by any manner of electronic, mechanical, photocopying, recording, broadcasting or otherwise now known or herein after developed without the previous express consent by the copyright owner, except for reproduction in daily press and regular printed publications on sale to the public within 60 days of the event related to those data/results and always provided that copyright symbol appears together as follows below.

© DORNA WSBK ORGANIZATION Srl 2017

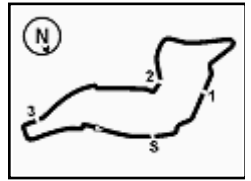
FKR PERUGIA TIMING



Official Tyre Supplier



Official Timekeeper



Imola Circuit 4.936 m

Italian Round, 12-13-14 May 2017 World Superbike - Pirelli Best Lap Award

Points	Points From First	Points From Previous	Fastest Laps														
			February 26 PHILLIP ISLAND	March 12 BURIRAM	April 2 ARAGÓN	April 30 ASSEN	May 14 IMOLA	May 28 DONINGTON PARK	June 18 MISANO	July 9 LAGUNA SECA	August 20 LAUSITZRING	September 17 PORTIMÃO	October 1 MAGNY COURS	October 22 JEREZ	November 4 LOSAIL		
1 REA Jonathan (GBR)	5		1	1	1	1	1										
2 DAVIES Chaz (GBR)	2 3				1	1											
3 MELANDRI Marco (ITA)	2 3 0		1	1													

13/05/2017

These data/results cannot be reproduced, stored and/or transmitted in whole or in part by any manner of electronic, mechanical, photocopying, recording, broadcasting or otherwise now known or herein after developed without the previous express consent by the copyright owner, except for reproduction in daily press and regular printed publications on sale to the public within 60 days of the event related to those data/results and always provided that copyright symbol appears together as follows below.

© DORNA WSBK ORGANIZATION Srl 2017

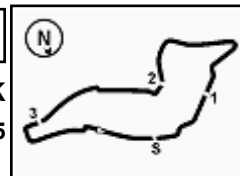
FKR PERUGIA TIMING



Official Tyre Supplier



Official Timekeeper



Imola Circuit 4.936 m

Italian Round, 12-13-14 May 2017

World Superbike - Best Laps & Speeds

1 / 2

No.	Rider		Best Lap		FP1		FP2		FP3		SP1		SP2		RC1	
	Nat	Bike	laps	speed	laps	speed	laps	speed	laps	speed	laps	speed	laps	speed	laps	speed
1	7	C. DAVIES	78	283,0	22	280,1	23	282,3	14	282,3			7	283,0	12	282,3
		GBR Ducati Panigale R														
2	66	T. SYKES	75	284,5	22	284,5	21	280,1	14	280,8			6	282,3	12	276,5
		GBR Kawasaki ZX-10RR														
3	1	J. REA	77	280,1	21	277,9	23	280,1	15	279,4			6	279,4	12	280,1
		GBR Kawasaki ZX-10RR														
4	2	L. CAMIER	66	276,5	19	273,7	14	273,7	14	275,1			7	276,5	12	275,8
		GBR MV Agusta 1000 F4														
5	33	M. MELANDRI	75	283,0	22	281,6	23	280,1	11	279,4			7	283,0	12	279,4
		ITA Ducati Panigale R														
6	50	E. LAVERTY	63	279,4	20	273,0	14	273,0	11	274,4			6	279,4	12	275,8
		IRL Aprilia RSV4 RF														
7	12	X. FORÉS	56	277,9	15	277,9	13	277,2	9	275,8			7	277,9	12	277,2
		ESP Ducati Panigale R														
8	36	L. MERCADO	64	275,1	22	275,1	24	273,7	8	273,0			7	274,4	3	268,9
		ARG Aprilia RSV4 RF														
9	60	M. VAN DER MARK	75	277,2	22	273,7	25	274,4	9	271,0			7	277,2	12	273,0
		NED Yamaha YZF R1														
10	32	L. SAVADORI	69	275,1	20	273,7	16	271,0	11	271,6	5	273,7	5	275,1	12	272,3
		ITA Aprilia RSV4 RF														
11	22	A. LOWES	71	277,2	18	276,5	22	277,2	12	272,3			7	274,4	12	266,3
		GBR Yamaha YZF R1														
12	81	J. TORRES	45	277,2	22	273,7	23	277,2								
		ESP BMW S 1000 RR														
13	6	S. BRADL	77	275,1	22	275,1	22	272,3	8	273,7	6	272,3	7	275,1	12	273,7
		GER Honda CBR1000RR														
14	69	N. HAYDEN	53	273,0	21	273,0	20	270,3	2	266,9	6	266,9			4	264,3
		USA Honda CBR1000RR														
15	40	R. RAMOS	81	275,1	25	271,6	24	272,3	14	274,4	6	275,1			12	273,7
		ESP Kawasaki ZX-10RR														
16	88	R. KRUMMENACHER	79	270,3	24	269,6	24	268,3	12	266,3	7	268,9			12	270,3
		SUI Kawasaki ZX-10RR														
17	35	R. DE ROSA	51	274,4	18	274,4	4	270,3	13	271,0	4	267,6			12	271,6
		ITA BMW S 1000 RR														
18	86	A. BADOVINI	59	267,6	14	263,0	17	265,0	10	266,9	6	267,6			12	265,0
		ITA Kawasaki ZX-10RR														
19	15	A. DE ANGELIS	64	271,0	19	271,0	19	268,9	10	269,6	4	271,0			12	270,3
		RSM Kawasaki ZX-10RR														
20	84	R. RUSSO	60	265,0	20	262,4	20	262,4	9	261,1	5	263,0			6	265,0
		ITA Yamaha YZF R1														

13/05/2017

These data/results cannot be reproduced, stored and/or transmitted in whole or in part by any manner of electronic, mechanical, photocopying, recording, broadcasting or otherwise now known or herein after developed without the previous express consent by the copyright owner, except for reproduction in daily press and regular printed publications on sale to the public within 60 days of the event related to those data/results and always provided that copyright symbol appears together as follows below.

© DORNA WSBK ORGANIZATION Srl 2017

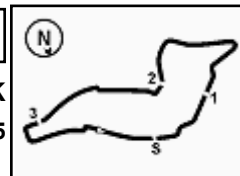
FICR PERUGIA TIMING



Official Tyre Supplier



Official Timekeeper



Imola Circuit 4.936 m

Italian Round, 12-13-14 May 2017 World Superbike - Best Laps & Speeds

2 / 2

No.	Rider		Best Lap		FP1		FP2		FP3		SP1		SP2		RC1	
	Nat	Bike	laps	speed	laps	speed	laps	speed	laps	speed	laps	speed	laps	speed	laps	speed
21	37	O. JEZEK	1'49.960		1'50.617		1'50.016		1'49.960		1'50.597				1'50.443	
		CZE Kawasaki ZX-10RR	64	268,9	19	268,9	21	267,6	8	266,9	4	266,9			12	268,9

13/05/2017

These data/results cannot be reproduced, stored and/or transmitted in whole or in part by any manner of electronic, mechanical, photocopying, recording, broadcasting or otherwise now known or herein after developed without the previous express consent by the copyright owner, except for reproduction in daily press and regular printed publications on sale to the public within 60 days of the event related to those data/results and always provided that copyright symbol appears together as follows below.

© DORNA WSBK ORGANIZATION Srl 2017

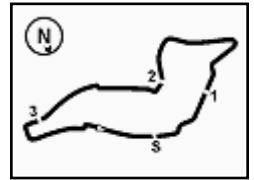
FKR PERUGIA TIMING



Official Tyre Supplier



Official Timekeeper



Imola Circuit 4.936 m

Italian Round, 12-13-14 May 2017

World Superbike - Provisional Starting Grid - Race 2

19 Laps x 4,936 km = 93,784 km

1	66 SYKES T. Kawasaki	2	12 FORÉS X. Ducati	3	2 CAMIER L. MV Agusta
2	60 VAN DER MARK M. Yamaha	5	22 LOWES A. Yamaha	6	40 RAMOS R. Kawasaki
3	33 MELANDRI M. Ducati	8	1 REA J. Kawasaki	9	7 DAVIES C. Ducati
4	50 LAVERTY E. Aprilia	11	36 MERCADO L. Aprilia	12	32 SAVADORI L. Aprilia
5	6 BRADL S. Honda	14	69 HAYDEN N. Honda	15	88 KRUMMENACHER R. Kawasaki
6	35 DE ROSA R. BMW	17	86 BADOVINI A. Kawasaki	18	15 DE ANGELIS A. Kawasaki
7	84 RUSSO R. Yamaha	20	37 JEZEK O. Kawasaki	21	81 TORRES J. BMW

13/05/2017 Jury President

..... Race Director

These data/results cannot be reproduced, stored and/or transmitted in whole or in part by any manner of electronic, mechanical, photocopying, recording, broadcasting or otherwise now known or herein after developed without the previous express consent by the copyright owner, except for reproduction in daily press and regular printed publications on sale to the public within 60 days of the event related to those data/results and always provided that copyright symbol appears together as follows below.

© DORNA WSBK ORGANIZATION Srl 2017

