

Italian Round, 12-13-14 May 2017

World Superbike - Results Race 2 - Red Flag

Laps 1 = 4,936 Km - Time Of Race 1'47.975 - Avg. 164,571 km/h

Imola Circuit 4.936 m

1 / 2

Pos	Race Grid	No. Rider	Nat	Team	Bike	LL	Gap	Fastest Lap	Speed	Qualifying		Ranking		
										Time	Speed	R1	R2	Tot
1	2	66 T. SYKES	GBR	Kawasaki Racing Team	Kawasaki ZX-10RR	1			280,9	1'45.694	282,3		144	2
2	7	12 X. FORÉS	ESP	BARNI Racing Team	Ducati Panigale R	1	0.669		269,6	1'46.915	278,0		71	7
3	5	33 M. MELANDRI	ITA	Aruba.it Racing - Ducati	Ducati Panigale R	1	0.965		263,1	1'46.610	283,1		113	4
4	3	1 J. REA	GBR	Kawasaki Racing Team	Kawasaki ZX-10RR	1	1.088		271,0	1'45.986	279,4		215	1
5	4	2 L. CAMIER	GBR	MV Agusta Reparto Corse	MV Agusta 1000 F4	1	1.943		271,7	1'46.434	276,6		64	8
6	9	60 M. VAN DER MARK	NED	Pata Yamaha Official WorldSBK Team	Yamaha YZF R1	1	2.331		267,0	1'47.685	277,3		71	6
7	11	22 A. LOWES	GBR	Pata Yamaha Official WorldSBK Team	Yamaha YZF R1	1	2.674		258,0	1'47.888	274,4		84	5
8	14	40 R. RAMOS	ESP	Team Kawasaki Go Eleven	Kawasaki ZX-10RR	1	2.974		261,8	1'48.734	275,1		39	12
9	1	7 C. DAVIES	GBR	Aruba.it Racing - Ducati	Ducati Panigale R	1	3.125		272,4	1'45.662	283,1		136	3
10	6	50 E. LAVERTY	IRL	Milwaukee Aprilia	Aprilia RSV4 RF	1	3.657		272,4	1'46.617	279,4		46	10
11	13	69 N. HAYDEN	USA	Red Bull Honda World Superbike Team	Honda CBR1000RR	1	3.927		265,0	1'48.698	267,0		36	13
12	8	36 L. MERCADO	ARG	IODARacing	Aprilia RSV4 RF	1	4.172		224,2	1'47.516	274,4		28	14
13	18	15 A. DE ANGELIS	RSM	Pedercini Racing SC-Project	Kawasaki ZX-10RR	1	4.697		236,5	1'49.111	271,0		23	17
14	15	88 R. KRUMMENACHER	SUI	Kawasaki Puccetti Racing	Kawasaki ZX-10RR	1	5.091		229,5	1'48.958	269,0		24	16
15	12	6 S. BRADL	GER	Red Bull Honda World Superbike Team	Honda CBR1000RR	1	5.353		227,1	1'48.518	275,1		41	11
16	21	81 J. TORRES	ESP	Althea BMW Racing Team	BMW S 1000 RR	1	9.966		222,8				57	9
17	16	35 R. DE ROSA	ITA	Althea BMW Racing Team	BMW S 1000 RR	1	10.629		224,7	1'48.988	267,6		5	19
18	19	84 R. RUSSO	ITA	Guandalini Racing	Yamaha YZF R1	1	11.274		219,2	1'49.519	263,1		4	20
19	10	32 L. SAVADORI	ITA	Milwaukee Aprilia	Aprilia RSV4 RF	0			218,3	1'47.854	275,1		25	15
20	20	37 O. JEZEK	CZE	Grillini Racing Team	Kawasaki ZX-10RR	0			223,8	1'50.597	267,0		3	24
21	17	86 A. BADOVINI	ITA	Grillini Racing Team	Kawasaki ZX-10RR	0			221,0	1'49.007	267,6		4	23

AIR	Humidity:	47%	Temp:	27°C
TRACK	Condition:	Dry	Temp:	44°C

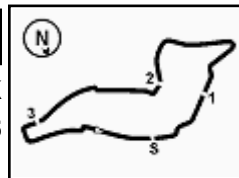
Records	Pole	(SP2) 2016	C.Davies	1'45.598	168,28 Km/h
	Race	(RC1) 2017	C.Davies	1'46.393	167,02 Km/h
	Circuit	(SP2) 2016	C.Davies	1'45.598	168,28 Km/h
	Race Fastest lap (New Record)				

LAP LEADERS					
No.	Rider	From	To	Laps	Total
66	T. SYKES	1	1	1	0

Start 14/05/2017 13:00 End 13:03 The results are provisional until the end of the time limit for protests and appeals and the completion of the technical checks.

These data/results cannot be reproduced, stored and/or transmitted in whole or in part by any manner of electronic, mechanical, photocopying, recording, broadcasting or otherwise now known or herein after developed without the previous express consent by the copyright owner, except for reproduction in daily press and regular printed publications on sale to the public within 60 days of the event related to those data/results and always provided that copyright symbol appears together as follows below.

© DORNA WSBK ORGANIZATION Srl 2017



Italian Round, 12-13-14 May 2017 World Superbike - Results Race 2 - Red Flag

Race Highlights

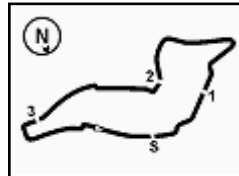
12.57.43		Warm-up Lap Start
13.00		Start
13.01.39		No Jump Start
13.02.19		RED FLAG
13.02.49	86 Badovini	Crashed - Turn 16
13.03.03		End Of Session

Start End The results are provisional until the end of the time limit for protests and appeals
14/05/2017 13:00 13:03 and the completion of the technical checks.

These data/results cannot be reproduced, stored and/or transmitted in whole or in part by any manner of electronic, mechanical, photocopying, recording, broadcasting or otherwise now known or herein after developed without the previous express consent by the copyright owner, except for reproduction in daily press and regular printed publications on sale to the public within 60 days of the event related to those data/results and always provided that copyright symbol appears together as follows below.

© DORNA WSBK ORGANIZATION Srl 2017





Imola Circuit 4.936 m

1 / 2

Italian Round, 12-13-14 May 2017
World Superbike - Lap Chart Race 2 - Red Flag

Lap
1
2
3
4
5
6
7
8
9
10
11
12
13
14
15
16
17
18

Final Result		
1	66 T. SYKES	Laps 1
2	12 X. FORÉS	0.669
3	33 M. MELANDRI	0.965
4	1 J. REA	1.088
5	2 L. CAMIER	1.943
6	60 M. VAN DER MARK	2.331
7	22 A. LOWES	2.674
8	40 R. RAMOS	2.974
9	7 C. DAVIES	3.125
10	50 E. LAVERTY	3.657
11	69 N. HAYDEN	3.927
12	36 L. MERCADO	4.172
13	15 A. DE ANGELIS	4.697
14	88 R. KRUMMENACHER	5.091
15	6 S. BRADL	5.353
16	81 J. TORRES	9.966
17	35 R. DE ROSA	10.629
18	84 R. RUSSO	11.274
19	86 A. BADOVINI	
20	37 O. JEZEK	
21	32 L. SAVADORI	

14/05/2017

These data/results cannot be reproduced, stored and/or transmitted in whole or in part by any manner of electronic, mechanical, photocopying, recording, broadcasting or otherwise now known or herein after developed without the previous express consent by the copyright owner, except for reproduction in daily press and regular printed publications on sale to the public within 60 days of the event related to those data/results and always provided that copyright symbol appears together as follows below.

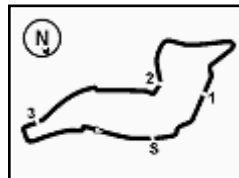
© DORNA WSBK ORGANIZATION Srl 2017

FICR PERUGIA TIMING


Official Tyre Supplier



Official Timekeeper



Imola Circuit 4.936 m

2 / 2

Italian Round, 12-13-14 May 2017**World Superbike - Lap Chart Race 2 - Red Flag****Lap 1**

1	66 T.Sykes (GBR)	
2	12 X.Forés (ESP)	0.669
3	33 M.Melandri (ITA)	0.965
4	1 J.Rea (GBR)	1.088
5	2 L.Camier (GBR)	1.943
6	60 M.van der Mark (NED)	2.331
7	22 A.Lowes (GBR)	2.674
8	40 R.Ramos (ESP)	2.974
9	7 C.Davies (GBR)	3.125
10	50 E.Laverty (IRL)	3.657
11	69 N.Hayden (USA)	3.927
12	36 L.Mercado (ARG)	4.172
13	15 A.De Angelis (RSM)	4.697
14	88 R.Krummenacher (SU)	5.091
15	6 S.Bradl (GER)	5.353
16	81 J.Torres (ESP)	9.966
17	35 R.De Rosa (ITA)	10.629
18	84 R.Russo (ITA)	11.274

14/05/2017

These data/results cannot be reproduced, stored and/or transmitted in whole or in part by any manner of electronic, mechanical, photocopying, recording, broadcasting or otherwise now known or herein after developed without the previous express consent by the copyright owner, except for reproduction in daily press and regular printed publications on sale to the public within 60 days of the event related to those data/results and always provided that copyright symbol appears together as follows below.

© DORNA WSBK ORGANIZATION Srl 2017

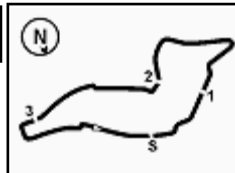
FICR PERUGIA TIMING



Official Tyre Supplier



Official Timekeeper



Imola Circuit 4.936 m

Italian Round, 12-13-14 May 2017 World Superbike - Best Sector & Speed Race 2 - Red Flag

RESULTS

Pos	Rider	Team	Laps	Time
1	66 T. SYKES	Kawasaki ZX-10RR	Laps 1	
2	12 X. FORÉS	Ducati Panigale R	0.669	
3	33 M. MELANDRI	Ducati Panigale R	0.965	
4	1 J. REA	Kawasaki ZX-10RR	1.088	
5	2 L. CAMIER	MV Agusta 1000 F4	1.943	
6	60 M. VAN DER MARK	Yamaha YZF R1	2.331	
7	22 A. LOWES	Yamaha YZF R1	2.674	
8	40 R. RAMOS	Kawasaki ZX-10RR	2.974	
9	7 C. DAVIES	Ducati Panigale R	3.125	
10	50 E. LAVERTY	Aprilia RSV4 RF	3.657	
11	69 N. HAYDEN	Honda CBR1000RR	3.927	
12	36 L. MERCADO	Aprilia RSV4 RF	4.172	
13	15 A. DE ANGELIS	Kawasaki ZX-10RR	4.697	
14	88 R. KRUMMENACHER	Kawasaki ZX-10RR	5.091	
15	6 S. BRADL	Honda CBR1000RR	5.353	
16	81 J. TORRES	BMW S 1000 RR	9.966	
17	35 R. DE ROSA	BMW S 1000 RR	10.629	
18	84 R. RUSSO	Yamaha YZF R1	11.274	
19	86 A. BADOVINI	Kawasaki ZX-10RR		
20	37 O. JEZEK	Kawasaki ZX-10RR		
21	32 L. SAVADORI	Aprilia RSV4 RF		

SPEED

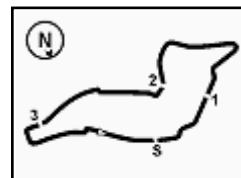
Pos	Rider	Team	Speed
1	66 T. SYKES	Kawasaki ZX-10RR	280.9
2	7 C. DAVIES	Ducati Panigale R	272.4
3	50 E. LAVERTY	Aprilia RSV4 RF	272.4
4	2 L. CAMIER	MV Agusta 1000 F4	271.7
5	1 J. REA	Kawasaki ZX-10RR	271.0
6	12 X. FORÉS	Ducati Panigale R	269.6
7	60 M. VAN DER MARK	Yamaha YZF R1	267.0
8	69 N. HAYDEN	Honda CBR1000RR	265.0
9	33 M. MELANDRI	Ducati Panigale R	263.1
10	40 R. RAMOS	Kawasaki ZX-10RR	261.8
11	22 A. LOWES	Yamaha YZF R1	258.0
12	15 A. DE ANGELIS	Kawasaki ZX-10RR	236.5
13	88 R. KRUMMENACHER	Kawasaki ZX-10RR	229.5
14	6 S. BRADL	Honda CBR1000RR	227.1
15	35 R. DE ROSA	BMW S 1000 RR	224.7
16	36 L. MERCADO	Aprilia RSV4 RF	224.2
17	37 O. JEZEK	Kawasaki ZX-10RR	223.8
18	81 J. TORRES	BMW S 1000 RR	222.8
19	86 A. BADOVINI	Kawasaki ZX-10RR	221.0
20	84 R. RUSSO	Yamaha YZF R1	219.2
21	32 L. SAVADORI	Aprilia RSV4 RF	218.3

SEG. 1		SEG. 2		SEG. 3		SEG. 4		SEG. 5		
1	1 J. REA	7.455	1 66 T. SYKES	15.502	1 66 T. SYKES	33.741	1 1 J. REA	28.553	1 66 T. SYKES	22.363
2	7 C. DAVIES	7.481	2 12 X. FORÉS	15.655	2 33 M. MELANDRI	33.792	2 66 T. SYKES	28.561	2 1 J. REA	22.444
3	33 M. MELANDRI	7.492	3 33 M. MELANDRI	15.832	3 1 J. REA	33.847	3 12 X. FORÉS	28.698	3 12 X. FORÉS	22.508
4	50 E. LAVERTY	7.557	4 2 L. CAMIER	16.011	4 12 X. FORÉS	33.859	4 33 M. MELANDRI	28.716	4 33 M. MELANDRI	22.544
5	66 T. SYKES	7.568	5 1 J. REA	16.052	5 2 L. CAMIER	33.864	5 7 C. DAVIES	28.766	5 7 C. DAVIES	22.655
6	2 L. CAMIER	7.581	6 60 M. VAN DER MAR	16.398	6 60 M. VAN DER MAR	34.112	6 60 M. VAN DER MAR	28.906	6 22 A. LOWES	22.664
7	12 X. FORÉS	7.613	7 40 R. RAMOS	16.555	7 22 A. LOWES	34.147	7 40 R. RAMOS	28.908	7 50 E. LAVERTY	22.759
8	22 A. LOWES	7.619	8 69 N. HAYDEN	16.667	8 7 C. DAVIES	34.233	8 22 A. LOWES	28.913	8 40 R. RAMOS	22.795
9	40 R. RAMOS	7.619	9 22 A. LOWES	16.779	9 69 N. HAYDEN	34.453	9 2 L. CAMIER	28.923	9 60 M. VAN DER MAR	22.814
10	69 N. HAYDEN	7.650	10 50 E. LAVERTY	16.880	10 40 R. RAMOS	34.487	10 50 E. LAVERTY	28.973	10 36 L. MERCADO	22.854
11	60 M. VAN DER MAR	7.673	11 36 L. MERCADO	17.077	11 36 L. MERCADO	34.550	11 69 N. HAYDEN	29.018	11 2 L. CAMIER	23.070
12	6 S. BRADL	8.471	12 15 A. DE ANGELIS	17.209	12 15 A. DE ANGELIS	34.556	12 6 S. BRADL	29.116	12 15 A. DE ANGELIS	23.100
13	36 L. MERCADO	8.543	13 7 C. DAVIES	17.240	13 50 E. LAVERTY	34.757	13 36 L. MERCADO	29.123	13 88 R. KRUMMENAC	23.148
14	32 L. SAVADORI	8.596	14 88 R. KRUMMENAC	17.336	14 88 R. KRUMMENAC	34.803	14 88 R. KRUMMENAC	29.144	14 6 S. BRADL	23.185
15	15 A. DE ANGELIS	8.613	15 81 J. TORRES	17.462	15 6 S. BRADL	34.905	15 15 A. DE ANGELIS	29.194	15 69 N. HAYDEN	23.401
16	88 R. KRUMMENAC	8.635	16 86 A. BADOVINI	17.578	16 86 A. BADOVINI	34.935	16 81 J. TORRES	31.221	16 35 R. DE ROSA	24.272
17	86 A. BADOVINI	8.695	17 6 S. BRADL	17.651	17 81 J. TORRES	34.935	17 86 A. BADOVINI	32.050	17 84 R. RUSSO	24.778
18	35 R. DE ROSA	8.786	18 35 R. DE ROSA	17.746	18 32 L. SAVADORI	34.961	18 35 R. DE ROSA	32.664	18 81 J. TORRES	25.235
19	37 O. JEZEK	8.917	19 84 R. RUSSO	17.769	19 84 R. RUSSO	34.980	19 84 R. RUSSO	32.667		
20	84 R. RUSSO	9.055	20 32 L. SAVADORI	17.785	20 35 R. DE ROSA	35.136	20 37 O. JEZEK	33.044		
21	81 J. TORRES	9.088	21 37 O. JEZEK	17.886	21 37 O. JEZEK	35.301	21 32 L. SAVADORI	34.451		

14/05/2017

These data/results cannot be reproduced, stored and/or transmitted in whole or in part by any manner of electronic, mechanical, photocopying, recording, broadcasting or otherwise now known or herein after developed without the previous express consent by the copyright owner, except for reproduction in daily press and regular printed publications on sale to the public within 60 days of the event related to those data/results and always provided that copyright symbol appears together as follows below.

© DORNA WSBK ORGANIZATION Srl 2017



Imola Circuit 4.936 m

1 / 1

Italian Round, 12-13-14 May 2017 World Superbike - Best Sector & Speed Race 2 - Red Flag

Start at 13:00'22.117

66 T. SYKES (40'39.999)								
Lap	Seg. 1	Seg. 2	Seg. 3	Seg. 4	Seg. 5	Lap Time	km/h	Local Time
1	7.808	15.502	33.741	28.561	22.363	1'47.975	224.2	13:02'10.092

84 R. RUSSO (40'39.999)								
Lap	Seg. 1	Seg. 2	Seg. 3	Seg. 4	Seg. 5	Lap Time	km/h	Local Time
1	9.055	17.769	34.980	32.667	24.778	1'59.249	219.2	13:02'21.366

12 X. FORÉS (40'39.999)								
Lap	Seg. 1	Seg. 2	Seg. 3	Seg. 4	Seg. 5	Lap Time	km/h	Local Time
1	7.924	15.655	33.859	28.698	22.508	1'48.644	222.8	13:02'10.761

33 M. MELANDRI (40'39.999)								
Lap	Seg. 1	Seg. 2	Seg. 3	Seg. 4	Seg. 5	Lap Time	km/h	Local Time
1	8.056	15.832	33.792	28.716	22.544	1'48.940	228.5	13:02'11.057

1 J. REA (40'39.999)								
Lap	Seg. 1	Seg. 2	Seg. 3	Seg. 4	Seg. 5	Lap Time	km/h	Local Time
1	8.167	16.052	33.847	28.553	22.444	1'49.063	230.0	13:02'11.180

2 L. CAMIER (40'39.999)								
Lap	Seg. 1	Seg. 2	Seg. 3	Seg. 4	Seg. 5	Lap Time	km/h	Local Time
1	8.050	16.011	33.864	28.923	23.070	1'49.918	220.1	13:02'12.035

60 M. VAN DER MARK (40'39.999)								
Lap	Seg. 1	Seg. 2	Seg. 3	Seg. 4	Seg. 5	Lap Time	km/h	Local Time
1	8.076	16.398	34.112	28.906	22.814	1'50.306	219.7	13:02'12.423

22 A. LOWES (40'39.999)								
Lap	Seg. 1	Seg. 2	Seg. 3	Seg. 4	Seg. 5	Lap Time	km/h	Local Time
1	8.146	16.779	34.147	28.913	22.664	1'50.649	219.7	13:02'12.766

40 R. RAMOS (40'39.999)								
Lap	Seg. 1	Seg. 2	Seg. 3	Seg. 4	Seg. 5	Lap Time	km/h	Local Time
1	8.204	16.555	34.487	28.908	22.795	1'50.949	222.4	13:02'13.066

7 C. DAVIES (40'39.999)								
Lap	Seg. 1	Seg. 2	Seg. 3	Seg. 4	Seg. 5	Lap Time	km/h	Local Time
1	8.206	17.240	34.233	28.766	22.655	1'51.100	215.3	13:02'13.217

50 E. LAVERTY (40'39.999)								
Lap	Seg. 1	Seg. 2	Seg. 3	Seg. 4	Seg. 5	Lap Time	km/h	Local Time
1	8.263	16.880	34.757	28.973	22.759	1'51.632	229.5	13:02'13.749

69 N. HAYDEN (40'39.999)								
Lap	Seg. 1	Seg. 2	Seg. 3	Seg. 4	Seg. 5	Lap Time	km/h	Local Time
1	8.363	16.667	34.453	29.018	23.401	1'51.902	226.1	13:02'14.019

36 L. MERCADO (40'39.999)								
Lap	Seg. 1	Seg. 2	Seg. 3	Seg. 4	Seg. 5	Lap Time	km/h	Local Time
1	8.543	17.077	34.550	29.123	22.854	1'52.147	224.2	13:02'14.264

15 A. DE ANGELIS (40'39.999)								
Lap	Seg. 1	Seg. 2	Seg. 3	Seg. 4	Seg. 5	Lap Time	km/h	Local Time
1	8.613	17.209	34.556	29.194	23.100	1'52.672	236.5	13:02'14.789

88 R. KRUMMENACHER (40'39.999)								
Lap	Seg. 1	Seg. 2	Seg. 3	Seg. 4	Seg. 5	Lap Time	km/h	Local Time
1	8.635	17.336	34.803	29.144	23.148	1'53.066	229.5	13:02'15.183

6 S. BRADL (40'39.999)								
Lap	Seg. 1	Seg. 2	Seg. 3	Seg. 4	Seg. 5	Lap Time	km/h	Local Time
1	8.471	17.651	34.905	29.116	23.185	1'53.328	227.1	13:02'15.445

81 J. TORRES (40'39.999)								
Lap	Seg. 1	Seg. 2	Seg. 3	Seg. 4	Seg. 5	Lap Time	km/h	Local Time
1	9.088	17.462	34.935	31.221	25.235	1'57.941	222.8	13:02'20.058

35 R. DE ROSA (40'39.999)								
Lap	Seg. 1	Seg. 2	Seg. 3	Seg. 4	Seg. 5	Lap Time	km/h	Local Time
1	8.786	17.746	35.136	32.664	24.272	1'58.604	224.7	13:02'20.721

14/05/2017

P = Pits In/Out - C = Lap-Time Cancelled

These data/results cannot be reproduced, stored and/or transmitted in whole or in part by any manner of electronic, mechanical, photocopying, recording, broadcasting or otherwise now known or herein after developed without the previous express consent by the copyright owner, except for reproduction in daily press and regular printed publications on sale to the public within 60 days of the event related to those data/results and always provided that copyright symbol appears together as follows below.

© DORNA WSBK ORGANIZATION Srl 2017