

Imola Circuit 4.936 m

1 / 2

Italian Round, 12-13-14 May 2017

World Superbike - Results Race 2

Laps 18 = 88,848 Km - Time Of Race 32'12.361 - Avg. 165,524 km/h

Pos	Race	Grid	No. Rider	Nat	Team	Bike	LL	Gap	Fastest Lap	Speed	Qualifying		Ranking			
											Time	Speed	R1	R2	Tot	Pos
1	1	7	C. DAVIES	GBR	Aruba.it Racing - Ducati	Ducati Panigale R	18		1'46.720	280,9	1'45.662	283,1	25	25	161	2
2	3	1	J. REA	GBR	Kawasaki Racing Team	Kawasaki ZX-10RR	18	3.739	1'46.880	278,7	1'45.986	279,4	20	20	235	1
3	2	66	T. SYKES	GBR	Kawasaki Racing Team	Kawasaki ZX-10RR	18	4.342	1'47.226	279,4	1'45.694	282,3	13	16	160	3
4	7	12	X. FORÉS	ESP	BARNI Racing Team	Ducati Panigale R	18	14.441	1'47.727	275,1	1'46.915	278,0	11	13	84	6
5	5	33	M. MELANDRI	ITA	Aruba.it Racing - Ducati	Ducati Panigale R	18	14.596	1'47.574	273,7	1'46.610	283,1	16	11	124	4
6	11	22	A. LOWES	GBR	Pata Yamaha Official WorldSBK Team	Yamaha YZF R1	18	32.214	1'48.146	274,4	1'47.888	274,4	8	10	94	5
7	6	50	E. LAVERTY	IRL	Milwaukee Aprilia	Aprilia RSV4 RF	18	33.919	1'48.558	273,7	1'46.617	279,4		9	55	10
8	21	81	J. TORRES	ESP	Althea BMW Racing Team	BMW S 1000 RR	18	35.932	1'48.528	278,0				8	65	8
9	9	60	M. VAN DER MARK	NED	Pata Yamaha Official WorldSBK Team	Yamaha YZF R1	18	36.099	1'48.753	275,8	1'47.685	277,3	9	7	78	7
10	8	36	L. MERCADO	ARG	IODARacing	Aprilia RSV4 RF	18	37.621	1'48.822	273,7	1'47.516	274,4		6	34	14
11	14	40	R. RAMOS	ESP	Team Kawasaki Go Eleven	Kawasaki ZX-10RR	18	40.395	1'48.904	271,7	1'48.734	275,1	7	5	44	11
12	13	69	N. HAYDEN	USA	Red Bull Honda World Superbike Team	Honda CBR1000RR	18	43.738	1'48.918	269,0	1'48.698	267,0		4	40	13
13	10	32	L. SAVADORI	ITA	Milwaukee Aprilia	Aprilia RSV4 RF	18	48.589	1'49.134	271,7	1'47.854	275,1	4	3	28	15
14	12	6	S. BRADL	GER	Red Bull Honda World Superbike Team	Honda CBR1000RR	18	54.649	1'49.630	272,4	1'48.518	275,1	6	2	43	12
15	15	88	R. KRUMMENACHER	SUI	Kawasaki Puccetti Racing	Kawasaki ZX-10RR	18	54.916	1'49.278	269,6	1'48.958	269,0	3	1	25	16
16	16	35	R. DE ROSA	ITA	Althea BMW Racing Team	BMW S 1000 RR	18	56.434	1'49.225	271,7	1'48.988	267,6		2	5	19
17	20	37	O. JEZEK	CZE	Grillini Racing Team	Kawasaki ZX-10RR	18	1'15.311	1'49.905	270,3	1'50.597	267,0			3	24
-----Not Classified-----																
RET	19	84	R. RUSSO	ITA	Guandalini Racing	Yamaha YZF R1	9	9 Laps	1'50.019	259,9	1'49.519	263,1			4	20
RET	4	2	L. CAMIER	GBR	MV Agusta Reparto Corse	MV Agusta 1000 F4	2	16 Laps	1'47.650	271,0	1'46.434	276,6	10		64	9
RET	18	15	A. DE ANGELIS	RSM	Pedercini Racing SC-Project	Kawasaki ZX-10RR	2	16 Laps	1'49.316	265,0	1'49.111	271,0	5		23	17
RET	17	86	A. BADOVINI	ITA	Grillini Racing Team	Kawasaki ZX-10RR	0				1'49.007	267,6	1		4	23

AIR	Humidity:	47%	Temp:	27°C
TRACK	Condition:	Dry	Temp:	44°C

Records	Pole	(SP2) 2016	C.Davies	1'45.598	168,28 Km/h
	Race	(RC1) 2017	C.Davies	1'46.393	167,02 Km/h
	Circuit	(SP2) 2016	C.Davies	1'45.598	168,28 Km/h
	Race Fastest lap	Lap 6	C.Davies	1'46.720	166,51 Km/h

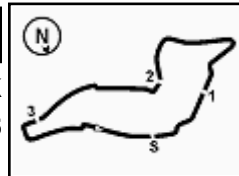
LAP LEADERS					
No.	Rider	From	To	Laps	Total
66	T. SYKES	1	6	6	6
7	C. DAVIES	7	18	12	12

TOTAL LEADER LAPS		
No.	Rider	Laps
1	J. REA	87
7	C. DAVIES	70
33	M. MELANDRI	10
66	T. SYKES	10
22	A. LOWES	5
12	X. FORÉS	4
50	E. LAVERTY	2

Start 14/05/2017 13:41 End 14:14 The results are provisional until the end of the time limit for protests and appeals and the completion of the technical checks.

These data/results cannot be reproduced, stored and/or transmitted in whole or in part by any manner of electronic, mechanical, photocopying, recording, broadcasting or otherwise now known or herein after developed without the previous express consent by the copyright owner, except for reproduction in daily press and regular printed publications on sale to the public within 60 days of the event related to those data/results and always provided that copyright symbol appears together as follows below.

© DORNA WSBK ORGANIZATION Srl 2017



Italian Round, 12-13-14 May 2017 World Superbike - Results Race 2

Race Highlights

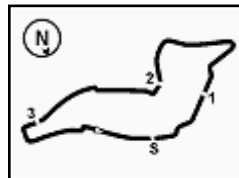
13.04.36		New Schedule TBA - Quick Restart Procedure - 18 Lap:
13.35.00		Pit Lane Opens for 1 Minute
13.36.10	86 Badovini	must start the race from the back of the grid
13.38.26		Warm-up Lap Start
13.41		Start
13.42.30		No Jump Start
13.43.17	86 Badovini	Out
13.45.48	2 Camier	Crashed - Turn 12
13.46.31	15 De Angelis	Crashed - Turn 19
13.46.40	2 Camier	Out
13.46.51	15 De Angelis	Out
13.50.41	88 Krummenacher	On the Gravel - Re-Joined - Turn 2
13.59.33	84 Russo	Entered Pits
14.00.21	84 Russo	Retired
14.03.26		WorldSSP Pit Lane Will Open at 14:35 - Quick Restart -
14.14.35		End Of Session

Start End The results are provisional until the end of the time limit for protests and appeals
14/05/2017 13:41 14:14 and the completion of the technical checks.

These data/results cannot be reproduced, stored and/or transmitted in whole or in part by any manner of electronic, mechanical, photocopying, recording, broadcasting or otherwise now known or herein after developed without the previous express consent by the copyright owner, except for reproduction in daily press and regular printed publications on sale to the public within 60 days of the event related to those data/results and always provided that copyright symbol appears together as follows below.

© DORNA WSBK ORGANIZATION Srl 2017





Imola Circuit 4.936 m

1 / 3
**Italian Round, 12-13-14 May 2017
World Superbike - Lap Chart Race 2**

		Lap																
	1	2	3	4	5	6	7	8	9	10	11	12	13	14	15	16	17	18
1	66	66	66	66	66	66	7	7	7	7	7	7	7	7	7	7	7	7
2	2	2	7	7	7	7	66	66	66	66	66	1	1	1	1	1	1	1
3	33	7	1	1	1	1	1	1	1	1	1	66	66	66	66	66	66	66
4	7	33	33	12	12	12	12	12	12	12	12	12	12	12	12	12	12	12
5	1	1	12	22	33	33	33	33	33	33	33	33	33	33	33	33	33	33
6	12	12	22	33	60	60	60	60	22	22	22	22	22	22	22	22	22	22
7	22	22	60	60	22	22	22	22	60	60	60	50	50	50	50	50	50	50
8	60	60	50	50	50	50	50	50	50	50	50	60	60	60	60	60	60	81
9	50	50	40	40	40	40	40	40	40	40	40	40	40	81	81	81	81	60
10	40	40	69	69	69	69	69	69	69	69	69	69	81	40	36	36	36	36
11	6	69	36	36	36	36	36	81	81	81	81	81	36	36	40	40	40	40
12	69	36	81	81	81	81	81	36	36	36	36	36	69	69	69	69	69	69
13	36	15	35	35	35	35	32	32	32	32	32	32	32	32	32	32	32	32
14	15	81	88	88	88	32	35	35	35	35	35	6	6	6	6	6	6	6
15	88	88	32	32	32	6	6	6	6	6	6	35	35	35	35	35	88	88
16	84	35	6	6	6	84	84	88	88	88	88	88	88	88	88	88	35	35
17	81	84	37	37	37	88	88	84	37	37	37	37	37	37	37	37	37	37
18	35	32	84	84	84	37	37	37	84									
19	32	6																
20	37	37																

Final Result		
1	7 C. DAVIES	Laps 18
2	1 J. REA	3.739
3	66 T. SYKES	4.342
4	12 X. FORÉS	14.441
5	33 M. MELANDRI	14.596
6	22 A. LOWES	32.214
7	50 E. LAVERTY	33.919
8	81 J. TORRES	35.932
9	60 M. VAN DER MARK	36.099
10	36 L. MERCADO	37.621
11	40 R. RAMOS	40.395
12	69 N. HAYDEN	43.738
13	32 L. SAVADORI	48.589
14	6 S. BRADL	54.649
15	88 R. KRUMMENACHER	54.916
16	35 R. DE ROSA	56.434
17	37 O. JEZEK	1'15.311
RET 84	R. RUSSO	9 Laps
RET 2	L. CAMIER	16 Laps
RET 15	A. DE ANGELIS	16 Laps
RET 86	A. BADOVINI	

14/05/2017

These data/results cannot be reproduced, stored and/or transmitted in whole or in part by any manner of electronic, mechanical, photocopying, recording, broadcasting or otherwise now known or herein after developed without the previous express consent by the copyright owner, except for reproduction in daily press and regular printed publications on sale to the public within 60 days of the event related to those data/results and always provided that copyright symbol appears together as follows below.

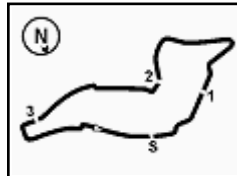
© DORNA WSBK ORGANIZATION Srl 2017

FCR PERUGIA TIMING


Official Tyre Supplier



Official Timekeeper



Imola Circuit 4.936 m

2 / 3

Italian Round, 12-13-14 May 2017 World Superbike - Lap Chart Race 2

Lap 1

1	66 T. Sykes (GBR)	
2	2 L. Camier (GBR)	0.404
3	33 M. Melandri (ITA)	1.578
4	7 C. Davies (GBR)	1.988
5	1 J. Rea (GBR)	2.187
6	12 X. Forés (ESP)	2.333
7	22 A. Lowes (GBR)	2.795
8	60 M. van der Mark (NED)	3.193
9	50 E. Laverty (IRL)	3.586
10	40 R. Ramos (ESP)	3.751
11	6 S. Bradl (GER)	4.087
12	69 N. Hayden (USA)	4.467
13	36 L. Mercado (ARG)	5.412
14	15 A. De Angelis (RSM)	5.637
15	88 R. Krummenacher (SU)	5.907
16	84 R. Russo (ITA)	6.039
17	81 J. Torres (ESP)	6.297
18	35 R. De Rosa (ITA)	6.576
19	32 L. Savadori (ITA)	6.967
20	37 O. Jezek (CZE)	7.346

Lap 2

1	66 T. Sykes (GBR)	
2	2 L. Camier (GBR)	0.796
3	7 C. Davies (GBR)	1.865
4	33 M. Melandri (ITA)	2.720
5	1 J. Rea (GBR)	3.075
6	12 X. Forés (ESP)	3.627
7	22 A. Lowes (GBR)	4.167
8	60 M. van der Mark (NED)	5.066
9	50 E. Laverty (IRL)	5.452
10	40 R. Ramos (ESP)	5.757
11	69 N. Hayden (USA)	6.565
12	36 L. Mercado (ARG)	6.976
13	15 A. De Angelis (RSM)	7.695
14	81 J. Torres (ESP)	9.040
15	88 R. Krummenacher (SU)	9.532
16	35 R. De Rosa (ITA)	9.630
17	84 R. Russo (ITA)	9.819
18	32 L. Savadori (ITA)	10.230
19	6 S. Bradl (GER)	10.710
20	37 O. Jezek (CZE)	11.014

Lap 3

1	66 T. Sykes (GBR)	
2	7 C. Davies (GBR)	2.071
3	1 J. Rea (GBR)	3.504
4	33 M. Melandri (ITA)	4.023
5	12 X. Forés (ESP)	4.585
6	22 A. Lowes (GBR)	5.068
7	60 M. van der Mark (NED)	6.963
8	50 E. Laverty (IRL)	7.641
9	40 R. Ramos (ESP)	7.888
10	69 N. Hayden (USA)	8.499
11	36 L. Mercado (ARG)	8.828
12	81 J. Torres (ESP)	11.119
13	35 R. De Rosa (ITA)	11.484
14	88 R. Krummenacher (SU)	12.317
15	32 L. Savadori (ITA)	13.032
16	6 S. Bradl (GER)	13.477
17	37 O. Jezek (CZE)	14.462
18	84 R. Russo (ITA)	15.234

Lap 4

1	66 T. Sykes (GBR)	
2	7 C. Davies (GBR)	1.738
3	1 J. Rea (GBR)	3.370
4	12 X. Forés (ESP)	5.253
5	22 A. Lowes (GBR)	5.960
6	33 M. Melandri (ITA)	6.760
7	60 M. van der Mark (NED)	8.685
8	50 E. Laverty (IRL)	9.319
9	40 R. Ramos (ESP)	9.690

10	69 N. Hayden (USA)	10.261
11	36 L. Mercado (ARG)	10.563
12	81 J. Torres (ESP)	12.791
13	35 R. De Rosa (ITA)	13.801
14	88 R. Krummenacher (SU)	14.697
15	32 L. Savadori (ITA)	15.178
16	6 S. Bradl (GER)	16.024
17	37 O. Jezek (CZE)	17.409
18	84 R. Russo (ITA)	17.999

Lap 5

1	66 T. Sykes (GBR)	
2	7 C. Davies (GBR)	1.161
3	1 J. Rea (GBR)	2.852
4	12 X. Forés (ESP)	6.250
5	33 M. Melandri (ITA)	6.920
6	60 M. van der Mark (NED)	10.865
7	22 A. Lowes (GBR)	11.198
8	50 E. Laverty (IRL)	11.415
9	40 R. Ramos (ESP)	11.588
10	69 N. Hayden (USA)	13.043
11	36 L. Mercado (ARG)	13.348
12	81 J. Torres (ESP)	14.420
13	35 R. De Rosa (ITA)	16.809
14	88 R. Krummenacher (SU)	17.073
15	32 L. Savadori (ITA)	17.572
16	6 S. Bradl (GER)	18.464
17	37 O. Jezek (CZE)	20.563
18	84 R. Russo (ITA)	20.882

Lap 6

1	66 T. Sykes (GBR)	
2	7 C. Davies (GBR)	0.655
3	1 J. Rea (GBR)	2.506
4	12 X. Forés (ESP)	6.768
5	33 M. Melandri (ITA)	7.439
6	60 M. van der Mark (NED)	13.063
7	22 A. Lowes (GBR)	13.343
8	50 E. Laverty (IRL)	13.840
9	40 R. Ramos (ESP)	14.176
10	69 N. Hayden (USA)	15.136
11	36 L. Mercado (ARG)	15.362
12	81 J. Torres (ESP)	15.944
13	35 R. De Rosa (ITA)	20.389
14	32 L. Savadori (ITA)	20.520
15	6 S. Bradl (GER)	20.923
16	84 R. Russo (ITA)	24.168
17	88 R. Krummenacher (SU)	24.566
18	37 O. Jezek (CZE)	24.947

Lap 7

1	7 C. Davies (GBR)	
2	66 T. Sykes (GBR)	0.254
3	1 J. Rea (GBR)	2.042
4	12 X. Forés (ESP)	7.062
5	33 M. Melandri (ITA)	7.407
6	60 M. van der Mark (NED)	14.382
7	22 A. Lowes (GBR)	14.731
8	50 E. Laverty (IRL)	15.095
9	40 R. Ramos (ESP)	15.600
10	69 N. Hayden (USA)	16.282
11	36 L. Mercado (ARG)	16.559
12	81 J. Torres (ESP)	16.996
13	32 L. Savadori (ITA)	22.437
14	35 R. De Rosa (ITA)	22.822
15	6 S. Bradl (GER)	23.220
16	84 R. Russo (ITA)	26.521
17	88 R. Krummenacher (SU)	26.696
18	37 O. Jezek (CZE)	27.285

Lap 8

1	7 C. Davies (GBR)	
2	66 T. Sykes (GBR)	1.030
3	1 J. Rea (GBR)	2.504

4	12 X. Forés (ESP)	8.156
5	33 M. Melandri (ITA)	8.504
6	60 M. van der Mark (NED)	16.769
7	22 A. Lowes (GBR)	17.069
8	50 E. Laverty (IRL)	17.539
9	40 R. Ramos (ESP)	17.936
10	69 N. Hayden (USA)	18.761
11	81 J. Torres (ESP)	19.592
12	36 L. Mercado (ARG)	19.754
13	32 L. Savadori (ITA)	25.409
14	35 R. De Rosa (ITA)	25.832
15	6 S. Bradl (GER)	26.250
16	88 R. Krummenacher (SU)	29.512
17	84 R. Russo (ITA)	30.442
18	37 O. Jezek (CZE)	30.806

Lap 9

1	7 C. Davies (GBR)	
2	66 T. Sykes (GBR)	1.484
3	1 J. Rea (GBR)	2.364
4	12 X. Forés (ESP)	8.906
5	33 M. Melandri (ITA)	9.284
6	22 A. Lowes (GBR)	18.987
7	60 M. van der Mark (NED)	19.100
8	50 E. Laverty (IRL)	19.253
9	40 R. Ramos (ESP)	19.740
10	69 N. Hayden (USA)	20.732
11	81 J. Torres (ESP)	21.276
12	36 L. Mercado (ARG)	21.530
13	32 L. Savadori (ITA)	27.650
14	35 R. De Rosa (ITA)	28.305
15	6 S. Bradl (GER)	28.763
16	88 R. Krummenacher (SU)	31.933
17	37 O. Jezek (CZE)	33.594
18	84 R. Russo (ITA)	36.240

Lap 10

1	7 C. Davies (GBR)	
2	66 T. Sykes (GBR)	2.278
3	1 J. Rea (GBR)	2.638
4	12 X. Forés (ESP)	9.829
5	33 M. Melandri (ITA)	10.101
6	22 A. Lowes (GBR)	20.916
7	60 M. van der Mark (NED)	21.465
8	50 E. Laverty (IRL)	21.961
9	40 R. Ramos (ESP)	22.410
10	69 N. Hayden (USA)	23.124
11	81 J. Torres (ESP)	23.450
12	36 L. Mercado (ARG)	23.731
13	32 L. Savadori (ITA)	30.543
14	35 R. De Rosa (ITA)	31.212
15	6 S. Bradl (GER)	31.787
16	88 R. Krummenacher (SU)	34.709
17	37 O. Jezek (CZE)	37.041

Lap 11

1	7 C. Davies (GBR)	
2	66 T. Sykes (GBR)	2.930
3	1 J. Rea (GBR)	3.141
4	12 X. Forés (ESP)	10.959
5	33 M. Melandri (ITA)	11.326
6	22 A. Lowes (GBR)	22.591
7	60 M. van der Mark (NED)	23.403
8	50 E. Laverty (IRL)	23.713
9	40 R. Ramos (ESP)	24.499
10	69 N. Hayden (USA)	25.441
11	81 J. Torres (ESP)	25.788
12	36 L. Mercado (ARG)	26.094
13	32 L. Savadori (ITA)	32.862
14	35 R. De Rosa (ITA)	34.921
15	6 S. Bradl (GER)	35.101
16	88 R. Krummenacher (SU)	37.172
17	37 O. Jezek (CZE)	40.768

Lap 12

1	7 C. Davies (GBR)	
2	1 J. Rea (GBR)	3.693
3	66 T. Sykes (GBR)	4.089
4	12 X. Forés (ESP)	12.093
5	33 M. Melandri (ITA)	12.295
6	22 A. Lowes (GBR)	24.356
7	50 E. Laverty (IRL)	25.325
8	60 M. van der Mark (NED)	25.712
9	40 R. Ramos (ESP)	26.738
10	69 N. Hayden (USA)	27.695
11	81 J. Torres (ESP)	27.886
12	36 L. Mercado (ARG)	28.234
13	32 L. Savadori (ITA)	35.429
14	6 S. Bradl (GER)	38.797
15	35 R. De Rosa (ITA)	39.144
16	88 R. Krummenacher (SU)	39.695
17	37 O. Jezek (CZE)	44.245

Lap 13

1	7 C. Davies (GBR)	
2	1 J. Rea (GBR)	4.060
3	66 T. Sykes (GBR)	4.519
4	12 X. Forés (ESP)	13.118
5	33 M. Melandri (ITA)	13.430
6	22 A. Lowes (GBR)	26.250
7	50 E. Laverty (IRL)	26.961
8	60 M. van der Mark (NED)	27.785
9	40 R. Ramos (ESP)	29.254
10	81 J. Torres (ESP)	29.868
11	36 L. Mercado (ARG)	30.148
12	69 N. Hayden (USA)	30.770
13	32 L. Savadori (ITA)	37.761
14	6 S. Bradl (GER)	41.703
15	35 R. De Rosa (ITA)	42.258
16	88 R. Krummenacher (SU)	42.441
17	37 O. Jezek (CZE)	48.903

Lap 14

1	7 C. Davies (GBR)	
2	1 J. Rea (GBR)	4.710
3	66 T. Sykes (GBR)	5.105
4	12 X. Forés (ESP)	13.980
5	33 M. Melandri (ITA)	14.261
6	22 A. Lowes (GBR)	27.698
7	50 E. Laverty (IRL)	28.696
8	60 M. van der Mark (NED)	30.149
9	81 J. Torres (ESP)	31.778
10	40 R. Ramos (ESP)	32.104
11	36 L. Mercado (ARG)	32.271
12	69 N. Hayden (USA)	33.527
13	32 L. Savadori (ITA)	40.364
14	6 S. Bradl (GER)	44.827
15	35 R. De Rosa (ITA)	45.167
16	88 R. Krummenacher (SU)	45.245
17	37 O. Jezek (CZE)	53.474

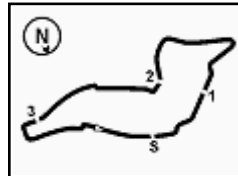
Lap 15

1	7 C. Davies (GBR)	
2	1 J. Rea (GBR)	4.764
3	66 T. Sykes (GBR)	5.323
4	12 X. Forés (ESP)	14.532
5	33 M. Melandri (ITA)	14.807
6	22 A. Lowes (GBR)	29.066
7	50 E. Laverty (IRL)	30.189
8	60 M. van der Mark (NED)	31.994
9	81 J. Torres (ESP)	33.132
10	36 L. Mercado (ARG)	33.687
11	40 R. Ramos (ESP)	34.171
12	69 N. Hayden (USA)	36.040
13	32 L. Savadori (ITA)	42.726
14	6 S. Bradl (GER)	47.671
15	35 R. De Rosa (ITA)	48.055
16	88 R. Krummenacher (SU)	48.654

14/05/2017

These data/results cannot be reproduced, stored and/or transmitted in whole or in part by any manner of electronic, mechanical, photocopying, recording, broadcasting or otherwise now known or herein after developed without the previous express consent by the copyright owner, except for reproduction in daily press and regular printed publications on sale to the public within 60 days of the event related to those data/results and always provided that copyright symbol appears together as follows below.

© DORNA WSBK ORGANIZATION Srl 2017



Imola Circuit 4.936 m

3 / 3

17 37 O.Jezek (CZE) 57.877

Lap 16

1	7 C.Davies (GBR)	
2	1 J.Rea (GBR)	5.243
3	66 T.Sykes (GBR)	5.800
4	12 X.Forés (ESP)	15.337
5	33 M.Melandri (ITA)	15.762
6	22 A.Lowes (GBR)	30.354
7	50 E.Laverty (IRL)	31.986
8	60 M.van der Mark (NED)	34.100
9	81 J.Torres (ESP)	34.797
10	36 L.Mercado (ARG)	35.329
11	40 R.Ramos (ESP)	36.120
12	69 N.Hayden (USA)	38.712
13	32 L.Savadori (ITA)	45.193
14	6 S.Bradl (GER)	50.264
15	35 R.De Rosa (ITA)	50.832
16	88 R.Krummenacher (SU)	51.106
17	37 O.Jezek (CZE)	1'02.753

Lap 17

1	7 C.Davies (GBR)	
2	1 J.Rea (GBR)	4.948
3	66 T.Sykes (GBR)	5.728
4	12 X.Forés (ESP)	15.245
5	33 M.Melandri (ITA)	15.620
6	22 A.Lowes (GBR)	31.254
7	50 E.Laverty (IRL)	33.224
8	60 M.van der Mark (NED)	35.228
9	81 J.Torres (ESP)	35.485
10	36 L.Mercado (ARG)	36.733
11	40 R.Ramos (ESP)	37.591
12	69 N.Hayden (USA)	40.803
13	32 L.Savadori (ITA)	47.117
14	6 S.Bradl (GER)	52.668
15	88 R.Krummenacher (SU)	53.340
16	35 R.De Rosa (ITA)	53.681
17	37 O.Jezek (CZE)	1'09.314

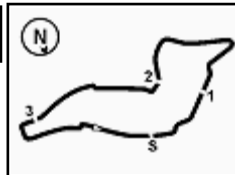
Lap 18

1	7 C.Davies (GBR)	
2	1 J.Rea (GBR)	3.739
3	66 T.Sykes (GBR)	4.342
4	12 X.Forés (ESP)	14.441
5	33 M.Melandri (ITA)	14.596
6	22 A.Lowes (GBR)	32.214
7	50 E.Laverty (IRL)	33.919
8	81 J.Torres (ESP)	35.932
9	60 M.van der Mark (NED)	36.099
10	36 L.Mercado (ARG)	37.621
11	40 R.Ramos (ESP)	40.395
12	69 N.Hayden (USA)	43.738
13	32 L.Savadori (ITA)	48.589
14	6 S.Bradl (GER)	54.649
15	88 R.Krummenacher (SU)	54.916
16	35 R.De Rosa (ITA)	56.434
17	37 O.Jezek (CZE)	1'15.311

14/05/2017

These data/results cannot be reproduced, stored and/or transmitted in whole or in part by any manner of electronic, mechanical, photocopying, recording, broadcasting or otherwise now known or herein after developed without the previous express consent by the copyright owner, except for reproduction in daily press and regular printed publications on sale to the public within 60 days of the event related to those data/results and always provided that copyright symbol appears together as follows below.

© DORNA WSBK ORGANIZATION Srl 2017



Imola Circuit 4.936 m

Italian Round, 12-13-14 May 2017 World Superbike - Best Sector & Speed Race 2

RESULTS

Pos	Rider	Team	Laps
1	7 C. DAVIES	Ducati Panigale R	18
2	1 J. REA	Kawasaki ZX-10RR	3.739
3	66 T. SYKES	Kawasaki ZX-10RR	4.342
4	12 X. FORÉS	Ducati Panigale R	14.441
5	33 M. MELANDRI	Ducati Panigale R	14.596
6	22 A. LOWES	Yamaha YZF R1	32.214
7	50 E. LAVERTY	Aprilia RSV4 RF	33.919
8	81 J. TORRES	BMW S 1000 RR	35.932
9	60 M. VAN DER MARK	Yamaha YZF R1	36.099
10	36 L. MERCADO	Aprilia RSV4 RF	37.621
11	40 R. RAMOS	Kawasaki ZX-10RR	40.395
12	69 N. HAYDEN	Honda CBR1000RR	43.738
13	32 L. SAVADORI	Aprilia RSV4 RF	48.589
14	6 S. BRADL	Honda CBR1000RR	54.649
15	88 R. KRUMMENACHER	Kawasaki ZX-10RR	54.916
16	35 R. DE ROSA	BMW S 1000 RR	56.434
17	37 O. JEZEK	Kawasaki ZX-10RR	1'15.311
RET	84 R. RUSSO	Yamaha YZF R1	9 Laos
RET	2 L. CAMIER	MV Austa 1000 F4	16 Laos
RET	15 A. DE ANGELIS	Kawasaki ZX-10RR	16 Laos
RET	86 A. BADOVINI	Kawasaki ZX-10RR	16 Laos

SPEED

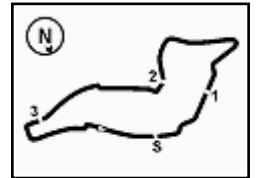
Pos	Rider	Team	Speed
1	7 C. DAVIES	Ducati Panigale R	280.9
2	66 T. SYKES	Kawasaki ZX-10RR	279.4
3	1 J. REA	Kawasaki ZX-10RR	278.7
4	81 J. TORRES	BMW S 1000 RR	278.0
5	60 M. VAN DER MARK	Yamaha YZF R1	275.8
6	12 X. FORÉS	Ducati Panigale R	275.1
7	22 A. LOWES	Yamaha YZF R1	274.4
8	50 E. LAVERTY	Aprilia RSV4 RF	273.7
9	36 L. MERCADO	Aprilia RSV4 RF	273.7
10	33 M. MELANDRI	Ducati Panigale R	273.7
11	6 S. BRADL	Honda CBR1000RR	272.4
12	35 R. DE ROSA	BMW S 1000 RR	271.7
13	32 L. SAVADORI	Aprilia RSV4 RF	271.7
14	40 R. RAMOS	Kawasaki ZX-10RR	271.7
15	2 L. CAMIER	MV Austa 1000 F4	271.0
16	37 O. JEZEK	Kawasaki ZX-10RR	270.3
17	88 R. KRUMMENACHER	Kawasaki ZX-10RR	269.6
18	69 N. HAYDEN	Honda CBR1000RR	269.0
19	15 A. DE ANGELIS	Kawasaki ZX-10RR	265.0
20	84 R. RUSSO	Yamaha YZF R1	259.9

SEG. 1		SEG. 2		SEG. 3		SEG. 4		SEG. 5						
1	33 M. MELANDRI	7.463	1	7 C. DAVIES	15.081	1	1 J. REA	33.329	1	7 C. DAVIES	28.097	1	1 J. REA	22.314
2	66 T. SYKES	7.499	2	1 J. REA	15.089	2	7 C. DAVIES	33.348	2	1 J. REA	28.207	2	7 C. DAVIES	22.364
3	7 C. DAVIES	7.503	3	66 T. SYKES	15.125	3	66 T. SYKES	33.417	3	66 T. SYKES	28.350	3	66 T. SYKES	22.507
4	50 E. LAVERTY	7.569	4	33 M. MELANDRI	15.164	4	2 L. CAMIER	33.449	4	2 L. CAMIER	28.417	4	12 X. FORÉS	22.535
5	12 X. FORÉS	7.587	5	12 X. FORÉS	15.191	5	33 M. MELANDRI	33.498	5	33 M. MELANDRI	28.460	5	33 M. MELANDRI	22.579
6	1 J. REA	7.589	6	2 L. CAMIER	15.203	6	22 A. LOWES	33.564	6	12 X. FORÉS	28.494	6	36 L. MERCADO	22.687
7	35 R. DE ROSA	7.608	7	81 J. TORRES	15.259	7	12 X. FORÉS	33.576	7	22 A. LOWES	28.595	7	2 L. CAMIER	22.698
8	40 R. RAMOS	7.625	8	69 N. HAYDEN	15.347	8	81 J. TORRES	33.715	8	50 E. LAVERTY	28.641	8	60 M. VAN DER MAR	22.764
9	36 L. MERCADO	7.638	9	40 R. RAMOS	15.354	9	69 N. HAYDEN	33.874	9	81 J. TORRES	28.683	9	22 A. LOWES	22.778
10	2 L. CAMIER	7.663	10	22 A. LOWES	15.360	10	50 E. LAVERTY	33.887	10	60 M. VAN DER MAR	28.690	10	50 E. LAVERTY	22.818
11	69 N. HAYDEN	7.667	11	32 L. SAVADORI	15.387	11	36 L. MERCADO	33.889	11	36 L. MERCADO	28.759	11	81 J. TORRES	22.868
12	81 J. TORRES	7.670	12	50 E. LAVERTY	15.388	12	60 M. VAN DER MAR	33.939	12	40 R. RAMOS	28.760	12	40 R. RAMOS	22.888
13	60 M. VAN DER MAR	7.671	13	60 M. VAN DER MAR	15.394	13	15 A. DE ANGELIS	33.946	13	88 R. KRUMMENAC	28.820	13	69 N. HAYDEN	22.935
14	22 A. LOWES	7.695	14	35 R. DE ROSA	15.401	14	32 L. SAVADORI	33.949	14	69 N. HAYDEN	28.829	14	32 L. SAVADORI	22.987
15	32 L. SAVADORI	7.714	15	15 A. DE ANGELIS	15.407	15	35 R. DE ROSA	33.979	15	6 S. BRADL	28.837	15	88 R. KRUMMENAC	22.997
16	37 O. JEZEK	7.732	16	6 S. BRADL	15.410	16	40 R. RAMOS	33.981	16	35 R. DE ROSA	28.902	16	35 R. DE ROSA	23.018
17	88 R. KRUMMENAC	7.744	17	36 L. MERCADO	15.411	17	84 R. RUSSO	34.042	17	32 L. SAVADORI	28.989	17	84 R. RUSSO	23.052
18	6 S. BRADL	7.747	18	88 R. KRUMMENAC	15.481	18	88 R. KRUMMENAC	34.059	18	15 A. DE ANGELIS	29.093	18	15 A. DE ANGELIS	23.082
19	15 A. DE ANGELIS	7.786	19	84 R. RUSSO	15.484	19	6 S. BRADL	34.129	19	37 O. JEZEK	29.099	19	6 S. BRADL	23.104
20	84 R. RUSSO	7.788	20	37 O. JEZEK	15.531	20	37 O. JEZEK	34.143	20	84 R. RUSSO	29.172	20	37 O. JEZEK	23.155

14/05/2017

These data/results cannot be reproduced, stored and/or transmitted in whole or in part by any manner of electronic, mechanical, photocopying, recording, broadcasting or otherwise now known or herein after developed without the previous express consent by the copyright owner, except for reproduction in daily press and regular printed publications on sale to the public within 60 days of the event related to those data/results and always provided that copyright symbol appears together as follows below.

© DORNA WSBK ORGANIZATION Srl 2017



Imola Circuit 4.936 m

1 / 3

Italian Round, 12-13-14 May 2017

World Superbike - Best Sector & Speed Race 2

Start at 13:40'58.803

7 C. DAVIES (1'46.720)								
Lap	Seg. 1	Seg. 2	Seg. 3	Seg. 4	Seg. 5	Lap Time	km/h	Local Time
1	8.191	15.975	34.215	28.736	22.971	1'50.088	230.5	13:42'48.891
2	7.589	15.147	33.461	28.290	22.648	1'47.135	277.3	13:44'36.026
3	7.576	15.345	33.655	28.355	22.646	1'47.577	271.0	13:46'23.603
4	7.503	15.246	33.491	28.160	22.521	1'46.921	275.8	13:48'10.524
5	7.552	15.213	33.499	28.175	22.398	1'46.837	277.3	13:49'57.361
6	7.564	15.245	33.425	28.122	22.364	1'46.720	275.8	13:51'44.081
7	7.523	15.164	33.412	28.303	22.715	1'47.117	277.3	13:53'31.198
8	7.616	15.081	33.394	28.277	22.450	1'46.818	278.7	13:55'18.016
9	7.551	15.237	33.434	28.297	22.598	1'47.117	275.8	13:57'05.133
10	7.584	15.247	33.348	28.097	22.528	1'46.804	280.9	13:58'51.937
11	7.545	15.126	33.431	28.279	22.434	1'46.815	280.9	14:00'38.752
12	7.555	15.157	33.534	28.149	22.551	1'46.946	279.4	14:02'25.698
13	7.540	15.258	33.533	28.304	22.537	1'47.172	278.0	14:04'12.870
14	7.535	15.207	33.473	28.302	22.513	1'47.030	278.7	14:05'59.900
15	7.553	15.346	33.681	28.225	22.642	1'47.447	280.1	14:07'47.347
16	7.529	15.220	33.624	28.172	22.713	1'47.258	280.9	14:09'34.605
17	7.578	15.296	33.706	28.403	22.857	1'47.840	276.6	14:11'22.445
18	7.600	15.455	33.993	28.515	23.156	1'48.719	277.3	14:13'11.164

1 J. REA (1'46.880)								
Lap	Seg. 1	Seg. 2	Seg. 3	Seg. 4	Seg. 5	Lap Time	km/h	Local Time
1	8.176	15.843	33.823	28.701	23.744	1'50.287	227.5	13:42'49.090
2	8.059	15.413	33.556	28.494	22.624	1'48.146	261.2	13:44'37.236
3	7.589	15.318	33.684	28.683	22.526	1'47.800	267.0	13:46'25.036
4	7.700	15.089	33.489	28.337	22.505	1'47.120	276.6	13:48'12.156
5	7.638	15.205	33.532	28.207	22.314	1'46.896	276.6	13:49'59.052
6	7.619	15.205	33.329	28.219	22.508	1'46.880	278.7	13:51'45.932
7	7.637	15.261	33.534	28.451	22.425	1'47.308	276.6	13:53'33.240
8	7.661	15.153	33.625	28.484	22.357	1'47.280	277.3	13:55'20.520
9	7.646	15.152	33.476	28.277	22.426	1'46.977	278.7	13:57'07.497
10	7.609	15.243	33.427	28.312	22.487	1'47.078	278.7	13:58'54.575
11	7.637	15.095	33.518	28.413	22.655	1'47.318	278.0	14:00'41.893
12	7.656	15.130	33.789	28.378	22.545	1'47.498	275.1	14:02'29.391
13	7.678	15.234	33.701	28.427	22.499	1'47.539	278.0	14:04'16.930
14	7.702	15.264	33.718	28.311	22.685	1'47.680	275.1	14:06'04.610
15	7.648	15.279	33.701	28.465	22.408	1'47.501	276.6	14:07'52.111
16	7.754	15.332	33.708	28.531	22.412	1'47.737	275.8	14:09'39.848
17	7.637	15.301	33.607	28.434	22.566	1'47.545	278.0	14:11'27.393
18	7.630	15.316	33.596	28.371	22.597	1'47.510	278.0	14:13'14.903

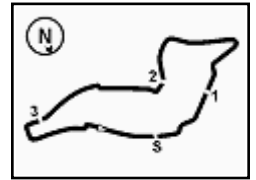
66 T. SYKES (1'47.226)								
Lap	Seg. 1	Seg. 2	Seg. 3	Seg. 4	Seg. 5	Lap Time	km/h	Local Time
1	7.953	15.520	33.627	28.384	22.616	1'48.100	221.5	13:42'46.903
2	7.638	15.250	33.446	28.417	22.507	1'47.258	275.1	13:44'34.161
3	7.605	15.333	33.449	28.442	22.542	1'47.371	271.0	13:46'21.532
4	7.587	15.125	33.417	28.528	22.597	1'47.254	279.4	13:48'08.786
5	7.605	15.166	33.575	28.350	22.718	1'47.414	278.0	13:49'56.200
6	7.620	15.211	33.538	28.350	22.507	1'47.226	275.1	13:51'43.426
7	7.616	15.197	33.610	28.516	23.087	1'48.026	278.0	13:53'31.452
8	7.575	15.273	33.523	28.587	22.636	1'47.594	265.7	13:55'19.046
9	7.576	15.273	33.591	28.461	22.670	1'47.571	275.1	13:57'06.617
10	7.569	15.286	33.618	28.562	22.563	1'47.598	276.6	13:58'54.215
11	7.553	15.265	33.640	28.396	22.613	1'47.467	276.6	14:00'41.682
12	7.588	15.259	34.126	28.484	22.648	1'48.105	275.1	14:02'29.787
13	7.549	15.275	33.777	28.357	22.644	1'47.602	276.6	14:04'17.389
14	7.525	15.262	33.747	28.373	22.709	1'47.616	273.7	14:06'05.005
15	7.524	15.333	33.662	28.414	22.732	1'47.665	271.0	14:07'52.670
16	7.541	15.313	33.713	28.399	22.769	1'47.735	278.0	14:09'40.405
17	7.525	15.379	33.723	28.555	22.586	1'47.768	274.4	14:11'28.173
18	7.499	15.300	33.539	28.399	22.596	1'47.333	278.7	14:13'15.506

12 X. FORÉS (1'47.727)								
Lap	Seg. 1	Seg. 2	Seg. 3	Seg. 4	Seg. 5	Lap Time	km/h	Local Time
1	7.966	15.871	34.278	28.897	23.421	1'50.433	222.4	13:42'49.236
2	7.660	15.382	33.674	28.644	23.192	1'48.552	261.8	13:44'37.788
3	7.654	15.244	33.762	28.829	22.840	1'48.329	267.0	13:46'26.117
4	7.587	15.209	33.708	28.676	22.742	1'47.922	271.7	13:48'14.039
5	7.713	15.323	33.666	28.898	22.811	1'48.411	265.7	13:50'02.450
6	7.660	15.198	33.576	28.504	22.806	1'47.744	274.4	13:51'50.194
7	7.690	15.272	33.664	28.494	22.946	1'48.066	274.4	13:53'38.260
8	7.694	15.246	33.738	28.500	22.734	1'47.912	275.1	13:55'26.172
9	7.655	15.211	33.730	28.580	22.691	1'47.867	273.7	13:57'14.039
10	7.680	15.248	33.600	28.520	22.679	1'47.727	273.1	13:59'01.766
11	7.689	15.303	33.636	28.653	22.664	1'47.945	273.4	14:00'49.711
12	7.668	15.219	33.724	28.616	22.853	1'48.080	272.7	14:02'37.791
13	7.741	15.300	33.694	28.758	22.704	1'48.197	275.1	14:04'25.988

14	7.712	15.191	33.595	28.515	22.879	1'47.892	273.7	14:06'13.880
15	7.718	15.219	33.695	28.576	22.791	1'47.999	274.4	14:08'01.879
16	7.730	15.252	33.756	28.568	22.757	1'48.063	273.7	14:09'49.942
17	7.696	15.382	33.633	28.502	22.535	1'47.748	273.7	14:11'37.690
18	7.722	15.260	33.592	28.586	22.755	1'47.915	274.4	14:13'25.605

33 M. MELANDRI (1'47.574)								
Lap	Seg. 1	Seg. 2	Seg. 3	Seg. 4	Seg. 5	Lap Time	km/h	Local Time
1	8.114	15.873	34.271	28.460	22.960	1'49.678	228.0	13:42'48.481
2	7.516	15.164	33.498	29.189	23.033	1'48.400	273.1	13:44'36.881
3	7.656	15.456	33.731	29.177	22.654	1'48.674	273.7	13:46'25.555
4	7.557	15.231	35.706	28.918	22.579	1'49.991	271.0	13:48'15.546
5	7.529	15.193	33.639	28.550	22.663	1'47.574	269.0	13:50'03.120
6	7.530	15.231	33.689	28.660	22.635	1'47.745	269.0	13:51'50.865
7	7.507	15.182	33.623	28.651	22.777	1'47.740	272.4	13:53'38.605
8	7.542	15.283	33.767	28.626	22.697	1'47.915	259.9	13:55'26.520
9	7.463	15.398	33.641	28.751	22.644	1'47.897	267.0	13:57'14.417
10	7.563	15.299	33.591	28.513	22.655	1'47.621	265.0	13:59'02.038
11	7.578	15.418	33.750	28.592	22.702	1'48.040	257.4	14:00'50.078
12	7.507	15.380	33.654	28.594	22.780	1'47.915	268.3	14:02'37.993
13	7.599	15.484	33.754	28.709	22.761	1'48.307	265.0	14:04'26.300
14	7.491	15.290	33.748	28.572	22.760	1'47.861	260.5	14:06'14.161
15	7.510	15.382	33.760	28.671	22.670	1'47.993	261.2	14:08'02.154
16	7.516	15.386	33.798	28.723	22.790	1'48.213	265.7	14:09'50.367
17	7.547	15.370	33.644	28.511	22.626	1'47.698	260.5	14:11'38.065
18	7.469	15.322	33.649	28.571	22.684	1'47.695	262.4	14:13'25.760

22 A. LOWES (1'48.146)								
Lap	Seg. 1	Seg. 2	Seg. 3	Seg. 4	Seg. 5	Lap Time	km/h	Local Time
1	8.160	16.384	34.151	28.985	23.215	1'50.895	224.7	13:42'49.698
2	7.695	15.537	33.624	28.743	23.031	1'48.630	255.0	13:44'38.328
3	7.720	15.536	33.581	28.599	22.836	1'48.272	252.0	13:46'26.600
4	7.737	15.361	33.564	28.595	22.889	1'48.146	250.2	13:48'14.746
5	7.752	15.426	33.582	32.348	23.544	1'52.652	267.6	13:50'07.398
6	7.699	15.567	34.021	29.124	22.960	1'49.371	261.8	13:51'56.769
7	7.722	15.511	33.947	29.019	22.961	1'49.160	252.0	13:53'45.929
8	7.709	15.360	34.242	29.016	22.829	1'49.156	266.3	13:55'35.085
9	7.707	15.379	33.987	28.969	22.993	1'49.035	259.9	13:57'24.120
10	7.761	15.699	33.676	28.767	22.830	1'48.733	259.3	13:59'12.853
11	7.710	15.374	33.833	28.710	22.863	1'48.490	274.4	14:01'01.343



Imola Circuit 4.936 m

Italian Round, 12-13-14 May 2017

World Superbike - Best Sector & Speed Race 2

Start at 13:40'58.803

2 / 3

9	7.746	15.338	33.715	28.850	23.152	1'48.801	273.7	13:57'26.409
10	7.772	15.431	33.915	28.725	23.135	1'48.978	271.0	13:59'15.387
11	7.670	15.295	33.925	29.118	23.145	1'49.153	273.1	14:01'04.540
12	7.709	15.443	33.947	29.008	22.937	1'49.044	265.0	14:02'53.584
13	7.680	15.381	34.011	29.129	22.953	1'49.154	261.2	14:04'42.738
14	7.750	15.363	33.931	28.865	23.031	1'48.940	272.4	14:06'31.678
15	7.791	15.300	33.817	28.867	23.026	1'48.801	273.1	14:08'20.479
16	7.775	15.463	33.856	28.823	23.006	1'48.923	270.3	14:10'09.402
17	7.730	15.259	33.849	28.711	22.979	1'48.528	274.4	14:11'57.930
18	7.812	15.498	34.093	28.895	22.868	1'49.166	266.3	14:13'47.096

4	7.684	15.392	33.942	28.887	23.111	1'49.016	261.2	13:48'19.047
5	7.667	15.474	34.173	29.721	23.161	1'50.196	267.0	13:50'09.243
6	7.744	15.510	34.038	29.031	22.996	1'49.319	263.7	13:51'58.562
7	7.693	15.401	33.877	28.885	23.062	1'48.918	263.1	13:53'47.480
8	7.704	15.489	34.158	28.992	22.954	1'49.297	260.5	13:55'36.777
9	7.733	15.347	33.969	28.949	23.090	1'49.088	269.0	13:57'25.865
10	7.727	15.508	34.081	28.829	23.051	1'49.196	268.3	13:59'15.061
11	7.690	15.394	33.923	29.092	23.033	1'49.132	261.2	14:01'04.193
12	7.750	15.462	34.105	28.948	22.935	1'49.200	266.3	14:02'53.393
13	7.734	15.453	34.459	29.432	23.169	1'50.247	262.4	14:04'43.640
14	7.736	15.620	34.319	29.009	23.103	1'49.787	254.4	14:06'33.427
15	7.730	15.650	34.253	29.011	23.316	1'49.960	256.8	14:08'23.287
16	7.774	15.456	34.287	28.950	23.463	1'49.930	262.4	14:10'13.317
17	7.804	15.581	34.342	29.037	23.167	1'49.931	262.4	14:12'03.248
18	7.830	15.555	34.161	30.495	23.613	1'51.654	266.3	14:13'54.902

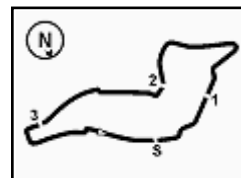
60 M. VAN DER MARK (1'48.753)								
Lap	Seg. 1	Seg. 2	Seg. 3	Seg. 4	Seg. 5	Lap Time	km/h	Local Time
1	8.159	16.605	34.331	29.152	23.046	1'51.293	220.6	13:42'50.096
2	7.671	15.585	34.039	28.952	22.884	1'49.131	258.6	13:44'39.227
3	7.745	15.614	34.031	28.864	23.014	1'49.268	263.7	13:46'28.495
4	7.702	15.441	34.109	28.832	22.892	1'48.976	270.3	13:48'17.471
5	7.721	15.568	33.968	29.142	23.195	1'49.594	270.3	13:50'07.065
6	7.756	15.595	34.027	28.853	23.193	1'49.424	273.1	13:51'56.889
7	7.803	15.565	33.999	28.739	22.985	1'49.091	271.7	13:53'45.580
8	7.718	15.539	34.220	28.832	22.896	1'49.205	273.7	13:55'34.785
9	7.767	15.489	33.939	28.768	23.485	1'49.448	271.7	13:57'24.233
10	7.757	15.818	33.947	28.690	22.957	1'49.169	257.4	13:59'13.402
11	7.690	15.405	34.150	28.744	22.764	1'48.753	269.6	14:01'02.155
12	7.758	15.546	34.043	28.950	22.958	1'49.259	266.3	14:02'51.410
13	7.731	15.492	34.150	28.832	23.040	1'49.245	266.3	14:04'40.655
14	7.927	15.537	34.143	28.815	22.972	1'49.394	269.0	14:06'30.049
15	7.766	15.439	34.174	28.865	23.048	1'49.292	273.7	14:08'19.341
16	7.804	15.597	34.074	28.922	22.967	1'49.364	268.3	14:10'08.705
17	7.760	15.394	34.096	28.770	22.948	1'48.968	275.8	14:11'57.673
18	7.801	15.622	34.144	29.128	22.895	1'49.590	271.7	14:13'47.263

32 L. SAVADORI (1'49.134)								
Lap	Seg. 1	Seg. 2	Seg. 3	Seg. 4	Seg. 5	Lap Time	km/h	Local Time
1	8.706	17.077	35.891	30.084	23.309	1'55.067	227.5	13:42'53.870
2	7.720	15.768	34.099	29.669	23.265	1'50.521	251.4	13:44'44.391
3	7.737	15.688	34.153	29.301	23.294	1'50.173	243.5	13:46'34.564
4	7.753	15.387	34.136	29.052	23.072	1'49.400	268.3	13:48'23.964
5	7.714	15.403	34.189	29.091	23.411	1'49.808	266.3	13:50'13.772
6	7.802	15.519	34.224	29.279	23.350	1'50.174	262.4	13:52'03.946
7	7.916	15.504	34.046	29.057	23.166	1'49.689	264.4	13:53'53.635
8	7.780	15.504	34.189	29.258	23.059	1'49.790	263.1	13:55'43.425
9	7.753	15.418	34.073	28.989	23.125	1'49.358	267.6	13:57'32.783
10	7.965	15.484	34.189	29.061	22.998	1'49.697	263.1	13:59'22.480
11	7.743	15.465	33.949	28.990	22.987	1'49.134	269.0	14:01'11.614
12	7.746	15.427	34.277	29.066	22.997	1'49.513	268.3	14:03'01.127
13	7.784	15.522	34.058	29.059	23.081	1'49.504	271.7	14:04'50.631
14	7.733	15.558	34.064	29.117	23.161	1'49.633	269.0	14:06'40.264
15	7.854	15.536	34.204	29.084	23.131	1'49.809	265.7	14:08'30.773
16	7.772	15.507	34.169	29.108	23.169	1'49.725	270.3	14:10'19.798
17	7.786	15.476	34.188	29.101	23.213	1'49.764	267.0	14:12'09.562
18	7.866	15.514	34.284	29.208	23.319	1'50.191	263.1	14:13'59.753

36 L. MERCADO (1'48.822)								
Lap	Seg. 1	Seg. 2	Seg. 3	Seg. 4	Seg. 5	Lap Time	km/h	Local Time
1	8.377	17.054	34.849	29.962	23.270	1'53.512	230.0	13:42'52.315
2	7.755	15.412	33.962	28.884	22.809	1'48.822	273.7	13:44'41.137
3	7.652	15.575	34.049	28.906	23.041	1'49.223	261.2	13:46'30.360
4	7.638	15.411	34.133	28.946	22.861	1'48.989	261.8	13:48'19.349
5	7.709	15.563	34.028	29.659	23.240	1'50.199	255.6	13:50'09.548
6	7.690	15.411	34.076	29.125	22.938	1'49.240	267.6	13:51'58.788
7	7.662	15.433	34.055	28.962	22.857	1'48.969	263.7	13:53'47.757
8	7.663	15.470	34.102	29.830	22.948	1'50.013	260.5	13:55'37.770
9	7.676	15.458	33.919	29.022	22.818	1'48.993	266.3	13:57'26.663
10	7.661	15.498	34.005	28.818	23.023	1'48.805	261.2	13:59'15.668
11	7.681	15.430	33.939	29.042	23.086	1'49.178	260.5	14:01'04.846
12	7.679	15.591	33.978	28.903	22.935	1'49.086	250.2	14:02'53.932
13	7.680	15.427	34.172	29.003	22.804	1'49.086	254.4	14:04'43.018
14	7.678	15.485	33.957	29.098	22.935	1'49.153	258.6	14:06'32.171
15	7.710	15.653	33.932	28.881	22.687	1'48.863	252.0	14:08'21.034
16	7.662	15.479	33.889	29.081	22.789	1'48.900	261.2	14:10'09.934
17	7.662	15.453	33.896	28.759	23.474	1'49.244	260.5	14:11'59.178
18	7.702	15.553	33.997	29.371	22.984	1'49.607	260.5	14:13'48.785

6 S. BRADL (1'49.630)								
Lap	Seg. 1	Seg. 2	Seg. 3	Seg. 4	Seg. 5	Lap Time	km/h	Local Time
1	8.442	16.847	34.671	29.063	23.164	1'52.187	227.1	13:42'50.990
2	10.997	16.034	34.355	29.091	23.404	1'53.881	242.9	13:44'44.871
3	7.766	15.635	34.129	29.154	23.454	1'50.138	252.0	13:46'35.009
4	7.790	15.410	34.165	28.966	23.470	1'49.801	261.2	13:48'24.810
5	7.822	15.570	34.215	29.046	23.201	1'49.854	265.7	13:50'14.664
6	7.783	15.600	34.158	29.040	23.104	1'49.685	269.0	13:52'04.349
7	7.791	15.740	34.301	29.066	23.171	1'50.069	256.2	13:53'54.418
8	7.747	15.532	34.260	28.946	23.363	1'49.848	263.1	13:55'44.266
9	7.785	15.483	34.145	29.075	23.142	1'49.630	260.5	13:57'33.896
10	7.750	15.535	34.201	28.936	23.406	1'49.828	265.7	13:59'23.724
11	7.770	15.583	34.178	29.211	23.387	1'50.129	269.0	14:01'13.853
12	7.779	15.866	34.714	29.058	23.225	1'50.642	259.6	14:03'04.495
13	7.835	15.589	34.348	29.143	23.163	1'50.078	263.1	14:04'54.573
14	7.801	15.604	34.276	29.168	23.305	1'50.154	272.4	14:06'44.727
15	7.899	15.503	34.191	29.468	23.230	1'50.291	267.6	14:08'35.018
16	7.802	15.560	34.383	28.837	23.269	1'49.851	271.7	14:10'24.869
17	7.840	15.590	34.381	29.220	23.213	1'50.244	270.3	14:12'15.113
18	7.829	15.635	34.348	28.959	23.929	1'50.700	267.6	14:14'05.813

40 R. RAMOS (1'48.904)								
Lap	Seg. 1	Seg. 2	Seg. 3	Seg. 4	Seg. 5	Lap Time	km/h	Local Time
1	8.275	16.868	34.538	29.045	23.125	1'51.851	222.8	13:42'50.654
2	7.625	15.543	34.228	28.869	22.999	1'49.264	259.9	13:44'39.918
3	7.727	15.546	34.164	28.832	23.233	1'49.502	262.4	13:46'29.240
4	7.767	15.412	34.134	28.855	22.888	1'49.056	271.0	13:48'18.476
5	7.728	15.422	34.113	28.834	23.215	1'49.312	265.7	13:50'07.788
6	7.679	15.653	34.139	29.173	23			



Italian Round, 12-13-14 May 2017

World Superbike - Best Sector & Speed Race 2

Start at 13:40'58.803

35 R. DE ROSA (1'49.225)

Lap	Seg. 1	Seg. 2	Seg. 3	Seg. 4	Seg. 5	Lap Time	km/h	Local Time
1	8.812	16.950	35.279	30.462	23.173	1'54.676	227.1	13:42'53.479
2	7.641	15.639	34.285	29.482	23.265	1'50.312	245.1	13:44'43.791
3	7.634	15.507	33.979	28.926	23.179	1'49.225	265.0	13:46'33.016
4	7.608	15.401	34.139	29.037	23.386	1'49.571	266.3	13:48'22.587
5	7.723	15.556	34.382	29.347	23.414	1'50.422	271.7	13:50'13.009
6	7.704	15.629	34.548	29.441	23.484	1'50.806	268.3	13:52'03.815
7	8.120	15.716	34.289	29.062	23.018	1'50.205	253.2	13:53'54.020
8	7.671	15.513	34.356	29.109	23.179	1'49.828	269.6	13:55'43.848
9	7.744	15.537	34.195	29.029	23.085	1'49.590	265.0	13:57'33.438
10	7.701	15.489	34.430	28.902	23.189	1'49.711	265.7	13:59'23.149
11	7.702	15.455	34.561	29.347	23.459	1'50.524	271.0	14:01'13.673
12	7.869	15.858	35.132	29.041	23.269	1'51.169	259.3	14:03'04.842
13	7.725	15.569	34.444	29.259	23.289	1'50.286	265.7	14:04'55.128
14	7.698	15.540	34.329	29.091	23.281	1'49.939	271.7	14:06'45.067
15	7.768	15.552	34.708	29.119	23.188	1'50.335	259.9	14:08'35.402
16	7.704	15.469	34.460	29.041	23.361	1'50.035	265.7	14:10'25.437
17	7.711	15.539	34.490	29.649	23.300	1'50.689	269.0	14:12'16.126
18	7.711	15.573	34.659	29.616	23.913	1'51.472	265.7	14:14'07.598

37 O. JEZEK (1'49.905)

Lap	Seg. 1	Seg. 2	Seg. 3	Seg. 4	Seg. 5	Lap Time	km/h	Local Time
1	9.075	16.796	35.622	30.429	23.524	1'55.446	230.0	13:42'54.249
2	7.900	15.948	34.640	29.099	23.339	1'50.926	259.9	13:44'45.175
3	7.732	15.755	34.434	29.221	23.677	1'50.819	261.8	13:46'35.994
4	7.837	15.643	34.294	29.157	23.270	1'50.201	267.0	13:48'26.195
5	8.047	15.728	34.300	29.193	23.300	1'50.568	264.4	13:50'16.763
6	7.927	15.728	35.384	29.305	23.266	1'51.610	265.7	13:52'08.373
7	7.887	15.631	34.230	29.140	23.222	1'50.110	267.6	13:53'58.483
8	7.785	15.700	34.308	29.207	23.339	1'50.339	268.3	13:55'48.822
9	7.781	15.531	34.143	29.131	23.319	1'49.905	270.3	13:57'38.727
10	7.917	15.594	34.244	29.341	23.155	1'50.251	267.6	13:59'28.978
11	7.894	15.625	34.250	29.460	23.313	1'50.542	266.3	14:01'19.520
12	7.938	15.585	34.283	29.273	23.344	1'50.423	263.1	14:03'09.943
13	7.958	15.619	34.447	30.189	23.617	1'51.830	263.7	14:05'01.773
14	8.085	15.761	34.807	29.367	23.581	1'51.601	261.2	14:06'53.374
15	7.952	15.820	34.582	29.782	23.714	1'51.850	263.1	14:08'45.224
16	8.140	15.853	34.823	29.710	23.608	1'52.134	259.3	14:10'37.358
17	8.009	16.038	35.549	30.249	24.556	1'54.401	258.6	14:12'31.759
18	8.115	16.274	35.343	30.207	24.777	1'54.716	255.6	14:14'26.475

84 R. RUSSO (1'50.019)

Lap	Seg. 1	Seg. 2	Seg. 3	Seg. 4	Seg. 5	Lap Time	km/h	Local Time
1	9.220	16.806	35.152	29.640	23.321	1'54.139	223.8	13:42'52.942
2	7.788	15.722	34.251	30.225	23.052	1'51.038	247.4	13:44'43.980
3	7.809	15.593	34.206	31.917	23.261	1'52.786	242.9	13:46'36.766
4	7.894	15.631	34.259	29.172	23.063	1'50.019	251.4	13:48'26.785
5	7.854	15.588	34.489	29.219	23.147	1'50.297	247.9	13:50'17.082
6	7.832	15.600	34.589	29.316	23.175	1'50.512	254.4	13:52'07.594
7	7.888	15.484	34.042	29.425	23.286	1'50.125	259.9	13:53'57.719
8	8.020	15.992	34.280	29.180	23.267	1'50.739	251.4	13:55'48.458
9	8.114	16.051	34.350	29.387	25.013	1'52.915	255.6	13:57'41.373

2 L. CAMIER (1'47.650)

Lap	Seg. 1	Seg. 2	Seg. 3	Seg. 4	Seg. 5	Lap Time	km/h	Local Time
1	8.063	15.571	33.698	28.417	22.755	1'48.504	222.8	13:42'47.307
2	7.686	15.356	33.449	28.461	22.698	1'47.650	271.0	13:44'34.957

15 A. DE ANGELIS (1'49.316)

Lap	Seg. 1	Seg. 2	Seg. 3	Seg. 4	Seg. 5	Lap Time	km/h	Local Time
1	8.724	16.958	34.751	29.596	23.708	1'53.737	226.1	13:42'52.540
2	7.788	15.407	33.946	29.093	23.082	1'49.316	265.0	13:44'41.856

14/05/2017

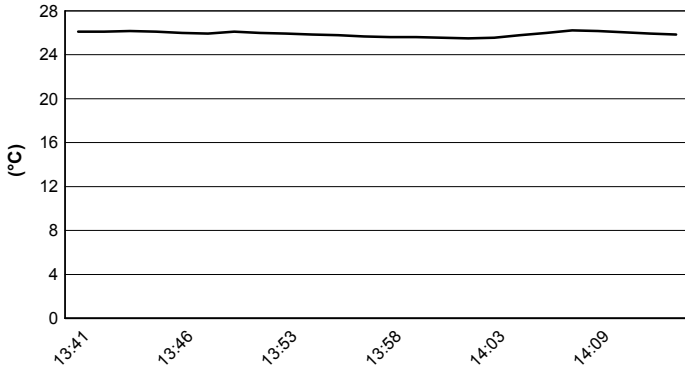
P = Pits In/Out - C = Lap-Time Cancelled

These data/results cannot be reproduced, stored and/or transmitted in whole or in part by any manner of electronic, mechanical, photocopying, recording, broadcasting or otherwise now known or herein after developed without the previous express consent by the copyright owner, except for reproduction in daily press and regular printed publications on sale to the public within 60 days of the event related to those data/results and always provided that copyright symbol appears together as follows below.

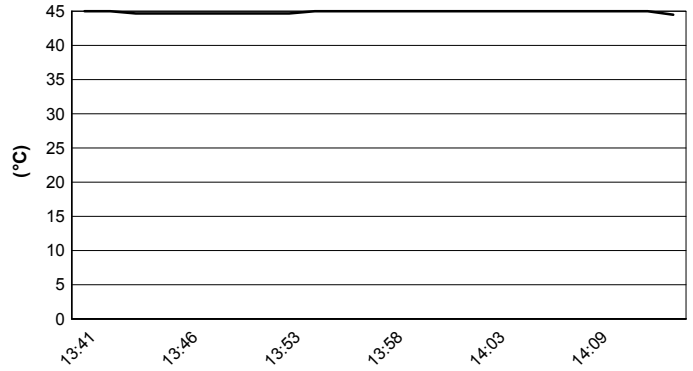
© DORNA WSBK ORGANIZATION Srl 2017

Session started 13:41 Session ended 14:14

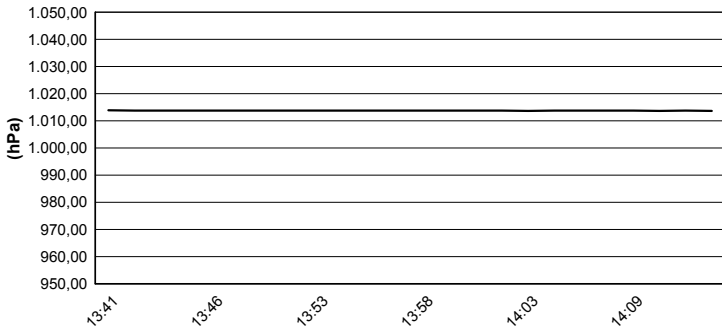
Air Temperature



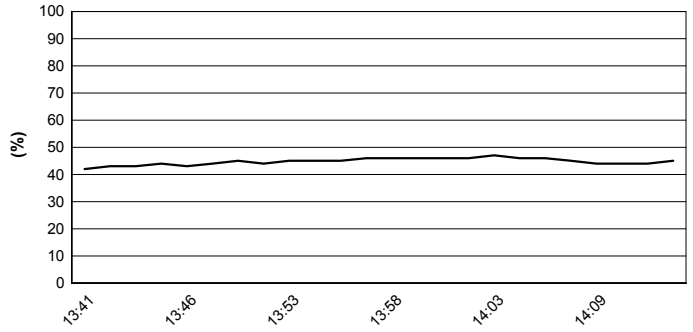
Track Temperature



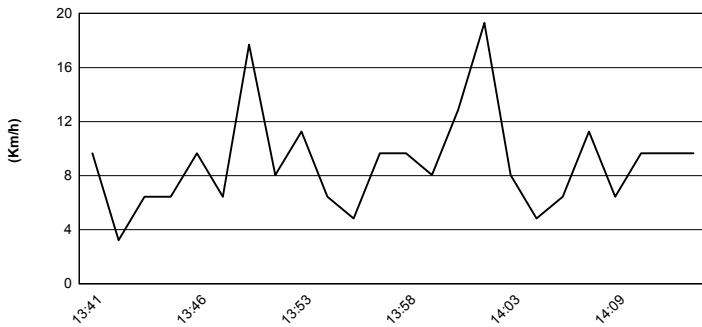
Air Pressure



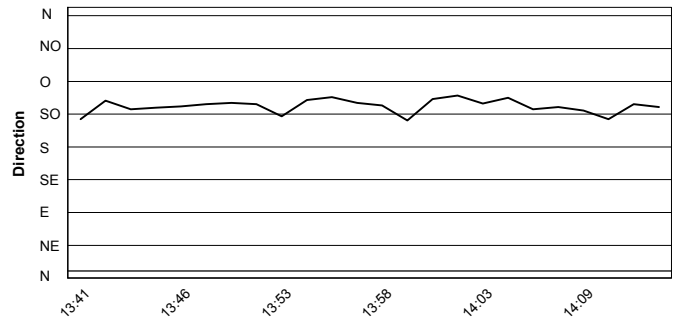
Humidity



Wind Speed

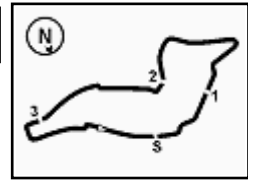


Wind Direction



14/05/2017

These data/results cannot be reproduced, stored and/or transmitted in whole or in part by any manner of electronic, mechanical, photocopying, recording, broadcasting or otherwise now known or herein after developed without the previous express consent by the copyright owner, except for reproduction in daily press and regular printed publications on sale to the public within 60 days of the event related to those data/results and always provided that copyright symbol appears together as follows below.
© DORNA WSBK ORGANIZATION Srl 2017

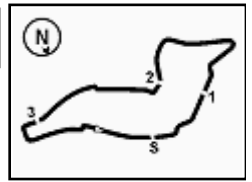


Imola Circuit 4.936 m

Italian Round, 12-13-14 May 2017 World Superbike - Championship Standings

Points	Points From First	Points From Previous	February 26 PHILLIP ISLAND		March 12 BURIRAM		April 2 ARAGÓN		April 30 ASSEN		May 14 IMOLA		May 28 DONINGTON PARK		June 18 MISANO		July 9 LAGUNA SECA		August 20 LAUSITZING		September 17 PORTIMÃO		October 1 MAGNY COURS		October 22 JEREZ		November 4 LOSAIL	
			1	2	1	2	1	2	1	2	1	2	1	2	1	2	1	2	1	2	1	2	1	2	1	2	1	2
1 REA Jonathan (GBR)	235		25	25	25	25	25	20	25	25	20	20																
			1	1	1	1	1	1	1	1	1	1																
2 DAVIES Chaz (GBR)	161	74	20	20	20	10	0	25	0	16	25	25																
			2	2	2	2	3	2	4	3	3	2																
3 SYKES Tom (GBR)	160	75	1	16	10	16	20	16	13	20	20	13	16															
			3	3	3	3	2	3	2	2	2	2	3															
4 MELANDRI Marco (ITA)	124	111	36	0	16	13	16	20	16	16	0	16	11															
			7	5	5	4	4	3	4	3	4	4	4															
5 LOWES Alex (GBR)	94	141	30	13	13	10	13	13	3	0	11	8	10															
			4	4	4	4	5	5	5	5	5	5	5															
6 FORÉS Xavi (ESP)	84	151	10	10	11	5	8	0	10	13	3	11	13															
			6	5	8	6	8	8	6	7	6	6	6															
7 VAN DER MARK Michael (NED)	78	157	6	7	9	11	0	11	11	0	13	9	7															
			9	7	6	8	7	6	7	6	6	6	7															
8 TORRES Jordi (ESP)	65	170	13	9	0	9	11	10	9	0	9	0	8															
			7	10	9	7	6	7	8	8	9	8	8															
9 CAMIER Leon (GBR)	64	171	1	11	8	8	0	5	6	6	10	10	0															
			5	6	6	8	9	9	9	9	9	8	9															
10 LAVERTY Eugene (IRL)	55	180	9	8	6	0	1	8	7	8	8	0	9															
			8	9	10	11	11	10	10	10	10	10	10															
11 RAMOS Román (ESP)	44	191	11	3	2	1	7	0	5	9	5	7	5															
			13	15	17	13	14	14	13	13	12	11	11															
12 BRADL Stefan (GER)	43	192	1	1	1	6	0	7	4	10	6	6	2															
			15	18	15	17	13	12	11	12	11	12	12															
13 HAYDEN Nicky (USA)	40	195	3	5	0	7	9	6	0	2	7	0	4															
			11	15	11	10	10	11	11	11	11	13	13															
14 MERCADO Leandro (ARG)	34	201	6	0	0	0	0	9	8	7	4	0	6															
								18	15	14	14	14	14															
15 SAVADORI Lorenzo (ITA)	28	207	6	0	7	3	0	0	0	11	0	4	3															
				11	12	15	17	18	15	15	15	15	15															
16 KRUMMENACHER Randy (SUI)	25	210	3	6	0	4	0	2	2	5	2	3	1															
			10	14	12	15	16	16	16	16	15	16	16															
17 DE ANGELIS Alex (RSM)	23	212	2	2	5	0	5	1	0	4	1	5	0															
			14	11	16	14	14	17	18	18	17	17	17															
18 REITERBERGER Markus (GER)	19	216	4	4	3	2	6	4	0	0	0	0	0															
			12	11	14	11	12	12	16	17	18	18	18															
19 DE ROSA Raffaele (ITA)	5	230	14	0	0	0	0	0	0	3	0	2	0															
										22	22	19	19															
20 RUSSO Riccardo (ITA)	4	231	1	0	0	0	4	0	0	0	0	0	0															
						18	19	19	19	19	19	20	20															
21 BROOKES Joshua (AUS)	4	231	0	0	4	0	0	0	0	0	0	0	0															
				17	18	18	19	19	19	19	19	20	20															
22 SIMON Julian (ESP)	4	231	0	0	0	0	0	3	1	0	0	0	0															
								21	19	19	20	20	20															
23 BADOVINI Ayrton (ITA)	4	231	0	0	0	2	0	0	0	1	0	1	0															
						21	23	23	22	22	20	20	20															
24 JEZEK Ondrej (CZE)	3	232	1	0	0	0	3	0	0	0	0	0	0															
						20	21	22	22	22	24	24	24															

14/05/2017 First Line: Championship Standings - Second Line: Ranking Progression
 These data/results cannot be reproduced, stored and/or transmitted in whole or in part by any manner of electronic, mechanical, photocopying, recording, broadcasting or otherwise now known or herein after developed without the previous express consent by the copyright owner, except for reproduction in daily press and regular printed publications on sale to the public within 60 days of the event related to those data/results and always provided that copyright symbol appears together as follows below.
 © DORNA WSBK ORGANIZATION Srl 2017



Italian Round, 12-13-14 May 2017 World Superbike - Manufacturers Standings

Imola Circuit 4.936 m

Points	Points From First	Points From Previous	February 26 PHILLIP ISLAND		March 12 BURIRAM		April 2 ARAGÓN		April 30 ASSEN		May 14 IMOLA		May 28 DONINGTON PARK		June 18 MISANO		July 9 LAGUNA SECA		August 20 LAUSITZRING		September 17 PORTIMÃO		October 1 MAGNY COURS		October 22 JEREZ		November 4 LOSAIL		
			1	2	1	2	1	2	1	2	1	2	1	2	1	2	1	2	1	2	1	2	1	2	1	2	1	2	1
1	KAWASAKI	235	25	25	25	25	25	20	25	25	20	20																	
			1	1	1	1	1	1	1	1	1	1																	
2	DUCATI	203	20	20	20	16	20	25	16	16	25	25																	
			2	2	2	2	2	2	2	2	2	2																	
3	YAMAHA	106	129	97	13	13	11	13	13	11	13	10																	
			3	3	3	3	3	3	3	3	3	3																	
4	BMW	73	162	33	9	3	9	11	10	9	3	9	2	8															
			5	6	5	4	4	4	4	4	4	4	4	4															
5	APRILIA	68	167	5	8	7	3	1	9	8	11	8	4	9															
			6	5	6	7	6	7	7	6	5	5	6	5															
6	MV AGUSTA	64	171	4	11	8	8		5	6	6	10	10																
			4	4	4	5		5	5	5	6	6	5	6															
7	HONDA	60	175	4	5	1	7	9	7	4	10	7	6	4															
			7	7	7	6		6	7	7	7	7	7	7															

14/05/2017

First Line: Championship Standings - Second Line: Ranking Progression

These data/results cannot be reproduced, stored and/or transmitted in whole or in part by any manner of electronic, mechanical, photocopying, recording, broadcasting or otherwise now known or herein after developed without the previous express consent by the copyright owner, except for reproduction in daily press and regular printed publications on sale to the public within 60 days of the event related to those data/results and always provided that copyright symbol appears together as follows below.

© DORNA WSBK ORGANIZATION Srl 2017

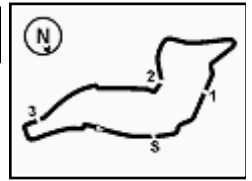
FKR PERUGIA TIMING



Official Tyre Supplier



Official Timekeeper



Imola Circuit 4.936 m

Italian Round, 12-13-14 May 2017 World Superbike - Pirelli Best Lap Award

Points	Points From First	Points From Previous	February 26	March 12	April 2	April 30	May 14	May 28	June 18	July 9	August 20	September 17	October 1	October 22	November 4	
			PHILLIP ISLAND	BURIRAM	ARAGÓN	ASSEN	IMOLA	DONINGTON PARK	MISANO	LAGUNA SECA	LAUSITZRING	PORTIMÃO	MAGNY COURS	JEREZ	LOSAIL	
Fastest Laps																
1 REA Jonathan (GBR)	5		1	1	1	1 1										
2 DAVIES Chaz (GBR)	3 2				1	1 1										
3 MELANDRI Marco (ITA)	2 3 1		1	1												

14/05/2017

These data/results cannot be reproduced, stored and/or transmitted in whole or in part by any manner of electronic, mechanical, photocopying, recording, broadcasting or otherwise now known or herein after developed without the previous express consent by the copyright owner, except for reproduction in daily press and regular printed publications on sale to the public within 60 days of the event related to those data/results and always provided that copyright symbol appears together as follows below.

© DORNA WSBK ORGANIZATION Srl 2017

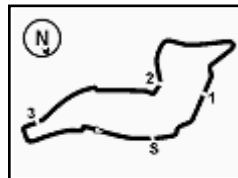
FKR PERUGIA TIMING



Official Tyre Supplier



Official Timekeeper



Italian Round, 12-13-14 May 2017 World Superbike - Rider's Performance

Imola Circuit 4.936 m

Points	Points From First	Points From Previous	February 26 PHILLIP ISLAND		March 12 BURIRAM		April 2 ARAGÓN		April 30 ASSEN		May 14 IMOLA		May 28 DONINGTON PARK		June 18 MISANO		July 9 LAGUNA SECA		August 20 LAUSITZRING		September 17 PORTIMÃO		October 1 MAGNY COURS		October 22 JEREZ		November 4 LOSAIL								
			G	1	2	G	1	2	G	1	2	G	1	2	G	1	2	G	1	2	G	1	2	G	1	2	G	1	2	G	1	2	G	1	2
1	REA	235	1	1	1	1	1	1	2	1	1	1	3	2	2																				
2	DAVIES	161	74	4	2	2	5	2	6	1	Rt	1	3	Rt	3	1	1	1																	
3	SYKES	160	75	1	2	3	6	2	3	2	3	3	4	2	2	2	2	4	3																
4	MELANDRI	124	111	36	3	Rt	3	3	4	3	4	2	3	5	3	Rt	5	3	5																
5	LOWES	94	141	30	5	4	4	4	6	4	12	4	13	12	Rt	5	11	8	6																
6	FORÉS	84	151	10	8	6	5	8	11	8	5	Rt	6	7	4	13	7	5	4																
7	VAN DER MARK	78	157	6	10	9	7	6	5	Rt	7	5	5	8	Rt	4	9	7	9																
8	TORRES	65	170	13	7	7	Rt	10	7	5	6	6	7	9	Rt	7	21	Ns	8																
9	CAMIER	64	171	1	9	5	8	11	8	Rt	15	11	10	11	10	6	4	6	Rt																
10	LAVERTY	55	180	9	13	8	10	7	Rt	15	9	8	9	6	8	8	6	Rt	7																
11	RAMOS	44	191	11	17	13	14	19	15	9	14	Rt	11	15	7	11	14	9	11																
12	BRADL	43	192	1	15	15	15	16	10	Rt	11	9	12	16	6	10	12	10	14																
13	HAYDEN	40	195	3	11	11	Rt	14	9	7	10	10	Rt	10	14	9	13	Rt	12																
14	MERCADO	34	201	6				8	7	8	17	9	12	8	Rt	10																			
15	SAVADORI	28	207	6	6	Rt	9	9	13					4	5	Rt	10	12	13																
16	KRUMMENACHER	25	210	3	14	10	16	13	12	Rt	16	14	14	13	11	14	15	13	15																
17	DE ANGELIS	23	212	2	20	14	11	15	16	11	18	15	Rt	14	12	15	18	11	Rt																
18	REITERBERGER	19	216	4	12	12	13	12	14	10	13	12	16																						
19	DE ROSA	5	230	14										18	13	17	16	14	16																
20	BROOKES	4	231	1	16	Rt	12																												
21	RUSSO	4	231	0	18	16	Rt	17	17	12	19	16	Rt	19	Rt	Rt	19	Rt	Rt																
22	SIMON	4	231	0							17	13	15																						
23	BADOVINI	4	231	0	21	17	Rt	20	Rt	14	21	Rt	17	21	15	16	17	15	Rt																
24	JEZEK	3	232	1	19	18	17	18	18	13	20			20	16	18	20	16	17																

G = Grid - 1 = Race 1 - 2 = Race 2

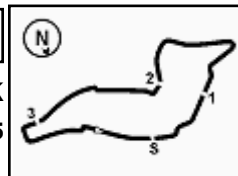
Ns = Did Not Start - Rt = Retired - Ex = Excluded

14/05/2017

These data/results cannot be reproduced, stored and/or transmitted in whole or in part by any manner of electronic, mechanical, photocopying, recording, broadcasting or otherwise now known or herein after developed without the previous express consent by the copyright owner, except for reproduction in daily press and regular printed publications on sale to the public within 60 days of the event related to those data/results and always provided that copyright symbol appears together as follows below.

© DORNA WSBK ORGANIZATION Srl 2017





Imola Circuit 4.936 m

Italian Round, 12-13-14 May 2017 World Superbike - Best Laps & Speeds

1 / 2

No.	Rider	Nat	Bike	Best Lap		FP1		FP2		FP3		SP1		SP2		RC1		W1A		RC2		
				laps	speed	laps	speed	laps	speed	laps	speed	laps	speed	laps	speed	laps	speed	laps	speed	laps	speed	laps
1	7 C. DAVIES	GBR	Ducati Panigale R	1'45.662	283,0	22	280,1	23	282,3	14	282,3	7	283,0	12	282,3	8	282,3	18	280,8	1'46.393	1'46.140	1'46.720
2	66 T. SYKES	GBR	Kawasaki ZX-10RR	1'45.694	284,5	22	284,5	21	280,1	14	280,8	6	282,3	12	276,5	8	280,8	18	279,4	1'47.248	1'46.780	1'47.226
3	1 J. REA	GBR	Kawasaki ZX-10RR	1'45.986	280,8	21	277,9	23	280,1	15	279,4	6	279,4	12	280,1	8	280,8	18	278,7	1'46.872	1'46.269	1'46.880
4	2 L. CAMIER	GBR	MV Agusta 1000 F4	1'46.434	276,5	19	273,7	14	273,7	14	275,1	7	276,5	12	275,8	8	274,4	2	271,0	1'48.051	1'47.246	1'47.650
5	33 M. MELANDRI	ITA	Ducati Panigale R	1'46.610	283,0	22	281,6	23	280,1	11	279,4	7	283,0	12	279,4	8	274,4	18	273,7	1'46.649	1'47.756	1'47.574
6	50 E. LAVERTY	IRL	Aprilia RSV4 RF	1'46.617	279,4	20	273,0	14	273,0	11	274,4	6	279,4	12	275,8	6	273,0	18	273,7	1'47.663	1'48.459	1'48.558
7	12 X. FORÉS	ESP	Ducati Panigale R	1'46.915	277,9	15	277,9	13	277,2	9	275,8	7	277,9	12	277,2	8	273,7	18	275,1	1'47.600	1'47.588	1'47.727
8	36 L. MERCADO	ARG	Aprilia RSV4 RF	1'47.516	275,1	22	275,1	24	273,7	8	273,0	7	274,4	3	268,9	9	270,3	18	273,7	1'48.356	1'48.114	1'48.822
9	60 M. VAN DER MARK	NED	Yamaha YZF R1	1'47.685	277,2	22	273,7	25	274,4	9	271,0	7	277,2	12	273,0	9	273,0	18	275,8	1'48.469	1'48.458	1'48.753
10	32 L. SAVADORI	ITA	Aprilia RSV4 RF	1'47.854	276,5	20	273,7	16	271,0	11	271,6	5	273,7	5	275,1	12	272,3	8	276,5	1'48.572	1'49.576	1'49.134
11	22 A. LOWES	GBR	Yamaha YZF R1	1'47.888	277,2	18	276,5	22	277,2	12	272,3	7	274,4	12	266,3	8	271,0	18	274,4	1'48.237	1'48.172	1'48.146
12	81 J. TORRES	ESP	BMW S 1000 RR	1'48.334	277,9	22	273,7	23	277,2							8	273,0	18	277,9	1'48.334	1'48.528	1'48.528
13	6 S. BRADL	GER	Honda CBR1000RR	1'48.460	275,8	22	275,1	22	272,3	8	273,7	6	272,3	7	275,1	12	273,7	8	275,8	1'48.922	1'48.992	1'49.630
14	69 N. HAYDEN	USA	Honda CBR1000RR	1'48.502	273,0	21	273,0	20	270,3	2	266,9	6	266,9	4	264,3	9	270,3	18	268,9	1'49.709	1'48.502	1'48.918
15	40 R. RAMOS	ESP	Kawasaki ZX-10RR	1'48.734	275,1	25	271,6	24	272,3	14	274,4	6	275,1	12	273,7	8	275,1	18	271,6	1'49.142	1'48.946	1'48.904
16	88 R. KRUMMENACHER	SUI	Kawasaki ZX-10RR	1'48.708	271,0	24	269,6	24	268,3	12	266,3	7	268,9	12	270,3	8	271,0	18	269,6	1'49.518	1'48.956	1'49.278
17	35 R. DE ROSA	ITA	BMW S 1000 RR	1'48.988	274,4	18	274,4	4	270,3	13	271,0	4	267,6	12	271,6	8	268,9	18	271,6	1'49.621	1'49.011	1'49.225
18	86 A. BADOVINI	ITA	Kawasaki ZX-10RR	1'49.007	267,6	14	263,0	17	265,0	10	266,9	6	267,6	12	265,0	5	257,4			1'49.786	1'50.166	
19	15 A. DE ANGELIS	RSM	Kawasaki ZX-10RR	1'49.111	271,0	19	271,0	19	268,9	10	269,6	4	271,0	12	270,3	8	268,9	2	265,0	1'49.227	1'49.173	1'49.316
20	84 R. RUSSO	ITA	Yamaha YZF R1	1'49.198	265,0	20	262,4	20	262,4	9	261,1	5	263,0	6	265,0	6	262,4	9	259,8	1'50.106	1'49.198	1'50.019

14/05/2017

These data/results cannot be reproduced, stored and/or transmitted in whole or in part by any manner of electronic, mechanical, photocopying, recording, broadcasting or otherwise now known or herein after developed without the previous express consent by the copyright owner, except for reproduction in daily press and regular printed publications on sale to the public within 60 days of the event related to those data/results and always provided that copyright symbol appears together as follows below.

© DORNA WSBK ORGANIZATION Srl 2017

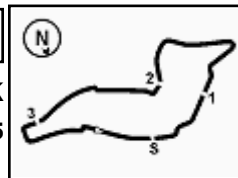
FICR PERUGIA TIMING



Official Tyre Supplier



Official Timekeeper



Imola Circuit 4.936 m

Italian Round, 12-13-14 May 2017 World Superbike - Best Laps & Speeds

2 / 2

No.	Rider		Best Lap		FP1		FP2		FP3		SP1		SP2		RC1		W1A		RC2	
	Nat	Bike	laps	speed	laps	speed	laps	speed	laps	speed	laps	speed	laps	speed	laps	speed	laps	speed	laps	speed
21	37	O. JEZEK	1'49.854		1'50.617		1'50.016		1'49.960		1'50.597				1'50.443		1'49.854		1'49.905	
		CZE Kawasaki ZX-10RR	90	270,3	19	268,9	21	267,6	8	266,9	4	266,9			12	268,9	8	266,9	18	270,3

14/05/2017

These data/results cannot be reproduced, stored and/or transmitted in whole or in part by any manner of electronic, mechanical, photocopying, recording, broadcasting or otherwise now known or herein after developed without the previous express consent by the copyright owner, except for reproduction in daily press and regular printed publications on sale to the public within 60 days of the event related to those data/results and always provided that copyright symbol appears together as follows below.

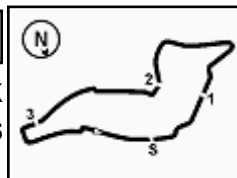
© DORNA WSBK ORGANIZATION Srl 2017

FKR PERUGIA TIMING


Official Tyre Supplier



Official Timekeeper



Imola Circuit 4.936 m

Italian Round, 12-13-14 May 2017

World Superbike - Race Winners

	2014	2015	2016	2017
01 Phillip Island	R1: Laverty (Irl) Suz R2: Guintoli (Fra) Apr	R1: Rea (Gbr) Kaw R2: Haslam (Gbr) Apr	R1: Rea (Gbr) Kaw R2: Rea (Gbr) Kaw	R1: Rea (Gbr) Kaw R2: Rea (Gbr) Kaw
02 Buriram		R1: Rea (Gbr) Kaw R2: Rea (Gbr) Kaw	R1: Rea (Gbr) Kaw R2: Sykes (Gbr) Kaw	R1: Rea (Gbr) Kaw R2: Rea (Gbr) Kaw
03 Aragon	R1: Sykes (Gbr) Kaw R2: Sykes (Gbr) Kaw	R1: Rea (Gbr) Kaw R2: Davies (Gbr) Duc	R1: Davies (Gbr) Duc R2: Davies (Gbr) Duc	R1: Rea (Gbr) Kaw R2: Davies (Gbr) Duc
04 Assen	R1: Guintoli (Fra) Apr R2: Rea (Gbr) Hon	R1: Rea (Gbr) Kaw R2: Rea (Gbr) Kaw	R1: Rea (Gbr) Kaw R2: Rea (Gbr) Kaw	R1: Rea (Gbr) Kaw R2: Rea (Gbr) Kaw
05 Imola	R1: Rea (Gbr) Hon R2: Rea (Gbr) Hon	R1: Rea (Gbr) Kaw R2: Rea (Gbr) Kaw	R1: Davies (Gbr) Duc R2: Davies (Gbr) Duc	R1: Davies (Gbr) Duc R2: Davies (Gbr) Duc
06 Donington Park	R1: Sykes (Gbr) Kaw R2: Sykes (Gbr) Kaw	R1: Sykes (Gbr) Kaw R2: Sykes (Gbr) Kaw	R1: Sykes (Gbr) Kaw R2: Sykes (Gbr) Kaw	
07 Misano World Circuit	R1: Sykes (Gbr) Kaw R2: Sykes (Gbr) Kaw	R1: Sykes (Gbr) Kaw R2: Rea (Gbr) Kaw	R1: Rea (Gbr) Kaw R2: Rea (Gbr) Kaw	
08 Laguna	R1: Melandri (Ita) Apr R2: Sykes (Gbr) Kaw	R1: Davies (Gbr) Duc R2: Davies (Gbr) Duc	R1: Rea (Gbr) Kaw R2: Sykes (Gbr) Kaw	
09 Lausitzring			R1: Davies (Gbr) Duc R2: Rea (Gbr) Kaw	
10 Portimao	R1: Sykes (Gbr) Kaw R2: Rea (Gbr) Hon	R1: Rea (Gbr) Kaw R2: Rea (Gbr) Kaw		
11 Magny-Cours	R1: Guintoli (Fra) Apr R2: Melandri (Ita) Apr	R1: Rea (Gbr) Kaw R2: Rea (Gbr) Kaw	R1: Davies (Gbr) Duc R2: Davies (Gbr) Duc	
12 Jerez	R1: Melandri (Ita) Apr R2: Melandri (Ita) Apr	R1: Sykes (Gbr) Kaw R2: Davies (Gbr) Duc	R1: Davies (Gbr) Duc R2: Davies (Gbr) Duc	
13 Losail	R1: Guintoli (Fra) Apr R2: Guintoli (Fra) Apr	R1: Torres (Esp) Apr R2: Haslam (Gbr) Apr	R1: Davies (Gbr) Duc R2: Davies (Gbr) Duc	

2017

ALL TIMES

7 J. Rea
3 C. Davies

59 C. Fogarty	16 N. Hodgson	7 B. Bostrom	2 P. Goddard	1 G. Goodfellow
52 T. Bayliss	16 J. Toseland	5 D. Tardozzi	2 M. Lucchinelli	1 P. Picotte
45 J. Rea	14 J. Kocinski	5 L. Haslam	2 M. Dowson	1 T. Kipp
43 N. Haga	14 S. Russell	4 R. Phillis	2 K. Magee	1 A. Meklau
33 T. Corser	14 B. Spies	4 Y. Kagayama	2 H. Izutsu	1 J. Reynolds
31 C. Edwards	13 A. Slight	4 M. Fabrizio	2 S. Byrne	1 C. Walker
31 T. Sykes	13 E. Laverty	3 M. Doohan	2 M. Neukirchner	1 N. Hayden
27 D. Polen	11 S. Mertens	3 A. Yanagawa	2 L. Baz	1 A. Pitt
24 C. Checa	11 R. Xaus	3 M. Tamada	1 A. Ryo	1 G. McCoy
23 R. Roche	11 R. Laconi	3 L. Lanzi	1 K. Kitagawa	1 F. Nieto
23 C. Davies	10 F. Pirovano	3 R. Kiyonari	1 Y. Takeda	1 A. Barros
21 M. Biaggi	10 C. Vermeulen	3 C. Crutchlow	1 T. Aoki	1 J. Torres
19 M. Melandri	9 S. Guintoli	2 M. Lucchiari	1 J. Whitham	
17 P. Chili	8 F. Merkel	2 T. Rymer	1 A. Vieira	
16 G. Falappa	8 A. Gobert	2 D. Chandler	1 A. Morillas	

23/02/2014

These data/results cannot be reproduced, stored and/or transmitted in whole or in part by any manner of electronic, mechanical, photocopying, recording, broadcasting or otherwise now known or herein after developed without the previous express consent by the copyright owner, except for reproduction in daily press and regular printed publications on sale to the public within 60 days of the event related to those data/results and always provided that copyright symbol appears together as follows below.

© DORNA WSBK ORGANIZATION Srl 2017

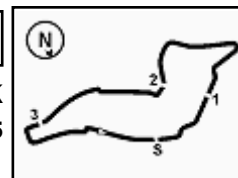
FIGR PERUGIA TIMING



Official Tyre Supplier



Official Timekeeper



Imola Circuit 4.936 m

Italian Round, 12-13-14 May 2017

World Superbike - Team Standings

		February 26 PHILLIP ISLAND	March 12 BURIRAM	April 2 ARAGÓN	April 30 ASSEN	May 14 IMOLA	May 28 DONINGTON PARK	June 18 MISANO	July 9 LAGUNA SECA	August 20 LAUSITZRING	September 17 PORTIMÃO	October 1 MAGNY COURS	October 22 JEREZ	November 4 LOSAIL	
1 Kawasaki Racing Team		395													
REA Jonathan	235	25	25	25	25	25	20	25	25	20	20				
SYKES Tom	160	16	10	16	20	16	13	20	20	13	16				
2 Aruba.it Racing - Ducati		285													
DAVIES Chaz	161	20	20	20	10		25		16	25	25				
MELANDRI Marco	124		16	13	16	20	16	16		16	11				
3 Pata Yamaha Official WorldSBK Team		172													
LOWES Alex	94	13	13	10	13	13	3		11	8	10				
VAN DER MARK Michael	78	7	9	11		11	11		13	9	7				
4 Althea BMW Racing Team		89													
TORRES Jordi	65	9		9	11	10	9		9		8				
REITERBERGER Markus	19	4	3	2	6	4									
DE ROSA Raffaele	5						3		2						
5 Milwaukee Aprilia		87													
LAVERTY Eugene	55	8	6		1	8	7	8	8		9				
SAVADORI Lorenzo	28		7	3				11		4	3				
SIMON Julian	4					3	1								
6 BARNI Racing Team		84													
FORÉS Xavi	84	10	11	5	8		10	13	3	11	13				
7 Red Bull Honda World Superbike Team		83													
BRADL Stefan	43	1	1	6		7	4	10	6	6	2				
HAYDEN Nicky	40	5		7	9	6		2	7		4				
8 MV Agusta Reparto Corse		64													
CAMIER Leon	64	11	8	8		5	6	6	10	10					
9 Team Kawasaki Go Eleven		44													
RAMOS Román	44	3	2	1	7		5	9	5	7	5				
10 IODARacing		34													
MERCADO Leandro	34					9	8	7	4		6				
11 Kawasaki Puccetti Racing		25													
KRUMMENACHER Randy	25	6		4		2	2	5	2	3	1				
12 Pedercini Racing SC-Project		23													
DE ANGELIS Alex	23	2	5		5	1		4	1	5					
13 Grillini Racing Team		7													
BADOVINI Ayrtton	4				2			1		1					
JEZEK Ondrej	3				3										
14 ERMotorsport-EliteRoads.com.au		4													
BROOKES Joshua	4		4												
15 Guandalini Racing		4													
RUSSO Riccardo	4				4										

14/05/2017

These data/results cannot be reproduced, stored and/or transmitted in whole or in part by any manner of electronic, mechanical, photocopying, recording, broadcasting or otherwise now known or herein after developed without the previous express consent by the copyright owner, except for reproduction in daily press and regular printed publications on sale to the public within 60 days of the event related to those data/results and always provided that copyright symbol appears together as follows below.

© DORNA WSBK ORGANIZATION Srl 2017

IFICR PERUGIA TIMING



Official Tyre Supplier



Official Timekeeper