

Imola Circuit 4.936 m

1 / 2

Italian Round, 12-13-14 May 2017

World Superbike - Results Superpole 1

No.	Rider	Nat	Team	Bike	Time	Gap	Rel.	Laps	Speed	
									Avg	Max
1*	6 S. BRADL	GER	Red Bull Honda World Superbike Team	Honda CBR1000RR	1'48.460			6	163,836	272,4
2*	32 L. SAVADORI	ITA	Milwaukee Aprilia	Aprilia RSV4 RF	1'48.572	0.112	0.112	5	163,667	273,7
3	69 N. HAYDEN	USA	Red Bull Honda World Superbike Team	Honda CBR1000RR	1'48.698	0.238	0.126	6	163,477	267,0
4	40 R. RAMOS	ESP	Team Kawasaki Go Eleven	Kawasaki ZX-10RR	1'48.734	0.274	0.036	6	163,423	275,1
5	88 R. KRUMMENACHER	SUI	Kawasaki Puccetti Racing	Kawasaki ZX-10RR	1'48.958	0.498	0.224	7	163,087	269,0
6	35 R. DE ROSA	ITA	Althea BMW Racing Team	BMW S 1000 RR	1'48.988	0.528	0.030	4	163,042	267,6
7	86 A. BADOVINI	ITA	Grillini Racing Team	Kawasaki ZX-10RR	1'49.007	0.547	0.019	6	163,013	267,6
8	15 A. DE ANGELIS	RSM	Pedercini Racing SC-Project	Kawasaki ZX-10RR	1'49.111	0.651	0.104	4	162,858	271,0
9	84 R. RUSSO	ITA	Guandalini Racing	Yamaha YZF R1	1'49.519	1.059	0.408	5	162,251	263,1
10	37 O. JEZEK	CZE	Grillini Racing Team	Kawasaki ZX-10RR	1'50.597	2.137	1.078	4	160,670	267,0
11	81 J. TORRES	ESP	Althea BMW Racing Team	BMW S 1000 RR				0		

* Qualified to Superpole 2

AIR	Humidity:	53%	Temp:	22°C
TRACK	Condition:	Dry	Temp:	34°C

Records	Pole (SP2)	2016	C.Davies	1'45.598	168,280	Km/h
	Race (RC1)	2016	C.Davies	1'46.700	166,540	Km/h
	Circuit (SP2)	2016	C.Davies	1'45.598	168,280	Km/h

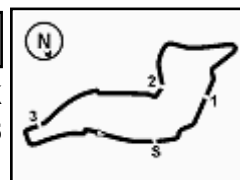
Start
13/05/2017 10:30

End
10:46

The results are provisional until the end of the time limit for protests and appeals and the completion of the technical checks.

These data/results cannot be reproduced, stored and/or transmitted in whole or in part by any manner of electronic, mechanical, photocopying, recording, broadcasting or otherwise now known or herein after developed without the previous express consent by the copyright owner, except for reproduction in daily press and regular printed publications on sale to the public within 60 days of the event related to those data/results and always provided that copyright symbol appears together as follows below.

© DORNA WSBK ORGANIZATION Srl 2017



Italian Round, 12-13-14 May 2017

World Superbike - Results Superpole 1

Session Highlights

Local Time	No. Rider	Description
10.30.00		Start
10.35.11	32 L. SAVADORI	Lap Cancelled - Exit Track Limits - Turn 15
10.43.25	37 O. JEZEK	Crashed - Turn 3
10.44.03	35 R. DE ROSA	Crashed - Turn 3
10.46.41		End Of Session

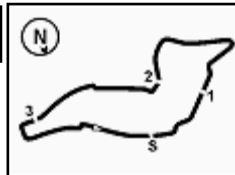
Fastest Laps Sequence

No.	Rider	Nat	Team	Bike	Local Time	Time	Gap	Avg
84	R. RUSSO	ITA	Guandalini Racing	Yamaha YZF R1	10:33'54.441	1'49.879		161,720
32	L. SAVADORI	ITA	Milwaukee Aprilia	Aprilia RSV4 RF	10:33'57.505	1'49.030	-0.849	162,979
69	N. HAYDEN	USA	Red Bull Honda World Superbike Team	Honda CBR1000RR	10:36'07.462	1'48.698	-0.332	163,477
6	S. BRADL	GER	Red Bull Honda World Superbike Team	Honda CBR1000RR	10:37'43.802	1'48.460	-0.238	163,836

13/05/2017 Start End The results are provisional until the end of the time limit for protests and appeals
10:30 10:46 and the completion of the technical checks.

These data/results cannot be reproduced, stored and/or transmitted in whole or in part by any manner of electronic, mechanical, photocopying, recording, broadcasting or otherwise now known or herein after developed without the previous express consent by the copyright owner, except for reproduction in daily press and regular printed publications on sale to the public within 60 days of the event related to those data/results and always provided that copyright symbol appears together as follows below.

© DORNA WSBK ORGANIZATION Srl 2017



Imola Circuit 4.936 m

Italian Round, 12-13-14 May 2017 World Superbike - Best Sector & Speed Superpole 1

BEST LAP

1	6 S. BRADL	Honda CBR1000RR	1'48.460
2	32 L. SAVADORI	Aprilia RSV4 RF	1'48.572
3	69 N. HAYDEN	Honda CBR1000RR	1'48.698
4	40 R. RAMOS	Kawasaki ZX-10RR	1'48.734
5	88 R. KRUMMENACHER	Kawasaki ZX-10RR	1'48.958
6	35 R. DE ROSA	BMW S 1000 RR	1'48.988
7	86 A. BADOVINI	Kawasaki ZX-10RR	1'49.007
8	15 A. DE ANGELIS	Kawasaki ZX-10RR	1'49.111
9	84 R. RUSSO	Yamaha YZF R1	1'49.519
10	37 O. JEZEK	Kawasaki ZX-10RR	1'50.597
11	81 J. TORRES	BMW S 1000 RR	

SPEED

1	40 R. RAMOS	Kawasaki ZX-10RR	275.1
2	32 L. SAVADORI	Aprilia RSV4 RF	273.7
3	6 S. BRADL	Honda CBR1000RR	272.4
4	15 A. DE ANGELIS	Kawasaki ZX-10RR	271.0
5	88 R. KRUMMENACHER	Kawasaki ZX-10RR	269.0
6	86 A. BADOVINI	Kawasaki ZX-10RR	267.6
7	35 R. DE ROSA	BMW S 1000 RR	267.6
8	37 O. JEZEK	Kawasaki ZX-10RR	267.0
9	69 N. HAYDEN	Honda CBR1000RR	267.0
10	84 R. RUSSO	Yamaha YZF R1	263.1

SEG. 1

1	32 L. SAVADORI	7.615
2	35 R. DE ROSA	7.657
3	69 N. HAYDEN	7.714
4	86 A. BADOVINI	7.716
5	40 R. RAMOS	7.745
6	15 A. DE ANGELIS	7.752
7	88 R. KRUMMENAC	7.759
8	6 S. BRADL	7.772
9	84 R. RUSSO	7.846
10	37 O. JEZEK	7.900

SEG. 2

1	32 L. SAVADORI	15.286
2	40 R. RAMOS	15.307
3	6 S. BRADL	15.363
4	88 R. KRUMMENAC	15.419
5	86 A. BADOVINI	15.425
6	69 N. HAYDEN	15.474
7	84 R. RUSSO	15.502
8	15 A. DE ANGELIS	15.519
9	35 R. DE ROSA	15.534
10	37 O. JEZEK	15.727

SEG. 3

1	88 R. KRUMMENAC	33.578
2	69 N. HAYDEN	33.797
3	15 A. DE ANGELIS	33.805
4	32 L. SAVADORI	33.861
5	6 S. BRADL	33.894
6	84 R. RUSSO	33.932
7	40 R. RAMOS	33.964
8	86 A. BADOVINI	34.055
9	35 R. DE ROSA	34.168
10	37 O. JEZEK	34.360

SEG. 4

1	40 R. RAMOS	28.474
2	6 S. BRADL	28.581
3	88 R. KRUMMENAC	28.709
4	69 N. HAYDEN	28.827
5	32 L. SAVADORI	28.853
6	35 R. DE ROSA	28.883
7	86 A. BADOVINI	28.943
8	15 A. DE ANGELIS	28.982
9	84 R. RUSSO	29.215
10	37 O. JEZEK	29.221

SEG. 5

1	32 L. SAVADORI	22.705
2	35 R. DE ROSA	22.746
3	40 R. RAMOS	22.761
4	84 R. RUSSO	22.786
5	86 A. BADOVINI	22.825
6	6 S. BRADL	22.849
7	69 N. HAYDEN	22.851
8	15 A. DE ANGELIS	22.884
9	88 R. KRUMMENAC	22.899
10	37 O. JEZEK	23.313

13/05/2017

These data/results cannot be reproduced, stored and/or transmitted in whole or in part by any manner of electronic, mechanical, photocopying, recording, broadcasting or otherwise now known or herein after developed without the previous express consent by the copyright owner, except for reproduction in daily press and regular printed publications on sale to the public within 60 days of the event related to those data/results and always provided that copyright symbol appears together as follows below.

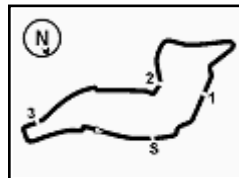
© DORNA WSBK ORGANIZATION Srl 2017

FICR PERUGIA TIMING


Official Tyre Supplier



Official Timekeeper



Imola Circuit 4.936 m

Italian Round, 12-13-14 May 2017 World Superbike - Ideal Times Superpole 1

No.	Rider	Nat	Bike	Seg. 1	Seg. 2	Seg. 3	Seg. 4	Seg. 5	Ideal Time		
				Diff. 1	Diff. 2	Diff. 3	Diff. 4	Diff. 5	Best Lap	Pos.	Diff.
1	40 R. RAMOS	ESP	Kawasaki ZX-10RR	7.745 0.125	15.307	33.964	28.474 0.350	22.761 0.008	1'48.251 1'48.734	5	0.483
2	32 L. SAVADORI	ITA	Aprilia RSV4 RF	7.615 0.146	15.286	33.861	28.853	22.705 0.106	1'48.320 1'48.572	3	0.252
3	88 R. KRUMMENACHER	SUI	Kawasaki ZX-10RR	7.759 0.125	15.419	33.578 0.259	28.709 0.210	22.899	1'48.364 1'48.958	6	0.594
4	6 S. BRADL	GER	Honda CBR1000RR	7.772	15.363	33.894	28.581	22.849 0.001	1'48.459 1'48.460	2	0.001
5	69 N. HAYDEN	USA	Honda CBR1000RR	7.714 0.035	15.474	33.797	28.827	22.851	1'48.663 1'48.698	4	0.035
6	15 A. DE ANGELIS	RSM	Kawasaki ZX-10RR	7.752 0.058	15.519	33.805	28.982 0.111	22.884	1'48.942 1'49.111	9	0.169
7	86 A. BADOVINI	ITA	Kawasaki ZX-10RR	7.716	15.425	34.055	28.943 0.043	22.825	1'48.964 1'49.007	8	0.043
8	35 R. DE ROSA	ITA	BMW S 1000 RR	7.657	15.534	34.168	28.883	22.746	1'48.988 1'48.988	7	
9	84 R. RUSSO	ITA	Yamaha YZF R1	7.846 0.116	15.502 0.122	33.932	29.215	22.786	1'49.281 1'49.519	10	0.238
10	37 O. JEZEK	CZE	Kawasaki ZX-10RR	7.900	15.727	34.360	29.221 0.067	23.313 0.009	1'50.521 1'50.597	11	0.076
Overall Ideal Time				7.615	15.286	33.578	28.474	22.705	1'47.658		

13/05/2017

These data/results cannot be reproduced, stored and/or transmitted in whole or in part by any manner of electronic, mechanical, photocopying, recording, broadcasting or otherwise now known or herein after developed without the previous express consent by the copyright owner, except for reproduction in daily press and regular printed publications on sale to the public within 60 days of the event related to those data/results and always provided that copyright symbol appears together as follows below.

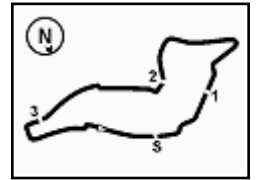
© DORNA WSBK ORGANIZATION Srl 2017

FICR PERUGIA TIMING


Official Tyre Supplier



Official Timekeeper



Italian Round, 12-13-14 May 2017 World Superbike - Best Sector & Speed Superpole 1

1° 6 S. BRADL (1'48.460)								
Lap	Seg. 1	Seg. 2	Seg. 3	Seg. 4	Seg. 5	Lap Time	km/h	Local Time
1	18.004	17.840	35.651	29.421	23.400	2'04.316 P		10:32'01.577
2	7.777	15.625	34.099	29.099	22.849	1'49.449	271.7	10:34'05.893
3	7.772	15.363	33.894	28.581	22.850	1'48.460	270.3	10:37'43.802
4	7.829	16.091	35.395	29.496	2'08.190	3'37.001 P	254.4	10:41'20.803
5	13.078	17.284	35.992	30.678	31.183	2'08.215 P	193.3	10:43'29.018
6	7.811	15.419	34.330	28.620	22.931	1'49.111	272.4	10:45'18.129

9° 84 R. RUSSO (1'49.519)								
Lap	Seg. 1	Seg. 2	Seg. 3	Seg. 4	Seg. 5	Lap Time	km/h	Local Time
1		20.451	37.308	31.207	23.262		121.3	10:32'04.562
2	7.921	15.502	34.069	29.451	22.936	1'49.879	262.4	10:33'54.441
3	7.962	15.624	33.932	29.215	22.786	1'49.519	261.2	10:35'43.960
4	7.851	16.567	35.415	30.300	3'56.646	5'26.779 P	263.1	10:41'10.739
5	12.548	17.307	35.402	32.203	44.244	2'21.704 P	207.0	10:43'32.443
6	7.846	15.877	34.186	34.890	22.941	1'55.740	246.2	10:45'28.183

2° 32 L. SAVADORI (1'48.572)								
Lap	Seg. 1	Seg. 2	Seg. 3	Seg. 4	Seg. 5	Lap Time	km/h	Local Time
1		17.822	36.460	35.015	23.166		159.3	10:32'08.475
2	7.773	15.493	34.081	28.978	22.705	1'49.030	261.8	10:33'57.505
3	7.615	15.456	34.604	41.076	4'56.940	6'35.691 C	271.0	10:40'33.196
4	13.468	17.421	35.662	37.942	35.596	2'20.089 P	181.9	10:42'53.285
5	7.695	15.511	34.040	28.888	22.747	1'48.881	262.4	10:44'42.166
6	7.761	15.286	33.861	28.853	22.811	1'48.572	273.7	10:46'30.738

10° 37 O. JEZEK (1'50.597)								
Lap	Seg. 1	Seg. 2	Seg. 3	Seg. 4	Seg. 5	Lap Time	km/h	Local Time
1		19.388	37.974	32.775	24.010		151.7	10:32'06.098
2	7.928	15.857	34.497	29.221	23.313	1'50.816	265.0	10:33'56.914
3	7.900	15.727	34.360	29.288	23.322	1'50.597	265.7	10:35'47.511
4	8.089	16.328	36.126	30.366	2'43.818	4'14.727 P	259.3	10:40'02.238
5	22.915	28.688	39.941	36.335	40.593	2'48.472 P		10:42'50.710

3° 69 N. HAYDEN (1'48.698)								
Lap	Seg. 1	Seg. 2	Seg. 3	Seg. 4	Seg. 5	Lap Time	km/h	Local Time
1	14.056	21.308	39.594	33.210	30.243	2'18.411 P	157.2	10:32'28.540
2	7.860	15.945	34.325	28.969	23.125	1'50.224	253.2	10:34'18.764
3	7.749	15.474	33.797	28.827	22.851	1'48.698	267.0	10:36'07.462
4	7.758	15.962	34.699	30.228	3'17.602	4'46.249 P	239.1	10:40'53.711
5	12.337	16.441	35.092	49.918	44.578	2'38.366 P	207.4	10:43'32.077
6	7.714	16.093	34.202	28.855	23.066	1'49.930	260.5	10:45'22.007

4° 40 R. RAMOS (1'48.734)								
Lap	Seg. 1	Seg. 2	Seg. 3	Seg. 4	Seg. 5	Lap Time	km/h	Local Time
1		22.376	39.027	35.603	27.824		124.1	10:32'25.840
2	8.007	16.059	34.830	30.494	23.758	1'53.148	267.0	10:34'18.988
3	7.745	15.452	34.005	28.796	22.761	1'48.759	270.3	10:36'07.747
4	7.753	16.055	34.480	29.087	2'50.894	4'18.269 P	257.4	10:40'26.016
5	14.641	18.993	35.410	36.082	38.263	2'23.389 P	148.0	10:42'49.405
6	7.753	15.345	34.156	28.474	29.742	1'55.470	274.4	10:44'44.875
7	7.870	15.307	33.964	28.824	22.769	1'48.734	275.1	10:46'33.609

5° 88 R. KRUMMENACHER (1'48.958)								
Lap	Seg. 1	Seg. 2	Seg. 3	Seg. 4	Seg. 5	Lap Time	km/h	Local Time
1	12.800	20.874	39.728	31.016	31.113	2'15.531 P	177.1	10:30'12.186
2	7.955	15.669	34.164	28.709	23.183	1'49.680	263.1	10:34'17.397
3	7.815	15.487	33.957	28.963	22.927	1'49.149	267.0	10:36'06.546
4	7.873	16.004	37.978	30.591	2'45.259	4'17.705 P	253.2	10:40'24.251
5	17.072	18.891	36.382	30.404	35.470	2'18.219 P	131.2	10:42'42.470
6	7.884	15.419	33.837	28.919	22.899	1'48.958	269.0	10:44'31.428
7	7.759	15.570	33.578	37.042	23.613	1'57.562	269.0	10:46'28.990

6° 35 R. DE ROSA (1'48.988)								
Lap	Seg. 1	Seg. 2	Seg. 3	Seg. 4	Seg. 5	Lap Time	km/h	Local Time
1		23.972	41.824	33.734	30.146			10:32'28.809
2	7.823	15.928	34.438	29.103	23.171	1'50.463	258.0	10:34'19.272
3	7.657	15.534	34.168	28.883	22.746	1'48.988	264.4	10:36'08.260
4	7.679	16.258	35.178	30.775	2'58.221	4'28.111 P	247.9	10:40'36.371
5	12.003	17.761	42.923	53.823	47.213	2'53.723 P	210.7	10:43'30.094

7° 86 A. BADOVINI (1'49.007)								
Lap	Seg. 1	Seg. 2	Seg. 3	Seg. 4	Seg. 5	Lap Time	km/h	Local Time
1		19.981	36.110	35.685	23.455			10:32'10.877
2	7.798	15.594	34.327	29.029	22.979	1'49.727	263.1	10:34'00.604
3	7.765	15.611	34.101	29.189	22.924	1'49.590	265.7	10:35'50.194
4	7.767	16.192	36.306	30.942	2'32.384	4'03.591 P	261.8	10:39'53.785
5	29.980	28.432	42.589	34.717	35.712	2'51.430 P		10:42'45.215
6	7.761	15.462	34.165	28.943	23.181	1'49.512	267.0	10:44'34.727
7	7.716	15.425	34.055	28.986	22.825	1'49.007	267.6	10:46'23.734

8° 15 A. DE ANGELIS (1'49.111)								
Lap	Seg. 1	Seg. 2	Seg. 3	Seg. 4	Seg. 5	Lap Time	km/h	Local Time
1		18.485	35.948	35.072	23.368			10:32'09.643
2	7.810	15.519	33.805	29.093	22.884	1'49.111	263.7	10:33'58.754
3	7.752	17.782	37.846	33.838	4'37.133	6'14.351 P	267.6	10:40'13.105
4	22.301	25.157	39.737	33.376	30.751	2'31.322 P		10:42'44.427
5	7.892	15.674	33.947	29.001	22.893	1'49.407	264.4	10:44'33.834

13/05/2017

P = Pits In/Out - C = Lap-Time Cancelled

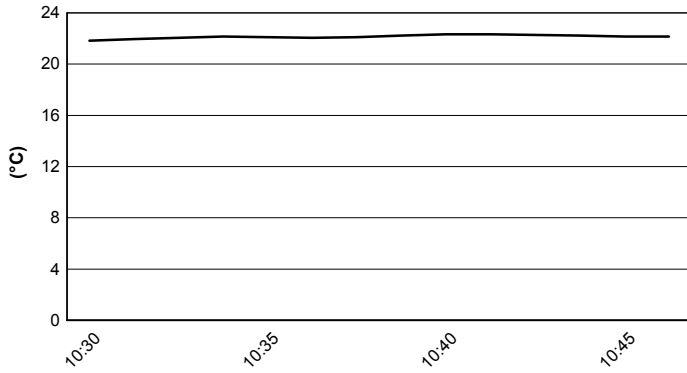
These data/results cannot be reproduced, stored and/or transmitted in whole or in part by any manner of electronic, mechanical, photocopying, recording, broadcasting or otherwise now known or herein after developed without the previous express consent by the copyright owner, except for reproduction in daily press and regular printed publications on sale to the public within 60 days of the event related to those data/results and always provided that copyright symbol appears together as follows below.

© DORNA WSBK ORGANIZATION Srl 2017

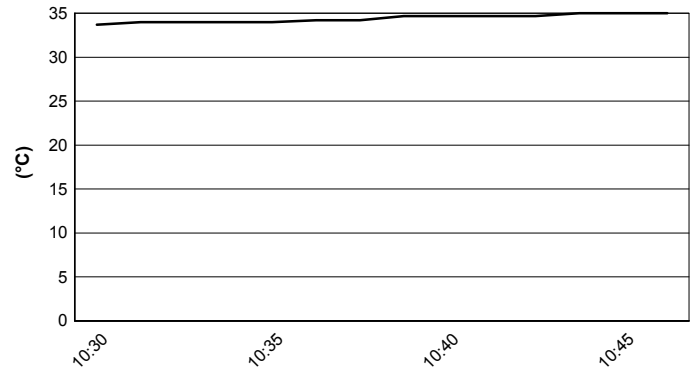
Italian Round, 12-13-14 May 2017
World Superbike - Weather Report Superpole 1

Session started 10:30 Session ended 10:46


Air Temperature



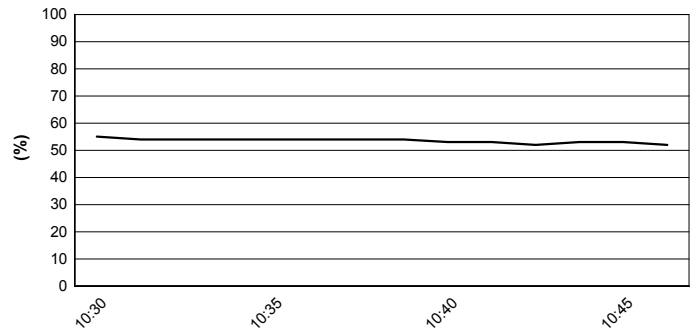
Track Temperature



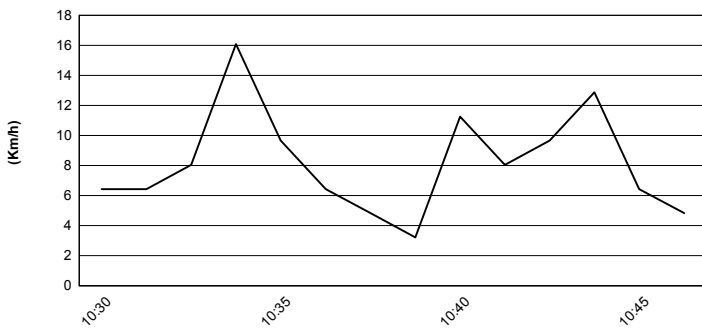
Air Pressure



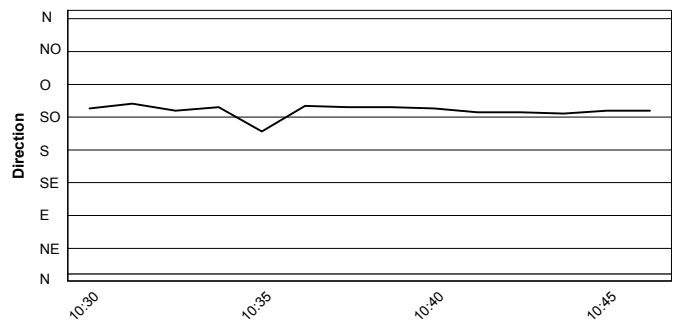
Humidity



Wind Speed



Wind Direction



13/05/2017

These data/results cannot be reproduced, stored and/or transmitted in whole or in part by any manner of electronic, mechanical, photocopying, recording, broadcasting or otherwise now known or herein after developed without the previous express consent by the copyright owner, except for reproduction in daily press and regular printed publications on sale to the public within 60 days of the event related to those data/results and always provided that copyright symbol appears together as follows below.
© DORNA WSBK ORGANIZATION Srl 2017