

Italian Round, 12-13-14 May 2017

World Superbike - Free Practices & Superpole Combined Results

No.	Rider	Nat	Team	Bike	FP 1	FP 2	Laps	Superpole	Gap	Time	Avg
1	7 C. DAVIES	GBR	Aruba.it Racing - Ducati	Ducati Panigale R	1'47.279	1'46.229	45	1'45.662		1'45.662	168,174
2	66 T. SYKES	GBR	Kawasaki Racing Team	Kawasaki ZX-10RR	1'47.279	1'47.125	43	1'45.694	0.032	1'45.694	168,123
3	1 J. REA	GBR	Kawasaki Racing Team	Kawasaki ZX-10RR	1'47.023	1'46.694	44	1'45.986	0.324	1'45.986	167,660
4	2 L. CAMIER	GBR	MV Agusta Reparto Corse	MV Agusta 1000 F4	1'48.128	1'48.101	33	1'46.434	0.772	1'46.434	166,954
5	33 M. MELANDRI	ITA	Aruba.it Racing - Ducati	Ducati Panigale R	1'47.360	1'47.191	45	1'46.610	0.948	1'46.610	166,679
6	50 E. LAVERTY	IRL	Milwaukee Aprilia	Aprilia RSV4 RF	1'48.355	1'48.312	34	1'46.617	0.955	1'46.617	166,668
7	12 X. FORÉS	ESP	BARNI Racing Team	Ducati Panigale R	1'47.994	1'47.862	28	1'46.915	1.253	1'46.915	166,203
8	36 L. MERCADO	ARG	IODARacing	Aprilia RSV4 RF	1'48.931	1'48.284	46	1'47.516	1.854	1'47.516	165,274
9	60 M. VAN DER MARK	NED	Pata Yamaha Official WorldSBK Team	Yamaha YZF R1	1'48.265	1'48.386	47	1'47.685	2.023	1'47.685	165,015
10	32 L. SAVADORI	ITA	Milwaukee Aprilia	Aprilia RSV4 RF	1'50.176	1'49.844	36	1'47.854	2.192	1'47.854	164,756
11	22 A. LOWES	GBR	Pata Yamaha Official WorldSBK Team	Yamaha YZF R1	1'48.564	1'48.089	40	1'47.888	2.226	1'47.888	164,704
12	6 S. BRADL	GER	Red Bull Honda World Superbike Team	Honda CBR1000RR	1'49.616	1'48.766	44	1'48.518	2.856	1'48.518	163,748
13	69 N. HAYDEN	USA	Red Bull Honda World Superbike Team	Honda CBR1000RR	1'48.541	1'48.809	41	1'48.698		1'48.698	163,477
14	40 R. RAMOS	ESP	Team Kawasaki Go Eleven	Kawasaki ZX-10RR	1'49.359	1'48.855	49	1'48.734	0.036	1'48.734	163,423
15	88 R. KRUMMENACHER	SUI	Kawasaki Puccetti Racing	Kawasaki ZX-10RR	1'49.685	1'49.261	48	1'48.958	0.260	1'48.958	163,087
16	35 R. DE ROSA	ITA	Althea BMW Racing Team	BMW S 1000 RR	1'50.294	1'51.132	22	1'48.988	0.290	1'48.988	163,042
17	86 A. BADOVINI	ITA	Grillini Racing Team	Kawasaki ZX-10RR	1'50.628	1'49.640	31	1'49.007	0.309	1'49.007	163,013
18	15 A. DE ANGELIS	RSM	Pedercini Racing SC-Project	Kawasaki ZX-10RR	1'50.264	1'49.560	38	1'49.111	0.413	1'49.111	162,858
19	84 R. RUSSO	ITA	Guandalini Racing	Yamaha YZF R1	1'49.766	1'49.608	40	1'49.519	0.821	1'49.519	162,251
20	37 O. JEZEK	CZE	Grillini Racing Team	Kawasaki ZX-10RR	1'50.617	1'50.016	40	1'50.597	1.899	1'50.597	160,670
21	81 J. TORRES	ESP	Althea BMW Racing Team	BMW S 1000 RR	1'48.334	1'48.336	45			1'48.334	164,026

13/05/2017

The results are provisional until the end of the time limit for protests and appeals and the completion of the technical checks.

These data/results cannot be reproduced, stored and/or transmitted in whole or in part by any manner of electronic, mechanical, photocopying, recording, broadcasting or otherwise now known or herein after developed without the previous express consent by the copyright owner, except for reproduction in daily press and regular printed publications on sale to the public within 60 days of the event related to those data/results and always provided that copyright symbol appears together as follows below.

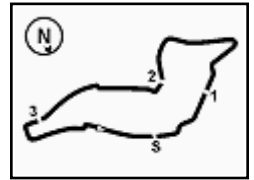
© DORNA WSBK ORGANIZATION Srl 2017

PIRELLI PERUGIA TIMING


Official Tyre Supplier



Official Timekeeper




Imola Circuit 4.936 m

Italian Round, 12-13-14 May 2017

World Superbike - Starting Grid - Race 1

19 Laps x 4,936 km = 93,784 km



Pos	Number	Name	Team	Time	SP
1	7	DAVIES C.	Ducati	1'45.662	SP2
2	66	SYKES T.	Kawasaki	1'45.694	SP2
3	1	REA J.	Kawasaki	1'45.986	SP2
4	2	CAMIER L.	MV Agusta	1'46.434	SP2
5	33	MELANDRI M.	Ducati	1'46.610	SP2
6	50	LAVERTY E.	Aprilia	1'46.617	SP2
7	12	FORÉS X.	Ducati	1'46.915	SP2
8	36	MERCADO L.	Aprilia	1'47.516	SP2
9	60	VAN DER MARK M.	Yamaha	1'47.685	SP2
10	32	SAVADORI L.	Aprilia	1'47.854	SP2
11	22	LOWES A.	Yamaha	1'47.888	SP2
12	6	BRADL S.	Honda	1'48.518	SP2
13	69	HAYDEN N.	Honda	1'48.698	SP1
14	40	RAMOS R.	Kawasaki	1'48.734	SP1
15	88	KRUMMENACHER R.	Kawasaki	1'48.958	SP1
16	35	DE ROSA R.	BMW	1'48.988	SP1
17	86	BADOVINI A.	Kawasaki	1'49.007	SP1
18	15	DE ANGELIS A.	Kawasaki	1'49.111	SP1
19	84	RUSSO R.	Yamaha	1'49.519	SP1
20	37	JEZEK O.	Kawasaki	1'50.597	SP1
21	81	TORRES J.	BMW		

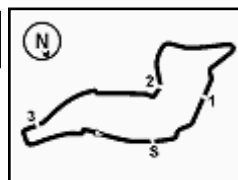
13/05/2017 Jury President

..... Race Director

These data/results cannot be reproduced, stored and/or transmitted in whole or in part by any manner of electronic, mechanical, photocopying, recording, broadcasting or otherwise now known or herein after developed without the previous express consent by the copyright owner, except for reproduction in daily press and regular printed publications on sale to the public within 60 days of the event related to those data/results and always provided that copyright symbol appears together as follows below.

© DORNA WSBK ORGANIZATION Srl 2017





Imola Circuit 4.936 m

1 / 2

Italian Round, 12-13-14 May 2017

World Superbike - Results Superpole 2

No.	Rider	Nat	Team	Bike	Time	Gap	Rel.	Laps	Speed	
									Avg	Max
1	7 C. DAVIES	GBR	Aruba.it Racing - Ducati	Ducati Panigale R	1'45.662			7	168,174	283,1
2	66 T. SYKES	GBR	Kawasaki Racing Team	Kawasaki ZX-10RR	1'45.694	0.032	0.032	6	168,123	282,3
3	1 J. REA	GBR	Kawasaki Racing Team	Kawasaki ZX-10RR	1'45.986	0.324	0.292	6	167,660	279,4
4	2 L. CAMIER	GBR	MV Agusta Reparto Corse	MV Agusta 1000 F4	1'46.434	0.772	0.448	7	166,954	276,6
5	33 M. MELANDRI	ITA	Aruba.it Racing - Ducati	Ducati Panigale R	1'46.610	0.948	0.176	7	166,679	283,1
6	50 E. LAVERTY	IRL	Milwaukee Aprilia	Aprilia RSV4 RF	1'46.617	0.955	0.007	6	166,668	279,4
7	12 X. FORÉS	ESP	BARNI Racing Team	Ducati Panigale R	1'46.915	1.253	0.298	7	166,203	278,0
8	36 L. MERCADO	ARG	IODARacing	Aprilia RSV4 RF	1'47.516	1.854	0.601	7	165,274	274,4
9	60 M. VAN DER MARK	NED	Pata Yamaha Official WorldSBK Team	Yamaha YZF R1	1'47.685	2.023	0.169	7	165,015	277,3
10	32 L. SAVADORI	ITA	Milwaukee Aprilia	Aprilia RSV4 RF	1'47.854	2.192	0.169	5	164,756	275,1
11	22 A. LOWES	GBR	Pata Yamaha Official WorldSBK Team	Yamaha YZF R1	1'47.888	2.226	0.034	7	164,704	274,4
12	6 S. BRADL	GER	Red Bull Honda World Superbike Team	Honda CBR1000RR	1'48.518	2.856	0.630	7	163,748	275,1

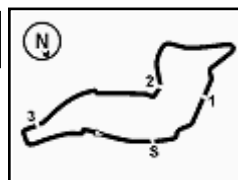
AIR	Humidity:	50%	Temp:	22°C
TRACK	Condition:	Dry	Temp:	36°C

Records	Pole (SP2)	2016	C.Davies	1'45.598	168,280	Km/h
	Race (RC1)	2016	C.Davies	1'46.700	166,540	Km/h
	Circuit (SP2)	2016	C.Davies	1'45.598	168,280	Km/h

Start End The results are provisional until the end of the time limit for protests and appeals
13/05/2017 10:55 11:11 and the completion of the technical checks.

These data/results cannot be reproduced, stored and/or transmitted in whole or in part by any manner of electronic, mechanical, photocopying, recording, broadcasting or otherwise now known or herein after developed without the previous express consent by the copyright owner, except for reproduction in daily press and regular printed publications on sale to the public within 60 days of the event related to those data/results and always provided that copyright symbol appears together as follows below.

© DORNA WSBK ORGANIZATION Srl 2017



Italian Round, 12-13-14 May 2017

World Superbike - Results Superpole 2

Session Highlights

Local Time	No. Rider	Description
10.55.00		Start
11.11.51		End Of Session

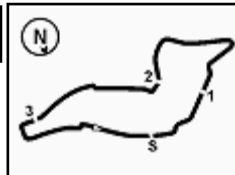
Fastest Laps Sequence

No.	Rider	Nat	Team	Bike	Local Time	Time	Gap	Avg
1	J. REA	GBR	Kawasaki Racing Team	Kawasaki ZX-10RR	10:58'43.151	1'47.396		165,459
50	E. LAVERTY	IRL	Milwaukee Aprilia	Aprilia RSV4 RF	10:58'43.564	1'47.393	-0.003	165,463
2	L. CAMIER	GBR	MV Agusta Reparto Corse	MV Agusta 1000 F4	10:58'47.135	1'47.126	-0.267	165,876
7	C. DAVIES	GBR	Aruba.it Racing - Ducati	Ducati Panigale R	10:59'47.213	1'46.601	-0.525	166,693
7	C. DAVIES	GBR	Aruba.it Racing - Ducati	Ducati Panigale R	11:06'26.880	1'45.792	-0.809	167,967
7	C. DAVIES	GBR	Aruba.it Racing - Ducati	Ducati Panigale R	11:08'12.542	1'45.662	-0.130	168,174

13/05/2017 Start End The results are provisional until the end of the time limit for protests and appeals
10:55 11:11 and the completion of the technical checks.

These data/results cannot be reproduced, stored and/or transmitted in whole or in part by any manner of electronic, mechanical, photocopying, recording, broadcasting or otherwise now known or herein after developed without the previous express consent by the copyright owner, except for reproduction in daily press and regular printed publications on sale to the public within 60 days of the event related to those data/results and always provided that copyright symbol appears together as follows below.

© DORNA WSBK ORGANIZATION Srl 2017



Imola Circuit 4.936 m

Italian Round, 12-13-14 May 2017 World Superbike - Best Sector & Speed Superpole 2

BEST LAP

1	7 C. DAVIES	Ducati Panigale R	1'45.662
2	66 T. SYKES	Kawasaki ZX-10RR	1'45.694
3	1 J. REA	Kawasaki ZX-10RR	1'45.986
4	2 L. CAMIER	MV Agusta 1000 F4	1'46.434
5	33 M. MELANDRI	Ducati Panigale R	1'46.610
6	50 E. LAVERTY	Aprilia RSV4 RF	1'46.617
7	12 X. FORÉS	Ducati Panigale R	1'46.915
8	36 L. MERCADO	Aprilia RSV4 RF	1'47.516
9	60 M. VAN DER MARK	Yamaha YZF R1	1'47.685
10	32 L. SAVADORI	Aprilia RSV4 RF	1'47.854
11	22 A. LOWES	Yamaha YZF R1	1'47.888
12	6 S. BRADL	Honda CBR1000RR	1'48.518

SPEED

1	33 M. MELANDRI	Ducati Panigale R	283.1
2	7 C. DAVIES	Ducati Panigale R	283.1
3	66 T. SYKES	Kawasaki ZX-10RR	282.3
4	50 E. LAVERTY	Aprilia RSV4 RF	279.4
5	1 J. REA	Kawasaki ZX-10RR	279.4
6	12 X. FORÉS	Ducati Panigale R	278.0
7	60 M. VAN DER MARK	Yamaha YZF R1	277.3
8	2 L. CAMIER	MV Agusta 1000 F4	276.6
9	6 S. BRADL	Honda CBR1000RR	275.1
10	32 L. SAVADORI	Aprilia RSV4 RF	275.1
11	36 L. MERCADO	Aprilia RSV4 RF	274.4
12	22 A. LOWES	Yamaha YZF R1	274.4

SEG. 1		SEG. 2		SEG. 3		SEG. 4		SEG. 5						
1	33 M. MELANDRI	7.419	1	7 C. DAVIES	14.895	1	66 T. SYKES	33.008	1	7 C. DAVIES	27.911	1	66 T. SYKES	22.090
2	7 C. DAVIES	7.528	2	1 J. REA	14.928	2	7 C. DAVIES	33.034	2	1 J. REA	27.989	2	7 C. DAVIES	22.114
3	66 T. SYKES	7.552	3	66 T. SYKES	14.946	3	1 J. REA	33.198	3	66 T. SYKES	28.091	3	1 J. REA	22.241
4	12 X. FORÉS	7.564	4	2 L. CAMIER	14.957	4	2 L. CAMIER	33.219	4	2 L. CAMIER	28.102	4	50 E. LAVERTY	22.268
5	50 E. LAVERTY	7.598	5	33 M. MELANDRI	15.017	5	33 M. MELANDRI	33.248	5	33 M. MELANDRI	28.183	5	2 L. CAMIER	22.276
6	1 J. REA	7.599	6	12 X. FORÉS	15.126	6	50 E. LAVERTY	33.329	6	50 E. LAVERTY	28.255	6	33 M. MELANDRI	22.341
7	2 L. CAMIER	7.614	7	36 L. MERCADO	15.152	7	12 X. FORÉS	33.414	7	12 X. FORÉS	28.299	7	12 X. FORÉS	22.424
8	22 A. LOWES	7.622	8	50 E. LAVERTY	15.153	8	22 A. LOWES	33.592	8	6 S. BRADL	28.481	8	60 M. VAN DER MAR	22.464
9	60 M. VAN DER MAR	7.623	9	32 L. SAVADORI	15.244	9	36 L. MERCADO	33.623	9	36 L. MERCADO	28.520	9	36 L. MERCADO	22.481
10	36 L. MERCADO	7.627	10	60 M. VAN DER MAR	15.273	10	32 L. SAVADORI	33.641	10	60 M. VAN DER MAR	28.532	10	32 L. SAVADORI	22.489
11	32 L. SAVADORI	7.668	11	22 A. LOWES	15.314	11	60 M. VAN DER MAR	33.673	11	22 A. LOWES	28.562	11	22 A. LOWES	22.579
12	6 S. BRADL	7.708	12	6 S. BRADL	15.344	12	6 S. BRADL	33.888	12	32 L. SAVADORI	28.766	12	6 S. BRADL	22.940

13/05/2017

These data/results cannot be reproduced, stored and/or transmitted in whole or in part by any manner of electronic, mechanical, photocopying, recording, broadcasting or otherwise now known or herein after developed without the previous express consent by the copyright owner, except for reproduction in daily press and regular printed publications on sale to the public within 60 days of the event related to those data/results and always provided that copyright symbol appears together as follows below.

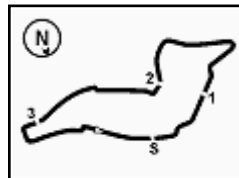
© DORNA WSBK ORGANIZATION Srl 2017

FICR PERUGIA TIMING


Official Tyre Supplier



Official Timekeeper



Imola Circuit 4.936 m

Italian Round, 12-13-14 May 2017 World Superbike - Ideal Times Superpole 2

No.	Rider	Nat	Bike	Seg. 1	Seg. 2	Seg. 3	Seg. 4	Seg. 5	Ideal Time		
				Diff. 1	Diff. 2	Diff. 3	Diff. 4	Diff. 5	Best Lap	Pos.	Diff.
1	7 C. DAVIES	GBR	Ducati Panigale R	7.528	14.895	33.034	27.911 0.180	22.114	1'45.482 1'45.662	1	0.180
2	66 T. SYKES	GBR	Kawasaki ZX-10RR	7.552 0.007	14.946	33.008	28.091	22.090	1'45.687 1'45.694	2	0.007
3	1 J. REA	GBR	Kawasaki ZX-10RR	7.599	14.928 0.031	33.198	27.989	22.241	1'45.955 1'45.986	3	0.031
4	2 L. CAMIER	GBR	MV Agusta 1000 F4	7.614	14.957	33.219 0.085	28.102	22.276 0.181	1'46.168 1'46.434	4	0.266
5	33 M. MELANDRI	ITA	Ducati Panigale R	7.419 0.080	15.017 0.006	33.248	28.183	22.341 0.316	1'46.208 1'46.610	5	0.402
6	50 E. LAVERTY	IRL	Aprilia RSV4 RF	7.598 0.006	15.153 0.008	33.329	28.255	22.268	1'46.603 1'46.617	6	0.014
7	12 X. FORÉS	ESP	Ducati Panigale R	7.564 0.010	15.126	33.414	28.299	22.424 0.078	1'46.827 1'46.915	7	0.088
8	36 L. MERCADO	ARG	Aprilia RSV4 RF	7.627 0.050	15.152	33.623	28.520	22.481 0.063	1'47.403 1'47.516	8	0.113
9	60 M. VAN DER MARK	NED	Yamaha YZF R1	7.623 0.025	15.273 0.067	33.673	28.532 0.028	22.464	1'47.565 1'47.685	9	0.120
10	22 A. LOWES	GBR	Yamaha YZF R1	7.622 0.047	15.314 0.014	33.592 0.060	28.562 0.098	22.579	1'47.669 1'47.888	11	0.219
11	32 L. SAVADORI	ITA	Aprilia RSV4 RF	7.668 0.023	15.244	33.641	28.766 0.023	22.489	1'47.808 1'47.854	10	0.046
12	6 S. BRADL	GER	Honda CBR1000RR	7.708 0.121	15.344 0.036	33.888	28.481	22.940	1'48.361 1'48.518	12	0.157
Overall Ideal Time				7.419	14.895	33.008	27.911	22.090	1'45.323		

13/05/2017

These data/results cannot be reproduced, stored and/or transmitted in whole or in part by any manner of electronic, mechanical, photocopying, recording, broadcasting or otherwise now known or herein after developed without the previous express consent by the copyright owner, except for reproduction in daily press and regular printed publications on sale to the public within 60 days of the event related to those data/results and always provided that copyright symbol appears together as follows below.

© DORNA WSBK ORGANIZATION Srl 2017

FICR PERUGIA TIMING



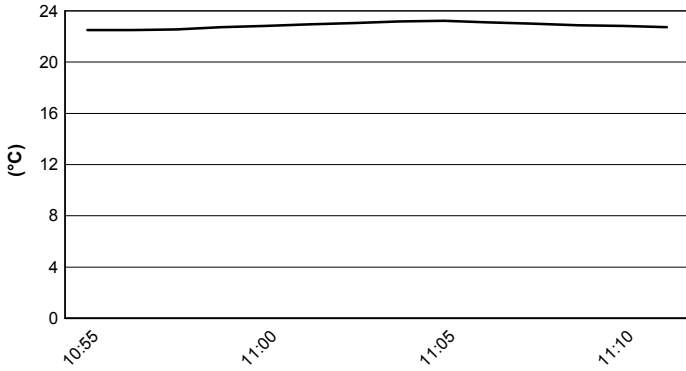
Official Tyre Supplier



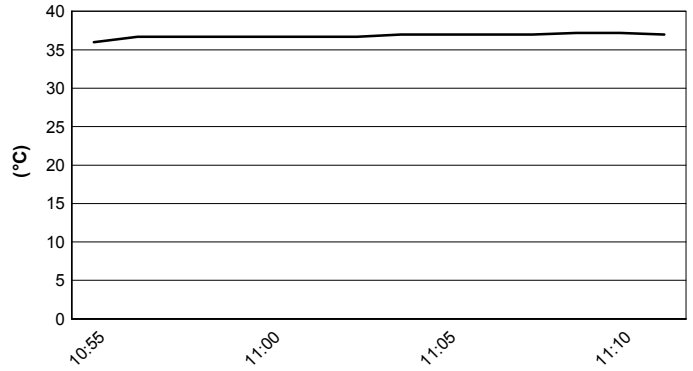
Official Timekeeper

Session started 10:55 Session ended 11:11


Air Temperature



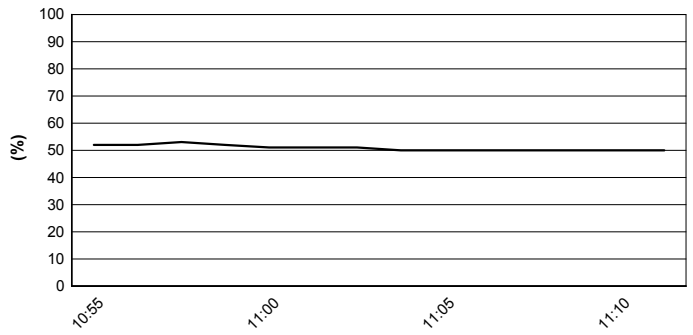
Track Temperature



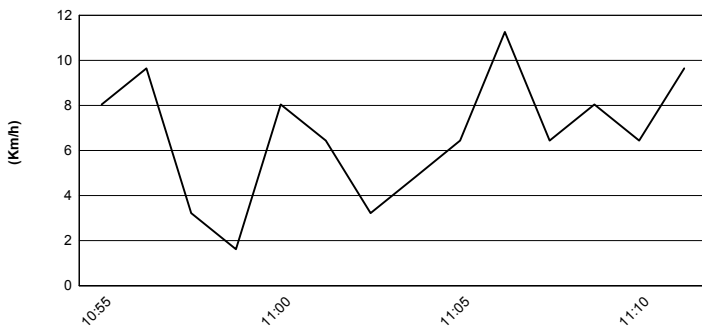
Air Pressure



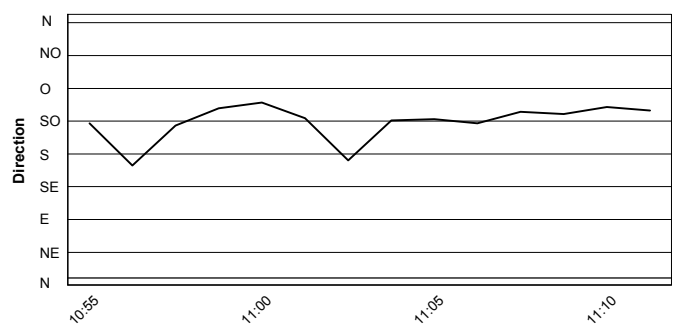
Humidity



Wind Speed



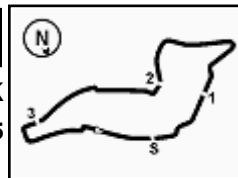
Wind Direction



13/05/2017

These data/results cannot be reproduced, stored and/or transmitted in whole or in part by any manner of electronic, mechanical, photocopying, recording, broadcasting or otherwise now known or herein after developed without the previous express consent by the copyright owner, except for reproduction in daily press and regular printed publications on sale to the public within 60 days of the event related to those data/results and always provided that copyright symbol appears together as follows below.

© DORNA WSBK ORGANIZATION Srl 2017



Imola Circuit 4.936 m

Italian Round, 12-13-14 May 2017

World Superbike - TISSOT Superpole Award

	Points	Points From First	Points From Previous	February 26 PHILLIP ISLAND	March 12 BURIRAM	April 2 ARAGÓN	April 30 ASSEN	May 14 IMOLA	May 28 DONINGTON PARK	June 18 MISANO	July 9 LAGUNA SECA	August 20 LAUSITZRING	September 17 PORTIMÃO	October 1 MAGNY COURS	October 22 JEREZ	November 4 LOSAIL			
1 REA Jonathan (GBR)	111			25	25	20	25	16											
2 SYKES Tom (GBR)	96	15		20	20	16	20	20											
3 DAVIES Chaz (GBR)	90	21	6	13	11	25	16	25											
4 MELANDRI Marco (ITA)	67	44	23	16	16	13	11	11											
5 FORÉS Xavi (ESP)	45	66	22	8	8	11	9	9											
6 VAN DER MARK Michael (NED)	40	71	5	6	10	9	8	7											
7 LAVERTY Eugene (IRL)	39	72	1	3	9	7	10	10											
8 LOWES Alex (GBR)	37	74	2	11	13	4	4	5											
9 SAVADORI Lorenzo (ITA)	36	75	1	10	7		13	6											
10 TORRES Jordi (ESP)	32	79	4	9	6	10	7												
11 CAMIER Leon (GBR)	31	80	1	7	5	1	5	13											
12 HAYDEN Nicky (USA)	22	89	9	5	2	6	6	3											
13 MERCADO Leandro (ARG)	16	95	6			8		8											
14 REITERBERGER Markus (GER)	11	100	5	4	4	3													
15 BRADL Stefan (GER)	10	101	1	1		5		4											
16 KRUMMENACHER Randy (SUI)	9	102	1	2	3		3	1											
17 RAMOS Román (ESP)	5	106	4			2	1	2											
18 DE ANGELIS Alex (RSM)	3	108	2		1		2												

13/05/2017

These data/results cannot be reproduced, stored and/or transmitted in whole or in part by any manner of electronic, mechanical, photocopying, recording, broadcasting or otherwise now known or herein after developed without the previous express consent by the copyright owner, except for reproduction in daily press and regular printed publications on sale to the public within 60 days of the event related to those data/results and always provided that copyright symbol appears together as follows below.

© DORNA WSBK ORGANIZATION Srl 2016

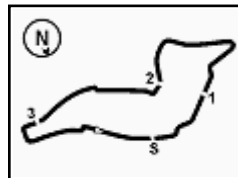
FCR PERUGIA TIMING



Official Tyre Supplier



Official Timekeeper



Imola Circuit 4.936 m

Italian Round, 12-13-14 May 2017 World Superbike - Superpole Ranking

	2014	2015	2016	2017
01 Phillip Island	Guintoli (Fra) Apr 1'30.038 (177,7 Km/h)	Rea (Gbr) Kaw 1'31.212 (175,4 Km/h)	Sykes (Gbr) Kaw 1'30.020 (177,8 Km/h)	Rea (Gbr) Kaw 1'29.573 (178,6 Km/h)
02 Buriram		Rea (Gbr) Kaw 1'33.382 (175,6 Km/h)	van der Mark (Ned) Hon 1'33.452 (175,4 Km/h)	Rea (Gbr) Kaw 1'32.957 (176,4 Km/h)
03 Aragon	Sykes (Gbr) Kaw 1'56.479 (165,2 Km/h)	Haslam (Gbr) Apr 1'49.664 (166,7 Km/h)	Sykes (Gbr) Kaw 1'49.374 (167,1 Km/h)	Davies (Gbr) Duc 1'49.319 (167,2 Km/h)
04 Assen	Baz (Fra) Kaw 1'34.357 (173,3 Km/h)	Sykes (Gbr) Kaw 1'34.789 (172,5 Km/h)	Sykes (Gbr) Kaw 1'35.440 (171,3 Km/h)	Rea (Gbr) Kaw 1'33.505 (174,9 Km/h)
05 Imola	Rea (Gbr) Hon 1'46.289 (167,2 Km/h)	Giugliano (Ita) Duc 1'46.382 (167,0 Km/h)	Davies (Gbr) Duc 1'45.598 (168,3 Km/h)	Davies (Gbr) Duc 1'45.662 (168,2 Km/h)
06 Donington Park	Giugliano (Ita) Duc 1'44.903 (138,1 Km/h)	Sykes (Gbr) Kaw 1'27.071 (166,3 Km/h)	Sykes (Gbr) Kaw 1'26.712 (167,0 Km/h)	
07 Misano World Circuit	Sykes (Gbr) Kaw 1'34.883 (160,3 Km/h)	Sykes (Gbr) Kaw 1'34.214 (161,5 Km/h)	Sykes (Gbr) Kaw 1'34.037 (161,8 Km/h)	
08 Laguna	Sykes (Gbr) Kaw 1'21.811 (158,9 Km/h)	Davies (Gbr) Duc 1'22.101 (158,3 Km/h)	Sykes (Gbr) Kaw 1'22.155 (158,2 Km/h)	
09 Lausitzring			Davies (Gbr) Duc 1'37.883 (156,9 Km/h)	
10 Portimao	Sykes (Gbr) Kaw 1'42.484 (161,3 Km/h)	Giugliano (Ita) Duc 1'41.764 (162,4 Km/h)		
11 Magny-Cours	Sykes (Gbr) Kaw 1'36.366 (164,8 Km/h)	Haslam (Gbr) Apr 1'56.404 (136,4 Km/h)	Rea (Gbr) Kaw 1'52.881 (140,7 Km/h)	
12 Jerez	Baz (Fra) Kaw 1'40.298 (158,8 Km/h)	Sykes (Gbr) Kaw 1'40.292 (158,8 Km/h)	Sykes (Gbr) Kaw 1'39.190 (160,5 Km/h)	
13 Losail	Giugliano (Ita) Duc 1'57.033 (165,5 Km/h)	Sykes (Gbr) Kaw 1'56.821 (165,8 Km/h)	Rea (Gbr) Kaw 1'56.356 (166,5 Km/h)	

2017

- 3 J. Rea
- 2 C. Davies

ALL TIMES

- | | | | |
|---------------|----------------|------------------|-------------------|
| 43 T. Corser | 6 J. Kocinski | 2 A. Yanagawa | 1 J. Reynolds |
| 38 T. Sykes | 6 C. Crutchlow | 2 M. Lucchinelli | 1 S. Hislop |
| 26 T. Bayliss | 5 D. Giugliano | 2 B. Bostrom | 1 M. Mladin |
| 21 C. Fogarty | 5 M. Biaggi | 2 B. Monti | 1 R. Xaus |
| 17 D. Polen | 5 C. Davies | 2 M. Campbell | 1 M. Tamada |
| 16 N. Hodgson | 4 F. Merkel | 2 Y. Nagai | 1 L. Lanzi |
| 15 C. Edwards | 4 J. Toseland | 2 M. Neukirchner | 1 M. Fabrizio |
| 11 J. Rea | 4 S. Guintoli | 2 L. Baz | 1 A. Badovini |
| 11 B. Spies | 3 S. Mertens | 2 E. Laverty | 1 F. Nieto |
| 10 P. Chili | 3 R. Phillis | 1 M. Doohan | 1 T. Hill |
| 10 C. Checa | 3 S. Martin | 1 D. Chandler | 1 J. Hopkins |
| 9 R. Roche | 3 C. Vermeulen | 1 P. Goddard | 1 M. van der Mark |
| 8 G. Falappa | 3 Y. Kagayama | 1 M. Dowson | 1 M. Melandri |
| 8 S. Russell | 3 L. Haslam | 1 A. Vieira | 1 I. Jaitovich |
| 8 A. Slight | 3 J. Smrz | 1 T. Kipp | |
| 7 N. Haga | 2 A. Gobert | 1 S. Crafar | |
| 7 R. Laconi | 2 D. Tardozi | 1 R. Burnett | |

13/05/2017

These data/results cannot be reproduced, stored and/or transmitted in whole or in part by any manner of electronic, mechanical, photocopying, recording, broadcasting or otherwise now known or herein after developed without the previous express consent by the copyright owner, except for reproduction in daily press and regular printed publications on sale to the public within 60 days of the event related to those data/results and always provided that copyright symbol appears together as follows below.

© DORNA WSBK ORGANIZATION Srl 2017

FICR PERUGIA TIMING



Official Tyre Supplier



Official Timekeeper