

Imola Circuit 4.936 m

1 / 2

Italian Round, 12-13-14 May 2017

World Superbike - Results Warm Up

No.	Rider	Nat	Team	Bike	Time	Gap	Rel.	Laps	Speed	
									Avg	Max
1	7 C. DAVIES	GBR	Aruba.it Racing - Ducati	Ducati Panigale R	1'46.140			8	167,417	282,3
2	1 J. REA	GBR	Kawasaki Racing Team	Kawasaki ZX-10RR	1'46.269	0.129	0.129	8	167,213	280,9
3	66 T. SYKES	GBR	Kawasaki Racing Team	Kawasaki ZX-10RR	1'46.780	0.640	0.511	8	166,413	280,9
4	2 L. CAMIER	GBR	MV Agusta Reparto Corse	MV Agusta 1000 F4	1'47.246	1.106	0.466	8	165,690	274,4
5	12 X. FORÉS	ESP	BARNI Racing Team	Ducati Panigale R	1'47.588	1.448	0.342	8	165,163	273,7
6	33 M. MELANDRI	ITA	Aruba.it Racing - Ducati	Ducati Panigale R	1'47.756	1.616	0.168	8	164,906	274,4
7	36 L. MERCADO	ARG	IODARacing	Aprilia RSV4 RF	1'48.114	1.974	0.358	9	164,360	270,3
8	22 A. LOWES	GBR	Pata Yamaha Official WorldSBK Team	Yamaha YZF R1	1'48.172	2.032	0.058	8	164,272	271,0
9	81 J. TORRES	ESP	Althea BMW Racing Team	BMW S 1000 RR	1'48.343	2.203	0.171	8	164,012	273,1
10	60 M. VAN DER MARK	NED	Pata Yamaha Official WorldSBK Team	Yamaha YZF R1	1'48.458	2.318	0.115	9	163,839	273,1
11	50 E. LAVERTY	IRL	Milwaukee Aprilia	Aprilia RSV4 RF	1'48.459	2.319	0.001	6	163,837	273,1
12	69 N. HAYDEN	USA	Red Bull Honda World Superbike Team	Honda CBR1000RR	1'48.502	2.362	0.043	9	163,772	270,3
13	32 L. SAVADORI	ITA	Milwaukee Aprilia	Aprilia RSV4 RF	1'48.853	2.713	0.351	8	163,244	276,6
14	40 R. RAMOS	ESP	Team Kawasaki Go Eleven	Kawasaki ZX-10RR	1'48.946	2.806	0.093	8	163,105	275,1
15	88 R. KRUMMENACHER	SUI	Kawasaki Puccetti Racing	Kawasaki ZX-10RR	1'48.956	2.816	0.010	8	163,090	271,0
16	6 S. BRADL	GER	Red Bull Honda World Superbike Team	Honda CBR1000RR	1'48.992	2.852	0.036	8	163,036	275,8
17	35 R. DE ROSA	ITA	Althea BMW Racing Team	BMW S 1000 RR	1'49.011	2.871	0.019	8	163,007	269,0
18	15 A. DE ANGELIS	RSM	Pederchini Racing SC-Project	Kawasaki ZX-10RR	1'49.173	3.033	0.162	8	162,766	269,0
19	84 R. RUSSO	ITA	Guandalini Racing	Yamaha YZF R1	1'49.198	3.058	0.025	6	162,728	262,4
20	37 O. JEZEK	CZE	Grillini Racing Team	Kawasaki ZX-10RR	1'49.854	3.714	0.656	8	161,757	267,0
21	86 A. BADOVINI	ITA	Grillini Racing Team	Kawasaki ZX-10RR	1'50.166	4.026	0.312	5	161,298	257,4

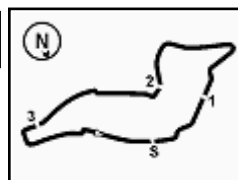
AIR	Humidity:	50%	Temp:	22°C
TRACK	Condition:	Dry	Temp:	32°C

Records	Pole (SP2)	2016	C.Davies	1'45.598	168,280	Km/h
	Race (RC1)	2017	C.Davies	1'46.393	167,020	Km/h
	Circuit (SP2)	2016	C.Davies	1'45.598	168,280	Km/h

Start 14/05/2017 09:52 End 10:09 The results are provisional until the end of the time limit for protests and appeals and the completion of the technical checks.

These data/results cannot be reproduced, stored and/or transmitted in whole or in part by any manner of electronic, mechanical, photocopying, recording, broadcasting or otherwise now known or herein after developed without the previous express consent by the copyright owner, except for reproduction in daily press and regular printed publications on sale to the public within 60 days of the event related to those data/results and always provided that copyright symbol appears together as follows below.

© DORNA WSBK ORGANIZATION Srl 2017



Session Highlights

Local Time	No. Rider	Description
09.52.00		Start
09.52.10		WorldSBK Pit Intervention Time: 63secs
09.57.11	84 R. RUSSO	Lap Cancelled - Exit Track Limits - Turn 15
09.58.15	81 J. TORRES	Lap Cancelled - Exit Track Limits - Turn 15
09.59.42	15 A. DE ANGELIS	Lap Cancelled - Exit Track Limits - Turn 15
10.02.45		STOCK1000 WUP - Pit Lane Will Open at 10:15
10.06.54	33 M. MELANDRI	Lap Cancelled - Exit Track Limits - Turn 21
10.07.35	35 R. DE ROSA	On the Gravel - Re-Joined - Turn 2
10.09.04		End Of Session

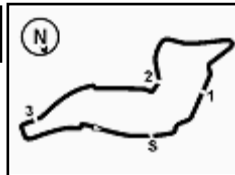
Fastest Laps Sequence

No.	Rider	Nat	Team	Bike	Local Time	Time	Gap	Avg
1	J. REA	GBR	Kawasaki Racing Team	Kawasaki ZX-10RR	09:55'42.949	1'47.543		165,233
1	J. REA	GBR	Kawasaki Racing Team	Kawasaki ZX-10RR	09:57'29.657	1'46.708	-0.835	166,525
1	J. REA	GBR	Kawasaki Racing Team	Kawasaki ZX-10RR	09:59'16.284	1'46.627	-0.081	166,652
7	C. DAVIES	GBR	Aruba.it Racing - Ducati	Ducati Panigale R	10:00'36.363	1'46.398	-0.229	167,011
7	C. DAVIES	GBR	Aruba.it Racing - Ducati	Ducati Panigale R	10:02'22.503	1'46.140	-0.258	167,417

14/05/2017 Start End The results are provisional until the end of the time limit for protests and appeals
09:52 10:09 and the completion of the technical checks.

These data/results cannot be reproduced, stored and/or transmitted in whole or in part by any manner of electronic, mechanical, photocopying, recording, broadcasting or otherwise now known or herein after developed without the previous express consent by the copyright owner, except for reproduction in daily press and regular printed publications on sale to the public within 60 days of the event related to those data/results and always provided that copyright symbol appears together as follows below.

© DORNA WSBK ORGANIZATION Srl 2017



Imola Circuit 4.936 m

Italian Round, 12-13-14 May 2017 World Superbike - Best Sector & Speed Warm Up

BEST LAP

1	7 C. DAVIES	Ducati Panigale R	1'46.140
2	1 J. REA	Kawasaki ZX-10RR	1'46.269
3	66 T. SYKES	Kawasaki ZX-10RR	1'46.780
4	2 L. CAMIER	MV Austa 1000 F4	1'47.246
5	12 X. FORÉS	Ducati Panigale R	1'47.588
6	33 M. MELANDRI	Ducati Panigale R	1'47.756
7	36 L. MERCADO	Aprilia RSV4 RF	1'48.114
8	22 A. LOWES	Yamaha YZF R1	1'48.172
9	81 J. TORRES	BMW S 1000 RR	1'48.343
10	60 M. VAN DER MARK	Yamaha YZF R1	1'48.458
11	50 E. LAVERTY	Aprilia RSV4 RF	1'48.459
12	69 N. HAYDEN	Honda CBR1000RR	1'48.502
13	32 L. SAVADORI	Aprilia RSV4 RF	1'48.853
14	40 R. RAMOS	Kawasaki ZX-10RR	1'48.946
15	88 R. KRUMMENACHER	Kawasaki ZX-10RR	1'48.956
16	6 S. BRADL	Honda CBR1000RR	1'48.992
17	35 R. DE ROSA	BMW S 1000 RR	1'49.011
18	15 A. DE ANGELIS	Kawasaki ZX-10RR	1'49.173
19	84 R. RUSSO	Yamaha YZF R1	1'49.198
20	37 O. JEZEK	Kawasaki ZX-10RR	1'49.854
21	86 A. BADOVINI	Kawasaki ZX-10RR	1'50.166

SPEED

1	7 C. DAVIES	Ducati Panigale R	282.3
2	66 T. SYKES	Kawasaki ZX-10RR	280.9
3	1 J. REA	Kawasaki ZX-10RR	280.9
4	32 L. SAVADORI	Aprilia RSV4 RF	276.6
5	6 S. BRADL	Honda CBR1000RR	275.8
6	40 R. RAMOS	Kawasaki ZX-10RR	275.1
7	2 L. CAMIER	MV Austa 1000 F4	274.4
8	33 M. MELANDRI	Ducati Panigale R	274.4
9	12 X. FORÉS	Ducati Panigale R	273.7
10	60 M. VAN DER MARK	Yamaha YZF R1	273.1
11	81 J. TORRES	BMW S 1000 RR	273.1
12	50 E. LAVERTY	Aprilia RSV4 RF	273.1
13	88 R. KRUMMENACHER	Kawasaki ZX-10RR	271.0
14	22 A. LOWES	Yamaha YZF R1	271.0
15	69 N. HAYDEN	Honda CBR1000RR	270.3
16	36 L. MERCADO	Aprilia RSV4 RF	270.3
17	35 R. DE ROSA	BMW S 1000 RR	269.0
18	15 A. DE ANGELIS	Kawasaki ZX-10RR	269.0
19	37 O. JEZEK	Kawasaki ZX-10RR	267.0
20	84 R. RUSSO	Yamaha YZF R1	262.4
21	86 A. BADOVINI	Kawasaki ZX-10RR	257.4

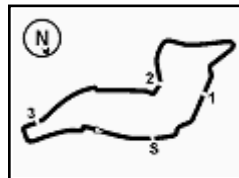
SEG. 1		SEG. 2		SEG. 3		SEG. 4		SEG. 5						
1	7 C. DAVIES	7.468	1 J. REA	15.057	1	7 C. DAVIES	33.209	1	1 J. REA	27.996	1	1 J. REA	22.212	
2	66 T. SYKES	7.510	2	7 C. DAVIES	15.110	2	1 J. REA	33.242	2	7 C. DAVIES	28.027	2	7 C. DAVIES	22.266
3	33 M. MELANDRI	7.512	3	66 T. SYKES	15.170	3	66 T. SYKES	33.273	3	66 T. SYKES	28.360	3	66 T. SYKES	22.304
4	1 J. REA	7.599	4	81 J. TORRES	15.216	4	2 L. CAMIER	33.392	4	33 M. MELANDRI	28.408	4	12 X. FORÉS	22.485
5	12 X. FORÉS	7.601	5	12 X. FORÉS	15.261	5	81 J. TORRES	33.477	5	2 L. CAMIER	28.411	5	2 L. CAMIER	22.500
6	35 R. DE ROSA	7.613	6	2 L. CAMIER	15.263	6	33 M. MELANDRI	33.509	6	12 X. FORÉS	28.431	6	36 L. MERCADO	22.522
7	2 L. CAMIER	7.647	7	36 L. MERCADO	15.329	7	12 X. FORÉS	33.528	7	81 J. TORRES	28.525	7	33 M. MELANDRI	22.557
8	50 E. LAVERTY	7.650	8	33 M. MELANDRI	15.331	8	36 L. MERCADO	33.611	8	22 A. LOWES	28.652	8	22 A. LOWES	22.592
9	36 L. MERCADO	7.655	9	69 N. HAYDEN	15.420	9	22 A. LOWES	33.718	9	60 M. VAN DER MAR	28.654	9	69 N. HAYDEN	22.679
10	60 M. VAN DER MAR	7.658	10	32 L. SAVADORI	15.424	10	50 E. LAVERTY	33.732	10	69 N. HAYDEN	28.683	10	60 M. VAN DER MAR	22.700
11	32 L. SAVADORI	7.666	11	22 A. LOWES	15.435	11	60 M. VAN DER MAR	33.766	11	6 S. BRADL	28.689	11	88 R. KRUMMENAC	22.715
12	22 A. LOWES	7.666	12	40 R. RAMOS	15.468	12	84 R. RUSSO	33.802	12	36 L. MERCADO	28.729	12	50 E. LAVERTY	22.721
13	69 N. HAYDEN	7.691	13	15 A. DE ANGELIS	15.468	13	88 R. KRUMMENAC	33.856	13	50 E. LAVERTY	28.735	13	40 R. RAMOS	22.728
14	86 A. BADOVINI	7.700	14	50 E. LAVERTY	15.475	14	15 A. DE ANGELIS	33.873	14	88 R. KRUMMENAC	28.794	14	32 L. SAVADORI	22.746
15	6 S. BRADL	7.725	15	60 M. VAN DER MAR	15.487	15	69 N. HAYDEN	33.889	15	40 R. RAMOS	28.841	15	84 R. RUSSO	22.769
16	15 A. DE ANGELIS	7.767	16	35 R. DE ROSA	15.503	16	32 L. SAVADORI	33.937	16	84 R. RUSSO	28.871	16	35 R. DE ROSA	22.778
17	40 R. RAMOS	7.809	17	6 S. BRADL	15.518	17	35 R. DE ROSA	33.980	17	35 R. DE ROSA	28.888	17	81 J. TORRES	22.811
18	81 J. TORRES	7.809	18	88 R. KRUMMENAC	15.530	18	40 R. RAMOS	33.988	18	15 A. DE ANGELIS	28.919	18	6 S. BRADL	22.874
19	88 R. KRUMMENAC	7.822	19	84 R. RUSSO	15.538	19	6 S. BRADL	34.030	19	37 O. JEZEK	28.942	19	37 O. JEZEK	22.887
20	37 O. JEZEK	7.839	20	37 O. JEZEK	15.588	20	37 O. JEZEK	34.243	20	32 L. SAVADORI	28.967	20	15 A. DE ANGELIS	22.972
21	84 R. RUSSO	7.868	21	86 A. BADOVINI	15.745	21	86 A. BADOVINI	34.264	21	86 A. BADOVINI	29.178	21	86 A. BADOVINI	23.037

14/05/2017

These data/results cannot be reproduced, stored and/or transmitted in whole or in part by any manner of electronic, mechanical, photocopying, recording, broadcasting or otherwise now known or herein after developed without the previous express consent by the copyright owner, except for reproduction in daily press and regular printed publications on sale to the public within 60 days of the event related to those data/results and always provided that copyright symbol appears together as follows below.

© DORNA WSBK ORGANIZATION Srl 2017





Imola Circuit 4.936 m

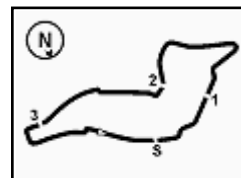
Italian Round, 12-13-14 May 2017 World Superbike - Ideal Times Warm Up

No.	Rider	Nat	Bike	Seg. 1	Seg. 2	Seg. 3	Seg. 4	Seg. 5	Ideal Time		
				Diff. 1	Diff. 2	Diff. 3	Diff. 4	Diff. 5	Best Lap	Pos.	Diff.
1	7 C. DAVIES	GBR	Ducati Panigale R	7.468	15.110	33.209	28.027 0.040	22.266 0.020	1'46.080 1'46.140	1	0.060
2	1 J. REA	GBR	Kawasaki ZX-10RR	7.599	15.057 0.099	33.242	27.996 0.064	22.212 0.064	1'46.106 1'46.269	2	0.163
3	66 T. SYKES	GBR	Kawasaki ZX-10RR	7.510 0.030	15.170	33.273	28.360 0.133	22.304	1'46.617 1'46.780	3	0.163
4	2 L. CAMIER	GBR	MV Agusta 1000 F4	7.647	15.263	33.392	28.411 0.002	22.500 0.031	1'47.213 1'47.246	4	0.033
5	12 X. FORÉS	ESP	Ducati Panigale R	7.601 0.047	15.261 0.062	33.528 0.068	28.431	22.485 0.105	1'47.306 1'47.588	5	0.282
6	33 M. MELANDRI	ITA	Ducati Panigale R	7.512	15.331 0.060	33.509 0.173	28.408 0.181	22.557 0.025	1'47.317 1'47.756	6	0.439
7	81 J. TORRES	ESP	BMW S 1000 RR	7.809	15.216	33.477	28.525	22.811 0.505	1'47.838 1'48.343	9	0.505
8	36 L. MERCADO	ARG	Aprilia RSV4 RF	7.655	15.329	33.611 0.262	28.729 0.006	22.522	1'47.846 1'48.114	7	0.268
9	22 A. LOWES	GBR	Yamaha YZF R1	7.666 0.082	15.435 0.006	33.718 0.021	28.652	22.592	1'48.063 1'48.172	8	0.109
10	60 M. VAN DER MARK	NED	Yamaha YZF R1	7.658 0.036	15.487 0.127	33.766 0.030	28.654	22.700	1'48.265 1'48.458	10	0.193
11	50 E. LAVERTY	IRL	Aprilia RSV4 RF	7.650	15.475	33.732 0.015	28.735	22.721 0.131	1'48.313 1'48.459	11	0.146
12	69 N. HAYDEN	USA	Honda CBR1000RR	7.691 0.041	15.420 0.008	33.889	28.683	22.679 0.091	1'48.362 1'48.502	12	0.140
13	88 R. KRUMMENACHER	SUI	Kawasaki ZX-10RR	7.822	15.530 0.021	33.856 0.171	28.794	22.715 0.047	1'48.717 1'48.956	15	0.239
14	32 L. SAVADORI	ITA	Aprilia RSV4 RF	7.666	15.424 0.074	33.937 0.039	28.967	22.746	1'48.740 1'48.853	13	0.113
15	35 R. DE ROSA	ITA	BMW S 1000 RR	7.613 0.033	15.503 0.216	33.980	28.888	22.778	1'48.762 1'49.011	17	0.249
16	40 R. RAMOS	ESP	Kawasaki ZX-10RR	7.809	15.468 0.047	33.988 0.011	28.841 0.020	22.728 0.034	1'48.834 1'48.946	14	0.112
17	6 S. BRADL	GER	Honda CBR1000RR	7.725 0.057	15.518 0.046	34.030 0.053	28.689	22.874	1'48.836 1'48.992	16	0.156
18	84 R. RUSSO	ITA	Yamaha YZF R1	7.868 0.054	15.538 0.108	33.802 0.032	28.871 0.156	22.769	1'48.848 1'49.198	19	0.350
19	15 A. DE ANGELIS	RSM	Kawasaki ZX-10RR	7.767 0.055	15.468	33.873 0.009	28.919 0.110	22.972	1'48.999 1'49.173	18	0.174
20	37 O. JEZEK	CZE	Kawasaki ZX-10RR	7.839	15.588 0.089	34.243	28.942	22.887 0.266	1'49.499 1'49.854	20	0.355
21	86 A. BADOVINI	ITA	Kawasaki ZX-10RR	7.700 0.023	15.745 0.108	34.264	29.178 0.077	23.037 0.034	1'49.924 1'50.166	21	0.242
Overall Ideal Time				7.468	15.057	33.209	27.996	22.212	1'45.942		

14/05/2017

These data/results cannot be reproduced, stored and/or transmitted in whole or in part by any manner of electronic, mechanical, photocopying, recording, broadcasting or otherwise now known or herein after developed without the previous express consent by the copyright owner, except for reproduction in daily press and regular printed publications on sale to the public within 60 days of the event related to those data/results and always provided that copyright symbol appears together as follows below.

© DORNA WSBK ORGANIZATION Srl 2017



Imola Circuit 4.936 m

2 / 2

7	7.715	15.424	33.937	29.135	22.806	1'49.017	276.6	10:06'04.143
8	7.762	15.466	34.030	29.236	22.792	1'49.286	273.7	10:07'53.429

14° 40 R. RAMOS (1'48.946)

Lap	Seg. 1	Seg. 2	Seg. 3	Seg. 4	Seg. 5	Lap Time	km/h	Local Time
								9:52'20.046
1	12.627	19.114	35.875	29.723	23.098	2'00.437 P	176.2	9:54'20.483
2	7.986	16.227	34.268	28.901	23.436	1'50.818	242.4	9:56'11.301
3	7.923	15.535	34.132	29.214	22.847	1'49.651	267.0	9:58'00.952
4	7.862	15.551	34.057	29.600	22.885	1'49.955	271.0	9:59'50.907
5	7.856	15.531	33.988	28.841	22.844	1'49.060	268.3	10:01'39.967
6	7.809	15.515	33.999	28.861	22.762	1'48.946	275.1	10:03'28.913
7	7.900	15.468	35.968	34.804	23.041	1'57.181	269.0	10:05'26.094
8	7.850	15.536	34.061	28.924	22.728	1'49.099	271.0	10:07'15.193

15° 88 R. KRUMMENACHER (1'48.956)

Lap	Seg. 1	Seg. 2	Seg. 3	Seg. 4	Seg. 5	Lap Time	km/h	Local Time
								9:52'59.283
1	7.887	17.504	35.589	29.856	23.638		200.5	9:55'49.171
2	7.867	15.736	34.247	28.973	23.045	1'49.888	266.3	9:57'38.840
3	7.856	15.711	34.277	29.099	22.830	1'49.773	271.0	9:59'28.613
4	8.000	15.716	34.002	28.857	22.940	1'49.515	262.4	10:01'18.128
5	7.890	15.579	33.959	28.990	22.823	1'49.241	263.7	10:03'07.369
6	7.872	15.552	33.856	28.986	22.715	1'48.981	267.0	10:04'56.350
7	7.822	15.551	34.027	28.794	22.762	1'48.956	269.6	10:06'45.306
8	7.845	15.530	33.984	28.894	22.958	1'49.211	267.6	10:08'34.517

16° 6 S. BRADL (1'48.992)

Lap	Seg. 1	Seg. 2	Seg. 3	Seg. 4	Seg. 5	Lap Time	km/h	Local Time
								9:52'14.731
1	12.986	19.077	37.660	38.873	35.970	2'24.566 P	174.8	9:54'39.297
2	8.062	16.392	34.471	28.827	23.031	1'50.783	219.2	9:56'30.080
3	7.820	16.677	36.108	29.139	22.961	1'54.705	255.6	9:58'24.785
4	7.733	15.643	34.030	28.729	23.021	1'49.156	268.3	10:00'13.941
5	7.782	15.564	34.083	28.689	22.874	1'48.992	268.3	10:02'02.933
6	7.757	21.391	35.989	28.948	22.877	1'56.962	269.6	10:03'59.895
7	7.725	15.549	34.508	28.731	23.089	1'49.602	275.8	10:05'49.497
8	7.760	15.518	34.203	28.967	23.080	1'49.528	269.6	10:07'39.025

17° 35 R. DE ROSA (1'49.011)

Lap	Seg. 1	Seg. 2	Seg. 3	Seg. 4	Seg. 5	Lap Time	km/h	Local Time
								9:52'01.466
1	14.612	20.381	36.851	30.261	23.949	2'06.054 P	148.0	9:54'07.520
2	7.685	15.877	34.168	29.080	23.069	1'49.879	252.6	9:55'57.399
3	7.613	15.681	34.348	29.300	23.132	1'50.074	249.1	9:57'47.473
4	7.725	15.674	34.239	29.172	23.057	1'49.867	261.2	9:59'37.340
5	7.693	16.719	35.171	29.754	24.548	1'53.885	264.4	10:01'31.225
6	7.646	15.719	33.980	28.888	22.778	1'49.011	266.3	10:03'20.236
7	7.642	15.503	34.307	29.268	23.215	1'49.935	269.0	10:05'10.171
8	7.902	15.602	34.216	29.070	23.055	1'49.845	255.0	10:07'00.016

18° 15 A. DE ANGELIS (1'49.173)

Lap	Seg. 1	Seg. 2	Seg. 3	Seg. 4	Seg. 5	Lap Time	km/h	Local Time
								9:52'11.849
1	12.760	19.242	40.017	32.572	24.830	2'09.421 P	170.9	9:54'21.270
2	7.851	15.805	49.423	31.965	23.252	2'08.296	250.8	9:56'29.566
3	7.899	18.544	39.703	29.093	23.109	1'58.348	257.4	9:58'27.914
4	7.767	15.694	33.873	34.920	29.176	2'01.430 C	268.3	10:00'29.344
5	7.794	15.753	34.203	28.919	23.580	1'50.249	267.0	10:02'19.593
6	7.885	15.610	33.997	29.320	23.531	1'50.343	264.4	10:04'09.936
7	7.948	18.559	36.104	29.481	23.180	1'55.272	231.9	10:06'05.208
8	7.822	15.468	33.882	29.029	22.972	1'49.173	269.0	10:07'54.381

19° 84 R. RUSSO (1'49.198)

Lap	Seg. 1	Seg. 2	Seg. 3	Seg. 4	Seg. 5	Lap Time	km/h	Local Time
								9:52'03.910
1	12.734	19.818	36.327	30.455	23.682	2'03.016 P	170.1	9:54'06.926
2	7.927	15.842	34.005	29.399	22.993	1'50.166	246.8	9:55'57.092
3	7.868	15.614	34.114	35.722	5'16.603	6'49.921 C	237.6	10:02'47.013
4	12.225	16.764	34.694	29.436	23.054	1'56.173 P	207.8	10:04'43.186
5	7.922	15.646	33.834	29.027	22.769	1'49.198	262.4	10:06'32.384
6	7.914	15.538	33.802	28.871	23.082	1'49.207	256.2	10:08'21.591

20° 37 O. JEZEK (1'49.854)

Lap	Seg. 1	Seg. 2	Seg. 3	Seg. 4	Seg. 5	Lap Time	km/h	Local Time
								9:53'59.572
1	7.881	16.080	34.387	29.488	23.281	1'51.117	252.0	9:55'50.689

14/05/2017 P = Pits In/Out - C = Lap-Time Cancelled

These data/results cannot be reproduced, stored and/or transmitted in whole or in part by any manner of electronic, mechanical, photocopying, recording, broadcasting or otherwise now known or herein after developed without the previous express consent by the copyright owner, except for reproduction in daily press and regular printed publications on sale to the public within 60 days of the event related to those data/results and always provided that copyright symbol appears together as follows below.

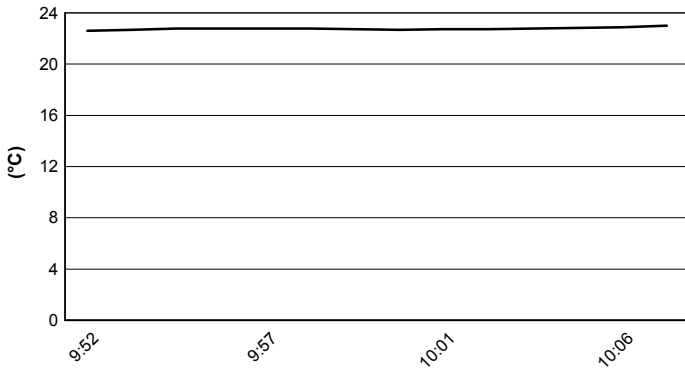
© DORNA WSBK ORGANIZATION Srl 2017

Italian Round, 12-13-14 May 2017
World Superbike - Weather Report Warm Up

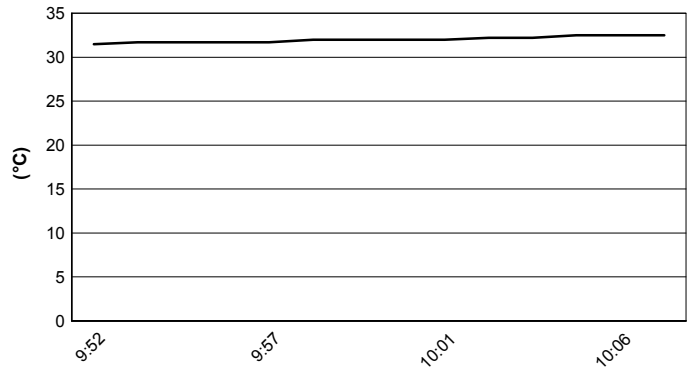
Imola Circuit 4.936 m

Session started **9:52** Session ended **10:09**

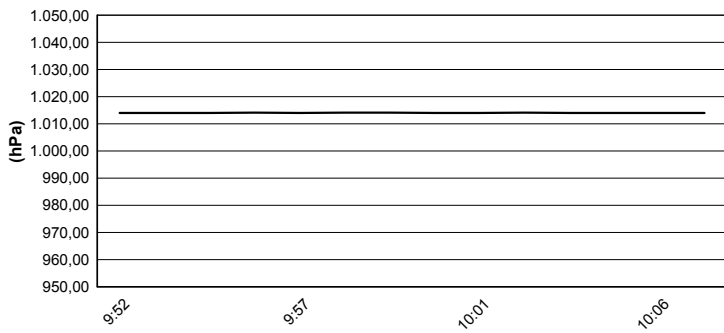
Air Temperature



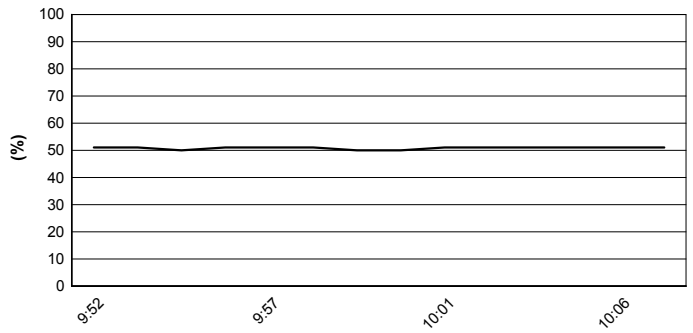
Track Temperature



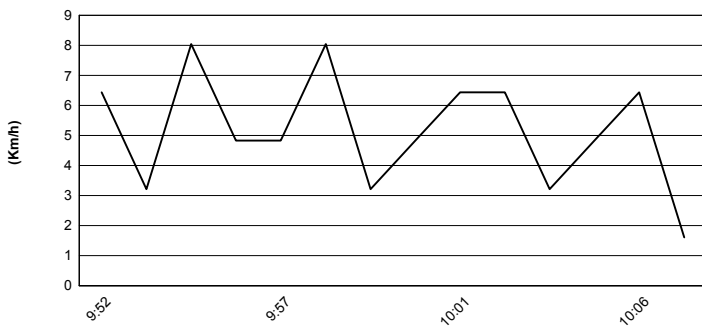
Air Pressure



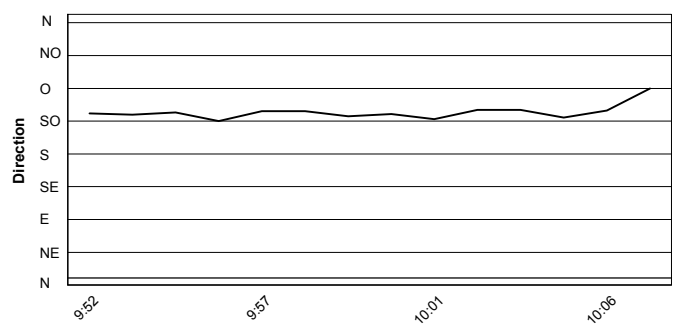
Humidity



Wind Speed



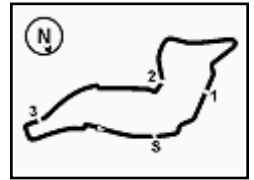
Wind Direction



14/05/2017

These data/results cannot be reproduced, stored and/or transmitted in whole or in part by any manner of electronic, mechanical, photocopying, recording, broadcasting or otherwise now known or herein after developed without the previous express consent by the copyright owner, except for reproduction in daily press and regular printed publications on sale to the public within 60 days of the event related to those data/results and always provided that copyright symbol appears together as follows below.

© DORNA WSBK ORGANIZATION Srl 2017

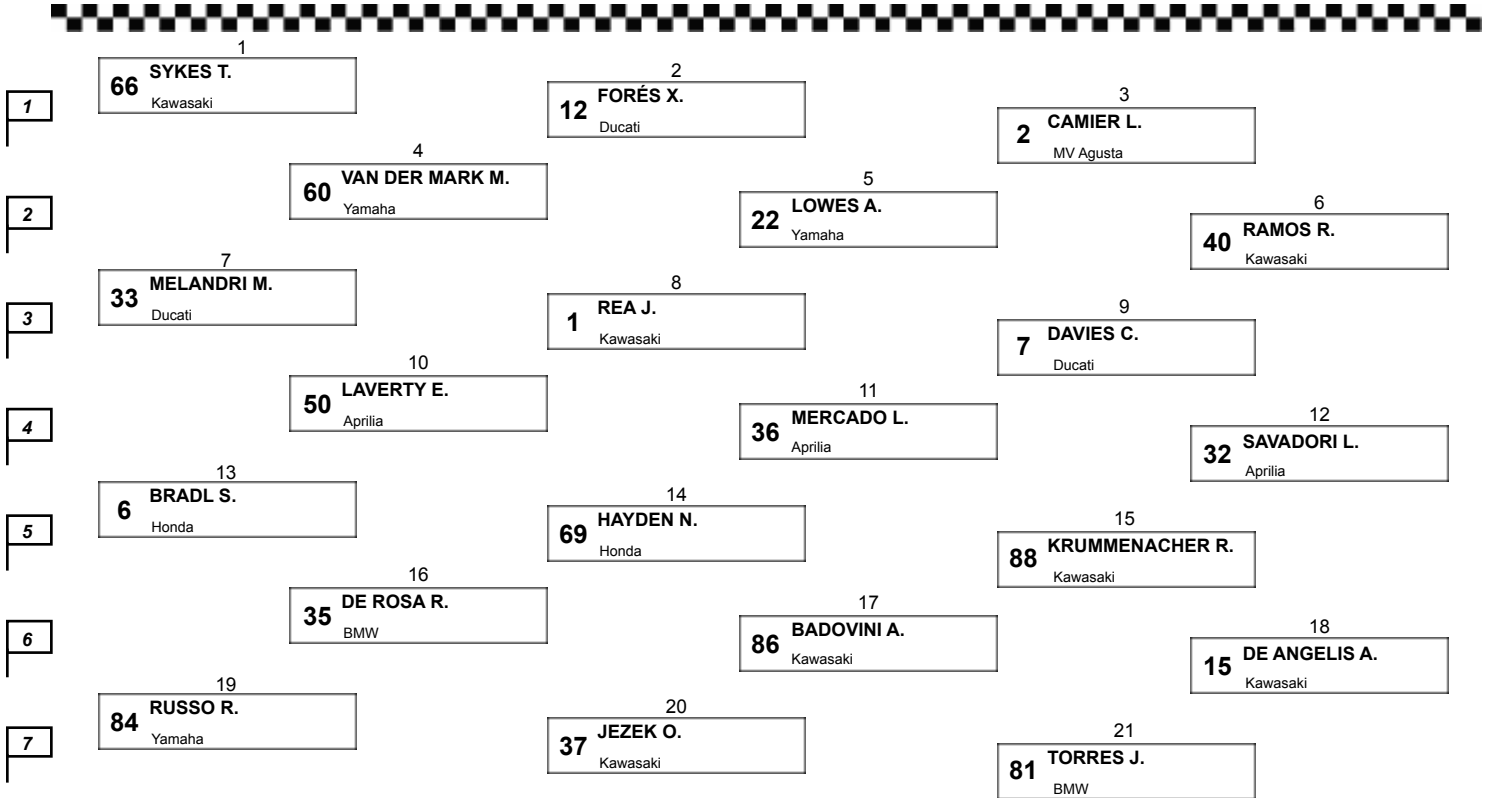


Imola Circuit 4.936 m

Italian Round, 12-13-14 May 2017

World Superbike - Starting Grid - Race 2

19 Laps x 4,936 km = 93,784 km



14/05/2017 Jury President

..... Race Director

These data/results cannot be reproduced, stored and/or transmitted in whole or in part by any manner of electronic, mechanical, photocopying, recording, broadcasting or otherwise now known or herein after developed without the previous express consent by the copyright owner, except for reproduction in daily press and regular printed publications on sale to the public within 60 days of the event related to those data/results and always provided that copyright symbol appears together as follows below.

© DORNA WSBK ORGANIZATION Srl 2017

FKR PERUGIA TIMING



Official Tyre Supplier



Official Timekeeper