

## Italian Round, 12-13-14 May 2017

### World Supersport - Results Race - Red Flag

Laps 1 = 4,936 Km - Time Of Race 1'54.127 - Avg. 155,700 km/h

Pos	Race	Grid	No. Rider	Nat	Team	Bike	Class	LL	Gap	Fastest Lap	Speed	Qualifying		Ranking		
												Time	Speed	R	Tot	Pos
1	3	11	C. GAMARINO	ITA	BARDAHL EVAN BROS. Honda Racing	Honda CBR600RR		1			239,7	1'51.795	242,4	16	14	
2	1	99	P. JACOBSEN	USA	MV Agusta Reparto Corse	MV Agusta F3 675		1	0.436		237,6	1'51.611	244,6	39	4	
3	2	144	L. MAHIAS	FRA	GRT Yamaha Official WorldSSP Team	Yamaha YZF R6		1	0.518		237,6	1'51.723	243,5	65	1	
4	6	32	S. MORAIS	RSA	Kallio Racing	Yamaha YZF R6		1	0.787		244,0	1'52.050	246,8	45	2	
5	5	1	K. SOFUOGLU	TUR	Kawasaki Puccetti Racing	Kawasaki ZX-6R		1	1.041		247,9	1'52.006	244,6	25	9	
6	7	111	K. SMITH	GBR	GEMAR Team Lorini	Honda CBR600RR		1	1.421		241,3	1'52.125	244,0	5	25	
7	9	77	K. RYDE	GBR	Kawasaki Puccetti Racing	Kawasaki ZX-6R		1	1.647		245,7	1'52.502	246,2	36	5	
8	10	78	H. OKUBO	JPN	CIA Landlord Insurance Honda	Honda CBR600RR		1	2.185		239,7	1'52.594	244,0	15	16	
9	8	16	J. CLUZEL	FRA	CIA Landlord Insurance Honda	Honda CBR600RR		1	2.377		246,8	1'52.180	247,4	29	7	
10	12	61	A. ZACCONE	ITA	MV Agusta Reparto Corse	MV Agusta F3 675	ESS	1	2.782		243,5	1'52.803	241,8			
11	13	14	J. KENNEDY	IRL	Profile Racing	Triumph Daytona 675		1	3.066		238,1	1'52.793	241,8			
12	14	66	N. TUULI	FIN	Kallio Racing	Yamaha YZF R6		1	3.153		244,0	1'52.803	249,7	27	8	
13	11	84	L. CRESSON	BEL	SC Racing-RPM84	Yamaha YZF R6		1	3.625		246,8	1'52.637	248,5			
14	15	47	R. HARTOG	NED	Team Hartog - Jenik - Against Cancer	Kawasaki ZX-6R	ESS	1	4.136		247,9	1'52.907	244,6	10	21	
15	20	13	A. WEST	AUS	EAB West Racing	Yamaha YZF R6		1	5.695		237,6	1'53.333	242,9	18	12	
16	22	65	M. CANDUCCI	ITA	3570 Puccetti Racing FMI	Kawasaki ZX-6R		1	5.861		243,5	1'53.514	246,8	22	10	
17	18	81	L. STAPLEFORD	GBR	Profile Racing	Triumph Daytona 675		1	6.693		233,5	1'53.127	240,8	14	17	
18	19	4	G. REA	GBR	Team Kawasaki Go Eleven	Kawasaki ZX-6R		1	6.798		244,0	1'53.204	242,9			
19	25	63	Z. KHAIRUDDIN	MAS	Orelac Racing VerdNatura	Kawasaki ZX-6R		1	7.322		238,6	1'54.297	241,8	6	24	
20	28	52	M. MALONE	ITA	Team Green Speed	Kawasaki ZX-6R		1	8.022		230,0	1'54.696	242,9			
21	21	26	K. WATANABE	JPN	Team Kawasaki Go Eleven	Kawasaki ZX-6R		1	8.113		235,0	1'53.401	242,4	16	15	
22	23	74	J. VAN SIKKELERUS	NED	MVR Racing	Yamaha YZF R6	ESS	1	8.381		231,5	1'54.127	242,4			
23	24	25	A. BALDOLINI	ITA	Race Department ATK#25	MV Agusta F3 675		1	8.532		237,0	1'54.235	244,0	3	27	
24	30	83	L. EPIS	AUS	Response RE Racing	Kawasaki ZX-6R		1	9.003		239,1	1'55.030	244,0	10	22	
25	35	56	P. SEBESTYÉN	HUN	SSP Hungary by Pedercini Racing	Kawasaki ZX-6R	ESS	1	9.099		219,7					
26	17	38	H. SOOMER	EST	WILSport Racedays	Honda CBR600RR	ESS	1	9.269		225,2	1'53.110	241,8	10	19	
27	27	10	N. CALERO	ESP	Orelac Racing VerdNatura	Kawasaki ZX-6R		1	9.315		245,1	1'54.460	242,4	10	20	
28	31	92	H. KUNIKAWA	JPN	CIA Landlord Insurance Honda	Honda CBR600RR	ESS	1	9.568		223,8	1'55.792	239,7			
29	33	9	C. LONDON	NZL	Phoenix Suzuki Racing	Suzuki GSX-R600	ESS	1	9.833		229,5	1'58.569	233,0			
30	29	73	J. CRETARO	ITA	Phoenix Suzuki Racing	Suzuki GSX-R600	ESS	1	10.144		238,1	1'54.958	238,6			
31	32	122	D. CORRADI	ITA	SCS Racing Team	Kawasaki ZX-6R		1	10.600		238,1	1'55.826	234,5			
32	36	48	G. SCARCELLA	AUS	GEMAR Team Lorini	Honda CBR600RR		1	11.010		225,6		238,6			
33	26	70	R. MULHAUSER	SUI	CIA Landlord Insurance Honda	Honda CBR600RR		1	21.448		230,5	1'54.334	240,2	6	23	
34	16	44	R. ROLFO	ITA	Team Factory Vamag	MV Agusta F3 675		0			200,8	1'52.946	238,6	41	3	
35	34	7	D. PIZZOLI	ITA	Race Department ATK#25	MV Agusta F3 675		0				2'06.745	240,2	2	28	
36	4	64	F. CARICASULO	ITA	GRT Yamaha Official WorldSSP Team	Yamaha YZF R6		0				1'51.843	244,0	35	6	

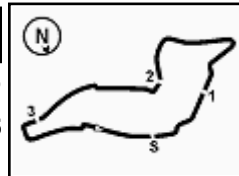
AIR	Humidity:	48%	Temp:	25°C
TRACK	Condition:	Dry	Temp:	39°C

Records	Pole	2013	S.Lowes	1'50.404	160,95 Km/h
	Race	(RC) 2015	J.Cluzel	1'51.101	159,94 Km/h
	Circuit	2013	S.Lowes	1'50.404	160,95 Km/h
	Race Fastest lap	(New Record)			

Start 14/05/2017 11:43 End 11:46 The results are provisional until the end of the time limit for protests and appeals and the completion of the technical checks.

These data/results cannot be reproduced, stored and/or transmitted in whole or in part by any manner of electronic, mechanical, photocopying, recording, broadcasting or otherwise now known or herein after developed without the previous express consent by the copyright owner, except for reproduction in daily press and regular printed publications on sale to the public within 60 days of the event related to those data/results and always provided that copyright symbol appears together as follows below.

© DORNA WSBK ORGANIZATION Srl 2017



## Italian Round, 12-13-14 May 2017

### World Supersport - Results Race - Red Flag

#### LAP LEADERS

No.	Rider	From	To	Laps	Total
11	C. GAMARINO	1	1	1	0

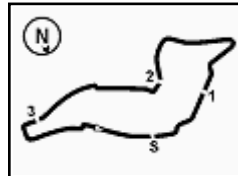
#### Race Highlights

11.26.34	64 Caricasulo	must start the race from the back of the grid
11.28.07		Warm-up Lap Start
11.29.02	64 Caricasulo	Technical Problem - Turn 2
11.30.30		START DELAYED
11.30.42	7 Pizzoli	Entered Pits
11.38.00		Race distance reduced by one lap (16 Laps)
11.38.02	64 Caricasulo	Out
11.40.32		Warm-up Lap Start
11.43		Start
11.45.33	44 Rolfo	Crashed - Turn 22
11.45.58	7 Pizzoli	Out
11.46.02		RED FLAG
11.46.22		End Of Session

14/05/2017      Start      End      The results are provisional until the end of the time limit for protests and appeals  
 11:43      11:46      and the completion of the technical checks.

These data/results cannot be reproduced, stored and/or transmitted in whole or in part by any manner of electronic, mechanical, photocopying, recording, broadcasting or otherwise now known or herein after developed without the previous express consent by the copyright owner, except for reproduction in daily press and regular printed publications on sale to the public within 60 days of the event related to those data/results and always provided that copyright symbol appears together as follows below.

© DORNA WSBK ORGANIZATION Srl 2017



Imola Circuit 4.936 m

**Italian Round, 12-13-14 May 2017**
**World Supersport - Lap Chart Race - Red Flag**

Lap	Time
1	11
2	99
3	144
4	32
5	1
6	111
7	77
8	78
9	16
10	61
11	14
12	66
13	84
14	47
15	13
16	65
17	81
18	4
19	63
20	52
21	26
22	74
23	25
24	83
25	56
26	38
27	10
28	92
29	9
30	73
31	122
32	48
33	70

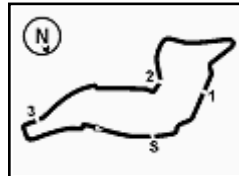
Final Result		
1	11 C. GAMARINO	Laps 1
2	99 P. JACOBSEN	0.436
3	144 L. MAHIAS	0.518
4	32 S. MORAIS	0.787
5	1 K. SOFUOGLU	1.041
6	111 K. SMITH	1.421
7	77 K. RYDE	1.647
8	78 H. OKUBO	2.185
9	16 J. CLUZEL	2.377
10	61 A. ZACCONE	2.782
11	14 J. KENNEDY	3.066
12	66 N. TUULI	3.153
13	84 L. CRESSON	3.625
14	47 R. HARTOG	4.136
15	13 A. WEST	5.695
16	65 M. CANDUCCI	5.861
17	81 L. STAPLEFORD	6.693
18	4 G. REA	6.798
19	63 Z. KHAIRUDDIN	7.322
20	52 M. MALONE	8.022
21	26 K. WATANABE	8.113
22	74 J. VAN SIKKELERUS	8.381
23	25 A. BALDOLINI	8.532
24	83 L. EPIS	9.003
25	56 P. SEBESTYÉN	9.099
26	38 H. SOOMER	9.269
27	10 N. CALERO	9.315
28	92 H. KUNIKAWA	9.568
29	9 C. LONDON	9.833
30	73 J. CRETARO	10.144
31	122 D. CORRADI	10.600
32	48 G. SCARCELLA	11.010
33	70 R. MULHAUSER	21.448
34	7 D. PIZZOLI	
35	44 R. ROLFO	
36	64 F. CARICASULO	

14/05/2017

These data/results cannot be reproduced, stored and/or transmitted in whole or in part by any manner of electronic, mechanical, photocopying, recording, broadcasting or otherwise now known or herein after developed without the previous express consent by the copyright owner, except for reproduction in daily press and regular printed publications on sale to the public within 60 days of the event related to those data/results and always provided that copyright symbol appears together as follows below.

© DORNA WSBK ORGANIZATION Srl 2017




**Italian Round, 12-13-14 May 2017**
**World Supersport - Lap Chart Race - Red Flag**
**Lap 1**

1	11 C.Gamarino (ITA)	
2	99 P.Jacobsen (USA)	0.436
3	144 L.Mahias (FRA)	0.518
4	32 S.Morais (RSA)	0.787
5	1 K.Sofuoglu (TUR)	1.041
6	111 K.Smith (GBR)	1.421
7	77 K.Ryde (GBR)	1.647
8	78 H.Okubo (JPN)	2.185
9	16 J.Cluzel (FRA)	2.377
10	61 A.Zacccone (ITA)	2.782
11	14 J.Kennedy (IRL)	3.066
12	66 N.Tuuli (FIN)	3.153
13	84 L.Cresson (BEL)	3.625
14	47 R.Hartog (NED)	4.136
15	13 A.West (AUS)	5.695
16	65 M.Canducci (ITA)	5.861
17	81 L.Stapleford (GBR)	6.693
18	4 G.Rea (GBR)	6.798
19	63 Z.Khairuddin (MAS)	7.322
20	52 M.Malone (ITA)	8.022
21	26 K.Watanabe (JPN)	8.113
22	74 J.van Sikkelerus (NED)	8.381
23	25 A.Baldolini (ITA)	8.532
24	83 L.Epis (AUS)	9.003
25	56 P.Sebestyén (HUN)	9.099
26	38 H.Soomer (EST)	9.269
27	10 N.Calero (ESP)	9.315
28	92 H.Kunikawa (JPN)	9.568
29	9 C.London (NZL)	9.833
30	73 J.Cretaro (ITA)	10.144
31	122 D.Corradi (ITA)	10.600
32	48 G.Scarcella (AUS)	11.010
33	70 R.Mulhauser (SUI)	21.448

14/05/2017

These data/results cannot be reproduced, stored and/or transmitted in whole or in part by any manner of electronic, mechanical, photocopying, recording, broadcasting or otherwise now known or herein after developed without the previous express consent by the copyright owner, except for reproduction in daily press and regular printed publications on sale to the public within 60 days of the event related to those data/results and always provided that copyright symbol appears together as follows below.

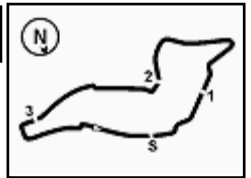
© DORNA WSBK ORGANIZATION Srl 2017

**FICR PERUGIA TIMING**


Official Tyre Supplier



Official Timekeeper



## Italian Round, 12-13-14 May 2017

### World Supersport - Best Sector & Speed Race - Red Flag

Imola Circuit 4.936 m

#### RESULTS

Rank	Name	Team	Laps	Time
1	11 C. GAMARINO	Honda CBR600RR	4	0.436
2	99 P. JACOBSEN	MV Agusta F3 675	4	0.518
3	144 L. MAHIAS	Yamaha YZF R6	4	0.787
4	32 S. MORAIS	Yamaha YZF R6	4	1.041
5	1 K. SOFUOGLU	Kawasaki ZX-6R	4	1.421
6	111 K. SMITH	Honda CBR600RR	4	1.647
7	77 K. RYDE	Kawasaki ZX-6R	4	2.185
8	78 H. OKUBO	Honda CBR600RR	4	2.377
9	16 J. CLUZEL	Honda CBR600RR	4	2.782
10	61 A. ZACCONE	MV Agusta F3 675	4	3.066
11	14 J. KENNEDY	Triumph Daytona 675	4	3.153
12	66 N. TUULI	Yamaha YZF R6	4	3.225
13	84 L. CRESSON	Yamaha YZF R6	4	3.625
14	47 R. HARTOG	Kawasaki ZX-6R	4	4.136
15	13 A. WEST	Yamaha YZF R6	4	5.695
16	65 M. CANDUCCI	Kawasaki ZX-6R	4	5.861
17	81 L. STAPLEFORD	Triumph Daytona 675	4	6.693
18	4 G. REA	Kawasaki ZX-6R	4	6.798
19	63 Z. KHAIRUDDIN	Kawasaki ZX-6R	4	7.322
20	52 M. MALONE	Kawasaki ZX-6R	4	8.022
21	26 K. WATANABE	Kawasaki ZX-6R	4	8.113
22	74 J. VAN SIKKELERUS	Yamaha YZF R6	4	8.381
23	25 A. BALDOLINI	MV Agusta F3 675	4	8.532
24	83 L. EPIS	Kawasaki ZX-6R	4	9.003
25	56 P. SEBESTYÉN	Kawasaki ZX-6R	4	9.099
26	38 H. SOOMER	Honda CBR600RR	4	9.269
27	10 N. CALERO	Kawasaki ZX-6R	4	9.315
28	92 H. KUNIKAWA	Honda CBR600RR	4	9.568
29	9 C. LONDON	Suzuki GSX-R600	4	9.833
30	73 J. CRETARO	Suzuki GSX-R600	4	10.144
31	122 D. CORRADI	Kawasaki ZX-6R	4	10.600
32	48 G. SCARCELLA	Honda CBR600RR	4	11.010
33	70 R. MULHAUSER	Honda CBR600RR	4	21.448
34	7 D. PIZZOLI	MV Agusta F3 675		
35	44 R. ROLFO	MV Agusta F3 675		
36	64 F. CARICASULO	Yamaha YZF R6		

#### SPEED

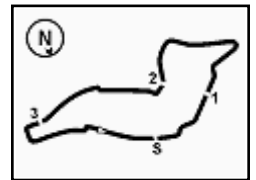
Rank	Name	Team	Speed
1	47 R. HARTOG	Kawasaki ZX-6R	247.9
2	1 K. SOFUOGLU	Kawasaki ZX-6R	247.9
3	16 J. CLUZEL	Honda CBR600RR	246.8
4	84 L. CRESSON	Yamaha YZF R6	246.8
5	77 K. RYDE	Kawasaki ZX-6R	245.7
6	10 N. CALERO	Kawasaki ZX-6R	245.1
7	66 N. TUULI	Yamaha YZF R6	244.0
8	4 G. REA	Kawasaki ZX-6R	244.0
9	32 S. MORAIS	Yamaha YZF R6	244.0
10	65 M. CANDUCCI	Kawasaki ZX-6R	243.5
11	61 A. ZACCONE	MV Agusta F3 675	243.5
12	111 K. SMITH	Honda CBR600RR	241.3
13	11 C. GAMARINO	Honda CBR600RR	239.7
14	78 H. OKUBO	Honda CBR600RR	239.7
15	83 L. EPIS	Kawasaki ZX-6R	239.1
16	63 Z. KHAIRUDDIN	Kawasaki ZX-6R	238.6
17	73 J. CRETARO	Suzuki GSX-R600	238.1
18	122 D. CORRADI	Kawasaki ZX-6R	238.1
19	14 J. KENNEDY	Triumph Daytona 675	238.1
20	144 L. MAHIAS	Yamaha YZF R6	237.6
21	99 P. JACOBSEN	MV Agusta F3 675	237.6
22	13 A. WEST	Yamaha YZF R6	237.6
23	25 A. BALDOLINI	MV Agusta F3 675	237.0
24	26 K. WATANABE	Kawasaki ZX-6R	235.0
25	81 L. STAPLEFORD	Triumph Daytona 675	233.5
26	74 J. VAN SIKKELERUS	Yamaha YZF R6	231.5
27	70 R. MULHAUSER	Honda CBR600RR	230.5
28	52 M. MALONE	Kawasaki ZX-6R	230.0
29	9 C. LONDON	Suzuki GSX-R600	229.5
30	48 G. SCARCELLA	Honda CBR600RR	225.6
31	38 H. SOOMER	Honda CBR600RR	225.2
32	92 H. KUNIKAWA	Honda CBR600RR	223.8
33	56 P. SEBESTYÉN	Kawasaki ZX-6R	219.7
34	44 R. ROLFO	MV Agusta F3 675	200.8

SEG. 1		SEG. 2		SEG. 3		SEG. 4		SEG. 5			
1	16 J. CLUZEL	8.305	1	99 P. JACOBSEN	15.825	1	1 K. SOFUOGLU	30.084	1	11 C. GAMARINO	23.372
2	66 N. TUULI	8.372	2	11 C. GAMARINO	15.939	2	99 P. JACOBSEN	30.254	2	99 P. JACOBSEN	23.432
3	32 S. MORAIS	8.381	3	61 A. ZACCONE	15.967	3	99 P. JACOBSEN	30.327	3	1 K. SOFUOGLU	23.437
4	1 K. SOFUOGLU	8.421	4	1 K. SOFUOGLU	15.984	4	11 C. GAMARINO	30.362	4	111 K. SMITH	23.555
5	111 K. SMITH	8.425	5	111 K. SMITH	16.016	5	32 S. MORAIS	30.392	5	32 S. MORAIS	23.581
6	77 K. RYDE	8.425	6	77 K. RYDE	16.074	6	77 K. RYDE	30.404	6	61 A. ZACCONE	23.603
7	14 J. KENNEDY	8.482	7	16 J. CLUZEL	16.076	7	111 K. SMITH	30.482	7	78 H. OKUBO	23.616
8	47 R. HARTOG	8.487	8	66 N. TUULI	16.091	8	61 A. ZACCONE	30.601	8	77 K. RYDE	23.635
9	84 L. CRESSON	8.492	9	4 G. REA	16.095	9	66 N. TUULI	30.612	9	16 J. CLUZEL	23.658
10	78 H. OKUBO	8.495	10	144 L. MAHIAS	16.131	10	16 J. CLUZEL	30.674	10	144 L. MAHIAS	23.725
11	144 L. MAHIAS	8.501	11	32 S. MORAIS	16.188	11	78 H. OKUBO	30.721	11	84 L. CRESSON	23.964
12	4 G. REA	8.562	12	13 A. WEST	16.191	12	14 J. KENNEDY	30.790	12	14 J. KENNEDY	24.025
13	61 A. ZACCONE	8.563	13	65 M. CANDUCCI	16.196	13	47 R. HARTOG	30.826	13	66 N. TUULI	24.243
14	99 P. JACOBSEN	8.624	14	14 J. KENNEDY	16.212	14	44 R. ROLFO	30.850	14	47 R. HARTOG	24.286
15	81 L. STAPLEFORD	8.635	15	78 H. OKUBO	16.284	15	84 L. CRESSON	30.911	15	65 M. CANDUCCI	24.647
16	11 C. GAMARINO	8.642	16	47 R. HARTOG	16.367	16	13 A. WEST	30.928	16	13 A. WEST	24.945
17	74 J. VAN SIKKELER	8.679	17	10 N. CALERO	16.406	17	38 H. SOOMER	30.973	17	26 K. WATANABE	25.298
18	10 N. CALERO	8.691	18	63 Z. KHAIRUDDIN	16.416	18	52 M. MALONE	31.244	18	4 G. REA	25.432
19	13 A. WEST	8.695	19	81 L. STAPLEFORD	16.482	19	74 J. VAN SIKKELER	31.259	19	63 Z. KHAIRUDDIN	25.499
20	63 Z. KHAIRUDDIN	8.710	20	122 D. CORRADI	16.504	20	4 G. REA	31.271	20	92 H. KUNIKAWA	25.662
21	25 A. BALDOLINI	8.719	21	38 H. SOOMER	16.514	21	65 M. CANDUCCI	31.285	21	81 L. STAPLEFORD	25.702
22	73 J. CRETARO	8.734	22	83 L. EPIS	16.550	22	70 R. MULHAUSER	31.341	22	73 J. CRETARO	25.778
23	52 M. MALONE	8.769	23	56 P. SEBESTYÉN	16.565	23	56 P. SEBESTYÉN	31.361	23	10 N. CALERO	25.784
24	26 K. WATANABE	8.774	24	26 K. WATANABE	16.632	24	81 L. STAPLEFORD	31.367	24	9 C. LONDON	25.904
25	92 H. KUNIKAWA	8.778	25	84 L. CRESSON	16.659	25	63 Z. KHAIRUDDIN	31.385	25	25 A. BALDOLINI	25.917
26	65 M. CANDUCCI	8.815	26	73 J. CRETARO	16.660	26	122 D. CORRADI	31.496	26	52 M. MALONE	25.937
27	48 G. SCARCELLA	8.859	27	48 G. SCARCELLA	16.802	27	92 H. KUNIKAWA	31.517	27	83 L. EPIS	26.007
28	122 D. CORRADI	8.861	28	25 A. BALDOLINI	16.878	28	73 J. CRETARO	31.536	28	56 P. SEBESTYÉN	26.028
29	9 C. LONDON	8.862	29	52 M. MALONE	16.916	29	25 A. BALDOLINI	31.586	29	70 R. MULHAUSER	26.048
30	70 R. MULHAUSER	8.917	30	9 C. LONDON	16.994	30	48 G. SCARCELLA	31.595	30	48 G. SCARCELLA	26.250
31	83 L. EPIS	8.948	31	74 J. VAN SIKKELER	16.999	31	73 J. CRETARO	31.684	31	74 J. VAN SIKKELER	26.491
32	56 P. SEBESTYÉN	8.990	32	92 H. KUNIKAWA	17.168	32	10 N. CALERO	31.688	32	122 D. CORRADI	26.541
33	38 H. SOOMER	9.053	33	44 R. ROLFO	17.580	33	9 C. LONDON	31.711	33	38 H. SOOMER	29.118
34	44 R. ROLFO	9.425	34	70 R. MULHAUSER	26.212	34	70 R. MULHAUSER	42.074	34	9 C. LONDON	31.715

14/05/2017

These data/results cannot be reproduced, stored and/or transmitted in whole or in part by any manner of electronic, mechanical, photocopying, recording, broadcasting or otherwise now known or herein after developed without the previous express consent by the copyright owner, except for reproduction in daily press and regular printed publications on sale to the public within 60 days of the event related to those data/results and always provided that copyright symbol appears together as follows below.

© DORNA WSBK ORGANIZATION Srl 2017



Imola Circuit 4.936 m

1 / 1

**Italian Round, 12-13-14 May 2017  
World Supersport - Best Sector & Speed Race - Red Flag**

Start at 11:43'26.730

11 C. GAMARINO (40'39.999)								
Lap	Seg. 1	Seg. 2	Seg. 3	Seg. 4	Seg. 5	Lap Time	km/h	Local Time
1	8.642	16.273	35.478	30.362	23.372	1'54.127	195.7	11:45'20.857

99 P. JACOBSEN (40'39.999)								
Lap	Seg. 1	Seg. 2	Seg. 3	Seg. 4	Seg. 5	Lap Time	km/h	Local Time
1	8.663	16.701	35.440	30.327	23.432	1'54.563	194.7	11:45'21.293

144 L. MAHIAS (40'39.999)								
Lap	Seg. 1	Seg. 2	Seg. 3	Seg. 4	Seg. 5	Lap Time	km/h	Local Time
1	8.501	16.291	35.874	30.254	23.725	1'54.645	198.6	11:45'21.375

32 S. MORAIS (40'39.999)								
Lap	Seg. 1	Seg. 2	Seg. 3	Seg. 4	Seg. 5	Lap Time	km/h	Local Time
1	8.745	16.904	35.292	30.392	23.581	1'54.914	204.3	11:45'21.644

1 K. SOFUOGLU (40'39.999)								
Lap	Seg. 1	Seg. 2	Seg. 3	Seg. 4	Seg. 5	Lap Time	km/h	Local Time
1	8.723	17.391	35.533	30.084	23.437	1'55.168	197.9	11:45'21.898

111 K. SMITH (40'39.999)								
Lap	Seg. 1	Seg. 2	Seg. 3	Seg. 4	Seg. 5	Lap Time	km/h	Local Time
1	8.739	17.107	35.665	30.482	23.555	1'55.548	202.7	11:45'22.278

77 K. RYDE (40'39.999)								
Lap	Seg. 1	Seg. 2	Seg. 3	Seg. 4	Seg. 5	Lap Time	km/h	Local Time
1	8.857	17.145	35.733	30.404	23.635	1'55.774	202.7	11:45'22.504

78 H. OKUBO (40'39.999)								
Lap	Seg. 1	Seg. 2	Seg. 3	Seg. 4	Seg. 5	Lap Time	km/h	Local Time
1	8.978	17.198	35.799	30.721	23.616	1'56.312	207.0	11:45'23.042

16 J. CLUZEL (40'39.999)								
Lap	Seg. 1	Seg. 2	Seg. 3	Seg. 4	Seg. 5	Lap Time	km/h	Local Time
1	8.826	17.303	36.043	30.674	23.658	1'56.504	200.8	11:45'23.234

61 A. ZACCONE (40'39.999)								
Lap	Seg. 1	Seg. 2	Seg. 3	Seg. 4	Seg. 5	Lap Time	km/h	Local Time
1	9.322	17.380	36.003	30.601	23.603	1'56.909	203.9	11:45'23.639

14 J. KENNEDY (40'39.999)								
Lap	Seg. 1	Seg. 2	Seg. 3	Seg. 4	Seg. 5	Lap Time	km/h	Local Time
1	9.080	17.182	36.116	30.790	24.025	1'57.193	203.5	11:45'23.923

66 N. TUULI (40'39.999)								
Lap	Seg. 1	Seg. 2	Seg. 3	Seg. 4	Seg. 5	Lap Time	km/h	Local Time
1	9.212	17.148	36.065	30.612	24.243	1'57.280	211.1	11:45'24.010

84 L. CRESSON (40'39.999)								
Lap	Seg. 1	Seg. 2	Seg. 3	Seg. 4	Seg. 5	Lap Time	km/h	Local Time
1	8.974	17.536	36.367	30.911	23.964	1'57.752	200.8	11:45'24.482

47 R. HARTOG (40'39.999)								
Lap	Seg. 1	Seg. 2	Seg. 3	Seg. 4	Seg. 5	Lap Time	km/h	Local Time
1	9.123	17.747	36.281	30.826	24.286	1'58.263	210.2	11:45'24.993

13 A. WEST (40'39.999)								
Lap	Seg. 1	Seg. 2	Seg. 3	Seg. 4	Seg. 5	Lap Time	km/h	Local Time
1	9.458	17.884	36.607	30.928	24.945	1'59.822	206.2	11:45'26.552

65 M. CANDUCCI (40'39.999)								
Lap	Seg. 1	Seg. 2	Seg. 3	Seg. 4	Seg. 5	Lap Time	km/h	Local Time
1	9.496	18.000	36.560	31.285	24.647	1'59.988	205.8	11:45'26.718

81 L. STAPLEFORD (40'39.999)								
Lap	Seg. 1	Seg. 2	Seg. 3	Seg. 4	Seg. 5	Lap Time	km/h	Local Time
1	9.319	17.895	36.537	31.367	25.702	2'00.820	199.7	11:45'27.550

4 G. REA (40'39.999)								
Lap	Seg. 1	Seg. 2	Seg. 3	Seg. 4	Seg. 5	Lap Time	km/h	Local Time
1	9.458	17.892	36.872	31.271	25.432	2'00.925	208.6	11:45'27.655

63 Z. KHAIRUDDIN (40'39.999)								
Lap	Seg. 1	Seg. 2	Seg. 3	Seg. 4	Seg. 5	Lap Time	km/h	Local Time
1	9.729	18.031	36.805	31.385	25.499	2'01.449	213.2	11:45'28.179

52 M. MALONE (40'39.999)								
Lap	Seg. 1	Seg. 2	Seg. 3	Seg. 4	Seg. 5	Lap Time	km/h	Local Time
1	9.905	18.039	37.024	31.244	25.937	2'02.149	214.4	11:45'28.879

26 K. WATANABE (40'39.999)								
Lap	Seg. 1	Seg. 2	Seg. 3	Seg. 4	Seg. 5	Lap Time	km/h	Local Time
1	9.687	18.425	37.119	31.711	25.298	2'02.240	208.2	11:45'28.970

74 J. VAN SIKKELERUS (40'39.999)								
Lap	Seg. 1	Seg. 2	Seg. 3	Seg. 4	Seg. 5	Lap Time	km/h	Local Time
1	9.748	17.951	37.059	31.259	26.491	2'02.508	208.2	11:45'29.238

25 A. BALDOLINI (40'39.999)								
Lap	Seg. 1	Seg. 2	Seg. 3	Seg. 4	Seg. 5	Lap Time	km/h	Local Time
1	10.057	18.056	37.043	31.586	25.917	2'02.659	205.8	11:45'29.389

83 L. EPIS (40'39.999)								
Lap	Seg. 1	Seg. 2	Seg. 3	Seg. 4	Seg. 5	Lap Time	km/h	Local Time
1	10.141	18.107	37.187	31.688	26.007	2'03.130	212.7	11:45'29.860

56 P. SEBESTYÉN (40'39.999)								
Lap	Seg. 1	Seg. 2	Seg. 3	Seg. 4	Seg. 5	Lap Time	km/h	Local Time
1	10.420	18.591	36.826	31.361	26.028	2'03.226	212.7	11:45'29.956

38 H. SOOMER (40'39.999)								
Lap	Seg. 1	Seg. 2	Seg. 3	Seg. 4	Seg. 5	Lap Time	km/h	Local Time
1	9.465	17.382	36.458	30.973	29.118	2'03.396	208.6	11:45'30.126

10 N. CALERO (40'39.999)								
Lap	Seg. 1	Seg. 2	Seg. 3	Seg. 4	Seg. 5	Lap Time	km/h	Local Time
1	10.294	18.076	37.604	31.684	25.784	2'03.442	206.2	11:45'30.172

92 H. KUNIKAWA (40'39.999)								
Lap	Seg. 1	Seg. 2	Seg. 3	Seg. 4	Seg. 5	Lap Time	km/h	Local Time
1	10.462	18.676	37.378	31.517	25.662	2'03.695	191.6	11:45'30.425

9 C. LONDON (40'39.999)								
Lap	Seg. 1	Seg. 2	Seg. 3	Seg. 4	Seg. 5	Lap Time	km/h	Local Time
1	10.236	18.429	37.676	31.715	25.904	2'03.960	209.0	11:45'30.690

73 J. CRETARO (40'39.999)								
Lap	Seg. 1	Seg. 2	Seg. 3	Seg. 4	Seg. 5	Lap Time	km/h	Local Time
1	10.408	19.057	37.492	31.536	25.778	2'04.271	203.9	11:45'31.001

122 D. CORRADI (40'39.999)								
Lap	Seg. 1	Seg. 2	Seg. 3	Seg. 4	Seg. 5	Lap Time	km/h	Local Time
1	10.615	18.717	37.358	31.496	26.541	2'04.727	207.4	11:45'31.457

48 G. SCARCELLA (40'39.999)								
Lap	Seg. 1	Seg. 2	Seg. 3	Seg. 4	Seg. 5	Lap Time	km/h	Local Time
1	10.740	19.097	37.455	31.595	26.250	2'05.137	205.4	11:45'31.867

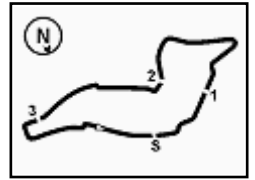
70 R. MULHAUSER (40'39.999)								
Lap	Seg. 1	Seg. 2	Seg. 3	Seg. 4	Seg. 5	Lap Time	km/h	Local Time
1	9.900	26.212	42.074	31.341	26.048	2'15.575	199.7	11:45'42.305

14/05/2017 P = Pits In/Out - C = Lap-Time Cancelled

These data/results cannot be reproduced, stored and/or transmitted in whole or in part by any manner of electronic, mechanical, photocopying, recording, broadcasting or otherwise now known or herein after developed without the previous express consent by the copyright owner, except for reproduction in daily press and regular printed publications on sale to the public within 60 days of the event related to those data/results and always provided that copyright symbol appears together as follows below.

© DORNA WSBK ORGANIZATION Srl 2017







**Italian Round, 12-13-14 May 2017**  
**World Supersport - Weather Report Race - Red Flag**

Session started 11:43      Session ended 11:46


### Air Temperature




### Track Temperature



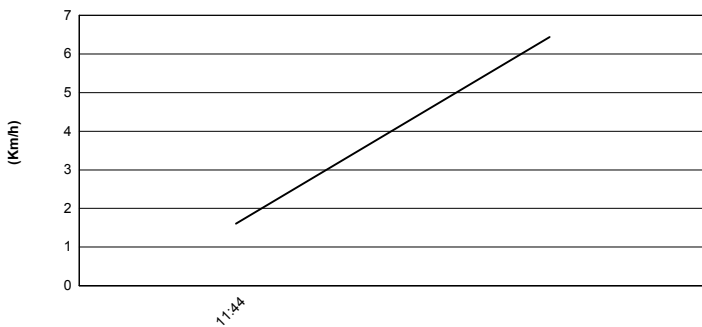
### Air Pressure




### Humidity



### Wind Speed



### Wind Direction



14/05/2017

These data/results cannot be reproduced, stored and/or transmitted in whole or in part by any manner of electronic, mechanical, photocopying, recording, broadcasting or otherwise now known or herein after developed without the previous express consent by the copyright owner, except for reproduction in daily press and regular printed publications on sale to the public within 60 days of the event related to those data/results and always provided that copyright symbol appears together as follows below.  
© DORNA WSBK ORGANIZATION Srl 2017

