

### Italian Round, 12-13-14 May 2017

### World Supersport - Results Race - Red Flag 2

Laps 3 = 14,808 Km - Time Of Race 5'36.190 - Avg. 158,567 km/h

Pos	Race	Grid	No. Rider	Nat	Team	Bike	Class	LL	Gap	Fastest Lap	Speed	Qualifying		Ranking			
												Time	Speed	R	Tot	Pos	
1	5	1	K. SOFUOGLU	TUR	Kawasaki Puccetti Racing	Kawasaki ZX-6R		3		1'51.728	245,1	1'52.006	244,6	25	9		
2	2	144	L. MAHIAS	FRA	GRT Yamaha Official WorldSSP Team	Yamaha YZF R6		3	0.390	1'51.920	244,6	1'51.723	243,5	65	1		
3	1	99	P. JACOBSEN	USA	MV Agusta Reparto Corse	MV Agusta F3 675		3	1.110	1'52.139	246,2	1'51.611	244,6	39	4		
4	6	32	S. MORAIS	RSA	Kallio Racing	Yamaha YZF R6		3	1.481	1'52.115	247,9	1'52.050	246,8	45	2		
5	3	11	C. GAMARINO	ITA	BARDAHL EVAN BROS. Honda Racing	Honda CBR600RR		3	4.101	1'52.956	245,7	1'51.795	242,4	16	14		
6	8	16	J. CLUZEL	FRA	CIA Landlord Insurance Honda	Honda CBR600RR		3	4.398	1'52.414	249,7	1'52.180	247,4	29	7		
7	10	78	H. OKUBO	JPN	CIA Landlord Insurance Honda	Honda CBR600RR		3	4.690	1'52.968	244,0	1'52.594	244,0	15	16		
8	4	64	F. CARICASULO	ITA	GRT Yamaha Official WorldSSP Team	Yamaha YZF R6		3	5.203	1'52.598	247,4	1'51.843	244,0	35	6		
9	7	111	K. SMITH	GBR	GEMAR Team Lorini	Honda CBR600RR		3	6.249	1'52.922	245,7	1'52.125	244,0	5	25		
10	9	77	K. RYDE	GBR	Kawasaki Puccetti Racing	Kawasaki ZX-6R		3	7.870	1'53.471	249,1	1'52.502	246,2	36	5		
11	13	14	J. KENNEDY	IRL	Profile Racing	Triumph Daytona 675		3	7.911	1'53.476	244,6	1'52.793	241,8				
12	14	66	N. TUULI	FIN	Kallio Racing	Yamaha YZF R6		3	8.503	1'53.546	252,0	1'52.803	249,7	27	8		
13	15	47	R. HARTOG	NED	Team Hartog - Jenik - Against Cancer	Kawasaki ZX-6R	ESS	3	8.750	1'54.120	250,8	1'52.907	244,6	10	21		
14	11	84	L. CRESSON	BEL	SC Racing-RPM84	Yamaha YZF R6		3	8.898	1'54.251	249,1	1'52.637	248,5				
15	19	4	G. REA	GBR	Team Kawasaki Go Eleven	Kawasaki ZX-6R		2	1 Lap	1'54.547	247,4	1'53.204	242,9				
16	20	13	A. WEST	AUS	EAB West Racing	Yamaha YZF R6		2	1 Lap	1'54.390	244,0	1'53.333	242,9	18	12		
17	18	81	L. STAPLEFORD	GBR	Profile Racing	Triumph Daytona 675		2	1 Lap	1'53.929	240,8	1'53.127	240,8	14	17		
18	12	61	A. ZACCONE	ITA	MV Agusta Reparto Corse	MV Agusta F3 675	ESS	2	1 Lap	1'54.609	246,8	1'52.803	241,8				
19	17	38	H. SOOMER	EST	WILSport Racedays	Honda CBR600RR	ESS	2	1 Lap	1'53.965	246,8	1'53.110	241,8	10	19		
20	22	65	M. CANDUCCI	ITA	3570 Puccetti Racing FMI	Kawasaki ZX-6R		2	1 Lap	1'54.103	242,4	1'53.514	246,8	22	10		
21	21	26	K. WATANABE	JPN	Team Kawasaki Go Eleven	Kawasaki ZX-6R		2	1 Lap	1'54.529	242,9	1'53.401	242,4	16	15		
22	24	25	A. BALDOLINI	ITA	Race Department ATK#25	MV Agusta F3 675		2	1 Lap	1'54.586	243,5	1'54.235	244,0	3	27		
23	16	44	R. ROLFO	ITA	Team Factory Vamag	MV Agusta F3 675		2	1 Lap	1'54.691	242,9	1'52.946	238,6	41	3		
24	28	52	M. MALONE	ITA	Team Green Speed	Kawasaki ZX-6R		2	1 Lap	1'55.311	240,2	1'54.696	242,9				
25	35	56	P. SEBESTYÉN	HUN	SSP Hungary by Pedercini Racing	Kawasaki ZX-6R	ESS	2	1 Lap	1'55.052	245,1						
26	30	83	L. EPIS	AUS	Response RE Racing	Kawasaki ZX-6R		2	1 Lap	1'56.586	243,5	1'55.030	244,0	10	22		
27	23	74	J. VAN SIKKELERUS	NED	MVR Racing	Yamaha YZF R6	ESS	2	1 Lap	1'56.349	235,5	1'54.127	242,4				
28	29	73	J. CRETARO	ITA	Phoenix Suzuki Racing	Suzuki GSX-R600	ESS	2	1 Lap	1'56.311	239,1	1'54.958	238,6				
29	31	92	H. KUNIKAWA	JPN	CIA Landlord Insurance Honda	Honda CBR600RR	ESS	2	1 Lap	1'56.037	237,0	1'55.792	239,7				
30	27	10	N. CALERO	ESP	Orelac Racing VerdNatura	Kawasaki ZX-6R		2	1 Lap	1'55.133	241,3	1'54.460	242,4	10	20		
31	32	122	D. CORRADI	ITA	SCS Racing Team	Kawasaki ZX-6R		2	1 Lap	1'57.119	236,5	1'55.826	234,5				
32	33	9	C. LONDON	NZL	Phoenix Suzuki Racing	Suzuki GSX-R600	ESS	2	1 Lap	1'58.677	231,9	1'58.569	233,0				
33	36	48	G. SCARCELLA	AUS	GEMAR Team Lorini	Honda CBR600RR		2	1 Lap	1'57.668	237,0		238,6				
34	34	7	D. PIZZOLI	ITA	Race Department ATK#25	MV Agusta F3 675		0				2'06.745	240,2	2	28		
35	26	70	R. MULHAUSER	SUI	CIA Landlord Insurance Honda	Honda CBR600RR		0				1'54.334	240,2	6	23		
36	25	63	Z. KHAIRUDDIN	MAS	Orelac Racing VerdNatura	Kawasaki ZX-6R		0				1'54.297	241,8	6	24		

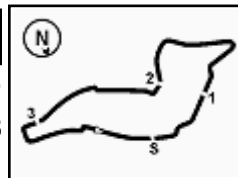
AIR	Humidity:	48%	Temp:	25°C
TRACK	Condition:	Dry	Temp:	39°C

Records	Pole	2013	S.Lowes	1'50.404	160,95 Km/h
	Race	(RC) 2015	J.Cluzel	1'51.101	159,94 Km/h
	Circuit	2013	S.Lowes	1'50.404	160,95 Km/h
Race Fastest lap		Lap 3	K.Sofuoglu	1'51.728	159,04 Km/h

Start 14/05/2017 12:07 End 12:13 The results are provisional until the end of the time limit for protests and appeals and the completion of the technical checks.

These data/results cannot be reproduced, stored and/or transmitted in whole or in part by any manner of electronic, mechanical, photocopying, recording, broadcasting or otherwise now known or herein after developed without the previous express consent by the copyright owner, except for reproduction in daily press and regular printed publications on sale to the public within 60 days of the event related to those data/results and always provided that copyright symbol appears together as follows below.

© DORNA WSBK ORGANIZATION Srl 2017



## Italian Round, 12-13-14 May 2017

### World Supersport - Results Race - Red Flag 2

#### LAP LEADERS

No.	Rider	From	To	Laps	Total
144	L. MAHIAS	1	2	2	0
1	K. SOFUOGLU	3	3	1	0

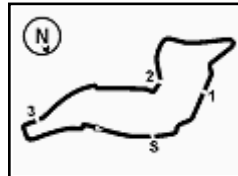
#### Race Highlights

11.48.46		New Schedule TBA - Quick Restart Procedure - 11 Laps
12.00.00		Pit Lane Opens for 1 Minute
12.03.58		Warm-up Lap Start
12.04.00		N.7 - 63 - 64 - 92 must start the race from the back of th
12.06.38	70 Mulhauser	Entered Pits
12.07		Start
12.08.56	7 Pizzoli	Out
12.09.03	63 Khairuddin	Out
12.09.15	64 Caricasulo	Under Investigation
12.09.21	70 Mulhauser	Out
12.11.05	64 Caricasulo	Ride Through
12.12.12	26 Watanabe	Crashed - Turn 7
12.12.13	52 Malone	Crashed - Turn 7
12.12.13	44 Rolfo	Crashed - Turn 7
12.13.18		End Of Session

Start      End      The results are provisional until the end of the time limit for protests and appeals  
14/05/2017      12:07      12:13      and the completion of the technical checks.

These data/results cannot be reproduced, stored and/or transmitted in whole or in part by any manner of electronic, mechanical, photocopying, recording, broadcasting or otherwise now known or herein after developed without the previous express consent by the copyright owner, except for reproduction in daily press and regular printed publications on sale to the public within 60 days of the event related to those data/results and always provided that copyright symbol appears together as follows below.

© DORNA WSBK ORGANIZATION Srl 2017



Imola Circuit 4.936 m

1 / 2

**Italian Round, 12-13-14 May 2017**
**World Supersport - Lap Chart Race - Red Flag 2**

	Lap		
	1	2	3
1	144	144	1
2	1	1	144
3	99	99	99
4	32	32	32
5	11	11	11
6	111	111	16
7	78	78	78
8	64	16	64
9	16	64	111
10	14	47	77
11	47	77	14
12	84	14	66
13	4	84	47
14	77	66	84
15	13	4	
16	66	13	
17	61	81	
18	81	61	
19	38	38	
20	65	65	
21	26	26	
22	25	25	
23	44	44	
24	83	52	
25	52	56	
26	74	83	
27	73	74	
28	56	73	
29	92	92	
30	9	10	
31	10	122	
32	122	9	
33	48	48	

Final Result			
1	1	K. SOFUOGLU	Laps 3
2	144	L. MAHIAS	0.390
3	99	P. JACOBSEN	1.110
4	32	S. MORAIS	1.481
5	11	C. GAMARINO	4.101
6	16	J. CLUZEL	4.398
7	78	H. OKUBO	4.690
8	64	F. CARICASULO	5.203
9	111	K. SMITH	6.249
10	77	K. RYDE	7.870
11	14	J. KENNEDY	7.911
12	66	N. TUULI	8.503
13	47	R. HARTOG	8.750
14	84	L. CRESSON	8.898
15	4	G. REA	1 Lap
16	13	A. WEST	1 Lap
17	81	L. STAPLEFORD	1 Lap
18	61	A. ZACCONE	1 Lap
19	38	H. SOOMER	1 Lap
20	65	M. CANDUCCI	1 Lap
21	26	K. WATANABE	1 Lap
22	25	A. BALDOLINI	1 Lap
23	44	R. ROLFO	1 Lap
24	52	M. MALONE	1 Lap
25	56	P. SEBESTYÉN	1 Lap
26	83	L. EPIS	1 Lap
27	74	J. VAN SIKKELERUS	1 Lap
28	73	J. CRETARO	1 Lap
29	92	H. KUNIKAWA	1 Lap
30	10	N. CALERO	1 Lap
31	122	D. CORRADI	1 Lap
32	9	C. LONDON	1 Lap
33	48	G. SCARCELLA	1 Lap
34	70	R. MULHAUSER	
35	7	D. PIZZOLI	
36	63	Z. KHAIRUDDIN	

14/05/2017

These data/results cannot be reproduced, stored and/or transmitted in whole or in part by any manner of electronic, mechanical, photocopying, recording, broadcasting or otherwise now known or herein after developed without the previous express consent by the copyright owner, except for reproduction in daily press and regular printed publications on sale to the public within 60 days of the event related to those data/results and always provided that copyright symbol appears together as follows below.

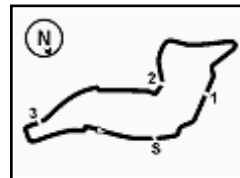
© DORNA WSBK ORGANIZATION Srl 2017

**FCR PERUGIA TIMING**


Official Tyre Supplier



Official Timekeeper



Imola Circuit 4.936 m

**Italian Round, 12-13-14 May 2017**
**World Supersport - Lap Chart Race - Red Flag 2**
**Lap 1**

1	144 L.Mahias (FRA)		4	32 S.Morais (RSA)	1.481
2	1 K.Sofuoglu (TUR)	0.431	5	11 C.Gamarino (ITA)	4.101
3	99 P.Jacobsen (USA)	0.727	6	16 J.Cluzel (FRA)	4.398
4	32 S.Morais (RSA)	1.086	7	78 H.Okubo (JPN)	4.690
5	11 C.Gamarino (ITA)	1.712	8	64 F.Caricasulo (ITA)	5.203
6	111 K.Smith (GBR)	2.042	9	111 K.Smith (GBR)	6.249
7	78 H.Okubo (JPN)	2.498	10	77 K.Ryde (GBR)	7.870
8	64 F.Caricasulo (ITA)	2.971	11	14 J.Kennedy (IRL)	7.911
9	16 J.Cluzel (FRA)	3.358	12	66 N.Tuuli (FIN)	8.503
10	14 J.Kennedy (IRL)	3.686	13	47 R.Hartog (NED)	8.750
11	47 R.Hartog (NED)	3.854	14	84 L.Cresson (BEL)	8.898
12	84 L.Cresson (BEL)	4.280			
13	4 G.Rea (GBR)	4.538			
14	77 K.Ryde (GBR)	4.680			
15	13 A.West (AUS)	4.997			
16	66 N.Tuuli (FIN)	5.196			
17	61 A.Zacccone (ITA)	5.573			
18	81 L.Stapleford (GBR)	5.957			
19	38 H.Soomer (EST)	6.312			
20	65 M.Canducci (ITA)	6.601			
21	26 K.Watanabe (JPN)	6.855			
22	25 A.Baldolini (ITA)	7.081			
23	44 R.Rolfo (ITA)	7.275			
24	83 L.Epis (AUS)	7.675			
25	52 M.Malone (ITA)	7.934			
26	74 J.van Sikkelerus (NED)	8.270			
27	73 J.Cretaro (ITA)	8.472			
28	56 P.Sebestyén (HUN)	8.624			
29	92 H.Kunikawa (JPN)	9.159			
30	9 C.London (NZL)	10.241			
31	10 N.Calero (ESP)	10.541			
32	122 D.Corradi (ITA)	11.167			
33	48 G.Scarcella (AUS)	11.389			

**Lap 2**

1	144 L.Mahias (FRA)	
2	1 K.Sofuoglu (TUR)	0.276
3	99 P.Jacobsen (USA)	0.946
4	32 S.Morais (RSA)	1.370
5	11 C.Gamarino (ITA)	2.748
6	111 K.Smith (GBR)	3.044
7	78 H.Okubo (JPN)	3.546
8	16 J.Cluzel (FRA)	3.852
9	64 F.Caricasulo (ITA)	4.609
10	47 R.Hartog (NED)	6.054
11	77 K.Ryde (GBR)	6.231
12	14 J.Kennedy (IRL)	6.439
13	84 L.Cresson (BEL)	6.651
14	66 N.Tuuli (FIN)	6.822
15	4 G.Rea (GBR)	7.165
16	13 A.West (AUS)	7.467
17	81 L.Stapleford (GBR)	7.966
18	61 A.Zacccone (ITA)	8.262
19	38 H.Soomer (EST)	8.357
20	65 M.Canducci (ITA)	8.784
21	26 K.Watanabe (JPN)	9.464
22	25 A.Baldolini (ITA)	9.747
23	44 R.Rolfo (ITA)	10.046
24	52 M.Malone (ITA)	11.325
25	56 P.Sebestyén (HUN)	11.756
26	83 L.Epis (AUS)	12.341
27	74 J.van Sikkelerus (NED)	12.699
28	73 J.Cretaro (ITA)	12.863
29	92 H.Kunikawa (JPN)	13.276
30	10 N.Calero (ESP)	13.754
31	122 D.Corradi (ITA)	16.366
32	9 C.London (NZL)	16.998
33	48 G.Scarcella (AUS)	17.137

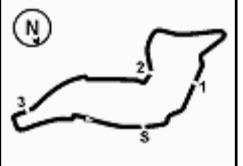
**Lap 3**

1	1 K.Sofuoglu (TUR)	
2	144 L.Mahias (FRA)	0.390
3	99 P.Jacobsen (USA)	1.110

14/05/2017

These data/results cannot be reproduced, stored and/or transmitted in whole or in part by any manner of electronic, mechanical, photocopying, recording, broadcasting or otherwise now known or herein after developed without the previous express consent by the copyright owner, except for reproduction in daily press and regular printed publications on sale to the public within 60 days of the event related to those data/results and always provided that copyright symbol appears together as follows below.

© DORNA WSBK ORGANIZATION Srl 2017



Imola Circuit 4.936 m

## Italian Round, 12-13-14 May 2017

### World Supersport - Best Sector & Speed Race - Red Flag 2

**RESULTS**

1	1	K. SOFUOGLU	Kawasaki ZX-6R	Laps 3
2	144	L. MAHIAS	Yamaha YZF R6	0.390
3	99	P. JACOBSEN	MV Austa F3 675	1.110
4	32	S. MORAIS	Yamaha YZF R6	1.481
5	11	C. GAMARINO	Honda CBR600RR	4.101
6	16	J. CLUZEL	Honda CBR600RR	4.398
7	78	H. OKUBO	Honda CBR600RR	4.690
8	64	F. CARICASULO	Yamaha YZF R6	5.203
9	111	K. SMITH	Honda CBR600RR	6.249
10	77	K. RYDE	Kawasaki ZX-6R	7.870
11	14	J. KENNEDY	Triumph Daytona 675	7.911
12	66	N. TUULI	Yamaha YZF R6	8.503
13	47	R. HARTOG	Kawasaki ZX-6R	8.750
14	84	L. CRESSON	Yamaha YZF R6	8.898
15	4	G. REA	Kawasaki ZX-6R	1 Lap
16	13	A. WEST	Yamaha YZF R6	1 Lap
17	81	L. STAPLEFORD	Triumph Daytona 675	1 Lap
18	61	A. ZACCONE	MV Austa F3 675	1 Lap
19	38	H. SOOMER	Honda CBR600RR	1 Lap
20	65	M. CANDUCCI	Kawasaki ZX-6R	1 Lap
21	26	K. WATANABE	Kawasaki ZX-6R	1 Lap
22	25	A. BALDOLINI	MV Austa F3 675	1 Lap
23	44	R. ROLFO	MV Austa F3 675	1 Lap
24	52	M. MALONE	Kawasaki ZX-6R	1 Lap
25	56	P. SEBESTYÉN	Kawasaki ZX-6R	1 Lap
26	83	L. EPIS	Kawasaki ZX-6R	1 Lap
27	74	J. VAN SIKKELERUS	Yamaha YZF R6	1 Lap
28	73	J. CRETARO	Suzuki GSX-R600	1 Lap
29	92	H. KUNIKAWA	Honda CBR600RR	1 Lap
30	10	N. CALERO	Kawasaki ZX-6R	1 Lap
31	122	D. CORRADI	Kawasaki ZX-6R	1 Lap
32	9	C. LONDON	Suzuki GSX-R600	1 Lap
33	48	G. SCARCELLA	Honda CBR600RR	1 Lap
34	70	R. MULHAUSER	Honda CBR600RR	1 Lap
35	7	D. PIZZOLI	MV Austa F3 675	1 Lap
36	63	Z. KHAIRUDDIN	Kawasaki ZX-6R	1 Lap

**SPEED**

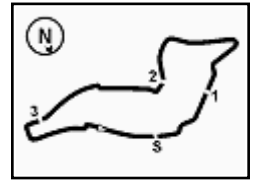
1	66	N. TUULI	Yamaha YZF R6	252.0
2	47	R. HARTOG	Kawasaki ZX-6R	250.8
3	16	J. CLUZEL	Honda CBR600RR	249.7
4	77	K. RYDE	Kawasaki ZX-6R	249.1
5	84	L. CRESSON	Yamaha YZF R6	249.1
6	32	S. MORAIS	Yamaha YZF R6	247.9
7	64	F. CARICASULO	Yamaha YZF R6	247.4
8	4	G. REA	Kawasaki ZX-6R	247.4
9	38	H. SOOMER	Honda CBR600RR	246.8
10	61	A. ZACCONE	MV Austa F3 675	246.8
11	99	P. JACOBSEN	MV Austa F3 675	246.2
12	11	C. GAMARINO	Honda CBR600RR	245.7
13	111	K. SMITH	Honda CBR600RR	245.7
14	1	K. SOFUOGLU	Kawasaki ZX-6R	245.1
15	56	P. SEBESTYÉN	Kawasaki ZX-6R	245.1
16	144	L. MAHIAS	Yamaha YZF R6	244.6
17	14	J. KENNEDY	Triumph Daytona 675	244.6
18	13	A. WEST	Yamaha YZF R6	244.0
19	78	H. OKUBO	Honda CBR600RR	244.0
20	25	A. BALDOLINI	MV Austa F3 675	243.5
21	83	L. EPIS	Kawasaki ZX-6R	243.5
22	26	K. WATANABE	Kawasaki ZX-6R	242.9
23	44	R. ROLFO	MV Austa F3 675	242.9
24	65	M. CANDUCCI	Kawasaki ZX-6R	242.4
25	10	N. CALERO	Kawasaki ZX-6R	241.3
26	81	L. STAPLEFORD	Triumph Daytona 675	240.8
27	52	M. MALONE	Kawasaki ZX-6R	240.2
28	73	J. CRETARO	Suzuki GSX-R600	239.1
29	48	G. SCARCELLA	Honda CBR600RR	237.0
30	92	H. KUNIKAWA	Honda CBR600RR	237.0
31	122	D. CORRADI	Kawasaki ZX-6R	236.5
32	74	J. VAN SIKKELERUS	Yamaha YZF R6	235.5
33	9	C. LONDON	Suzuki GSX-R600	231.9

SEG. 1		SEG. 2		SEG. 3		SEG. 4		SEG. 5	
1	84 L. CRESSON 8.271	1	144 L. MAHIAS 15.704	1	1 K. SOFUOGLU 34.559	1	1 K. SOFUOGLU 29.644	1	1 K. SOFUOGLU 23.042
2	16 J. CLUZEL 8.327	2	1 K. SOFUOGLU 15.714	2	144 L. MAHIAS 34.743	2	144 L. MAHIAS 29.730	2	144 L. MAHIAS 23.119
3	47 R. HARTOG 8.344	3	32 S. MORAIS 15.766	3	99 P. JACOBSEN 34.746	3	99 P. JACOBSEN 29.793	3	99 P. JACOBSEN 23.180
4	66 N. TUULI 8.357	4	61 A. ZACCONE 15.770	4	32 S. MORAIS 34.797	4	32 S. MORAIS 29.831	4	64 F. CARICASULO 23.201
5	32 S. MORAIS 8.393	5	99 P. JACOBSEN 15.774	5	111 K. SMITH 34.830	5	16 J. CLUZEL 29.882	5	32 S. MORAIS 23.209
6	77 K. RYDE 8.404	6	16 J. CLUZEL 15.792	6	16 J. CLUZEL 34.888	6	77 K. RYDE 29.924	6	11 C. GAMARINO 23.280
7	81 L. STAPLEFORD 8.409	7	111 K. SMITH 15.816	7	81 L. STAPLEFORD 34.959	7	111 K. SMITH 29.974	7	78 H. OKUBO 23.295
8	64 F. CARICASULO 8.419	8	38 H. SOOMER 15.839	8	64 F. CARICASULO 34.987	8	78 H. OKUBO 29.999	8	16 J. CLUZEL 23.306
9	65 M. CANDUCCI 8.428	9	64 F. CARICASULO 15.840	9	61 A. ZACCONE 35.032	9	61 A. ZACCONE 30.066	9	111 K. SMITH 23.392
10	111 K. SMITH 8.435	10	11 C. GAMARINO 15.845	10	78 H. OKUBO 35.066	10	66 N. TUULI 30.112	10	66 N. TUULI 23.505
11	4 G. REA 8.442	11	13 A. WEST 15.936	11	11 C. GAMARINO 35.095	11	64 F. CARICASULO 30.131	11	14 J. KENNEDY 23.554
12	13 A. WEST 8.456	12	66 N. TUULI 15.957	12	77 K. RYDE 35.114	12	14 J. KENNEDY 30.159	12	13 A. WEST 23.581
13	56 P. SEBESTYÉN 8.465	13	25 A. BALDOLINI 15.972	13	84 L. CRESSON 35.129	13	11 C. GAMARINO 30.215	13	77 K. RYDE 23.624
14	14 J. KENNEDY 8.484	14	77 K. RYDE 15.986	14	14 J. KENNEDY 35.146	14	84 L. CRESSON 30.245	14	4 G. REA 23.634
15	78 H. OKUBO 8.490	15	4 G. REA 15.990	15	65 M. CANDUCCI 35.210	15	4 G. REA 30.288	15	61 A. ZACCONE 23.651
16	99 P. JACOBSEN 8.499	16	47 R. HARTOG 16.017	16	13 A. WEST 35.256	16	13 A. WEST 30.311	16	26 K. WATANABE 23.687
17	144 L. MAHIAS 8.504	17	44 R. ROLFO 16.024	17	47 R. HARTOG 35.279	17	65 M. CANDUCCI 30.332	17	81 L. STAPLEFORD 23.760
18	74 J. VAN SIKKELER 8.513	18	81 L. STAPLEFORD 16.044	18	38 H. SOOMER 35.287	18	47 R. HARTOG 30.334	18	44 R. ROLFO 23.766
19	92 H. KUNIKAWA 8.519	19	78 H. OKUBO 16.055	19	66 N. TUULI 35.352	19	38 H. SOOMER 30.402	19	65 M. CANDUCCI 23.767
20	11 C. GAMARINO 8.521	20	83 L. EPIS 16.107	20	56 P. SEBESTYÉN 35.357	20	25 A. BALDOLINI 30.440	20	38 H. SOOMER 23.796
21	73 J. CRETARO 8.526	21	26 K. WATANABE 16.119	21	4 G. REA 35.367	21	81 L. STAPLEFORD 30.440	21	10 N. CALERO 23.809
22	38 H. SOOMER 8.530	22	14 J. KENNEDY 16.132	22	83 L. EPIS 35.432	22	26 K. WATANABE 30.460	22	25 A. BALDOLINI 23.831
23	10 N. CALERO 8.536	23	65 M. CANDUCCI 16.136	23	26 K. WATANABE 35.435	23	44 R. ROLFO 30.617	23	47 R. HARTOG 23.890
24	1 K. SOFUOGLU 8.546	24	84 L. CRESSON 16.140	24	25 A. BALDOLINI 35.508	24	10 N. CALERO 30.710	24	52 M. MALONE 23.956
25	83 L. EPIS 8.549	25	56 P. SEBESTYÉN 16.189	25	44 R. ROLFO 35.546	25	56 P. SEBESTYÉN 30.786	25	74 J. VAN SIKKELER 23.976
26	52 M. MALONE 8.560	26	74 J. VAN SIKKELER 16.202	26	52 M. MALONE 35.719	26	52 M. MALONE 30.802	26	56 P. SEBESTYÉN 24.005
27	26 K. WATANABE 8.561	27	52 M. MALONE 16.208	27	10 N. CALERO 35.759	27	73 J. CRETARO 30.898	27	73 J. CRETARO 24.032
28	44 R. ROLFO 8.561	28	73 J. CRETARO 16.246	28	74 J. VAN SIKKELER 35.784	28	92 H. KUNIKAWA 30.956	28	84 L. CRESSON 24.041
29	61 A. ZACCONE 8.580	29	10 N. CALERO 16.318	29	92 H. KUNIKAWA 35.853	29	74 J. VAN SIKKELER 31.056	29	92 H. KUNIKAWA 24.082
30	25 A. BALDOLINI 8.583	30	122 D. CORRADI 16.461	30	73 J. CRETARO 35.909	30	83 L. EPIS 31.082	30	122 D. CORRADI 24.234
31	48 G. SCARCELLA 8.604	31	48 G. SCARCELLA 16.487	31	122 D. CORRADI 36.219	31	48 G. SCARCELLA 31.337	31	83 L. EPIS 24.413
32	122 D. CORRADI 8.811	32	92 H. KUNIKAWA 16.574	32	48 G. SCARCELLA 36.423	32	122 D. CORRADI 31.356	32	48 G. SCARCELLA 24.506
33	9 C. LONDON 8.817	33	9 C. LONDON 16.770	33	9 C. LONDON 36.649	33	9 C. LONDON 31.684	33	9 C. LONDON 24.514

14/05/2017

These data/results cannot be reproduced, stored and/or transmitted in whole or in part by any manner of electronic, mechanical, photocopying, recording, broadcasting or otherwise now known or herein after developed without the previous express consent by the copyright owner, except for reproduction in daily press and regular printed publications on sale to the public within 60 days of the event related to those data/results and always provided that copyright symbol appears together as follows below.

© DORNA WSBK ORGANIZATION Srl 2017



Imola Circuit 4.936 m

### Italian Round, 12-13-14 May 2017

### World Supersport - Best Sector & Speed Race - Red Flag 2

Start at 12:06'48.140

1 K. SOFUOGLU (1'51.728)								
Lap	Seg. 1	Seg. 2	Seg. 3	Seg. 4	Seg. 5	Lap Time	km/h	Local Time
1			35.003	30.093	23.223	1'52.697		12:08'40.837
2	8.623	15.802	<b>34.559</b>	29.739	<b>23.042</b>	1'51.765	242.9	12:10'32.602
3	<b>8.546</b>	<b>15.714</b>	34.629	<b>29.644</b>	23.195	1'51.728	<b>245.1</b>	12:12'24.330

144 L. MAHIAS (1'51.920)								
Lap	Seg. 1	Seg. 2	Seg. 3	Seg. 4	Seg. 5	Lap Time	km/h	Local Time
1			35.270	30.015	23.120	1'52.266		12:08'40.406
2	8.528	15.779	34.764	<b>29.730</b>	<b>23.119</b>	1'51.920	243.5	12:10'32.326
3	<b>8.504</b>	<b>15.704</b>	<b>34.743</b>	29.855	23.588	1'52.394	<b>244.6</b>	12:12'24.720

99 P. JACOBSEN (1'52.139)								
Lap	Seg. 1	Seg. 2	Seg. 3	Seg. 4	Seg. 5	Lap Time	km/h	Local Time
1			35.181	30.042	23.286	1'52.993		12:08'41.133
2	<b>8.499</b>	15.844	<b>34.746</b>	29.831	23.219	1'52.139	<b>246.2</b>	12:10'33.272
3	8.619	<b>15.774</b>	34.802	<b>29.793</b>	<b>23.180</b>	1'52.168	245.7	12:12'25.440

32 S. MORAIS (1'52.115)								
Lap	Seg. 1	Seg. 2	Seg. 3	Seg. 4	Seg. 5	Lap Time	km/h	Local Time
1			35.180	30.036	23.425	1'53.352		12:08'41.492
2	<b>8.393</b>	<b>15.766</b>	34.962	<b>29.831</b>	23.252	1'52.204	<b>247.9</b>	12:10'33.696
3	8.451	15.795	<b>34.797</b>	29.863	<b>23.209</b>	1'52.115	247.4	12:12'25.811

11 C. GAMARINO (1'52.956)								
Lap	Seg. 1	Seg. 2	Seg. 3	Seg. 4	Seg. 5	Lap Time	km/h	Local Time
1			35.419	30.368	23.415	1'53.978		12:08'42.118
2	<b>8.521</b>	<b>15.845</b>	<b>35.095</b>	<b>30.215</b>	<b>23.280</b>	1'52.956	<b>245.7</b>	12:10'35.074
3	8.559	15.864	35.206	<b>30.215</b>	23.513	1'53.357	<b>245.7</b>	12:12'28.431

16 J. CLUZEL (1'52.414)								
Lap	Seg. 1	Seg. 2	Seg. 3	Seg. 4	Seg. 5	Lap Time	km/h	Local Time
1			35.834	30.259	24.006	1'55.624		12:08'43.764
2	8.384	<b>15.792</b>	34.933	29.999	<b>23.306</b>	1'52.414	<b>249.7</b>	12:10'36.178
3	<b>8.327</b>	15.881	<b>34.888</b>	<b>29.882</b>	23.572	1'52.550	<b>249.7</b>	12:12'28.728

78 H. OKUBO (1'52.968)								
Lap	Seg. 1	Seg. 2	Seg. 3	Seg. 4	Seg. 5	Lap Time	km/h	Local Time
1			35.840	30.265	23.473	1'54.764		12:08'42.904
2	8.504	16.056	<b>35.066</b>	30.047	<b>23.295</b>	1'52.968	241.8	12:10'35.872
3	<b>8.490</b>	<b>16.055</b>	35.167	<b>29.999</b>	23.437	1'53.148	<b>244.0</b>	12:12'29.020

64 F. CARICASULO (1'52.598)								
Lap	Seg. 1	Seg. 2	Seg. 3	Seg. 4	Seg. 5	Lap Time	km/h	Local Time
1			35.820	30.393	23.653	1'55.237		12:08'43.377
2	<b>8.419</b>	15.908	35.523	30.469	23.239	1'53.558	<b>247.4</b>	12:10'36.935
3	8.439	<b>15.840</b>	<b>34.987</b>	<b>30.131</b>	<b>23.201</b>	1'52.598	244.6	12:12'29.533

111 K. SMITH (1'52.922)								
Lap	Seg. 1	Seg. 2	Seg. 3	Seg. 4	Seg. 5	Lap Time	km/h	Local Time
1			35.326	30.387	23.454	1'54.308		12:08'42.448
2	<b>8.435</b>	16.253	<b>34.830</b>	<b>29.974</b>	23.430	1'52.922	243.5	12:10'35.370
3	8.441	<b>15.816</b>	35.121	32.439	<b>23.392</b>	1'55.209	<b>245.7</b>	12:12'30.579

77 K. RYDE (1'53.471)								
Lap	Seg. 1	Seg. 2	Seg. 3	Seg. 4	Seg. 5	Lap Time	km/h	Local Time
1			36.499	30.941	<b>23.624</b>	1'56.946		12:08'45.086
2	<b>8.404</b>	16.052	<b>35.114</b>	30.027	23.874	1'53.471	246.8	12:10'38.557
3	8.448	<b>15.986</b>	35.232	<b>29.924</b>	24.053	1'53.643	<b>249.1</b>	12:12'32.200

14 J. KENNEDY (1'53.476)								
Lap	Seg. 1	Seg. 2	Seg. 3	Seg. 4	Seg. 5	Lap Time	km/h	Local Time
1			35.910	30.535	23.854	1'55.952		12:08'44.092
2	8.567	<b>16.132</b>	35.270	30.630	24.074	1'54.673	237.0	12:10'38.765
3	<b>8.484</b>	16.133	<b>35.146</b>	<b>30.159</b>	<b>23.554</b>	1'53.476	<b>244.6</b>	12:12'32.241

66 N. TUULI (1'53.546)								
Lap	Seg. 1	Seg. 2	Seg. 3	Seg. 4	Seg. 5	Lap Time	km/h	Local Time
1			36.494	30.917	23.904	1'57.462		12:08'45.602
2	<b>8.357</b>	<b>15.957</b>	35.401	<b>30.112</b>	23.719	1'53.546	<b>252.0</b>	12:10'39.148
3	8.383	16.079	<b>35.352</b>	30.366	<b>23.505</b>	1'53.685	246.8	12:12'32.833

47 R. HARTOG (1'54.120)								
Lap	Seg. 1	Seg. 2	Seg. 3	Seg. 4	Seg. 5	Lap Time	km/h	Local Time
1								12:08'44.260
2			36.130	30.417	<b>23.890</b>	1'56.120		12:08'44.260
3	<b>8.344</b>	16.024	<b>35.279</b>	30.522	23.951	1'54.120	<b>250.8</b>	12:10'38.380
3	8.495	<b>16.017</b>	35.745	<b>30.334</b>	24.109	1'54.700	246.2	12:12'33.080

84 L. CRESSON (1'54.251)								
Lap	Seg. 1	Seg. 2	Seg. 3	Seg. 4	Seg. 5	Lap Time	km/h	Local Time
1								12:08'44.686
2			36.214	30.518	<b>24.041</b>	1'56.546		12:08'44.686
3	8.343	<b>16.140</b>	<b>35.129</b>	30.616	24.063	1'54.291	247.9	12:10'38.977
3	<b>8.271</b>	16.266	35.371	<b>30.245</b>	24.098	1'54.251	<b>249.1</b>	12:12'33.228

4 G. REA (1'54.547)								
Lap	Seg. 1	Seg. 2	Seg. 3	Seg. 4	Seg. 5	Lap Time	km/h	Local Time
1								12:08'44.944
2			36.404	30.605	23.912	1'56.804		12:08'44.944
3	8.480	16.132	36.013	<b>30.288</b>	<b>23.634</b>	1'54.547	245.7	12:10'39.491

13 A. WEST (1'54.390)								
Lap	Seg. 1	Seg. 2	Seg. 3	Seg. 4	Seg. 5	Lap Time	km/h	Local Time
1								12:08'45.403
2			36.482	30.774	23.938	1'57.263		12:08'45.403
3	8.485	16.265	35.748	<b>30.311</b>	<b>23.581</b>	1'54.390	241.3	12:10'39.793

81 L. STAPLEFORD (1'53.929)								
Lap	Seg. 1	Seg. 2	Seg. 3	Seg. 4	Seg. 5	Lap Time	km/h	Local Time
1								12:08'46.363
2			36.691	31.083	24.000	1'58.223		12:08'46.363
3	<b>8.409</b>	<b>16.044</b>	35.276	<b>30.440</b>	<b>23.760</b>	1'53.929	234.5	12:10'40.292

61 A. ZACCONE (1'54.609)								
Lap	Seg. 1	Seg. 2	Seg. 3	Seg. 4	Seg. 5	Lap Time	km/h	Local Time
1								12:08'45.979
2			36.485	31.414	<b>23.651</b>	1'57.839		12:08'45.979
3	<b>8.580</b>	<b>15.770</b>	35.428	30.308	24.523	1'54.609	<b>246.8</b>	12:10'40.588

38 H. SOOMER (1'53.965)								
Lap	Seg. 1	Seg. 2	Seg. 3	Seg. 4	Seg. 5	Lap Time	km/h	Local Time
1								12:08'46.718
2			36.695	31.137	24.101	1'58.578		12:08'46.718
3	8.540	<b>15.839</b>	<b>35.287</b>	30.503	<b>23.796</b>	1'53.965	241.8	12:10'40.683

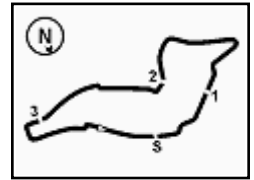
65 M. CANDUCCI (1'54.103)								
Lap	Seg. 1	Seg. 2	Seg. 3	Seg. 4	Seg. 5	Lap Time	km/h	Local Time
1								12:08'47.007
2			36.787	31.262	24.076	1'58.867		12:08'47.007
3	8.463	<b>16.136</b>	35.357	<b>30.380</b>	<b>23.767</b>	1'54.103	237.6	12:10'41.110

26 K. WATANABE (1'54.529)								
Lap	Seg. 1	Seg. 2	Seg. 3	Seg. 4	Seg. 5	Lap Time	km/h	Local Time
1								12:08'47.261
2			36.974	31.168	24.146	1'59.121		12:08'47.261
3	<b>8.561</b>	16.386	<b>35.435</b>	<b>30.460</b>	<b>23.687</b>	1'54.529	239.1	12:10'41.790

25 A. BALDOLINI (1'54.586)								
Lap	Seg. 1	Seg. 2	Seg. 3	Seg. 4	Seg. 5	Lap Time	km/h	Local Time
1								12:08'47.487
2			36.904	31.168	24.261	1'59.347		12:08'47.487
3	<b>8.583</b>	16.224	<b>35.508</b>	<b>30.440</b>	<b>23.831</b>	1'54.586	242.4	12:10'42.073

44 R. ROLFO (1'54.691)								
Lap	Seg. 1	Seg. 2	Seg. 3	Seg. 4	Seg. 5	Lap Time	km/h	Local Time
1								12:08'47.681
2			37.054	31.163	24.339	1'59.541		12:08'47.681
3	<b>8.561</b>	16.201	<b>35.546</b>	<b>30.617</b>	<b>23.766</b>	1'54.691	<b>242.9</b>	12:10'42.372

52 M. MALONE (1'55.311)								
Lap	Seg. 1	Seg. 2	Seg. 3	Seg. 4	Seg. 5	Lap Time	km/h	



## Italian Round, 12-13-14 May 2017

### World Supersport - Best Sector & Speed Race - Red Flag 2

Start at 12:06'48.140

**74 J. VAN SIKKELERUS (1'56.349)**

Lap	Seg. 1	Seg. 2	Seg. 3	Seg. 4	Seg. 5	Lap Time	km/h	Local Time
1			37.493	31.354	24.512	2'00.536		12:08'48.676
2	8.596	16.937	<b>35.784</b>	<b>31.056</b>	<b>23.976</b>	<b>1'56.349</b>	228.0	12:10'45.025

**73 J. CRETARO (1'56.311)**

Lap	Seg. 1	Seg. 2	Seg. 3	Seg. 4	Seg. 5	Lap Time	km/h	Local Time
1			37.479	31.305	24.512	2'00.738		12:08'48.878
2	8.619	16.853	<b>35.909</b>	<b>30.898</b>	<b>24.032</b>	<b>1'56.311</b>	233.0	12:10'45.189

**92 H. KUNIKAWA (1'56.037)**

Lap	Seg. 1	Seg. 2	Seg. 3	Seg. 4	Seg. 5	Lap Time	km/h	Local Time
1			37.634	31.480	24.588	2'01.425		12:08'49.565
2	8.572	<b>16.574</b>	<b>35.853</b>	<b>30.956</b>	<b>24.082</b>	<b>1'56.037</b>	<b>237.0</b>	12:10'45.602

**10 N. CALERO (1'55.133)**

Lap	Seg. 1	Seg. 2	Seg. 3	Seg. 4	Seg. 5	Lap Time	km/h	Local Time
1			38.195	31.956	24.598	2'02.807		12:08'50.947
2	<b>8.536</b>	16.319	<b>35.759</b>	<b>30.710</b>	<b>23.809</b>	<b>1'55.133</b>	<b>241.3</b>	12:10'46.080

**122 D. CORRADI (1'57.119)**

Lap	Seg. 1	Seg. 2	Seg. 3	Seg. 4	Seg. 5	Lap Time	km/h	Local Time
1			37.823	32.356	25.044	2'03.433		12:08'51.573
2	8.849	<b>16.461</b>	<b>36.219</b>	<b>31.356</b>	<b>24.234</b>	<b>1'57.119</b>	<b>236.5</b>	12:10'48.692

**9 C. LONDON (1'58.677)**

Lap	Seg. 1	Seg. 2	Seg. 3	Seg. 4	Seg. 5	Lap Time	km/h	Local Time
1			37.833	32.148	<b>24.514</b>	2'02.507		12:08'50.647
2	<b>8.817</b>	16.807	<b>36.649</b>	<b>31.684</b>	24.720	<b>1'58.677</b>	231.5	12:10'49.324

**48 G. SCARCELLA (1'57.668)**

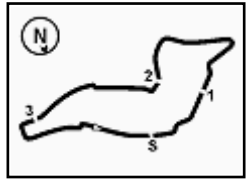
Lap	Seg. 1	Seg. 2	Seg. 3	Seg. 4	Seg. 5	Lap Time	km/h	Local Time
1			38.231	32.101	24.992	2'03.655		12:08'51.795
2	8.733	16.669	<b>36.423</b>	<b>31.337</b>	<b>24.506</b>	<b>1'57.668</b>	223.8	12:10'49.463

14/05/2017

**P = Pits In/Out - C = Lap-Time Cancelled**

These data/results cannot be reproduced, stored and/or transmitted in whole or in part by any manner of electronic, mechanical, photocopying, recording, broadcasting or otherwise now known or herein after developed without the previous express consent by the copyright owner, except for reproduction in daily press and regular printed publications on sale to the public within 60 days of the event related to those data/results and always provided that copyright symbol appears together as follows below.

© DORNA WSBK ORGANIZATION Srl 2017




Imola Circuit 4.936 m


**Italian Round, 12-13-14 May 2017**  
**World Supersport - Weather Report Race - Red Flag 2**

Session started 12:07      Session ended 12:13


**Air Temperature**




**Track Temperature**



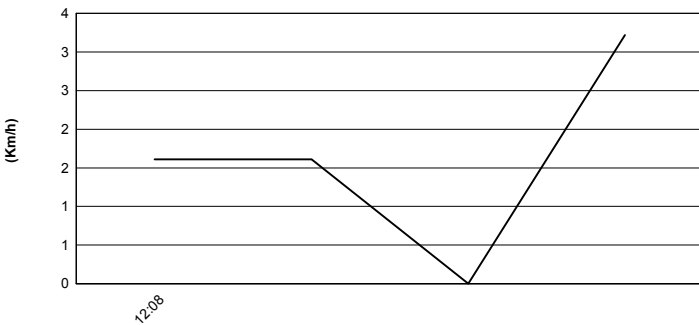
**Air Pressure**



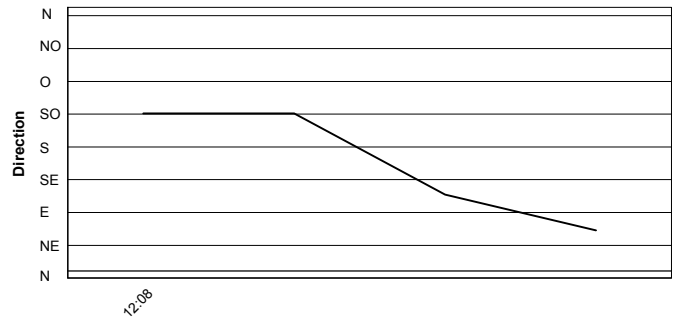
**Humidity**



**Wind Speed**



**Wind Direction**



14/05/2017

These data/results cannot be reproduced, stored and/or transmitted in whole or in part by any manner of electronic, mechanical, photocopying, recording, broadcasting or otherwise now known or herein after developed without the previous express consent by the copyright owner, except for reproduction in daily press and regular printed publications on sale to the public within 60 days of the event related to those data/results and always provided that copyright symbol appears together as follows below.  
© DORNA WSBK ORGANIZATION Srl 2017