

Italian Round, 12-13-14 May 2017

World Supersport - Results Race

Laps 11 = 54,296 Km - Time Of Race 20'36.422 - Avg. 158,090 km/h

Pos	Race	Grid	No. Rider	Nat	Team	Bike	Class	LL	Gap	Fastest Lap	Speed	Qualifying		Ranking		
												Time	Speed	R	Tot	Pos
1	5	1	K. SOFUOGLU	TUR	Kawasaki Puccetti Racing	Kawasaki ZX-6R		11		1'51.953	245,7	1'52.006	244,6	25	50	4
2	2	144	L. MAHIAS	FRA	GRT Yamaha Official WorldSSP Team	Yamaha YZF R6		11	0.438	1'51.795	245,7	1'51.723	243,5	20	85	1
3	1	99	P. JACOBSEN	USA	MV Agusta Reparto Corse	MV Agusta F3 675		11	1.573	1'52.025	246,8	1'51.611	244,6	16	55	3
4	6	32	S. MORAIS	RSA	Kallio Racing	Yamaha YZF R6		11	8.405	1'52.514	249,1	1'52.050	246,8	13	58	2
5	7	111	K. SMITH	GBR	GEMAR Team Lorini	Honda CBR600RR		11	9.181	1'52.802	246,2	1'52.125	244,0	11	16	17
6	8	16	J. CLUZEL	FRA	CIA Landlord Insurance Honda	Honda CBR600RR		11	9.474	1'52.483	250,8	1'52.180	247,4	10	39	6
7	3	11	C. GAMARINO	ITA	BARDAHL EVAN BROS. Honda Racing	Honda CBR600RR		11	12.979	1'52.958	247,9	1'51.795	242,4	9	25	10
8	11	84	L. CRESSON	BEL	SC Racing-RPM84	Yamaha YZF R6		11	16.665	1'52.840	250,2	1'52.637	248,5	8	8	24
9	10	78	H. OKUBO	JPN	CIA Landlord Insurance Honda	Honda CBR600RR		11	16.966	1'53.209	243,5	1'52.594	244,0	7	22	13
10	12	61	A. ZACCONE	ITA	MV Agusta Reparto Corse	MV Agusta F3 675	ESS	11	17.957	1'53.194	246,2	1'52.803	241,8	6	6	25
11	20	13	A. WEST	AUS	EAB West Racing	Yamaha YZF R6		11	19.390	1'53.094	244,0	1'53.333	242,9	5	23	12
12	13	14	J. KENNEDY	IRL	Profile Racing	Triumph Daytona 675		11	21.035	1'53.383	241,3	1'52.793	241,8	4	4	28
13	18	81	L. STAPLEFORD	GBR	Profile Racing	Triumph Daytona 675		11	23.545	1'53.705	244,0	1'53.127	240,8	3	17	16
14	22	65	M. CANDUCCI	ITA	3570 Puccetti Racing FMI	Kawasaki ZX-6R		11	25.494	1'53.909	246,8	1'53.514	246,8	2	24	11
15	19	4	G. REA	GBR	Team Kawasaki Go Eleven	Kawasaki ZX-6R		11	28.574	1'53.711	247,9	1'53.204	242,9	1	1	32
16	17	38	H. SOOMER	EST	WILSport Racedays	Honda CBR600RR	ESS	11	29.233	1'53.417	247,9	1'53.110	241,8	10	20	
17	15	47	R. HARTOG	NED	Team Hartog - Jenik - Against Cancer	Kawasaki ZX-6R	ESS	11	29.736	1'53.693	248,5	1'52.907	244,6	10	22	
18	26	70	R. MULHAUSER	SUI	CIA Landlord Insurance Honda	Honda CBR600RR		11	45.845	1'55.019	243,5	1'54.334	240,2	6	26	
19	30	83	L. EPIS	AUS	Response RE Racing	Kawasaki ZX-6R		11	46.057	1'55.326	242,9	1'55.030	244,0	10	23	
20	31	92	H. KUNIKAWA	JPN	CIA Landlord Insurance Honda	Honda CBR600RR	ESS	11	52.633	1'55.521	240,2	1'55.792	239,7			
21	27	10	N. CALERO	ESP	Orelac Racing VerdNatura	Kawasaki ZX-6R		11	52.961	1'54.823	244,6	1'54.460	242,4	10	21	
22	29	73	J. CRETARO	ITA	Phoenix Suzuki Racing	Suzuki GSX-R600	ESS	11	53.204	1'54.965	240,8	1'54.958	238,6			
23	35	56	P. SEBESTYÉN	HUN	SSP Hungary by Pedercini Racing	Kawasaki ZX-6R	ESS	11	1'01.255	1'55.182	244,6					
24	36	48	G. SCARCELLA	AUS	GEMAR Team Lorini	Honda CBR600RR		11	1'26.959	1'57.955	239,7	238,6				
25	33	9	C. LONDON	NZL	Phoenix Suzuki Racing	Suzuki GSX-R600	ESS	11	1'56.598	1'59.530	230,0	1'58.569	233,0			
-----Not Classified-----																
RET	21	26	K. WATANABE	JPN	Team Kawasaki Go Eleven	Kawasaki ZX-6R		8	3 Laps	1'54.646	242,9	1'53.401	242,4	16	18	
RET	4	64	F. CARICASULO	ITA	GRT Yamaha Official WorldSSP Team	Yamaha YZF R6		8	3 Laps	1'52.839	247,9	1'51.843	244,0	35	8	
RET	23	74	J. VAN SIKKELERUS	NED	MVR Racing	Yamaha YZF R6	ESS	6	5 Laps	1'55.089	241,3	1'54.127	242,4			
RET	14	66	N. TUULI	FIN	Kallio Racing	Yamaha YZF R6		5	6 Laps	1'53.492	245,7	1'52.803	249,7	27	9	
RET	24	25	A. BALDOLINI	ITA	Race Department ATK#25	MV Agusta F3 675		4	7 Laps	1'54.910	241,8	1'54.235	244,0	3	30	
RET	28	52	M. MALONE	ITA	Team Green Speed	Kawasaki ZX-6R		3	8 Laps	1'56.497	235,0	1'54.696	242,9			
RET	9	77	K. RYDE	GBR	Kawasaki Puccetti Racing	Kawasaki ZX-6R		0			206,6	1'52.502	246,2	36	7	
RET	32	122	D. CORRADI	ITA	SCS Racing Team	Kawasaki ZX-6R		0			209,8	1'55.826	234,5			
RET	16	44	R. ROLFO	ITA	Team Factory Vamag	MV Agusta F3 675		0				1'52.946	238,6	41	5	
RET	25	63	Z. KHAIRUDDIN	MAS	Orelac Racing VerdNatura	Kawasaki ZX-6R		0				1'54.297	241,8	6	27	
RET	34	7	D. PIZZOLI	ITA	Race Department ATK#25	MV Agusta F3 675		0				2'06.745	240,2	2	31	

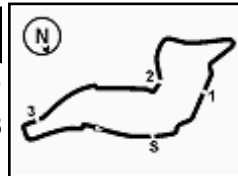
AIR	Humidity:	43%	Temp:	26°C
TRACK	Condition:	Dry	Temp:	43°C

Records	Pole (QP2) 2013	S.Lowes	1'50.404	160,95 Km/h
	Race (RC) 2015	J.Cluzel	1'51.101	159,94 Km/h
	Circuit (QP2) 2013	S.Lowes	1'50.404	160,95 Km/h
Race Fastest lap	Lap 10	L.Mahias	1'51.795	158,95 Km/h

Start 14:00 End 15:00 The results are provisional until the end of the time limit for protests and appeals and the completion of the technical checks.

These data/results cannot be reproduced, stored and/or transmitted in whole or in part by any manner of electronic, mechanical, photocopying, recording, broadcasting or otherwise now known or herein after developed without the previous express consent by the copyright owner, except for reproduction in daily press and regular printed publications on sale to the public within 60 days of the event related to those data/results and always provided that copyright symbol appears together as follows below.

© DORNA WSBK ORGANIZATION Srl 2017



Italian Round, 12-13-14 May 2017

World Supersport - Results Race

LAP LEADERS

No.	Rider	From	To	Laps	Total
144	L. MAHIAS	1	2	2	2
1	K. SOFUOGLU	3	11	9	9

TOTAL LEADER LAPS

No.	Rider	Laps
1	K. SOFUOGLU	27
16	J. CLUZEL	15
32	S. MORAIS	11
64	F. CARICASULO	7
144	L. MAHIAS	5
111	K. SMITH	3
24	D. KRAISART	1

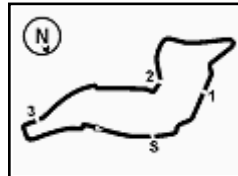
Race Highlights

14.38.42		Warm-up Lap Start
14.41		Start
14.43.32	122 Corradi	Crashed - Turn 18
14.43.41	77 Ryde	Crashed - Turn 22
14.43.54	64 Caricasulo	Ride Through
14.44.20		No Jump Start
14.44.29	7 Pizzoli	Out
14.44.33	63 Khairuddin	Out
14.44.39	44 Rolfo	Out
14.44.43	122 Corradi	Out
14.44.48	77 Ryde	Out
14.45.44	64 Caricasulo	Ride Through
14.47.25	122 Corradi	Medical Centre
14.48.08	52 Malone	Technical Problem - Turn 3
14.49.35	25 Baldolini	Stop - Technical Problem
14.50.45	52 Malone	Out
14.51.48	66 Tuuli	Crashed - Turn 6
14.54.00	66 Tuuli	Medical Centre
14.54.06	25 Baldolini	Out
14.54.11	66 Tuuli	Out
14.55.11	74 van Sikkelerus	Entered Pits
14.56.30	74 van Sikkelerus	Retired
14.58.15		WorldSSP300 Pit Lane Will Open at 15:25
14.59.13	64 Caricasulo	Entered Pits
14.59.25	26 Watanabe	Entered Pits
14.59.49	64 Caricasulo	Retired
15.00.04	26 Watanabe	Retired
15.04.14		End Of Session

Start 14:41 End 15:04 The results are provisional until the end of the time limit for protests and appeals and the completion of the technical checks.

These data/results cannot be reproduced, stored and/or transmitted in whole or in part by any manner of electronic, mechanical, photocopying, recording, broadcasting or otherwise now known or herein after developed without the previous express consent by the copyright owner, except for reproduction in daily press and regular printed publications on sale to the public within 60 days of the event related to those data/results and always provided that copyright symbol appears together as follows below.

© DORNA WSBK ORGANIZATION Srl 2017



Imola Circuit 4.936 m

Italian Round, 12-13-14 May 2017

World Supersport - Lap Chart Race

	Lap										
	1	2	3	4	5	6	7	8	9	10	11
1	144	144	1	1	1	1	1	1	1	1	1
2	1	1	144	144	144	144	144	144	144	144	144
3	99	99	99	99	99	99	99	99	99	99	99
4	11	11	11	11	111	111	111	111	32	32	32
5	111	111	111	111	32	32	32	32	111	111	111
6	78	32	32	32	11	11	16	16	16	16	16
7	32	78	16	16	16	16	11	11	11	11	11
8	64	16	78	78	78	78	78	78	84	84	84
9	16	64	84	84	84	84	84	84	78	78	78
10	84	84	66	61	66	14	14	61	61	61	61
11	66	66	61	66	14	61	61	14	14	14	13
12	61	61	14	14	61	13	13	13	13	13	14
13	14	14	65	65	65	65	65	81	81	81	81
14	47	47	47	13	13	81	81	65	65	65	65
15	65	65	13	47	81	47	47	38	38	47	4
16	81	13	38	81	47	38	38	47	47	4	38
17	38	81	81	38	38	4	4	4	4	38	47
18	4	38	4	4	4	26	26	83	83	83	70
19	13	4	26	26	26	83	83	70	70	70	83
20	26	26	25	25	74	56	56	56	56	56	92
21	25	25	10	74	83	70	70	26	10	10	10
22	10	10	74	70	56	74	92	10	92	92	73
23	74	74	83	83	70	92	10	92	73	73	56
24	83	83	70	56	92	10	73	73	48	48	48
25	52	70	56	73	10	73	64	64	9	9	9
26	70	92	73	10	73	64	48	48			
27	92	56	92	92	64	48	9	9			
28	73	73	52	48	48	9					
29	56	52	48	64	9						
30	48	48	64	9							
31	9	9	9								

Final Result			
1	1	K. SOFUOGLU	Laps 11
2	144	L. MAHIAS	0.438
3	99	P. JACOBSEN	1.573
4	32	S. MORAIS	8.405
5	111	K. SMITH	9.181
6	16	J. CLUZEL	9.474
7	11	C. GAMARINO	12.979
8	84	L. CRESSON	16.665
9	78	H. OKUBO	16.966
10	61	A. ZACCONE	17.957
11	13	A. WEST	19.390
12	14	J. KENNEDY	21.035
13	81	L. STAPLEFORD	23.545
14	65	M. CANDUCCI	25.494
15	4	G. REA	28.574
16	38	H. SOOMER	29.233
17	47	R. HARTOG	29.736
18	70	R. MULHAUSER	45.845
19	83	L. EPIS	46.057
20	92	H. KUNIKAWA	52.633
21	10	N. CALERO	52.961
22	73	J. CRETARO	53.204
23	56	P. SEBESTYÉN	1'01.255
24	48	G. SCARCELLA	1'26.959
25	9	C. LONDON	1'56.598
RET	26	K. WATANABE	3 Laps
RET	64	F. CARICASULO	3 Laps
RET	74	J. VAN SIKKELERUS	5 Laps
RET	66	N. TUULI	6 Laps
RET	25	A. BALDOLINI	7 Laps
RET	52	M. MALONE	8 Laps
RET	63	Z. KHAIRUDDIN	
RET	44	R. ROLFO	
RET	22	D. CORRADI	
RET	77	K. RYDE	
RET	7	D. PIZZOLI	

14/05/2017

These data/results cannot be reproduced, stored and/or transmitted in whole or in part by any manner of electronic, mechanical, photocopying, recording, broadcasting or otherwise now known or herein after developed without the previous express consent by the copyright owner, except for reproduction in daily press and regular printed publications on sale to the public within 60 days of the event related to those data/results and always provided that copyright symbol appears together as follows below.

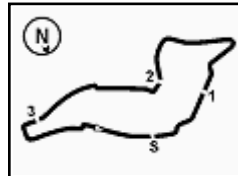
© DORNA WSBK ORGANIZATION Srl 2017

FCR PERUGIA TIMING


Official Tyre Supplier



Official Timekeeper



Imola Circuit 4.936 m

Italian Round, 12-13-14 May 2017

World Supersport - Lap Chart Race

2 / 3

Lap 1

1	144 L. Mahias (FRA)	
2	1 K. Sofuoglu (TUR)	0.353
3	99 P. Jacobsen (USA)	0.630
4	11 C. Gamarino (ITA)	1.153
5	111 K. Smith (GBR)	1.381
6	78 H. Okubo (JPN)	2.427
7	32 S. Morais (RSA)	2.509
8	64 F. Caricasulo (ITA)	2.952
9	16 J. Cluzel (FRA)	3.150
10	84 L. Cresson (BEL)	3.271
11	66 N. Tuuli (FIN)	3.282
12	61 A. Zacccone (ITA)	3.691
13	14 J. Kennedy (IRL)	3.828
14	47 R. Hartog (NED)	4.195
15	65 M. Canducci (ITA)	4.472
16	81 L. Stapleford (GBR)	4.715
17	38 H. Soomer (EST)	4.930
18	4 G. Rea (GBR)	5.289
19	13 A. West (AUS)	5.392
20	26 K. Watanabe (JPN)	5.746
21	25 A. Baldolini (ITA)	6.073
22	10 N. Calero (ESP)	6.516
23	74 J. van Sikkelerus (NED)	6.992
24	83 L. Epis (AUS)	7.274
25	52 M. Malone (ITA)	7.570
26	70 R. Mulhauser (SUI)	7.934
27	92 H. Kunikawa (JPN)	8.167
28	73 J. Cretaro (ITA)	8.482
29	56 P. Sebastyén (HUN)	8.675
30	48 G. Scarcella (AUS)	10.080
31	9 C. London (NZL)	15.701

Lap 2

1	144 L. Mahias (FRA)	
2	1 K. Sofuoglu (TUR)	0.298
3	99 P. Jacobsen (USA)	0.931
4	11 C. Gamarino (ITA)	1.606
5	111 K. Smith (GBR)	2.155
6	32 S. Morais (RSA)	3.294
7	78 H. Okubo (JPN)	3.951
8	16 J. Cluzel (FRA)	4.316
9	64 F. Caricasulo (ITA)	4.658
10	84 L. Cresson (BEL)	5.144
11	66 N. Tuuli (FIN)	5.188
12	61 A. Zacccone (ITA)	5.604
13	14 J. Kennedy (IRL)	5.818
14	47 R. Hartog (NED)	6.207
15	65 M. Canducci (ITA)	6.567
16	13 A. West (AUS)	6.950
17	81 L. Stapleford (GBR)	7.258
18	38 H. Soomer (EST)	7.562
19	4 G. Rea (GBR)	8.040
20	26 K. Watanabe (JPN)	8.359
21	25 A. Baldolini (ITA)	8.699
22	10 N. Calero (ESP)	9.250
23	74 J. van Sikkelerus (NED)	9.742
24	83 L. Epis (AUS)	10.340
25	70 R. Mulhauser (SUI)	11.191
26	92 H. Kunikawa (JPN)	12.188
27	56 P. Sebastyén (HUN)	12.344
28	73 J. Cretaro (ITA)	13.351
29	52 M. Malone (ITA)	14.391
30	48 G. Scarcella (AUS)	15.530
31	9 C. London (NZL)	23.624

Lap 3

1	1 K. Sofuoglu (TUR)	
2	144 L. Mahias (FRA)	0.019
3	99 P. Jacobsen (USA)	0.777
4	11 C. Gamarino (ITA)	2.337
5	111 K. Smith (GBR)	2.807
6	32 S. Morais (RSA)	3.639
7	16 J. Cluzel (FRA)	4.427

8	78 H. Okubo (JPN)	4.951
9	84 L. Cresson (BEL)	5.498
10	66 N. Tuuli (FIN)	6.194
11	61 A. Zacccone (ITA)	6.496
12	14 J. Kennedy (IRL)	6.715
13	65 M. Canducci (ITA)	8.374
14	47 R. Hartog (NED)	8.668
15	13 A. West (AUS)	8.914
16	38 H. Soomer (EST)	9.288
17	81 L. Stapleford (GBR)	9.491
18	4 G. Rea (GBR)	9.830
19	26 K. Watanabe (JPN)	10.519
20	25 A. Baldolini (ITA)	11.123
21	10 N. Calero (ESP)	11.587
22	74 J. van Sikkelerus (NED)	12.345
23	83 L. Epis (AUS)	13.460
24	70 R. Mulhauser (SUI)	13.724
25	56 P. Sebastyén (HUN)	15.040
26	73 J. Cretaro (ITA)	15.830
27	92 H. Kunikawa (JPN)	16.303
28	52 M. Malone (ITA)	18.402
29	48 G. Scarcella (AUS)	21.028
30	64 F. Caricasulo (ITA)	27.520
31	9 C. London (NZL)	31.716

Lap 4

1	1 K. Sofuoglu (TUR)	
2	144 L. Mahias (FRA)	0.274
3	99 P. Jacobsen (USA)	0.743
4	11 C. Gamarino (ITA)	2.946
5	111 K. Smith (GBR)	3.410
6	32 S. Morais (RSA)	3.819
7	16 J. Cluzel (FRA)	4.679
8	78 H. Okubo (JPN)	5.908
9	84 L. Cresson (BEL)	6.194
10	61 A. Zacccone (ITA)	7.309
11	66 N. Tuuli (FIN)	7.421
12	14 J. Kennedy (IRL)	7.770
13	65 M. Canducci (ITA)	10.242
14	13 A. West (AUS)	10.480
15	47 R. Hartog (NED)	10.854
16	81 L. Stapleford (GBR)	11.488
17	38 H. Soomer (EST)	11.783
18	4 G. Rea (GBR)	11.982
19	26 K. Watanabe (JPN)	14.949
20	25 A. Baldolini (ITA)	14.979
21	74 J. van Sikkelerus (NED)	15.746
22	70 R. Mulhauser (SUI)	17.684
23	83 L. Epis (AUS)	18.174
24	56 P. Sebastyén (HUN)	18.500
25	73 J. Cretaro (ITA)	20.182
26	10 N. Calero (ESP)	20.877
27	92 H. Kunikawa (JPN)	21.010
28	48 G. Scarcella (AUS)	28.800
29	64 F. Caricasulo (ITA)	33.858
30	9 C. London (NZL)	38.862

Lap 5

1	1 K. Sofuoglu (TUR)	
2	144 L. Mahias (FRA)	0.339
3	99 P. Jacobsen (USA)	0.823
4	111 K. Smith (GBR)	4.261
5	32 S. Morais (RSA)	4.641
6	11 C. Gamarino (ITA)	5.000
7	16 J. Cluzel (FRA)	5.413
8	78 H. Okubo (JPN)	7.291
9	84 L. Cresson (BEL)	7.569
10	66 N. Tuuli (FIN)	8.934
11	14 J. Kennedy (IRL)	9.285
12	61 A. Zacccone (ITA)	9.565
13	65 M. Canducci (ITA)	11.905
14	13 A. West (AUS)	12.072
15	81 L. Stapleford (GBR)	12.900
16	47 R. Hartog (NED)	13.073
17	38 H. Soomer (EST)	13.449

18	4 G. Rea (GBR)	13.763
19	26 K. Watanabe (JPN)	19.637
20	74 J. van Sikkelerus (NED)	20.017
21	83 L. Epis (AUS)	23.766
22	56 P. Sebastyén (HUN)	24.065
23	70 R. Mulhauser (SUI)	24.409
24	92 H. Kunikawa (JPN)	28.980
25	10 N. Calero (ESP)	29.217
26	73 J. Cretaro (ITA)	29.473
27	64 F. Caricasulo (ITA)	37.897
28	48 G. Scarcella (AUS)	41.670
29	9 C. London (NZL)	50.172

Lap 6

1	1 K. Sofuoglu (TUR)	
2	144 L. Mahias (FRA)	0.204
3	99 P. Jacobsen (USA)	0.744
4	111 K. Smith (GBR)	4.535
5	32 S. Morais (RSA)	4.827
6	11 C. Gamarino (ITA)	5.309
7	16 J. Cluzel (FRA)	5.658
8	78 H. Okubo (JPN)	8.301
9	84 L. Cresson (BEL)	8.512
10	14 J. Kennedy (IRL)	10.641
11	61 A. Zacccone (ITA)	11.071
12	13 A. West (AUS)	13.564
13	65 M. Canducci (ITA)	13.896
14	81 L. Stapleford (GBR)	14.202
15	47 R. Hartog (NED)	14.991
16	38 H. Soomer (EST)	15.212
17	4 G. Rea (GBR)	15.586
18	26 K. Watanabe (JPN)	24.379
19	83 L. Epis (AUS)	27.415
20	56 P. Sebastyén (HUN)	27.725
21	70 R. Mulhauser (SUI)	28.126
22	74 J. van Sikkelerus (NED)	28.675
23	92 H. Kunikawa (JPN)	33.079
24	10 N. Calero (ESP)	33.354
25	73 J. Cretaro (ITA)	33.690
26	64 F. Caricasulo (ITA)	39.596
27	48 G. Scarcella (AUS)	49.538
28	9 C. London (NZL)	1'06.237

Lap 7

1	1 K. Sofuoglu (TUR)	
2	144 L. Mahias (FRA)	0.272
3	99 P. Jacobsen (USA)	0.742
4	111 K. Smith (GBR)	5.083
5	32 S. Morais (RSA)	5.294
6	16 J. Cluzel (FRA)	6.484
7	11 C. Gamarino (ITA)	6.586
8	78 H. Okubo (JPN)	10.067
9	84 L. Cresson (BEL)	10.337
10	14 J. Kennedy (IRL)	12.159
11	61 A. Zacccone (ITA)	12.401
12	13 A. West (AUS)	14.629
13	65 M. Canducci (ITA)	15.474
14	81 L. Stapleford (GBR)	15.781
15	47 R. Hartog (NED)	17.507
16	38 H. Soomer (EST)	17.608
17	4 G. Rea (GBR)	17.987
18	26 K. Watanabe (JPN)	29.928
19	83 L. Epis (AUS)	30.869
20	56 P. Sebastyén (HUN)	31.131
21	70 R. Mulhauser (SUI)	31.420
22	92 H. Kunikawa (JPN)	36.881
23	10 N. Calero (ESP)	37.099
24	73 J. Cretaro (ITA)	37.393
25	64 F. Caricasulo (ITA)	40.104
26	48 G. Scarcella (AUS)	56.075
27	9 C. London (NZL)	1'15.050

Lap 8

1	1 K. Sofuoglu (TUR)	
2	144 L. Mahias (FRA)	0.396

Lap 9

1	1 K. Sofuoglu (TUR)	
2	144 L. Mahias (FRA)	0.601
3	99 P. Jacobsen (USA)	1.092
4	32 S. Morais (RSA)	6.637
5	111 K. Smith (GBR)	7.168
6	16 J. Cluzel (FRA)	8.279
7	11 C. Gamarino (ITA)	8.997
8	84 L. Cresson (BEL)	13.746
9	78 H. Okubo (JPN)	14.100
10	61 A. Zacccone (ITA)	15.198
11	14 J. Kennedy (IRL)	16.092
12	13 A. West (AUS)	16.802
13	81 L. Stapleford (GBR)	19.478
14	65 M. Canducci (ITA)	20.080
15	38 H. Soomer (EST)	21.018
16	47 R. Hartog (NED)	21.643
17	4 G. Rea (GBR)	22.038
18	83 L. Epis (AUS)	38.207
19	70 R. Mulhauser (SUI)	38.575
20	56 P. Sebastyén (HUN)	39.010
21	10 N. Calero (ESP)	44.479
22	92 H. Kunikawa (JPN)	44.799
23	73 J. Cretaro (ITA)	45.269
24	48 G. Scarcella (AUS)	1'11.310
25	9 C. London (NZL)	1'34.588

Lap 10

1	1 K. Sofuoglu (TUR)	
2	144 L. Mahias (FRA)	0.443
3	99 P. Jacobsen (USA)	1.164
4	32 S. Morais (RSA)	7.563
5	111 K. Smith (GBR)	8.420
6	16 J. Cluzel (FRA)	8.809
7	11 C. Gamarino (ITA)	10.442
8	84 L. Cresson (BEL)	15.408
9	78 H. Okubo (JPN)	15.798
10	61 A. Zacccone (ITA)	16.439
11	14 J. Kennedy (IRL)	18.047
12	13 A. West (AUS)	18.219
13	81 L. Stapleford (GBR)	21.403
14	65 M. Canducci (ITA)	22.587
15	47 R. Hartog (NED)	25.275
16	4 G. Rea (GBR)	25.428
17	38 H. Soomer (EST)	25.896
18	83 L. Epis (AUS)	42.235
19	70 R. Mulhauser (SUI)	42.487
20	56 P. Sebastyén (HUN)	44.551
21	10 N. Calero (ESP)	48.373

14/05/2017

These data/results cannot be reproduced, stored and/or transmitted in whole or in part by any manner of electronic, mechanical, photocopying, recording, broadcasting or otherwise now known or herein after developed without the previous express consent by the copyright owner, except for reproduction in daily press and regular printed publications on sale to the public within 60 days of the event related to those data/results and always provided that copyright symbol appears together as follows below.

© DORNA WSBK ORGANIZATION Srl 2017

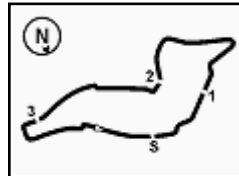
FCR PERIGIA TIMING



Official Tyre Supplier



Official Timekeeper



Imola Circuit 4.936 m

3 / 3

22	92 H.Kunikawa (JPN)	48.633
23	73 J.Cretaro (ITA)	48.886
24	48 G.Scarcella (AUS)	1'18.277
25	9 C.London (NZL)	1'44.669

Lap 11

1	1 K.Sofuoglu (TUR)	
2	144 L.Mahias (FRA)	0.438
3	99 P.Jacobsen (USA)	1.573
4	32 S.Morais (RSA)	8.405
5	111 K.Smith (GBR)	9.181
6	16 J.Cluzel (FRA)	9.474
7	11 C.Gamarino (ITA)	12.979
8	84 L.Cresson (BEL)	16.665
9	78 H.Okubo (JPN)	16.966
10	61 A.Zaccone (ITA)	17.957
11	13 A.West (AUS)	19.390
12	14 J.Kennedy (IRL)	21.035
13	81 L.Stapleford (GBR)	23.545
14	65 M.Canducci (ITA)	25.494
15	4 G.Rea (GBR)	28.574
16	38 H.Soomer (EST)	29.233
17	47 R.Hartog (NED)	29.736
18	70 R.Mulhauser (SUI)	45.845
19	83 L.Epis (AUS)	46.057
20	92 H.Kunikawa (JPN)	52.633
21	10 N.Calero (ESP)	52.961
22	73 J.Cretaro (ITA)	53.204
23	56 P.Sebestyén (HUN)	1'01.255
24	48 G.Scarcella (AUS)	1'26.959
25	9 C.London (NZL)	1'56.598

14/05/2017

These data/results cannot be reproduced, stored and/or transmitted in whole or in part by any manner of electronic, mechanical, photocopying, recording, broadcasting or otherwise now known or herein after developed without the previous express consent by the copyright owner, except for reproduction in daily press and regular printed publications on sale to the public within 60 days of the event related to those data/results and always provided that copyright symbol appears together as follows below.

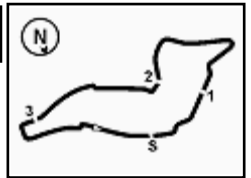
© DORNA WSBK ORGANIZATION Srl 2017

FICR PERUGIA TIMING


Official Tyre Supplier



Official Timekeeper



Italian Round, 12-13-14 May 2017

World Supersport - Best Sector & Speed Race

RESULTS

Pos	Rank	Name	Team	Laps	Time
1	1	K. SOFUOGLU	Kawasaki ZX-6R	11	0.438
2	144	L. MAHIAS	Yamaha YZF R6		1.573
3	99	P. JACOBSEN	MV Agusta F3 675		8.405
4	32	S. MORAIS	Yamaha YZF R6		9.181
5	111	K. SMITH	Honda CBR600RR		9.474
6	16	J. CLUZEL	Honda CBR600RR		12.979
7	11	C. GAMARINO	Honda CBR600RR		16.665
8	84	L. CRESSON	Yamaha YZF R6		16.966
9	78	H. OKUBO	Honda CBR600RR		17.957
10	61	A. ZACCONE	MV Agusta F3 675		19.390
11	13	A. WEST	Yamaha YZF R6		21.035
12	14	J. KENNEDY	Triumph Daytona 675		22.545
13	81	L. STAPLEFORD	Triumph Daytona 675		25.494
14	65	M. CANDUCCI	Kawasaki ZX-6R		25.494
15	4	G. REA	Kawasaki ZX-6R		28.574
16	38	H. SOOMER	Honda CBR600RR		29.233
17	47	R. HARTOG	Kawasaki ZX-6R		29.736
18	70	R. MULHAUSER	Honda CBR600RR		45.845
19	83	L. EPIS	Kawasaki ZX-6R		46.057
20	92	H. KUNIKAWA	Honda CBR600RR		52.633
21	10	N. CALERO	Kawasaki ZX-6R		52.961
22	73	J. CRETARO	Suzuki GSX-R600		53.204
23	56	P. SEBESTYÉN	Kawasaki ZX-6R		1'01.255
24	48	G. SCARCELLA	Honda CBR600RR		1'26.959
25	9	C. LONDON	Suzuki GSX-R600		1'56.598
RET	26	K. WATANABE	Kawasaki ZX-6R	3	Laps
RET	64	F. CARICASULO	Yamaha YZF R6	3	Laps
RET	74	J. VAN SIKKELERUS	Yamaha YZF R6	5	Laps
RET	66	N. TUULI	Yamaha YZF R6	6	Laps
RET	25	A. BALDOLINI	MV Agusta F3 675	7	Laps
RET	52	M. MALONE	Kawasaki ZX-6R	8	Laps
RET	63	Z. KHAIRUDDIN	Kawasaki ZX-6R		
RET	44	R. ROLFO	MV Agusta F3 675		
RET	122	D. CORRADI	Kawasaki ZX-6R		
RET	77	K. RYDE	Kawasaki ZX-6R		
RET	7	D. PIZZOLI	MV Agusta F3 675		

SPEED

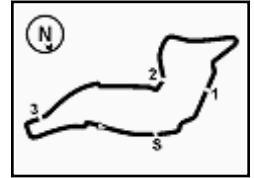
Pos	Rank	Name	Team	Speed
1	16	J. CLUZEL	Honda CBR600RR	250.8
2	84	L. CRESSON	Yamaha YZF R6	250.2
3	32	S. MORAIS	Yamaha YZF R6	249.1
4	47	R. HARTOG	Kawasaki ZX-6R	248.5
5	11	C. GAMARINO	Honda CBR600RR	247.9
6	64	F. CARICASULO	Yamaha YZF R6	247.9
7	4	G. REA	Kawasaki ZX-6R	247.9
8	38	H. SOOMER	Honda CBR600RR	247.9
9	65	M. CANDUCCI	Kawasaki ZX-6R	246.8
10	99	P. JACOBSEN	MV Agusta F3 675	246.8
11	111	K. SMITH	Honda CBR600RR	246.2
12	61	A. ZACCONE	MV Agusta F3 675	246.2
13	1	K. SOFUOGLU	Kawasaki ZX-6R	245.7
14	66	N. TUULI	Yamaha YZF R6	245.7
15	144	L. MAHIAS	Yamaha YZF R6	245.7
16	10	N. CALERO	Kawasaki ZX-6R	244.6
17	56	P. SEBESTYÉN	Kawasaki ZX-6R	244.6
18	13	A. WEST	Yamaha YZF R6	244.0
19	81	L. STAPLEFORD	Triumph Daytona 675	244.0
20	78	H. OKUBO	Honda CBR600RR	243.5
21	70	R. MULHAUSER	Honda CBR600RR	243.5
22	26	K. WATANABE	Kawasaki ZX-6R	242.9
23	83	L. EPIS	Kawasaki ZX-6R	242.9
24	25	A. BALDOLINI	MV Agusta F3 675	241.8
25	74	J. VAN SIKKELERUS	Yamaha YZF R6	241.3
26	14	J. KENNEDY	Triumph Daytona 675	241.3
27	73	J. CRETARO	Suzuki GSX-R600	240.8
28	92	H. KUNIKAWA	Honda CBR600RR	240.2
29	48	G. SCARCELLA	Honda CBR600RR	239.7
30	52	M. MALONE	Kawasaki ZX-6R	235.0
31	9	C. LONDON	Suzuki GSX-R600	230.0
32	122	D. CORRADI	Kawasaki ZX-6R	209.8
33	77	K. RYDE	Kawasaki ZX-6R	206.6

SEG. 1		SEG. 2		SEG. 3		SEG. 4		SEG. 5						
1	84 L. CRESSON	8.362	1	99 P. JACOBSEN	15.623	1	1 K. SOFUOGLU	34.601	1	144 L. MAHIAS	29.500	1	99 P. JACOBSEN	23.178
2	16 J. CLUZEL	8.376	2	1 K. SOFUOGLU	15.700	2	144 L. MAHIAS	34.693	2	1 K. SOFUOGLU	29.558	2	1 K. SOFUOGLU	23.239
3	66 N. TUULI	8.397	3	32 S. MORAIS	15.736	3	16 J. CLUZEL	34.744	3	99 P. JACOBSEN	29.748	3	144 L. MAHIAS	23.323
4	47 R. HARTOG	8.421	4	144 L. MAHIAS	15.747	4	99 P. JACOBSEN	34.777	4	32 S. MORAIS	29.792	4	111 K. SMITH	23.410
5	14 J. KENNEDY	8.424	5	111 K. SMITH	15.770	5	111 K. SMITH	34.794	5	11 C. GAMARINO	29.794	5	11 C. GAMARINO	23.424
6	32 S. MORAIS	8.439	6	16 J. CLUZEL	15.775	6	64 F. CARICASULO	34.800	6	78 H. OKUBO	29.805	6	64 F. CARICASULO	23.424
7	81 L. STAPLEFORD	8.453	7	64 F. CARICASULO	15.785	7	32 S. MORAIS	34.809	7	16 J. CLUZEL	29.857	7	16 J. CLUZEL	23.439
8	65 M. CANDUCCI	8.468	8	61 A. ZACCONE	15.804	8	11 C. GAMARINO	34.898	8	84 L. CRESSON	29.866	8	32 S. MORAIS	23.462
9	64 F. CARICASULO	8.473	9	11 C. GAMARINO	15.828	9	84 L. CRESSON	34.917	9	61 A. ZACCONE	29.909	9	13 A. WEST	23.467
10	144 L. MAHIAS	8.476	10	13 A. WEST	15.831	10	13 A. WEST	34.921	10	66 N. TUULI	29.975	10	61 A. ZACCONE	23.479
11	13 A. WEST	8.480	11	78 H. OKUBO	15.864	11	61 A. ZACCONE	34.937	11	13 A. WEST	30.000	11	78 H. OKUBO	23.515
12	4 G. REA	8.481	12	38 H. SOOMER	15.882	12	81 L. STAPLEFORD	34.968	12	64 F. CARICASULO	30.020	12	84 L. CRESSON	23.539
13	11 C. GAMARINO	8.485	13	84 L. CRESSON	15.889	13	14 J. KENNEDY	34.982	13	111 K. SMITH	30.081	13	81 L. STAPLEFORD	23.558
14	111 K. SMITH	8.495	14	65 M. CANDUCCI	15.890	14	38 H. SOOMER	35.009	14	38 H. SOOMER	30.082	14	66 N. TUULI	23.603
15	1 K. SOFUOGLU	8.514	15	4 G. REA	15.931	15	78 H. OKUBO	35.061	15	14 J. KENNEDY	30.086	15	38 H. SOOMER	23.648
16	70 R. MULHAUSER	8.525	16	47 R. HARTOG	15.941	16	47 R. HARTOG	35.076	16	77 K. RYDE	30.090	16	4 G. REA	23.653
17	78 H. OKUBO	8.533	17	73 J. CRETARO	15.964	17	65 M. CANDUCCI	35.139	17	65 M. CANDUCCI	30.151	17	14 J. KENNEDY	23.661
18	99 P. JACOBSEN	8.533	18	25 A. BALDOLINI	15.977	18	4 G. REA	35.167	18	81 L. STAPLEFORD	30.167	18	47 R. HARTOG	23.672
19	74 J. VAN SIKKELER	8.539	19	81 L. STAPLEFORD	15.988	19	66 N. TUULI	35.170	19	4 G. REA	30.280	19	73 J. CRETARO	23.675
20	26 K. WATANABE	8.555	20	66 N. TUULI	16.006	20	26 K. WATANABE	35.345	20	26 K. WATANABE	30.305	20	74 J. VAN SIKKELER	23.747
21	38 H. SOOMER	8.557	21	14 J. KENNEDY	16.007	21	10 N. CALERO	35.402	21	47 R. HARTOG	30.367	21	25 A. BALDOLINI	23.799
22	83 L. EPIS	8.565	22	10 N. CALERO	16.076	22	56 P. SEBESTYÉN	35.456	22	56 P. SEBESTYÉN	30.412	22	10 N. CALERO	23.815
23	61 A. ZACCONE	8.574	23	83 L. EPIS	16.110	23	70 R. MULHAUSER	35.517	23	74 J. VAN SIKKELER	30.471	23	65 M. CANDUCCI	23.857
24	56 P. SEBESTYÉN	8.586	24	70 R. MULHAUSER	16.128	24	25 A. BALDOLINI	35.546	24	92 H. KUNIKAWA	30.525	24	70 R. MULHAUSER	23.908
25	10 N. CALERO	8.589	25	26 K. WATANABE	16.141	25	74 J. VAN SIKKELER	35.580	25	70 R. MULHAUSER	30.548	25	83 L. EPIS	23.939
26	92 H. KUNIKAWA	8.593	26	56 P. SEBESTYÉN	16.211	26	83 L. EPIS	35.581	26	10 N. CALERO	30.572	26	26 K. WATANABE	23.969
27	52 M. MALONE	8.603	27	74 J. VAN SIKKELER	16.297	27	73 J. CRETARO	35.634	27	73 J. CRETARO	30.621	27	92 H. KUNIKAWA	24.003
28	73 J. CRETARO	8.605	28	52 M. MALONE	16.379	28	77 K. RYDE	35.640	28	25 A. BALDOLINI	30.723	28	56 P. SEBESTYÉN	24.095
29	25 A. BALDOLINI	8.651	29	92 H. KUNIKAWA	16.473	29	92 H. KUNIKAWA	35.762	29	52 M. MALONE	30.741	29	52 M. MALONE	24.114
30	48 G. SCARCELLA	8.720	30	48 G. SCARCELLA	16.547	30	52 M. MALONE	36.358	30	83 L. EPIS	30.748	30	48 G. SCARCELLA	24.534
31	77 K. RYDE	8.850	31	9 C. LONDON	16.924	31	48 G. SCARCELLA	36.546	31	48 G. SCARCELLA	31.419	31	9 C. LONDON	24.845
32	9 C. LONDON	8.967	32	77 K. RYDE	16.958	32	9 C. LONDON	36.898	32	122 D. CORRADI	31.541			
33	122 D. CORRADI	10.437	33	122 D. CORRADI	18.375	33	122 D. CORRADI	37.540	33	9 C. LONDON	31.717			

14/05/2017

These data/results cannot be reproduced, stored and/or transmitted in whole or in part by any manner of electronic, mechanical, photocopying, recording, broadcasting or otherwise now known or herein after developed without the previous express consent by the copyright owner, except for reproduction in daily press and regular printed publications on sale to the public within 60 days of the event related to those data/results and always provided that copyright symbol appears together as follows below.

© DORNA WSBK ORGANIZATION Srl 2017



Italian Round, 12-13-14 May 2017

World Supersport - Best Sector & Speed Race

Start at 14:41'36.203

1 K. SOFUOGLU ('51.953)								
Lap	Seg. 1	Seg. 2	Seg. 3	Seg. 4	Seg. 5	Lap Time	km/h	Local Time
1	8.678	16.458	35.316	30.137	23.404	1'53.993	198.6	14:43'30.196
2	8.675	15.857	34.601	29.844	23.473	1'52.450	241.8	14:45'22.646
3	8.514	15.783	34.748	29.751	23.392	1'52.188	245.7	14:47'14.834
4	8.598	15.910	34.866	29.656	23.354	1'52.384	242.4	14:49'07.218
5	8.622	15.727	34.781	29.737	23.426	1'52.293	243.5	14:50'59.511
6	8.602	15.809	34.792	29.691	23.770	1'52.664	242.4	14:52'52.175
7	8.599	15.700	34.743	29.830	23.459	1'52.331	244.6	14:54'44.506
8	8.629	15.755	34.670	29.729	23.351	1'52.134	244.6	14:56'36.640
9	8.581	15.855	34.738	29.578	23.239	1'51.991	244.0	14:58'28.631
10	8.595	15.805	34.641	29.558	23.354	1'51.953	244.0	15:00'20.584
11	8.618	15.765	34.651	29.663	23.344	1'52.041	244.6	15:02'12.625

144 L. MAHIAS ('51.795)								
Lap	Seg. 1	Seg. 2	Seg. 3	Seg. 4	Seg. 5	Lap Time	km/h	Local Time
1		16.385	35.263	29.969	23.538	1'53.640	197.9	14:43'29.843
2	8.548	15.810	34.823	29.815	23.509	1'52.505	242.4	14:45'22.348
3	8.618	15.784	34.808	29.667	23.628	1'52.505	241.3	14:47'14.853
4	8.643	15.921	34.956	29.757	23.362	1'52.639	238.1	14:49'07.492
5	8.561	15.754	34.848	29.806	23.389	1'52.358	245.1	14:50'59.850
6	8.487	15.959	34.948	29.670	23.465	1'52.529	243.5	14:52'52.739
7	8.521	15.800	34.925	29.679	23.474	1'52.399	241.3	14:54'44.778
8	8.548	15.842	34.796	29.690	23.382	1'52.258	244.0	14:56'37.036
9	8.476	15.839	34.852	29.557	23.472	1'52.196	245.7	14:58'29.232
10	8.491	15.747	34.713	29.500	23.344	1'51.795	244.6	15:00'21.027
11	8.505	15.774	34.693	29.741	23.323	1'52.036	244.6	15:02'13.063

99 P. JACOBSEN ('52.025)								
Lap	Seg. 1	Seg. 2	Seg. 3	Seg. 4	Seg. 5	Lap Time	km/h	Local Time
1	8.573	16.398	35.307	30.069	23.923	1'54.270	196.8	14:43'30.473
2	8.559	15.807	34.934	30.133	23.373	1'52.806	245.1	14:45'23.279
3	8.554	15.827	34.809	29.826	23.316	1'52.332	244.6	14:47'15.611
4	8.565	15.743	34.871	29.849	23.322	1'52.350	245.7	14:49'07.961
5	8.587	15.752	34.919	29.821	23.294	1'52.373	244.0	14:51'00.334
6	8.603	15.844	34.801	29.892	23.445	1'52.585	243.5	14:52'52.919
7	8.558	15.727	34.859	29.884	23.301	1'52.329	245.7	14:54'45.248
8	8.577	15.751	34.777	29.748	23.256	1'52.109	245.7	14:56'37.357
9	8.533	15.734	34.838	29.825	23.436	1'52.366	246.8	14:58'29.723
10	8.558	15.656	34.829	29.804	23.178	1'52.025	246.2	15:00'21.748
11	8.628	15.623	34.794	29.962	23.443	1'52.450	243.5	15:02'14.198

32 S. MORAIS ('52.514)								
Lap	Seg. 1	Seg. 2	Seg. 3	Seg. 4	Seg. 5	Lap Time	km/h	Local Time
1			35.702	30.164	24.290	1'56.149		14:43'32.352
2	8.749	15.981	35.044	29.968	23.548	1'53.290	242.9	14:45'25.642
3	8.447	15.930	35.074	29.813	23.567	1'52.831	247.9	14:47'18.473
4	8.456	15.881	34.809	29.906	23.512	1'52.564	247.9	14:49'11.037
5	8.439	15.926	35.046	30.118	23.586	1'53.115	246.8	14:51'04.152
6	8.482	15.957	34.950	29.999	23.462	1'52.850	244.6	14:52'57.002
7	8.452	15.834	34.919	30.066	23.527	1'52.798	249.1	14:54'49.800
8	8.445	15.841	34.914	30.160	23.594	1'52.954	248.5	14:56'42.754
9	8.491	15.736	34.873	29.809	23.605	1'52.514	246.2	14:58'35.268
10	8.510	15.910	34.973	29.842	23.644	1'52.879	245.1	15:00'28.147
11	8.657	15.903	34.895	29.792	23.636	1'52.883	242.9	15:02'21.030

111 K. SMITH ('52.802)								
Lap	Seg. 1	Seg. 2	Seg. 3	Seg. 4	Seg. 5	Lap Time	km/h	Local Time
1	8.763	16.816	35.353	30.311	23.778	1'55.021	202.4	14:43'31.224
2	8.506	15.932	34.940	30.354	23.547	1'53.279	246.2	14:45'24.503
3	8.495	15.854	35.107	30.250	23.432	1'53.138	246.2	14:47'17.641
4	8.534	15.884	34.854	30.088	23.627	1'52.987	245.1	14:49'10.628
5	8.574	15.885	35.041	30.164	23.480	1'53.144	244.6	14:51'03.772
6	8.552	15.920	34.975	30.081	23.410	1'52.938	242.4	14:52'56.710
7	8.563	15.822	34.794	30.193	23.507	1'52.879	243.5	14:54'49.589
8	8.580	15.770	34.854	30.210	23.655	1'53.069	243.5	14:56'42.658
9	8.659	15.977	34.805	30.161	23.539	1'53.141	241.3	14:58'35.799
10	8.610	15.869	35.028	30.283	23.415	1'53.205	244.0	15:00'29.004
11	8.582	15.773	34.798	30.146	23.503	1'52.802	242.9	15:02'21.806

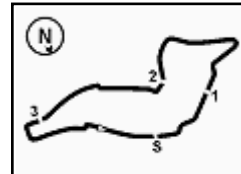
16 J. CLUZEL ('52.483)								
Lap	Seg. 1	Seg. 2	Seg. 3	Seg. 4	Seg. 5	Lap Time	km/h	Local Time
1	8.801	17.289	36.023	30.415	24.262	1'56.790	203.1	14:43'32.993
2	8.725	16.126	35.314	29.961	23.545	1'53.671	232.4	14:45'26.664
3	8.376	15.809	34.856	30.002	23.554	1'52.597	250.8	14:47'19.261
4	8.402	15.872	34.902	29.857	23.603	1'52.636	249.7	14:49'11.897
5	8.449	15.895	34.914	30.024	23.745	1'53.027	248.5	14:51'04.924

6	8.389	15.985	35.023	29.923	23.589	1'52.909	249.7	14:52'57.833
7	8.399	15.960	35.174	30.080	23.544	1'53.157	244.6	14:54'50.990
8	8.442	15.847	34.926	30.594	23.539	1'53.348	248.5	14:56'44.338
9	8.443	15.896	34.850	29.874	23.509	1'52.572	247.4	14:58'36.910
10	8.447	15.882	34.855	29.860	23.439	1'52.483	247.4	15:00'29.393
11	8.479	15.775	34.744	30.133	23.575	1'52.706	247.4	15:02'22.099

11 C. GAMARINO ('52.958)								
Lap	Seg. 1	Seg. 2	Seg. 3	Seg. 4	Seg. 5	Lap Time	km/h	Local Time
1	8.661	16.655	35.448	30.316	23.713	1'54.793	197.2	14:43'30.996
2	8.563	15.888	34.955	30.016	23.536	1'52.958	246.8	14:45'23.954
3	8.566	16.000	35.288	29.939	23.424	1'53.217	244.0	14:47'17.171
4	8.600	15.865	34.954	29.794	23.780	1'52.993	241.3	14:49'10.164
5	8.637	16.013	35.195	30.903	23.599	1'54.347	240.8	14:51'04.511
6	8.548	15.920	34.901	30.049	23.555	1'52.973	244.6	14:52'57.484
7	8.607	15.934	35.197	29.985	23.885	1'53.608	242.4	14:54'51.092
8	8.485	15.828	34.987	29.846	24.384	1'53.530	247.9	14:56'44.622
9	8.634	15.921	34.898	29.875	23.678	1'53.006	239.7	14:58'37.628
10	8.587	15.976	35.054	30.142	23.639	1'53.398	241.3	15:00'31.026
11	8.670	16.158	35.458	30.456	23.836	1'54.578	239.7	15:02'25.604

84 L. CRESSON ('52.840)								
Lap	Seg. 1	Seg. 2	Seg. 3	Seg. 4	Seg. 5	Lap Time	km/h	Local Time
1	8.983	17.243	36.048	30.483	24.154	1'56.911	203.5	14:43'33.114
2	8.677	16.295	35.437	30.274	23.695	1'54.378	245.1	14:45'27.492
3	8.362	15.889	34.917	30.133	23.539	1'52.840	250.2	14:47'20.332
4	8.388	16.063	35.007	29.866	23.756	1'53.080	248.5	14:49'13.412
5	8.398	16.138	35.173	29.964	23.995	1'53.668	247.4	14:51'07.080
6	8.425	16.246	35.167	29.988	23.781	1'53.607	246.2	14:53'00.687
7	8.459	15.992	35.575	29.959	24.171	1'54.156	246.8	14:54'54.843
8	8.414	15.945	35.494	30.192	23.774	1'53.819	247.9	14:56'48.662
9	8.422	16.099	35.217	30.119	23.858	1'53.715	245.7	14:58'42.377
10	8.534	16.149	35.197	30.196	23.539	1'53.615	243.5	15:00'35.992
11	8.516	15.951	35.131	29.992	23.708	1'53.298	243.5	15:02'29.290

78 H. OKUBO ('53.209)								
Lap	Seg. 1	Seg. 2	Seg. 3	Seg. 4	Seg. 5	Lap Time	km/h	Local Time
1	9.074	16.787	35.693	30.347	24.166	1'56.067	204.3	14:43'32.270
2	8.893	16.196	35.144	30.183	23.613	1'54.029	238.1	14:45'26.299
3	8.533	16.084	35.397	29.902	23.570	1'53.486	243.5	14:47'19.785
4	8.540	15.896	35.155	30.011	23.739	1'53.341	243.5	14:49'13.126
5	8.601	16.052	35.136	30.026	23.861	1'53.676	241.3	14:51'06.802
6	8.645	16.046	35.275	29.980	23.728	1'53.674	239.7	14:53'00.476
7	8.612	16.042	35.414	30.271	23.758	1'54.097	241.8	14:54'54.573
8	8.609	15.967	35.454	30.121	23.707	1'53.858	240.8	14:56'48.431
9	8.581	16.231	35.504	30.0				



Imola Circuit 4.936 m

Italian Round, 12-13-14 May 2017

World Supersport - Best Sector & Speed Race

Start at 14:41'36.203

2 / 3

14 J. KENNEDY (1'53.383)								
Lap	Seg. 1	Seg. 2	Seg. 3	Seg. 4	Seg. 5	Lap Time	km/h	Local Time
1	9.255	17.181	36.181	30.629	24.222	1'57.468	206.6	14:43'33.671
2	8.515	16.231	35.419	30.557	23.773	1'54.495	234.5	14:45'28.166
3	8.464	16.007	34.982	30.164	23.766	1'53.383	235.0	14:47'21.549
4	8.424	16.044	35.133	30.086	23.752	1'53.439	241.3	14:49'14.988
5	8.496	16.089	35.201	30.350	23.672	1'53.808	235.5	14:51'08.796
6	8.521	16.118	35.319	30.387	23.675	1'54.020	238.1	14:53'02.816
7	8.651	16.157	35.178	30.202	23.661	1'53.849	237.0	14:54'56.665
8	8.627	16.031	35.128	30.237	23.923	1'53.946	240.2	14:56'50.611
9	8.555	16.110	35.079	30.531	23.837	1'54.112	235.0	14:58'44.723
10	8.622	16.093	35.158	30.315	23.720	1'53.908	238.1	15:00'38.631
11	8.648	16.480	35.369	30.455	24.077	1'55.029	239.1	15:02'33.660

81 L. STAPLEFORD (1'53.705)								
Lap	Seg. 1	Seg. 2	Seg. 3	Seg. 4	Seg. 5	Lap Time	km/h	Local Time
1	9.226	17.951	36.327	30.665	24.186	1'58.355	208.6	14:43'34.558
2	8.453	16.316	35.835	30.845	23.599	1'55.048	235.5	14:45'29.606
3	8.470	16.122	35.196	30.933	23.998	1'54.719	235.5	14:47'24.325
4	8.505	16.315	35.201	30.593	23.767	1'54.381	237.0	14:49'18.706
5	8.515	15.988	34.979	30.466	23.757	1'53.705	244.0	14:51'12.411
6	8.535	16.207	35.374	30.292	23.558	1'53.966	239.1	14:53'06.377
7	8.506	16.270	35.211	30.351	23.572	1'53.910	240.2	14:55'00.287
8	8.500	16.054	35.213	30.167	23.896	1'53.830	241.3	14:56'54.117
9	8.637	16.124	34.968	30.578	23.685	1'53.992	240.2	14:58'48.109
10	8.587	16.071	35.182	30.380	23.658	1'53.878	242.4	15:00'41.987
11	8.611	16.227	35.223	30.509	23.613	1'54.183	238.1	15:02'36.170

65 M. CANDUCCI (1'53.909)								
Lap	Seg. 1	Seg. 2	Seg. 3	Seg. 4	Seg. 5	Lap Time	km/h	Local Time
1	9.423	17.568	36.267	30.703	24.151	1'58.112	211.9	14:43'34.315
2	8.476	16.093	35.501	30.487	24.043	1'54.600	242.4	14:45'28.915
3	8.468	15.983	35.350	30.592	23.900	1'54.293	246.8	14:47'23.208
4	8.677	16.023	35.139	30.261	24.152	1'54.252	243.5	14:49'17.460
5	8.593	15.890	35.435	30.170	23.868	1'53.956	244.6	14:51'11.416
6	8.584	16.142	35.602	30.188	24.139	1'54.655	240.8	14:53'06.071
7	8.547	16.096	35.242	30.151	23.873	1'53.909	240.8	14:54'59.980
8	8.549	16.080	35.261	30.751	23.857	1'54.498	244.0	14:56'54.478
9	8.480	16.096	35.288	30.434	23.935	1'54.233	243.5	14:58'48.711
10	8.516	16.098	35.436	30.369	24.041	1'54.460	246.8	15:00'43.171
11	8.608	16.251	35.474	30.559	24.056	1'54.948	240.8	15:02'38.119

4 G. REA (1'53.711)								
Lap	Seg. 1	Seg. 2	Seg. 3	Seg. 4	Seg. 5	Lap Time	km/h	Local Time
1	9.429	17.919	36.643	30.718	24.220	1'58.929	207.4	14:43'35.132
2	8.545	16.583	35.549	30.655	23.924	1'55.256	235.5	14:45'30.388
3	8.541	15.985	35.226	30.562	23.962	1'54.276	245.7	14:47'24.664
4	8.487	16.194	35.377	30.660	23.818	1'54.536	247.9	14:49'19.200
5	8.485	16.065	35.361	30.280	23.883	1'54.074	245.7	14:51'13.274
6	8.525	16.263	35.407	30.406	23.886	1'54.487	233.0	14:53'07.761
7	8.481	16.096	35.412	30.744	23.999	1'54.732	245.1	14:55'02.493
8	8.528	16.020	35.574	30.449	23.894	1'54.465	246.2	14:56'56.958
9	8.523	15.931	35.167	30.437	23.653	1'53.711	246.2	14:58'50.669
10	8.491	16.038	35.619	31.202	23.993	1'55.343	246.8	15:00'46.012
11	8.516	16.131	35.640	30.879	24.021	1'55.187	239.7	15:02'41.199

38 H. SOOMER (1'53.417)								
Lap	Seg. 1	Seg. 2	Seg. 3	Seg. 4	Seg. 5	Lap Time	km/h	Local Time
1	9.576	17.772	36.348	30.671	24.203	1'58.570	209.4	14:43'34.773
2	8.574	16.181	35.141	31.542	23.699	1'55.137	229.0	14:45'29.910
3	8.560	15.944	35.223	30.652	23.833	1'54.212	245.1	14:47'24.122
4	8.705	16.010	35.117	31.201	23.846	1'54.879	245.1	14:49'19.001
5	8.621	15.976	35.098	30.223	24.041	1'53.959	247.9	14:51'12.960
6	8.579	16.080	35.407	30.533	23.828	1'54.427	237.6	14:53'07.387
7	8.557	15.982	35.363	30.687	24.138	1'54.727	245.1	14:55'02.114
8	8.586	16.041	35.009	30.082	23.699	1'53.417	246.2	14:56'55.531
9	8.701	16.020	35.197	30.552	23.648	1'54.118	242.9	14:58'49.649
10	8.660	15.882	36.799	31.792	23.698	1'56.831	242.9	15:00'46.480
11	8.649	15.910	35.472	31.235	24.112	1'55.378	242.9	15:02'41.858

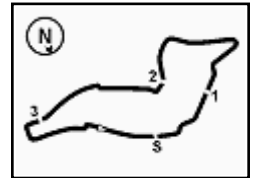
47 R. HARTOG (1'53.693)								
Lap	Seg. 1	Seg. 2	Seg. 3	Seg. 4	Seg. 5	Lap Time	km/h	Local Time
1	9.240	17.662	36.210	30.483	24.240	1'57.835	208.2	14:43'34.038
2	8.478	16.182	35.404	30.473	23.980	1'54.517	246.8	14:45'28.555
3	8.440	16.149	35.415	30.918	24.025	1'54.947	245.1	14:47'23.502
4	8.493	16.209	35.178	30.413	24.277	1'54.570	247.9	14:49'18.072
5	8.455	16.195	35.243	30.409	24.210	1'54.512	248.5	14:51'12.584

6	8.421	16.290	35.604	30.410	23.857	1'54.582	245.1	14:53'07.166
7	8.481	16.068	35.746	30.475	24.077	1'54.847	246.2	14:55'02.013
8	8.619	16.143	35.549	30.482	23.775	1'54.568	244.6	14:56'56.581
9	8.566	16.012	35.076	30.367	23.672	1'53.693	245.7	14:58'50.274
10	8.541	15.941	36.508	30.549	24.046	1'55.585	246.8	15:00'45.859
11	8.596	16.015	35.623	31.350	24.918	1'56.502	241.8	15:02'42.361

70 R. MULHAUSER (1'55.019)								
Lap	Seg. 1	Seg. 2	Seg. 3	Seg. 4	Seg. 5	Lap Time	km/h	Local Time
1	9.920	18.228	37.552	31.292	24.582	2'01.574	200.8	14:43'37.777
2	8.640	16.405	35.994	30.726	23.997	1'55.762	239.1	14:45'33.539
3	8.628	16.234	35.671	30.548	23.938	1'55.019	243.5	14:47'28.558
4	8.630	16.283	36.118	30.642	24.671	1'56.344	242.4	14:49'24.902
5	8.881	17.285	37.567	30.887	24.398	1'59.018	228.5	14:51'23.920
6	8.631	16.440	36.044	30.871	24.395	1'56.381	237.0	14:53'20.301
7	8.630	16.364	35.517	31.045	24.069	1'55.625	238.6	14:55'15.926
8	8.650	16.251	36.218	30.808	23.938	1'55.865	238.1	14:57'11.791
9	8.525	16.296	35.746	30.940	23.908	1'55.415	239.7	14:59'07.206
10	8.704	16.128	35.895	31.180	23.958	1'55.865	241.3	15:01'03.071
11	8.725	16.256	35.784	30.662	23.972	1'55.399	237.6	15:02'58.470

83 L. EPIS (1'55.326)								
Lap	Seg. 1	Seg. 2	Seg. 3	Seg. 4	Seg. 5	Lap Time	km/h	Local Time
1	10.176	18.025	36.964	31.273	24.476	2'00.914	214.4	14:43'37.117
2	8.565	16.347	35.811	30.849	23.999	1'55.571	237.0	14:45'32.688
3	8.688	16.306	35.581	30.748	24.283	1'55.606	241.3	14:47'28.294
4	8.643	16.110	36.257	31.420	24.668	1'57.098	242.9	14:49'25.392
5	8.720	17.183	36.824	30.935	24.223	1'57.885	226.6	14:51'23.277
6	8.683	16.216	36.138	31.003	24.273	1'56.313	240.2	14:53'19.590
7	8.720	16.285	35.645	31.097	24.038	1'55.785	241.8	14:55'15.375
8	8.641	16.216	36.242	30.867	24.171	1'56.137	241.8	14:57'11.512
9	8.702	16.205	35.711	30.769	23.939	1'55.326	239.1	14:59'06.838
10	8.711	16.241	35.941	30.924	24.164	1'55.981	239.1	15:01'02.819
11	8.756	16.276	35.706	31.033	24.092	1'55.863	238.1	15:02'58.682

92 H. KUNIKAWA (1'55.521)								
Lap	Seg. 1	Seg. 2	Seg. 3	Seg. 4	Seg. 5	Lap Time	km/h	Local Time
1	10.169	18.339	37.375	31.385	24.539	2'01.807	200.5	14:43'38.010
2	8.645	16.677	35.950	31.010	24.244	1'56.526	240.2	14:45'34.536
3	8.732	16.823	35.889	30.696	24.461	1'56.601	240.2	14:47'31.137
4	8.707	16.550	36.682	30.722	24.430	1'57.091	237.6	14:49'28.228
5	8.844	18.560	37.441	31.132	24.286	2'00.263	204.7	14:51'28.491
6	8.663	16.848	36.470	30.779	24.003	1'56.763	236.5	14:53'25.254
7	8.637	16.606	35.893	30.908	24.089	1'56.133	236.5	14:55'21.387
8	8.637	16.998	35.906	30.849	24.132	1'56.522	237.0	14:57'17.909
9	8.597	16.614	35.762	30.525	24.023	1'55.521	230.5	14:59'13.430
10	8.593	16.485	35.855	30.658	24.196	1'55.787	238.6	



Imola Circuit 4.936 m

3 / 3

Italian Round, 12-13-14 May 2017

World Supersport - Best Sector & Speed Race

Start at 14:41'36.203

56 P. SEBESTYÉN (1'55.182)								
Lap	Seg. 1	Seg. 2	Seg. 3	Seg. 4	Seg. 5	Lap Time	km/h	Local Time
1	10.527	18.400	37.407	31.415	24.566	2'02.315	211.1	14:43'38.518
2	8.591	16.409	35.951	31.060	24.163	1'56.174	234.0	14:45'34.692
3	8.629	16.373	35.547	30.412	24.221	1'55.182	244.6	14:47'29.874
4	8.686	16.238	35.535	30.734	24.651	1'55.844	241.8	14:49'25.718
5	8.644	17.149	36.777	30.965	24.323	1'57.858	236.5	14:51'23.576
6	8.641	16.211	36.046	31.080	24.346	1'56.324	242.4	14:53'19.900
7	8.688	16.282	35.520	31.152	24.095	1'55.737	243.5	14:55'15.637
8	8.586	16.243	36.668	31.013	24.108	1'56.618	243.5	14:57'12.255
9	8.641	16.266	35.456	30.872	24.151	1'55.386	241.8	14:59'07.641
10	8.882	16.274	35.526	30.957	25.855	1'57.494	239.7	15:01'05.135
11	20.213	17.057	35.858	31.048	24.569	2'08.745	224.7	15:03'13.880

48 G. SCARCELLA (1'57.955)								
Lap	Seg. 1	Seg. 2	Seg. 3	Seg. 4	Seg. 5	Lap Time	km/h	Local Time
1	10.880	18.321	37.764	31.562	25.193	2'03.720	207.0	14:43'39.923
2	8.720	16.547	36.625	31.529	24.534	1'57.955	239.7	14:45'37.878
3	8.750	16.566	36.546			1'57.984	239.7	14:47'35.862
4	9.012	17.518	37.010	31.941	24.675	2'00.156	191.9	14:49'36.018
5	8.990	19.453	39.957	31.982	24.781	2'05.163	196.1	14:51'41.181
6	8.810	17.391	37.692	31.928	24.711	2'00.532	231.0	14:53'41.713
7	8.756	16.741	37.044	31.741	24.586	1'58.868	233.0	14:55'40.581
8	8.930	16.880	36.770	31.524	25.096	1'59.200	236.0	14:57'39.781
9	9.395	16.981	36.732	32.196	24.856	2'00.160	231.5	14:59'39.941
10	8.891	17.001	36.607	31.419	25.002	1'58.920	231.9	15:01'38.861
11	9.105	17.026	37.410	32.229	24.953	2'00.723	231.9	15:03'39.584

9 C. LONDON (1'59.530)								
Lap	Seg. 1	Seg. 2	Seg. 3	Seg. 4	Seg. 5	Lap Time	km/h	Local Time
1	14.618	18.702	38.199	32.480	25.342	2'09.341	186.9	14:43'45.544
2	9.017	17.261	37.177	32.071	24.902	2'00.428	230.0	14:45'45.972
3	9.121	17.269	37.257	32.086	24.845	2'00.578	228.5	14:47'46.550
4	8.967	17.053	36.898	31.717	24.895	1'59.530	229.0	14:49'46.080
5	9.181	18.803	37.891	32.648	25.080	2'03.603	191.9	14:51'49.683
6	9.035	21.351	39.674	33.413	25.256	2'08.729	225.6	14:53'58.412
7	9.053	17.182	37.647	32.231	25.031	2'01.144	230.0	14:55'59.556
8	8.997	16.946	38.140	32.749	25.502	2'02.334	230.0	14:58'01.890
9	9.382	16.924	37.555	32.417	25.051	2'01.329	225.2	15:00'03.219
10	9.144	17.559	37.491	32.514	25.326	2'02.034	226.6	15:02'05.253
11	9.184	17.372	38.516	33.095	25.803	2'03.970	225.6	15:04'09.223

26 K. WATANABE (1'54.646)								
Lap	Seg. 1	Seg. 2	Seg. 3	Seg. 4	Seg. 5	Lap Time	km/h	Local Time
1	9.622	18.025	36.661	30.818	24.260	1'59.386	211.5	14:43'35.589
2	8.555	16.311	35.579	30.704	23.969	1'55.118	241.8	14:45'30.707
3	8.574	16.141	35.345	30.380	24.206	1'54.646	242.9	14:47'25.353
4	8.747	16.311	35.601	30.305	25.850	1'56.814	241.3	14:49'22.167
5	8.879	16.760	35.992	30.446	24.904	1'56.981	233.5	14:51'19.148
6	9.176	16.665	36.197	31.133	24.235	1'57.406	227.1	14:53'16.554
7	9.690	16.852	35.880	31.114	24.344	1'57.880	213.2	14:55'14.434
8	9.164	16.527	36.776	32.068	25.005	1'59.540	227.1	14:57'13.974

64 F. CARICASULO (1'52.839)								
Lap	Seg. 1	Seg. 2	Seg. 3	Seg. 4	Seg. 5	Lap Time	km/h	Local Time
1	8.824	17.207	35.893	30.372	24.296	1'56.592	198.6	14:43'32.795
2	8.742	15.910	35.330	30.592	23.637	1'54.211	245.7	14:45'27.006
3	8.473	15.785	35.214	30.144	45.732	2'15.348 P	247.9	14:47'42.354
4	12.680	17.078	35.287	30.130	23.547	1'58.722 P	190.6	14:49'41.076
5	8.681	16.789	36.558	30.642	23.662	1'56.332	227.5	14:51'37.408
6	8.599	16.144	35.974	30.222	23.424	1'54.363	242.4	14:53'31.771
7	8.612	15.847	34.800	30.020	23.560	1'52.839	242.9	14:55'24.610
8	8.545	16.343	34.895	30.659	23.584	1'54.026	245.1	14:57'18.636

74 J. VAN SIKKELERUS (1'55.089)								
Lap	Seg. 1	Seg. 2	Seg. 3	Seg. 4	Seg. 5	Lap Time	km/h	Local Time
1	9.802	18.187	37.021	31.238	24.384	2'00.632	211.9	14:43'36.835
2	8.588	16.412	35.669	30.749	23.837	1'55.255	237.0	14:45'32.090
3	8.539	16.297	36.035	30.471	23.747	1'55.089	241.3	14:47'27.179
4	8.579	16.343	35.580	30.719	24.564	1'55.785	237.6	14:49'22.964
5	8.689	16.998	36.262	30.643	23.972	1'56.564	237.0	14:51'19.528
6	8.678	16.494	36.071	33.569	26.510	2'01.322	233.5	14:53'20.850

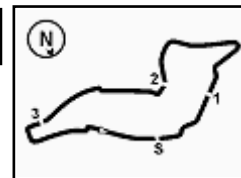
66 N. TUULI (1'53.492)								
Lap	Seg. 1	Seg. 2	Seg. 3	Seg. 4	Seg. 5	Lap Time	km/h	Local Time
1	9.289	17.059	36.092	30.579	23.903	1'56.922	210.7	14:43'33.125

14/05/2017

P = Pits In/Out - C = Lap-Time Cancelled

These data/results cannot be reproduced, stored and/or transmitted in whole or in part by any manner of electronic, mechanical, photocopying, recording, broadcasting or otherwise now known or herein after developed without the previous express consent by the copyright owner, except for reproduction in daily press and regular printed publications on sale to the public within 60 days of the event related to those data/results and always provided that copyright symbol appears together as follows below.

© DORNA WSBK ORGANIZATION Srl 2017



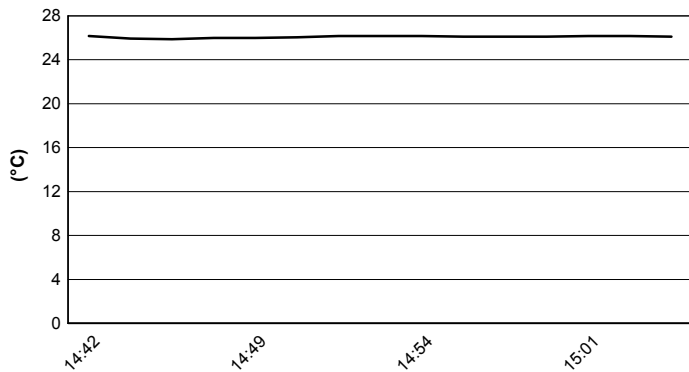
Imola Circuit 4.936 m

Italian Round, 12-13-14 May 2017

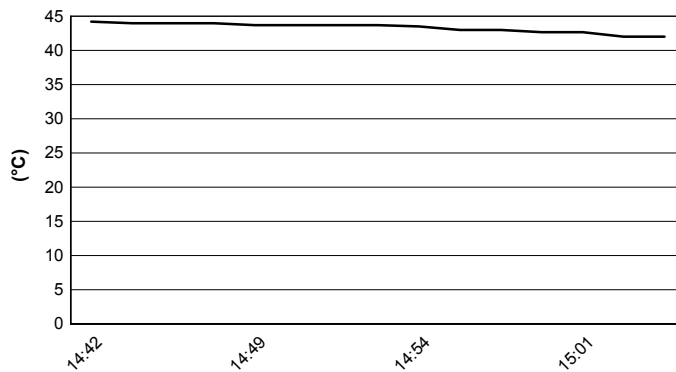
World Supersport - Weather Report Race

Session started 14:41 Session ended 15:04


Air Temperature



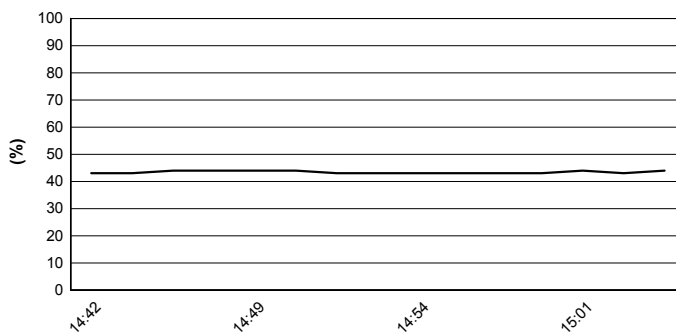
Track Temperature



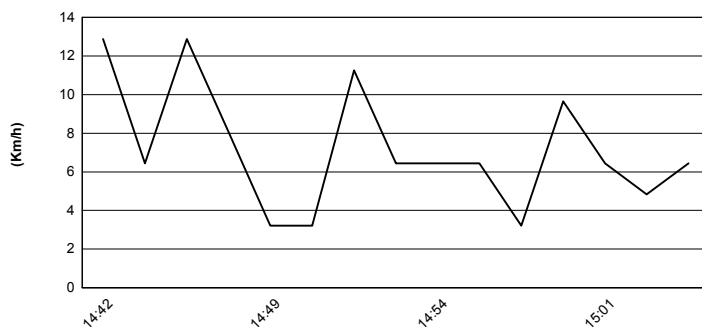
Air Pressure



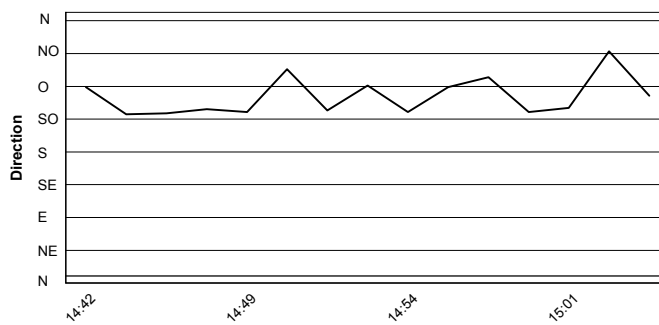
Humidity



Wind Speed



Wind Direction



14/05/2017

These data/results cannot be reproduced, stored and/or transmitted in whole or in part by any manner of electronic, mechanical, photocopying, recording, broadcasting or otherwise now known or herein after developed without the previous express consent by the copyright owner, except for reproduction in daily press and regular printed publications on sale to the public within 60 days of the event related to those data/results and always provided that copyright symbol appears together as follows below.

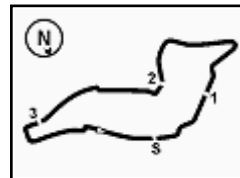
© DORNA WSBK ORGANIZATION Srl 2017



Official Tyre Supplier



Official Timekeeper



Italian Round, 12-13-14 May 2017

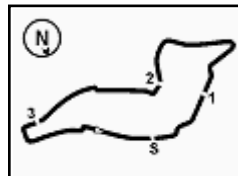
World Supersport - Championship Standings

Points	Points From First	Points From Previous	Rounds															
			February 26 PHILLIP ISLAND	March 12 BURIRAM	April 2 ARAGÓN	April 30 ASSEN	May 14 IMOLA	May 28 DONINGTON PARK	June 18 MISANO	August 20 LAUSITZRING	September 17 PORTIMAO	October 1 MAGNY COURS	October 22 JEREZ	November 4 LOSAIL				
1 MAHIAS Lucas (FRA)	85		20 2	5	25 1	20 1	20 1											
2 MORAIS Sheridan (RSA)	58	27	5 11	9 10	20 3	11 2	13 2											
3 JACOBSEN PJ (USA)	55	30	3	10 6	12	16 6	13 4	16 3										
4 SOFUOGLU Kenan (TUR)	50	35	5				25 9	25 4										
5 ROLFO Roberto (ITA)	41	44	9	25 1	5 1	10 2	1 3	5										
6 CLUZEL Jules (FRA)	39	46	2			13 13	16 7	10 6										
7 RYDE Kyle (GBR)	36	49	3	13 4	11 4	8 4	4 5	7										
8 CARICASULO Federico (ITA)	35	50	1		25 3	7	10 6	8										
9 TUULI Niki (FIN)	27	58	8	11 5	16 2	5	8	9										
10 GAMARINO Christian (ITA)	25	60	2			9 18	7 14	9 10										
11 CANDUCCI Michael (ITA)	24	61	1	2 14	19	11 13	9 10	2 11										
12 WEST Anthony (AUS)	23	62	1	16 3	8	10	2 12	5 12										
13 OKUBO Hikari (JPN)	22	63	1		10 12	5 12	16	7 13										
14 KRAISART Decha (THA)	20	65	2		20 5	8	11	14										
15 WAGNER Aiden (AUS)	17	68	3	9 7	8 7	9	13	15										
16 STAPLEFORD Luke (GBR)	17	68	0			6 20	8 17	3 15										
17 SMITH Kyle (GBR)	16	69	1				5 25	11 17										
18 WATANABE Kazuki (JPN)	16	69	0	8 8	7 9	1 10	14	17										
19 WAROKORN Thitipong (THA)	13	72	3		13 11	13	18	19										
20 SOOMER Hannes (EST)	10	75	3			7 19	3 19	20										
21 CALERO Nacho (ESP)	10	75	0	7 9	3 12	16	19	20										
22 HARTOG Rob (NED)	10	75	0			4 23	6 19	20										
23 EPIS Lachlan (AUS)	10	75	0	6 10	4 12	16	19	20										
24 CRESSON Loris (BEL)	8	77	2					8 24										
25 ZACCONE Alessandro (ITA)	6	79	2					6 25										

14/05/2017 First Line: Championship Standings - Second Line: Ranking Progression

These data/results cannot be reproduced, stored and/or transmitted in whole or in part by any manner of electronic, mechanical, photocopying, recording, broadcasting or otherwise now known or herein after developed without the previous express consent by the copyright owner, except for reproduction in daily press and regular printed publications on sale to the public within 60 days of the event related to those data/results and always provided that copyright symbol appears together as follows below.

© DORNA WSBK ORGANIZATION Srl 2017



Italian Round, 12-13-14 May 2017

World Supersport - Championship Standings

Points	Points From First	Points From Previous	February 26	March 12	April 2	April 30	May 14	May 28	June 18	August 20	September 17	October 1	October 22	November 4				
			PHILLIP ISLAND	BURIRAM	ARAGÓN	ASSEN	IMOLA	DONINGTON PARK	MISANO	LAUSITZRING	PORTIMAO	MAGNY COURS	JEREZ	LOSAIL				
26	MULHAUSER Robin (SUI)	6	79	0	6	16	20	23	25									
27	KHAIRUDDIN Zulfahmi (MAS)	6	79	0	4	12	17	20	23	25								
28	KENNEDY Jack (IRL)	4	81	2				4	28									
29	CARDELUS GARCIA Xavier (ESP)	3	82	1			3	24	26	29								
30	BALDOLINI Alex (ITA)	3	82	0	3	13	18	24	26	29								
31	PIZZOLI Davide (ITA)	2	83	1			2	19	26	28	31							
32	REA Gino (GBR)	1	84	1				1	32									

14/05/2017 First Line: Championship Standings - Second Line: Ranking Progression

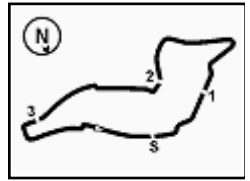
These data/results cannot be reproduced, stored and/or transmitted in whole or in part by any manner of electronic, mechanical, photocopying, recording, broadcasting or otherwise now known or herein after developed without the previous express consent by the copyright owner, except for reproduction in daily press and regular printed publications on sale to the public within 60 days of the event related to those data/results and always provided that copyright symbol appears together as follows below.

© DORNA WSBK ORGANIZATION Srl 2017



FIM Europe Supersport Cup

8.6



102/05

Imola Circuit 4.936 m

Italian Round, 12-13-14 May 2017 Championship Standings

3 / 3

Points	Points From First	Points From Previous	European Supersport														
			February 26 PHILLIP ISLAND	March 12 BURIRAM	April 2 ARAGÓN	April 30 ASSEN	May 14 IMOLA	May 28 DONINGTON PARK	June 18 MISANO	August 20 LAUSITZRING	September 17 PORTIMAO	October 1 MAGNY COURS	October 22 JEREZ	November 4 LOSAIL			
1 SOOMER Hannes (EST)	10				7 1	3 1	1										
2 HARTOG Rob (NED)	10 0			4 2	6 1	1											
3 ZACCONE Alessandro (ITA)	6 4 4					6 3											

14/05/2017 First Line: Championship Standings - Second Line: Ranking Progression

These data/results cannot be reproduced, stored and/or transmitted in whole or in part by any manner of electronic, mechanical, photocopying, recording, broadcasting or otherwise now known or herein after developed without the previous express consent by the copyright owner, except for reproduction in daily press and regular printed publications on sale to the public within 60 days of the event related to those data/results and always provided that copyright symbol appears together as follows below.

© DORNA WSBK ORGANIZATION Srl 2017

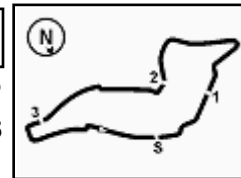
FICR PERUGIA TIMING



Official Tyre Supplier



Official Timekeeper



Imola Circuit 4.936 m

Italian Round, 12-13-14 May 2017

World Supersport - Manufacturers Standings

Points	Points From First	Points From Previous	February 26	March 12	April 2	April 30	May 14	May 28	June 18	August 20	September 17	October 1	October 22	November 4			
			PHILLIP ISLAND	BURIRAM	ARAGÓN	ASSEN	IMOLA	DONINGTON PARK	MISANO	LAUSITZRING	PORTIMÃO	MAGNY COURS	JEREZ	LOSAIL			
1	YAMAHA	110	20 2	25 1	25 1	20 1	20 1										
2	KAWASAKI	87	23	13 3	13 3	11 3	25 2	25 2									
3	MV AGUSTA	75	35	12	25 1	5 2	16 2	13 3	16 3								
4	HONDA	59	51	16	9 4	10 4	13 4	16 4	11 4								
5	TRIUMPH	18	92	41			6 5	8 5	4 5								

14/05/2017

First Line: Championship Standings - Second Line: Ranking Progression

These data/results cannot be reproduced, stored and/or transmitted in whole or in part by any manner of electronic, mechanical, photocopying, recording, broadcasting or otherwise now known or herein after developed without the previous express consent by the copyright owner, except for reproduction in daily press and regular printed publications on sale to the public within 60 days of the event related to those data/results and always provided that copyright symbol appears together as follows below.

© DORNA WSBK ORGANIZATION Srl 2017

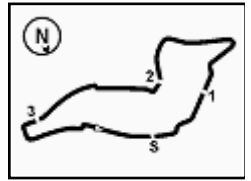
FKR PERUGIA TIMING



Official Tyre Supplier



Official Timekeeper



Imola Circuit 4.936 m

Italian Round, 12-13-14 May 2017

World Supersport - Pirelli Best Laps Award

Points	Points From First	Points From Previous	February 26	March 12	April 2	April 30	May 14	May 28	June 18	August 20	September 17	October 1	October 22	November 4	
			PHILLIP ISLAND	BURIRAM	ARAGÓN	ASSEN	IMOLA	DONINGTON PARK	MISANO	LAUSITZRING	PORTIMÃO	MAGNY COURS	JEREZ	LOSAIL	
Fastest Laps															
1 MAHIAS Lucas (FRA)	1						1								
2 JACOBSEN PJ (USA)	1 0		1												
3 SOFUOGLU Kenan (TUR)	1 0 0					1									
4 GAMARINO Christian (ITA)	1 0 0			1											
5 CANDUCCI Michael (ITA)	1 0 0				1										

14/05/2017

These data/results cannot be reproduced, stored and/or transmitted in whole or in part by any manner of electronic, mechanical, photocopying, recording, broadcasting or otherwise now known or herein after developed without the previous express consent by the copyright owner, except for reproduction in daily press and regular printed publications on sale to the public within 60 days of the event related to those data/results and always provided that copyright symbol appears together as follows below.

© DORNA WSBK ORGANIZATION Srl 2017

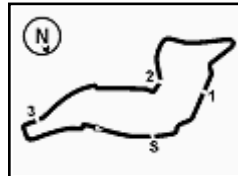
FIK R PERUGIA TIMING



Official Tyre Supplier



Official Timekeeper



Italian Round, 12-13-14 May 2017

World Supersport - Rider's Performance

Imola Circuit 4.936 m

Points	Points From First	Points From Previous	February 26 PHILLIP ISLAND		March 12 BURIRAM		April 2 ARAGÓN		April 30 ASSEN		May 14 IMOLA		May 28 DONINGTON PARK		June 18 MISANO		August 20 LAUSITZRING		September 17 PORTIMÃO		October 1 MAGNY COURS		October 22 JEREZ		November 4 LOSAIL							
			G	R	G	R	G	R	G	R	G	R	G	R	G	R	G	R	G	R	G	R	G	R	G	R	G	R	G	R	G	R
1 MAHIAS	85		5	2	3	Rt	5	1	4	2	2	2																				
2 MORAIS	58	27	15	11	14	7	3	2	6	5	6	4																				
3 JACOBSEN	55	30	3	1	6	11	Rt	1	3	2	4	1	3																			
4 SOFUOGLU	50	35	5				2	Rt	1	1	5	1																				
5 ROLFO	41	44	9	8	1	22	11	6	6	16	15	16	Rt																			
6 CLUZEL	39	46	2	2	Rt	1	Rt	14	4	5	3	8	6																			
7 RYDE	36	49	3	4	4	10	5	18	8	10	12	9	Rt																			
8 CARICASULO	35	50	1	3	Rt	7	1	13	Rt	9	6	4	Rt																			
9 TUULI	27	58	8	16	5	13	3	7	Rt	13	16	14	Rt																			
10 GAMARINO	25	60	2	19	Ns	9	Rt	10	7	14	9	3	7																			
11 CANDUCCI	24	61	1	12	14	17	Rt	15	5	3	7	22	14																			
12 WEST	23	62	1	22	3			35		26	14	20	11																			
13 OKUBO	22	63	1	10		8	6	8	11	17	21	10	9																			
14 KRAISART	20	65	2			4	2																									
15 STAPLEFORD	17	68	3	11	Rt			16	10	7	8	18	13																			
16 WAGNER	17	68	0	20	7	16	8	22	17	33																						
17 WATANABE	16	69	1	23	8	19	9	19	15	22	Rt	21	Rt																			
18 SMITH	16	69	0	9	Rt	6	Ex	4	16	8	11	7	5																			
19 WAROKORN	13	72	3			18	4																									
20 SOOMER	10	75	3					21	9	11	13	17	16																			
21 CALERO	10	75	0	14	9	21	13	25	18	23	19	27	21																			
22 HARTOG	10	75	0					23	12	15	10	15	17																			
23 EPIS	10	75	0	21	10	20	12	27	20	25	Rt	30	19																			
24 CRESSON	8	77	2					20	Rt			11	8																			
25 KHAIRUDDIN	6	79	2	13	12	5	Rt	17	14	19	Rt	25	Rt																			
26 MULHAUSER	6	79	0	17	Ns	15	10	9	Rt	20	20	26	18																			
27 ZACCONE	6	79	0					11	Rt	18	18	12	10																			
28 KENNEDY	4	81	2									13	12																			
29 BALDOLINI	3	82	1	6	13							24	Rt																			
30 CARDELUS GARC	3	82	0					26	13																							
31 PIZZOLI	2	83	1	24	Rt	23	14	34		31	Rt	34	Rt																			
32 REA	1	84	1	7	Ns	12	Ex	12	Rt	12	17	19	15																			

G = Grid - 1 = Race 1 - 2 = Race 2

Ns = Did Not Start - Rt = Retired - Ex = Excluded

14/05/2017

These data/results cannot be reproduced, stored and/or transmitted in whole or in part by any manner of electronic, mechanical, photocopying, recording, broadcasting or otherwise now known or herein after developed without the previous express consent by the copyright owner, except for reproduction in daily press and regular printed publications on sale to the public within 60 days of the event related to those data/results and always provided that copyright symbol appears together as follows below.

© DORNA WSBK ORGANIZATION Srl 2017

Italian Round, 12-13-14 May 2017

World Supersport - Best Laps & Speeds

1 / 2

No.	Rider		Best Lap		FP1		FP2		FP3		SP1		SP2		WU		RC	
	Nat	Bike	laps	speed	laps	speed	laps	speed	laps	speed	laps	speed	laps	speed	laps	speed	laps	speed
1	99	P. JACOBSEN	74	246,8	19	245,6	19	246,2	7	243,4		7	244,5	8	245,1	14	246,8	152.025
		USA MV Agusta F3 675																
2	1	K. SOFUOGLU	80	247,3	22	247,3	24	246,2	5	244,5		7	244,5	8	246,8	14	245,6	151.953
		TUR Kawasaki ZX-6R																
3	144	L. MAHIAS	63	249,0	18	249,0	17	246,2				7	243,4	7	244,5	14	245,6	151.795
		FRA Yamaha YZF R6																
4	11	C. GAMARINO	75	247,9	19	243,4	20	246,2	7	246,2		7	242,3	8	245,1	14	247,9	152.958
		ITA Honda CBR600RR																
5	64	F. CARICASULO	67	248,5	22	248,5	16	248,5	7	247,3		7	244,0	4	244,0	11	247,9	152.839
		ITA Yamaha YZF R6																
6	32	S. MORAIS	78	249,6	20	248,5	23	248,5	7	248,5		6	246,8	8	249,6	14	249,0	152.514
		RSA Yamaha YZF R6																
7	111	K. SMITH	67	246,2	15	245,6	20	244,5	7	245,6		6	244,0	5	244,5	14	246,2	152.802
		GBR Honda CBR600RR																
8	16	J. CLUZEL	76	250,8	22	247,9	18	248,5	7	249,0		7	247,3	8	249,6	14	250,8	152.483
		FRA Honda CBR600RR																
9	77	K. RYDE	68	249,6	22	249,6	24	247,9			5	246,2	6	245,6	8	247,9	3	152.620
		GBR Kawasaki ZX-6R																
10	78	H. OKUBO	82	245,6	21	243,4	25	245,6	7	244,0		6	244,0	9	243,4	14	243,4	153.209
		JPN Honda CBR600RR																
11	84	L. CRESSON	78	250,2	23	248,5	20	247,3	5	246,8	6	248,5	6	245,6	4	247,3	14	250,2
		BEL Yamaha YZF R6																
12	61	A. ZACCONE	66	246,2	19	245,1	18	244,5	7	243,4		2	241,8	7	240,7	13	246,2	153.194
		ITA MV Agusta F3 675																
13	4	G. REA	78	247,9	22	246,2	21	245,1	7	242,9	7	242,9		8	245,6	13	247,9	153.711
		GBR Kawasaki ZX-6R																
14	14	J. KENNEDY	75	244,0	19	240,7	21	241,2	7	244,0	6	241,8		8	241,2	14	241,2	153.383
		IRL Triumph Daytona 675																
15	66	N. TUULI	59	249,6	21	246,8	8	241,2	6	243,4	8	249,6		8	248,5	8	245,6	153.492
		FIN Yamaha YZF R6																
16	44	R. ROLFO	64	244,0	21	244,0	20	241,8	7	241,8	6	238,6		8	243,4	2		153.981
		ITA MV Agusta F3 675																
17	47	R. HARTOG	81	248,5	19	244,0	26	247,3	7	246,2	7	244,5		8	246,8	14	248,5	154.001
		NED Kawasaki ZX-6R																
18	81	L. STAPLEFORD	69	244,0	14	242,9	22	242,3	7	242,3	5	240,7		8	243,4	13	244,0	153.705
		GBR Triumph Daytona 675																
19	13	A. WEST	69	244,0	15	242,3	22	242,3	6	241,2	5	242,9		8	243,4	13	244,0	153.094
		AUS Yamaha YZF R6																
20	38	H. SOOMER	84	247,9	24	242,3	26	245,1	7	242,9	6	241,8		8	245,1	13	247,9	154.153
		EST Honda CBR600RR																

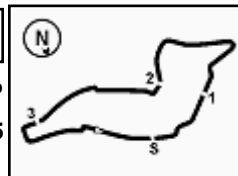
14/05/2017

These data/results cannot be reproduced, stored and/or transmitted in whole or in part by any manner of electronic, mechanical, photocopying, recording, broadcasting or otherwise now known or herein after developed without the previous express consent by the copyright owner, except for reproduction in daily press and regular printed publications on sale to the public within 60 days of the event related to those data/results and always provided that copyright symbol appears together as follows below.

© DORNA WSBK ORGANIZATION Srl 2017

FICR PERUGIA TIMING





Italian Round, 12-13-14 May 2017

World Supersport - Best Laps & Speeds

No.	Rider		Best Lap		FP1		FP2		FP3		SP1		SP2		WU		RC	
	Nat	Bike	laps	speed	laps	speed	laps	speed	laps	speed	laps	speed	laps	speed	laps	speed	laps	speed
21	26	K. WATANABE	1'53.401		1'55.155		1'53.929		1'53.909		1'53.401				1'54.348		1'54.646	
	JPN	Kawasaki ZX-6R	78	244,0	23	241,8	26	244,0	8	240,7	6	242,3			5	242,9	10	242,9
22	65	M. CANDUCCI	1'53.468		1'53.468		1'53.722		1'54.463		1'53.514				1'54.037		1'53.909	
	ITA	Kawasaki ZX-6R	75	248,5	23	246,2	19	245,1	7	247,9	5	246,8			8	248,5	13	246,8
23	25	A. BALDOLINI	1'53.615		1'53.615		1'54.510		1'54.260		1'54.235						1'54.910	
	ITA	MV Agusta F3 675	45	244,0	18	242,9	10	241,8	6	242,9	5	244,0					6	241,8
24	63	Z. KHAIRUDDIN	1'53.719		1'56.108				1'54.085		1'54.297				1'53.719			
	MAS	Kawasaki ZX-6R	30	243,4	8	243,4			7	240,2	6	241,8			9	243,4		
25	10	N. CALERO	1'53.720		1'54.677		1'53.720		1'54.929		1'54.460				1'54.541		1'54.823	
	ESP	Kawasaki ZX-6R	73	245,6	18	244,0	22	245,6	7	244,5	6	242,3			7	244,0	13	244,5
26	74	J. VAN SIKKELERUS	1'54.127		1'55.951		1'55.281		1'55.397		1'54.127				1'56.092		1'55.089	
	NED	Yamaha YZF R6	77	242,3	21	241,2	25	241,2	7	237,5	8	242,3			8	239,1	8	241,2
27	70	R. MULHAUSER	1'54.295		1'54.295		1'54.358		1'55.420		1'54.334				1'54.618		1'55.019	
	SUI	Honda CBR600RR	73	243,4	23	242,9	24	242,3	6	238,6	5	240,2			4	238,6	11	243,4
28	56	P. SEBESTYÉN	1'54.317		1'54.822		1'54.317		1'56.671						1'54.468		1'55.182	
	HUN	Kawasaki ZX-6R	61	246,8	17	242,9	21	245,6	2	242,3					8	246,8	13	244,5
29	73	J. CRETARO	1'54.439		1'55.167		1'55.094		1'55.520		1'54.958				1'54.439		1'54.965	
	ITA	Suzuki GSX-R600	71	242,3	17	238,6	23	238,0	3	238,0	6	238,6			9	242,3	13	240,7
30	52	M. MALONE	1'54.696		1'55.484		1'54.850		1'56.097		1'54.696				1'56.017		1'56.497	
	ITA	Kawasaki ZX-6R	67	245,6	18	242,9	22	245,6	7	244,5	7	242,9			8	244,5	5	234,9
31	83	L. EPIS	1'55.030		1'57.248		1'55.921		1'56.698		1'55.030				1'56.244		1'55.326	
	AUS	Kawasaki ZX-6R	71	244,0	17	238,6	21	241,2	7	241,2	6	244,0			7	240,7	13	242,9
32	92	H. KUNIKAWA	1'55.521		1'57.684		1'56.563		1'57.359		1'55.792				1'56.497		1'55.521	
	JPN	Honda CBR600RR	73	241,2	22	240,2	18	241,2	7	240,7	8	239,6			5	241,2	13	240,2
33	122	D. CORRADI	1'55.826		1'57.208		1'56.968		1'55.937		1'55.826				1'56.282			
	ITA	Kawasaki ZX-6R	58	238,6	17	235,4	20	236,5	6	236,0	6	234,4			7	238,6	2	
34	7	D. PIZZOLI	1'56.875				1'57.474		1'58.109		2'06.745				1'56.875			
	ITA	MV Agusta F3 675	45	242,3			26	242,3	7	237,0	4	240,2			8	238,0		
35	9	C. LONDON	1'57.757		1'59.517		1'57.757		1'59.792		1'58.569				1'58.332		1'59.530	
	NZL	Suzuki GSX-R600	76	238,0	19	236,5	25	238,0	6	231,4	5	232,9			8	237,5	13	229,9
36	48	G. SCARCELLA	1'57.807		2'01.138		1'57.807		1'58.266						2'01.219		1'57.955	
	AUS	Honda CBR600RR	69	239,6	21	227,0	23	239,1	5	239,1					7	233,4	13	239,6

14/05/2017

These data/results cannot be reproduced, stored and/or transmitted in whole or in part by any manner of electronic, mechanical, photocopying, recording, broadcasting or otherwise now known or herein after developed without the previous express consent by the copyright owner, except for reproduction in daily press and regular printed publications on sale to the public within 60 days of the event related to those data/results and always provided that copyright symbol appears together as follows below.

© DORNA WSBK ORGANIZATION Srl 2017

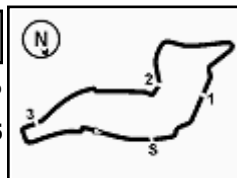
FICR PERUGIA TIMING



Official Tyre Supplier



Official Timekeeper



Imola Circuit 4.936 m

Italian Round, 12-13-14 May 2017

World Supersport - Race Winners

	2014	2015	2016	2017
01 Phillip Island	Cluzel J. (Fra) Mva	Cluzel J. (Fra) Mva	Krummenacher R. (Sui) Kaw	Rolfo R. (Ita) Mva
02 Buriram		Wilairot R. (Tha) Hon	Cluzel J. (Fra) Mva	Caricasulo F. (Ita) Yam
03 Aragon	Sofuoglu K. (Tur) Kaw	Sofuoglu K. (Tur) Kaw	Sofuoglu K. (Tur) Kaw	Mahias L. (Fra) Yam
04 Assen	van der Mark M. (Ned) Hon	Sofuoglu K. (Tur) Kaw	Smith K. (Gbr) Hon	Sofuoglu K. (Tur) Kaw
05 Imola	Zanetti L. (Ita) Hon	Sofuoglu K. (Tur) Kaw	Sofuoglu K. (Tur) Kaw	Sofuoglu K. (Tur) Kaw
06 Donington Park	van der Mark M. (Ned) Hon	Sofuoglu K. (Tur) Kaw	Sofuoglu K. (Tur) Kaw	
07 Misano World Circuit	Cluzel J. (Fra) Mva	Cluzel J. (Fra) Mva	Sofuoglu K. (Tur) Kaw	
08 Lausitzring			Sofuoglu K. (Tur) Kaw	
09 Portimao	van der Mark M. (Ned) Hon	Cluzel J. (Fra) Mva		
10 Magny-Cours	Cluzel J. (Fra) Mva	Jacobsen P. (Usa) Hon	Cluzel J. (Fra) Mva	
11 Jerez	van der Mark M. (Ned) Hon	Sofuoglu K. (Tur) Kaw	Sofuoglu K. (Tur) Kaw	
12 Losail	van der Mark M. (Ned) Hon	Smith K. (Gbr) Hon	Smith K. (Gbr) Hon	

2017

- 2 K. Sofuoglu
- 1 F. Caricasulo
- 1 L. Mahias
- 1 R. Rolfo

ALL TIMES

- | | | | |
|-------------------|-----------------|-------------------|-----------------|
| 40 K. Sofuoglu | 5 C. Crutchlow | 1 P. Riba | 1 L. Mahias |
| 16 F. Foret | 4 J. Whitham | 1 W. Zeelenberg | 1 F. Caricasulo |
| 12 S. Charpentier | 4 K. Curtain | 1 G. Nannelli | |
| 12 E. Laverty | 4 C. Vermeulen | 1 J. Vd Goorbergh | |
| 12 J. Cluzel | 3 I. MacPherson | 1 L. Lanzi | |
| 11 K. Muggeridge | 3 C. Kellner | 1 A. Badovini | |
| 8 S. Lowes | 3 L. Scassa | 1 Y. Tiberio | |
| 7 A. Pitt | 3 J. Lascorz | 1 M. Roccoli | |
| 6 P. Casoli | 3 J. Rea | 1 R. Rolfo | |
| 6 K. Fujiwara | 3 K. Smith | 1 M. Pirro | |
| 6 S. Chambon | 2 R. Xaus | 1 G. Rea | |
| 6 J. Teuchert | 2 J. Brookes | 1 L. Zanetti | |
| 6 B. Parkes | 2 A. West | 1 R. Wilairot | |
| 6 C. Davies | 2 P. Jacobsen | 1 R. | |
| 6 M. van der Mark | 1 P. Bontempi | Krummenacher | |

23/02/2014

These data/results cannot be reproduced, stored and/or transmitted in whole or in part by any manner of electronic, mechanical, photocopying, recording, broadcasting or otherwise now known or herein after developed without the previous express consent by the copyright owner, except for reproduction in daily press and regular printed publications on sale to the public within 60 days of the event related to those data/results and always provided that copyright symbol appears together as follows below.

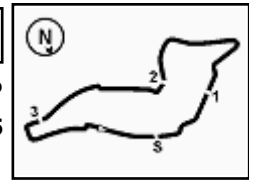
© DORNA WSBK ORGANIZATION Srl 2017

FKR PERUGIA TIMING


Official Tyre Supplier



Official Timekeeper


Italian Round, 12-13-14 May 2017
World Supersport - Team Standings

	February 26 PHILLIP ISLAND	March 12 BURIRAM	April 2 ARAGÓN	April 30 ASSEN	May 14 IMOLA	May 28 DONINGTON PARK	June 18 MISANO	August 20 LAUSITZRING	September 17 PORTIMAO	October 1 MAGNY COURS	October 22 JEREZ	November 4 LOSAIL	
1 GRT Yamaha Official WorldSSP Team	120												
MAHIAS Lucas	85	20		25	20	20							
CARICASULO Federico	35		25		10								
2 Kawasaki Puccetti Racing	99												
SOFUOGLU Kenan	50				25	25							
RYDE Kyle	36	13	11	8	4								
WAROKORN Thitipong	13		13										
3 Kallio Racing	85												
MORAIS Sheridan	58	5	9	20	11	13							
TUULI Niki	27	11	16										
4 CIA Landlord Insurance Honda	67												
CLUZEL Jules	39			13	16	10							
OKUBO Hikari	22		10	5		7							
MULHAUSER Robin	6		6										
5 MV Agusta Reparto Corse	61												
JACOBSEN PJ	55	10		16	13	16							
ZACCONE Alessandro	6				6								
6 Team Factory Vamag	41												
ROLFO Roberto	41	25	5	10	1								
7 GEMAR Team Lorini	33												
WAGNER Aiden	17	9	8										
SMITH Kyle	16				5	11							
8 BARDAHL EVAN BROS. Honda Racing	25												
GAMARINO Christian	25			9	7	9							
9 3570 Puccetti Racing FMI	24												
CANDUCCI Michael	24	2		11	9	2							
10 Profile Racing	21												
STAPLEFORD Luke	17			6	8	3							
KENNEDY Jack	4					4							
11 Yamaha Thailand Racing Team	20												
KRAISART Decha	20		20										
12 Team Kawasaki Go Eleven	17												
WATANABE Kazuki	16	8	7	1									
REA Gino	1					1							
13 West Racing	16												
WEST Anthony	16	16											
14 Orelec Racing VerdNatura	16												
CALERO Nacho	10	7	3										
KHAIRUDDIN Zulfahmi	6	4		2									
15 Response RE Racing	10												
EPIS Lachlan	10	6	4										
16 Team Hartog - Jenik - Against Cancer	10												
HARTOG Rob	10			4	6								
17 WILSport Racedays	10												
SOOMER Hannes	10			7	3								
18 SC Racing-RPM84	8												
CRESSON Loris	8					8							
19 Race Department ATK#25	8												
BALDOLINI Alex	3	3											
CARDELUS GARCIA Xavier	3			3									
PIZZOLI Davide	2		2										
20 EAB West Racing	7												

14/05/2017

These data/results cannot be reproduced, stored and/or transmitted in whole or in part by any manner of electronic, mechanical, photocopying, recording, broadcasting or otherwise now known or herein after developed without the previous express consent by the copyright owner, except for reproduction in daily press and regular printed publications on sale to the public within 60 days of the event related to those data/results and always provided that copyright symbol appears together as follows below.

© DORNA WSBK ORGANIZATION Srl 2017

FICR PERUGIA TIMING


Official Tyre Supplier



Official Timekeeper

