SUPERSPORT FIM WORLD CHAMPIONSHIP

4.2

WorldSSP

102/05

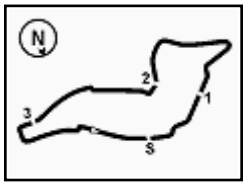

Italian Round, 12-13-14 May 2017

World Supersport - Best Sector & Speed Free Practice 3rd Session

Imola Circuit 4.936 m

1° 64 F. CARICASULO (1'51.978)

Lap	Seg. 1	Seg. 2	Seg. 3	Seg. 4	Seg. 5	Lap Time	km/h	Local Time
		18.529	36.709	30.803	23.532		191.2	9:29'59.479
1	8.524	16.604	35.309	30.238	22.675	1'53.350 C	240.2	9:31'52.829
2	12.477	16.493	35.177	30.042	23.477	1'57.666	231.0	9:33'50.495
3	8.471	15.980	34.899	30.174	23.877	1'53.401	244.6	9:35'43.896
4	8.501	15.806	34.800	30.018	**23.135**	1'52.260	245.1	9:37'36.156
5	8.592	15.822	34.807	29.943	23.270	1'52.434	245.1	9:39'28.590
6	**8.410**	15.745	**34.676**	32.358	23.873	1'55.062 C	**247.4**	9:41'23.652
7	8.433	**15.662**	34.779	**29.887**	23.217	**1'51.978**	246.8	9:43'15.630

2° 1 K. SOFUOGLU (1'51.992)

Lap	Seg. 1	Seg. 2	Seg. 3	Seg. 4	Seg. 5	Lap Time	km/h	Local Time
								9:28'05.059
1	13.443	18.090	36.317	36.211	23.915	2'07.976 P	191.9	9:30'13.035
2	8.627	16.722	36.562	31.133	5'26.950	6'59.994 P	243.5	9:37'13.029
3	13.546	17.057	35.477	30.186	23.590	1'59.856 P	192.3	9:39'12.885
4	8.628	15.836	**34.541**	**29.738**	**23.249**	**1'51.992**	241.8	9:41'04.877
5	8.591	**15.738**	34.688	29.748	23.258	1'52.023	**244.6**	9:42'56.900

3° 99 P. JACOBSEN (1'52.080)

Lap	Seg. 1	Seg. 2	Seg. 3	Seg. 4	Seg. 5	Lap Time	km/h	Local Time
								9:29'26.240
1	13.655	18.593	36.752	30.802	24.016	2'03.818 P	181.9	9:31'30.058
2	8.677	15.975	35.689	30.008	23.531	1'53.880	241.3	9:33'23.938
3	8.620	15.743	34.929	30.159	23.446	1'52.897	242.4	9:35'16.835
4	**8.559**	15.796	34.911	**29.797**	23.318	1'52.381	**243.5**	9:37'09.216
5	8.638	15.734	35.536	29.894	23.252	1'53.054	242.4	9:39'02.270
6	8.594	15.693	34.811	30.123	23.253	1'52.474	241.8	9:40'54.744
7	8.596	**15.665**	**34.751**	29.841	**23.227**	**1'52.080**	242.9	9:42'46.824

4° 111 K. SMITH (1'52.297)

Lap	Seg. 1	Seg. 2	Seg. 3	Seg. 4	Seg. 5	Lap Time	km/h	Local Time
								9:28'20.299
1	15.510	22.165	38.078	31.682	24.098	2'11.533 P	183.7	9:30'31.832
2	8.573	17.611	35.826	30.358	23.503	1'55.871	241.8	9:32'27.703
3	8.528	15.861	34.819	30.069	**23.132**	1'52.409	242.9	9:34'20.112
4	8.524	15.777	**34.683**	**29.946**	23.548	1'52.478	243.5	9:36'12.590
5	8.507	16.234	35.366	**29.946**	23.251	1'53.304	245.1	9:38'05.894
6	**8.457**	**15.682**	34.953	30.018	23.187	**1'52.297**	**245.7**	9:39'58.191
7	8.559	15.858	35.003	30.038	23.277	1'52.735	243.5	9:41'50.926

5° 32 S. MORAIS (1'52.300)

Lap	Seg. 1	Seg. 2	Seg. 3	Seg. 4	Seg. 5	Lap Time	km/h	Local Time
								9:28'41.096
1	14.254	19.768	38.733	32.049	24.068	2'08.872 P	161.9	9:30'49.968
2	8.520	16.768	35.570	30.631	23.767	1'55.256	245.1	9:32'45.224
3	8.436	15.926	35.028	30.494	1'18.102	2'47.986 P	247.4	9:35'33.210
4	14.278	16.875	35.636	30.113	23.529	2'00.431 P	190.9	9:37'33.641
5	8.467	15.902	34.877	30.252	23.407	1'52.905	245.7	9:39'26.546
6	8.455	**15.845**	**34.749**	**29.927**	**23.324**	**1'52.300**	246.8	9:41'18.846
7	**8.428**	16.264	35.103	30.460	23.451	1'53.706	**248.5**	9:43'12.552

6° 61 A. ZACCONE (1'52.688)

Lap	Seg. 1	Seg. 2	Seg. 3	Seg. 4	Seg. 5	Lap Time	km/h	Local Time
								9:28'58.610
1	13.510	20.205	39.125	31.320	24.650	2'08.810 P	186.3	9:31'07.420
2	8.709	17.040	35.565	30.389	23.916	1'55.619	240.2	9:33'03.039
3	8.652	16.210	35.208	30.309	24.509	1'54.888 C	241.3	9:34'57.927
4	8.819	15.943	35.068	29.963	23.506	1'53.299	239.7	9:36'51.226
5	8.668	15.813	**34.973**	**29.707**	23.527	**1'52.688**	241.3	9:38'43.914
6	8.642	15.810	39.304	34.411	23.709	2'01.876	241.3	9:40'45.790
7	**8.595**	15.848	35.106	29.815	**23.432**	1'52.796	**243.5**	9:42'38.586

7° 16 J. CLUZEL (1'52.688)

Lap	Seg. 1	Seg. 2	Seg. 3	Seg. 4	Seg. 5	Lap Time	km/h	Local Time
								9:29'11.099
1	15.703	18.082	36.909	30.511	24.026	2'05.231 P	181.0	9:31'16.330
2	8.457	16.005	35.307	30.032	23.920	1'53.721	245.7	9:33'10.051
3	8.494	15.965	35.235	30.255	25.777	1'55.726	246.2	9:35'05.777
4	8.448	15.956	35.031	29.936	23.657	1'53.028	246.2	9:36'58.805
5	8.424	15.995	**35.019**	29.955	23.555	1'52.948	247.4	9:38'51.753
6	8.431	15.896	35.104	29.990	**23.521**	1'52.942	246.8	9:40'44.695
7	**8.398**	15.846	35.051	**29.832**	23.561	**1'52.688**	**249.1**	9:42'37.383

8° 11 C. GAMARINO (1'52.909)

Lap	Seg. 1	Seg. 2	Seg. 3	Seg. 4	Seg. 5	Lap Time	km/h	Local Time
								9:28'34.441
1	12.714	18.780	37.543	31.237	24.006	2'04.280 P	193.3	9:30'38.721
2	8.550	16.388	35.586	30.624	23.701	1'54.849	243.5	9:32'33.570
3	**8.501**	16.040	34.960	30.658	24.126	1'54.285	**246.2**	9:34'27.855
4	8.716	15.900	35.014	30.486	23.653	1'53.769	240.8	9:36'21.624
5	8.526	15.861	35.153	36.624	23.578	1'59.742	243.5	9:38'21.366
6	8.614	15.841	**34.854**	30.573	**23.553**	1'53.435	239.7	9:40'14.801
7	8.566	**15.751**	34.876	**30.104**	23.612	**1'52.909**	239.7	9:42'07.710

9° 14 J. KENNEDY (1'53.301)

Lap	Seg. 1	Seg. 2	Seg. 3	Seg. 4	Seg. 5	Lap Time	km/h	Local Time
								9:28'21.680
1	14.597	20.451	39.938	33.193	24.652	2'12.831 P	175.4	9:30'34.511
2	8.546	18.095	36.852	30.818	23.886	1'58.197	234.5	9:32'32.708
3	8.564	16.112	35.236	30.739	23.869	1'54.520	237.0	9:34'27.228
4	**8.457**	16.278	35.143	30.408	23.736	1'54.022	**244.0**	9:36'21.250
5	8.583	16.139	35.091	30.227	**23.343**	1'53.383	238.1	9:38'14.633
6	8.625	16.113	35.016	**30.125**	23.422	**1'53.301**	239.1	9:40'07.934
7	8.598	**16.076**	**34.918**	30.284	23.456	1'53.332	239.1	9:42'01.266

10° 78 H. OKUBO (1'53.477)

Lap	Seg. 1	Seg. 2	Seg. 3	Seg. 4	Seg. 5	Lap Time	km/h	Local Time
								9:28'12.973
1	13.698	18.458	36.889	30.733	25.001	2'04.779 P	192.3	9:30'17.752
2	8.581	16.365	35.763	30.876	24.030	1'55.615	241.8	9:32'13.367
3	8.554	16.381	35.351	30.371	23.771	1'54.428	242.4	9:34'07.795
4	8.605	16.154	35.384	**29.995**	23.860	1'53.998	239.7	9:36'01.793
5	8.595	48.350	41.782	30.505	24.077	2'33.309	240.2	9:38'35.102
6	**8.533**	16.422	35.237	30.093	**23.605**	1'53.890	**244.0**	9:40'28.992
7	8.563	**15.931**	35.142	30.182	23.659	**1'53.477**	243.5	9:42'22.469

11° 47 R. HARTOG (1'53.500)

Lap	Seg. 1	Seg. 2	Seg. 3	Seg. 4	Seg. 5	Lap Time	km/h	Local Time
		19.334	36.944	31.033	24.053		195.0	9:30'01.569
1	8.543	16.214	35.411	31.910	23.782	1'55.860	243.5	9:31'57.429
2	8.538	16.320	35.443	30.550	23.606	1'54.457	244.0	9:33'51.886
3	8.541	16.127	35.231	30.629	23.642	1'54.170	244.0	9:35'46.056
4	**8.514**	**16.012**	35.177	30.336	**23.461**	**1'53.500**	244.0	9:37'39.556
5	8.517	16.153	35.376	**30.188**	25.277	1'55.511	243.5	9:39'35.067
6	8.516	16.073	35.315	32.934	24.044	1'56.882	**246.2**	9:41'31.949
7	8.524	16.022	**35.070**	30.276	23.658	1'53.550	245.1	9:43'25.499

12° 38 H. SOOMER (1'53.554)

Lap	Seg. 1	Seg. 2	Seg. 3	Seg. 4	Seg. 5	Lap Time	km/h	Local Time
		19.115	37.623	31.084	24.094		192.6	9:30'02.718
1	8.664	16.188	35.399	31.835	24.030	1'56.116	241.3	9:31'58.834
2	8.609	16.023	35.414	30.225	23.756	1'54.027	**242.9**	9:33'52.861
3	8.630	**15.815**	35.131	30.348	23.703	1'53.627	**242.9**	9:35'46.488
4	8.732	15.847	35.470	30.477	**23.558**	1'54.084	241.8	9:37'40.572
5	**8.606**	15.850	35.273	30.380	23.620	1'53.729	**242.9**	9:39'34.301
6	8.664	16.098	35.283	30.654	23.799	1'54.498	241.8	9:41'28.799
7	8.706	15.935	**35.038**	**30.138**	23.737	**1'53.554**	241.3	9:43'22.353

13° 84 L. CRESSON (1'53.734)

Lap	Seg. 1	Seg. 2	Seg. 3	Seg. 4	Seg. 5	Lap Time	km/h	Local Time
								9:30'05.381
1	13.228	18.077	36.852	37.156	23.646	2'08.959 P	199.4	9:32'14.340
2	8.457	16.060	**35.062**	30.634	23.586	1'53.799	245.7	9:34'08.139
3	8.457	**16.049**	35.513	30.505	**23.427**	1'53.951	**246.8**	9:36'02.090
4	**8.408**	16.142	35.363	**30.198**	23.623	**1'53.734**	245.1	9:37'55.824
5	8.486	16.485	39.320	30.697	3'25.851	5'00.839 P	244.0	9:42'56.663

14° 26 K. WATANABE (1'53.909)

Lap	Seg. 1	Seg. 2	Seg. 3	Seg. 4	Seg. 5	Lap Time	km/h	Local Time
								9:28'07.625
1	13.966	19.550	38.826	32.108	24.555	2'09.005 P	188.6	9:30'16.630
2	8.715	16.553	35.659	30.434	23.991	1'55.352	238.1	9:32'11.982
3	8.763	16.267	35.546	30.341	26.539	1'57.456	236.5	9:34'09.438
4	8.616	16.109	35.448	30.486	23.774	1'54.433	**240.8**	9:36'03.871
5	**8.615**	16.014	35.382	**30.198**	24.239	1'54.448	239.1	9:37'58.319
6	8.960	**15.997**	35.527	30.228	23.775	1'54.487	234.0	9:39'52.806
7	8.700	16.150	**35.200**	30.210	**23.649**	**1'53.909**	234.0	9:41'46.715
8	8.680	16.195	35.412	30.534	23.762	1'54.583 C	238.6	9:43'41.298

13/05/2017 **P = Pits In/Out - C = Lap-Time Cancelled**

These data/results cannot be reproduced, stored and/or transmitted in whole or in part by any manner of electronic, mechanical, photocopying, recording, broadcasting or otherwise now known or herein after developed without the previous express consent by the copyright owner, except for reproduction in daily press and regular printed publications on sale to the public within 60 days of the event related to those data/results and always provided that copyright symbol appears together as follows below.
© DORNA WSBK ORGANIZATION Srl 2017

PIRELLI Official Tyre Supplier
TISSOT SWISS WATCHES SINCE 1853 Official Timekeeper

SUPERSPORT FIM WORLD CHAMPIONSHIP

4.2
WorldSSP
102/05

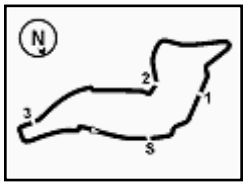

Italian Round, 12-13-14 May 2017

World Supersport - Best Sector & Speed Free Practice 3rd Session

Imola Circuit 4.936 m

15° 81 L. STAPLEFORD (1'53.955)

Lap	Seg. 1	Seg. 2	Seg. 3	Seg. 4	Seg. 5	Lap Time	km/h	Local Time
								9:28'43.809
1	14.504	20.103	38.003	31.743	24.260	2'08.613 P	172,3	9:30'52.422
2	8.661	17.027	36.014	30.614	23.803	1'56.119	231.5	9:32'48.541
3	8.543	16.508	35.321	30.609	24.124	1'55.105	237.6	9:34'43.646
4	8.542	16.331	35.370	**30.368**	23.761	1'54.372	235.5	9:36'38.018
5	**8.467**	16.211	36.361	30.792	23.973	1'55.804	**242.4**	9:38'33.822
6	8.570	16.252	35.180	30.406	**23.614**	1'54.022	241,3	9:40'27.844
7	8.487	16.097	**35.129**	30.503	23.739	**1'53.955**	**242.4**	9:42'21.799

16° 4 G. REA (1'53.957)

Lap	Seg. 1	Seg. 2	Seg. 3	Seg. 4	Seg. 5	Lap Time	km/h	Local Time
								9:28'21.164
1	15.357	20.613	39.249	31.934	24.293	2'11.446 P	155,4	9:30'32.610
2	8.570	17.466	35.988	30.407	**23.745**	1'56.176	**242.9**	9:32'28.786
3	8.532	16.139	35.241	30.401	23.834	1'54.147	241.3	9:34'22.933
4	8.568	16.120	35.381	30.430	23.944	1'54.443	241.8	9:36'17.376
5	8.590	16.722	39.336	36.438	23.771	2'04.857	241,3	9:38'22.233
6	8.604	**16.026**	**35.086**	**30.360**	23.881	**1'53.957**	241,8	9:40'16.190
7	**8.514**	16.197	35.374	30.444	24.960	1'55.489	242,4	9:42'11.679

17° 44 R. ROLFO (1'53.986)

Lap	Seg. 1	Seg. 2	Seg. 3	Seg. 4	Seg. 5	Lap Time	km/h	Local Time
								9:28'45.923
1	13.362	19.381	38.169	32.075	25.031	2'08.018 P	178.0	9:30'53.941
2	8.739	16.929	36.015	30.882	23.883	1'56.448	239,7	9:32'50.389
3	8.630	16.183	35.245	30.721	23.988	1'54.767	**241.8**	9:34'45.156
4	8.627	16.202	35.197	30.654	23.632	1'54.312	**241.8**	9:36'39.468
5	8.661	16.080	35.510	30.637	23.794	1'54.682	239.1	9:38'34.150
6	**8.613**	16.166	**35.152**	30.377	23.678	**1'53.986**	239.1	9:40'28.136
7	8.673	16.218	36.525	**30.237**	**23.550**	1'55.203	240.8	9:42'23.339

18° 63 Z. KHAIRUDDIN (1'54.085)

Lap	Seg. 1	Seg. 2	Seg. 3	Seg. 4	Seg. 5	Lap Time	km/h	Local Time
								9:28'33.820
1	14.267	19.487	39.296	32.382	24.346	2'09.778 P	182,5	9:30'43.598
2	8.589	16.877	36.164	30.679	23.814	1'56.123	**240.2**	9:32'39.721
3	**8.509**	16.695	35.669	30.620	28.935	2'00.428	238.1	9:34'40.149
4	8.583	16.529	35.646	30.473	24.646	1'55.877	**240.2**	9:36'36.026
5	8.577	16.624	35.725	30.308	23.902	1'55.136	239.1	9:38'31.162
6	8.655	20.477	46.160	35.941	23.952	2'15.185	224.7	9:40'46.347
7	8.530	**16.189**	**35.410**	**30.258**	**23.698**	**1'54.085**	**240.2**	9:42'40.432

19° 25 A. BALDOLINI (1'54.260)

Lap	Seg. 1	Seg. 2	Seg. 3	Seg. 4	Seg. 5	Lap Time	km/h	Local Time
								9:28'06.558
1	13.043	18.673	37.281	35.884	1'55.565	3'40.446 C	183,4	9:31'47.004
2	13.190	17.830	38.242	34.158	24.419	2'07.839 C	185.0	9:33'54.843
3	8.617	16.090	35.299	**30.480**	**23.774**	**1'54.260**	241,8	9:35'49.103
4	8.582	**15.909**	37.432	39.017	26.392	2'07.332	241.8	9:37'56.435
5	8.584	16.052	42.765	32.565	26.517	2'06.483	**242.9**	9:40'02.918
6	8.543	16.183	38.090	31.090	24.815	1'58.721	239.1	9:42'01.639

20° 65 M. CANDUCCI (1'54.463)

Lap	Seg. 1	Seg. 2	Seg. 3	Seg. 4	Seg. 5	Lap Time	km/h	Local Time
								9:28'25.414
1	13.529	19.924	38.114	31.789	24.444	2'07.800 P	191,9	9:30'33.214
2	8.491	17.421	36.504	31.597	24.533	1'58.546	236.5	9:32'31.760
3	8.491	16.323	35.721	30.704	24.080	1'55.319	244,6	9:34'27.079
4	8.561	16.213	35.437	30.940	23.909	1'55.060	245,1	9:36'22.139
5	**8.464**	16.228	**35.398**	**30.399**	23.974	**1'54.463**	**247.9**	9:38'16.602
6	8.558	**16.138**	35.666	30.562	24.008	1'54.932	241,8	9:40'11.534
7	8.544	16.205	35.888	30.401	**23.883**	1'54.921	244.0	9:42'06.455

21° 13 A. WEST (1'54.830)

Lap	Seg. 1	Seg. 2	Seg. 3	Seg. 4	Seg. 5	Lap Time	km/h	Local Time
								9:30'21.502
1	14.795	21.054	42.497	32.193	24.606	2'15.145 P	167,7	9:32'36.647
2	8.626	16.778	35.864	31.318	25.089	1'57.675	230,5	9:34'34.322
3	8.634	16.461	35.608	37.553	24.348	2'02.604	239,1	9:36'36.926
4	**8.550**	16.673	35.615	**30.454**	23.833	1'55.125	**241.3**	9:38'32.051
5	8.595	16.397	**35.521**	30.557	**23.760**	**1'54.830**	239,7	9:40'26.881
6	8.616	16.333	36.386	32.082	24.026	1'57.443	238,1	9:42'24.324

22° 10 N. CALERO (1'54.929)

Lap	Seg. 1	Seg. 2	Seg. 3	Seg. 4	Seg. 5	Lap Time	km/h	Local Time
								9:28'34.279
1	14.205	19.184	37.506	33.258	26.403	2'10.556 P	190,6	9:30'44.835
2	8.703	16.671	35.655	30.931	**23.705**	1'55.665	241.3	9:32'40.500
3	8.658	16.311	**35.352**	30.724	26.999	1'58.044	240,8	9:34'38.544
4	9.037	17.243	37.961	33.764	24.032	2'02.037	222,4	9:36'40.581
5	8.696	**16.124**	35.390	**30.509**	24.210	**1'54.929**	242,9	9:38'35.510
6	**8.599**	16.143	36.669	32.274	1'27.762	3'01.447 C	**244.6**	9:41'36.957
7	13.525	18.447	40.128	32.518	25.242	2'09.860 C	183.1	9:43'46.817

23° 74 J. VAN SIKKELERUS (1'55.397)

Lap	Seg. 1	Seg. 2	Seg. 3	Seg. 4	Seg. 5	Lap Time	km/h	Local Time
		19.557	37.962	32.446	25.159		178,6	9:30'06.163
1	**8.599**	16.872	36.342	31.195	24.019	1'57.027	233.0	9:32'03.190
2	8.739	16.592	35.954	31.098	23.869	1'56.252	235.5	9:33'59.442
3	8.615	16.458	35.807	31.065	23.928	1'55.873	237.0	9:35'55.315
4	8.647	16.398	35.848	**30.844**	**23.660**	**1'55.397**	235.0	9:37'50.712
5	8.652	16.341	37.817	32.834	29.919	2'05.563	235.0	9:39'56.275
6	8.808	16.389	37.087	31.163	24.003	1'57.450	235,5	9:41'53.725
7	8.623	**16.219**	**35.483**	31.674	29.249	2'01.248 C	**237.6**	9:43'54.973

24° 70 R. MULHAUSER (1'55.420)

Lap	Seg. 1	Seg. 2	Seg. 3	Seg. 4	Seg. 5	Lap Time	km/h	Local Time
								9:27'55.749
1	15.991	19.738	37.390	32.234	24.771	2'10.124 P	186.9	9:30'05.873
2	8.683	16.935	35.740	30.836	24.069	1'56.263	237.0	9:32'02.136
3	**8.652**	16.451	35.506	**30.807**	**24.004**	**1'55.420**	**238.6**	9:33'57.556
4	8.681	16.346	**35.503**	52.908	2'30.484	4'23.922 P	238,1	9:38'21.478
5	14.698	25.048	45.636	32.459	24.347	2'22.188 P	177.7	9:40'43.666
6	8.684	16.389	40.615	31.097	24.053	2'00.838	237.0	9:42'44.504

25° 73 J. CRETARO (1'55.520)

Lap	Seg. 1	Seg. 2	Seg. 3	Seg. 4	Seg. 5	Lap Time	km/h	Local Time
								9:28'05.984
1	14.198	20.167	38.761	32.658	25.219	2'11.003 P	164,4	9:30'16.987
2	8.962	16.582	36.432	30.978	**24.331**	1'57.285	235,5	9:32'14.272
3	**8.826**	**16.111**	**35.442**	**30.627**	24.514	**1'55.520**	**238.1**	9:34'09.792

26° 122 D. CORRADI (1'55.937)

Lap	Seg. 1	Seg. 2	Seg. 3	Seg. 4	Seg. 5	Lap Time	km/h	Local Time
								9:30'05.745
1	14.141	18.463	37.743	31.655	24.496	2'06.498 P	185,6	9:32'12.243
2	8.751	16.563	35.900	31.581	24.101	1'56.896	235.0	9:34'09.139
3	8.921	16.605	**35.775**	31.443	24.129	1'56.873	233.0	9:36'06.012
4	8.950	16.776	36.399	31.364	24.078	1'57.567	226.6	9:38'03.579
5	8.852	**16.511**	39.136	31.093	24.120	1'59.712	232,4	9:40'03.291
6	**8.676**	16.661	35.884	**30.900**	**23.816**	**1'55.937**	**236.0**	9:41'59.228

27° 52 M. MALONE (1'56.097)

Lap	Seg. 1	Seg. 2	Seg. 3	Seg. 4	Seg. 5	Lap Time	km/h	Local Time
								9:28'05.000
1	14.241	19.226	37.627	39.217	24.876	2'15.187 C	178,3	9:30'20.187
2	8.640	16.784	36.380	31.188	24.251	1'57.243	241.8	9:32'17.430
3	8.599	16.696	36.232	31.015	24.087	1'56.629	241,3	9:34'14.059
4	8.595	16.380	36.043	30.960	24.119	**1'56.097**	243,5	9:36'10.156
5	8.624	18.379	36.681	**30.657**	**23.904**	1'58.245	244,0	9:38'08.401
6	8.568	**16.204**	**35.849**	1'01.831	25.071	2'27.523	243,5	9:40'35.924
7	8.659	18.424	36.088	30.856	24.268	1'58.295	241.3	9:42'34.219

28° 56 P. SEBESTYÉN (1'56.671)

Lap	Seg. 1	Seg. 2	Seg. 3	Seg. 4	Seg. 5	Lap Time	km/h	Local Time
								9:28'13.264
1	14.529	18.753	44.830	40.672	24.695	2'23.479 P	185,6	9:30'36.743
2	**8.646**	16.455	36.541	30.775	**24.254**	**1'56.671**	**242.4**	9:32'33.414

29° 83 L. EPIS (1'56.698)

Lap	Seg. 1	Seg. 2	Seg. 3	Seg. 4	Seg. 5	Lap Time	km/h	Local Time
								9:28'23.893
1	13.148	19.582	39.192	32.219	24.934	2'09.075 P	184.1	9:30'32.968
2	**8.581**	17.366	36.457	**31.390**	24.492	1'58.286	**241.3**	9:32'31.254
3	8.706	16.465	**35.573**	31.573	24.381	**1'56.698**	**241.3**	9:34'27.952
4	8.669	16.376	35.582	35.327	24.591	2'00.545	235,5	9:36'28.497
5	8.784	16.568	36.403	31.440	24.249	1'57.444	240.2	9:38'25.941
6	8.642	**16.177**	37.029	31.764	**24.233**	1'57.845	240.8	9:40'23.786
7	8.655	16.317	37.103	31.940	24.547	1'58.562	240,2	9:42'22.348

13/05/2017 **P = Pits In/Out - C = Lap-Time Cancelled**

These data/results cannot be reproduced, stored and/or transmitted in whole or in part by any manner of electronic, mechanical, photocopying, recording, broadcasting or otherwise now known or herein after developed without the previous express consent by the copyright owner, except for reproduction in daily press and regular printed publications on sale to the public within 60 days of the event related to those data/results and always provided that copyright symbol appears together as follows below.
© DORNA WSBK ORGANIZATION Srl 2017

PIRELLI Official Tyre Supplier
TISSOT SWISS WATCHES SINCE 1853 Official Timekeeper

SUPERSPORT FIM WORLD CHAMPIONSHIP

4.2

WorldSSP

102/05

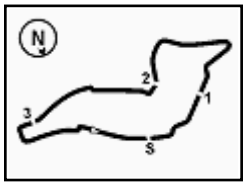

Imola Circuit 4.936 m

Italian Round, 12-13-14 May 2017

World Supersport - Best Sector & Speed Free Practice 3rd Session

30° 66 N. TUULI (1'56.939)

Lap	Seg. 1	Seg. 2	Seg. 3	Seg. 4	Seg. 5	Lap Time	km/h	Local Time
								9:28'48.040
1	14.934	19.828	39.987	33.991	25.701	2'14.441 P	167.0	9:31'02.481
2	8.986	17.697	37.997	32.476	24.572	2'01.728	230.5	9:33'04.209
3	8.838	16.995	36.510	33.062	1'21.332	2'56.737 P	237.0	9:36'00.946
4	13.732	17.644	37.085	31.611	24.522	2'04.594 P	169.6	9:38'05.540
5	8.781	16.413	36.405	31.141	24.199	**1'56.939**	236.0	9:40'02.479
6	8.796	16.283	37.341	**30.877**	**23.891**	1'57.188	237.6	9:41'59.667

31° 92 H. KUNIKAWA (1'57.359)

Lap	Seg. 1	Seg. 2	Seg. 3	Seg. 4	Seg. 5	Lap Time	km/h	Local Time
								9:28'15.117
1	13.909	19.460	43.523	37.388	24.972	2'19.252 P	174.0	9:30'34.369
2	8.671	17.804	38.118	31.407	**24.341**	2'00.341	233.5	9:32'34.710
3	8.599	17.077	36.680	31.403	28.076	2'01.835	**240.8**	9:34'36.545
4	8.824	16.991	36.443	31.179	26.369	1'59.806	237.6	9:36'36.351
5	**8.592**	17.229	36.713	31.235	24.439	1'58.208	240.2	9:38'34.559
6	8.750	**16.869**	36.379	32.958	27.065	2'02.021	239.7	9:40'36.580
7	8.662	16.872	**36.321**	**31.138**	24.366	**1'57.359**	239.7	9:42'33.939

32° 7 D. PIZZOLI (1'58.109)

Lap	Seg. 1	Seg. 2	Seg. 3	Seg. 4	Seg. 5	Lap Time	km/h	Local Time
								9:28'16.552
1	14.269	20.468	46.916	33.235	28.526	2'23.414 P	158.6	9:30'39.966
2	8.774	18.007	41.325	39.233	24.976	2'12.315	210.7	9:32'52.281
3	8.744	17.030	37.276	31.841	26.283	2'01.174	235.0	9:34'53.455
4	8.739	16.924	36.935	32.995	24.906	2'00.499	225.2	9:36'53.954
5	8.730	18.139	38.707	31.312	**24.585**	2'01.473	231.9	9:38'55.427
6	8.712	16.838	39.256	33.164	25.030	2'03.000	**237.0**	9:40'58.427
7	**8.657**	**16.799**	**36.716**	**31.301**	24.636	**1'58.109**	235.0	9:42'56.536

33° 48 G. SCARCELLA (1'58.266)

Lap	Seg. 1	Seg. 2	Seg. 3	Seg. 4	Seg. 5	Lap Time	km/h	Local Time
								9:28'24.492
1	15.677	19.232	38.636	33.059	25.041	2'11.645 P	177.7	9:30'36.137
2	8.712	17.024	37.567	31.667	**24.263**	1'59.233	235.5	9:32'35.370
3	**8.606**	16.718	36.742	32.186	25.559	1'59.811	**239.1**	9:34'35.181
4	8.705	**16.675**	**36.394**	31.908	24.584	**1'58.266**	235.5	9:36'33.447
5	8.679	17.066	44.025	**31.551**	24.516	2'05.837	231.9	9:38'39.284

34° 9 C. LONDON (1'59.792)

Lap	Seg. 1	Seg. 2	Seg. 3	Seg. 4	Seg. 5	Lap Time	km/h	Local Time
		22.687	46.480	38.101	29.680		156.5	9:30'27.596
1	10.738	21.762	43.372	36.718	28.284	2'20.874	182.8	9:32'48.470
2	10.540	18.706	40.455	35.294	27.862	2'12.857	190.6	9:35'01.327
3	9.417	18.182	38.668	33.457	25.195	2'04.919	214.0	9:37'06.246
4	9.020	17.300	37.273	42.083	24.942	2'10.618 C	230.5	9:39'16.864
5	8.954	**17.273**	37.271	32.691	24.703	2'00.892	**231.5**	9:41'17.756
6	**8.925**	17.352	**36.781**	**32.194**	**24.540**	**1'59.792**	**231.5**	9:43'17.548

35° 77 K. RYDE

Lap	Seg. 1	Seg. 2	Seg. 3	Seg. 4	Seg. 5	Lap Time	km/h	Local Time
								9:28'03.923
1	13.344	18.274	37.475	33.317	27.085	2'09.495 P	194.3	9:30'13.418

36° 144 L. MAHIAS

Lap	Seg. 1	Seg. 2	Seg. 3	Seg. 4	Seg. 5	Lap Time	km/h	Local Time
								9:29'14.323
1	20.314	18.430	37.228	30.691	23.802	2'10.465 P	177.1	9:31'24.788

13/05/2017 **P = Pits In/Out - C = Lap-Time Cancelled**

These data/results cannot be reproduced, stored and/or transmitted in whole or in part by any manner of electronic, mechanical, photocopying, recording, broadcasting or otherwise now known or herein after developed without the previous express consent by the copyright owner, except for reproduction in daily press and regular printed publications on sale to the public within 60 days of the event related to those data/results and always provided that copyright symbol appears together as follows below.
© DORNA WSBK ORGANIZATION Srl 2017

PIRELLI Official Tyre Supplier
TISSOT SWISS WATCHES SINCE 1853 Official Timekeeper