

Imola Circuit 4.936 m

1 / 2

Italian Round, 12-13-14 May 2017

World Supersport 300 - Results Race

Laps 11 = 54,296 Km - Time Of Race 24'21.227 - Avg. 133,768 km/h

| Pos | Race Grid | No. Rider | Nat | Team | Bike | LL | Gap | Fastest Lap | Speed | Qualifying | | Ranking | | |
|--------------------------|-----------|--------------------|-----|-------------------------------------|--------------------|----|----------|-------------|-------|------------|-------|---------|-----|-----|
| | | | | | | | | | | Time | Speed | R | Tot | Pos |
| 1 | 5 | 41 M. GARCIA | ESP | Halcourier Racing | Yamaha YZF-R3 | 11 | | 2'11.824 | 179,2 | 2'11.964 | 173,7 | 25 | 35 | 4 |
| 2 | 2 | 15 A. COPPOLA | ITA | SK Racing | Yamaha YZF-R3 | 11 | 0.177 | 2'11.963 | 173,1 | 2'11.648 | 172,8 | 20 | 41 | 2 |
| 3 | 9 | 22 M. KALININ | UKR | Team MOTOXRACING | Yamaha YZF-R3 | 11 | 1.676 | 2'11.483 | 178,9 | 2'13.059 | 174,8 | 16 | 16 | 12 |
| 4 P | 3 | 25 B. SÁNCHEZ | ESP | Halcourier Racing | Yamaha YZF-R3 | 11 | 1.966 | 2'11.629 | 177,4 | 2'11.833 | 175,9 | 13 | 39 | 3 |
| 5 | 6 | 95 G. DE GRUTTOLA | ITA | SK Racing | Yamaha YZF-R3 | 11 | 1.987 | 2'11.448 | 184,1 | 2'12.086 | 173,7 | 11 | 23 | 7 |
| 6 | 7 | 20 D. LOUREIRO | RSA | DS Junior Team | Yamaha YZF-R3 | 11 | 2.143 | 2'11.244 | 182,5 | 2'12.253 | 180,4 | 10 | 29 | 5 |
| 7 | 14 | 91 L. BERNARDI | RSM | MotorZenit | Yamaha YZF-R3 | 11 | 2.182 | 2'11.600 | 183,4 | 2'12.839 | 179,2 | 9 | 9 | 16 |
| 8 | 8 | 99 P. GRASSIA | ITA | 3570 Made in CIV | Kawasaki Ninja 300 | 11 | 2.325 | 2'11.357 | 182,5 | 2'12.292 | 174,5 | 8 | 18 | 11 |
| 9 | 10 | 6 R. SCHOTMAN | NED | GRT Yamaha WorldSSP300 Team | Yamaha YZF-R3 | 11 | 2.502 | 2'11.743 | 181,9 | 2'13.261 | 175,9 | 7 | 7 | 17 |
| 10 | 1 | 88 M. PEREZ | ESP | WILSport Racedays | Honda CBR500R | 11 | 3.403 | 2'11.922 | 170,9 | 2'10.115 | 176,2 | 6 | 22 | 8 |
| 11 | 21 | 75 S. DEROUE | NED | MTM HS Kawasaki | Kawasaki Ninja 300 | 11 | 10.599 | 2'12.399 | 184,4 | 2'14.460 | 177,7 | 5 | 55 | 1 |
| 12 | 13 | 2 A. CARRASCO | ESP | ETG Racing | Kawasaki Ninja 300 | 11 | 10.692 | 2'12.686 | 180,4 | 2'12.825 | 178,3 | 4 | 19 | 10 |
| 13 | 31 | 33 D. VALLE | ESP | Halcourier Racing | Yamaha YZF-R3 | 11 | 10.900 | 2'12.602 | 178,9 | 2'15.969 | 172,3 | 3 | 23 | 6 |
| 14 | 26 | 12 A. RUSMIPUTRO | INA | Pertamina Almeria Racing Team | Yamaha YZF-R3 | 11 | 11.280 | 2'12.484 | 180,7 | 2'14.799 | 172,8 | 2 | 2 | 23 |
| 15 | 12 | 18 A. MURLEY | GBR | Team Toth | Yamaha YZF-R3 | 11 | 11.714 | 2'12.523 | 178,0 | 2'14.302 | 168,0 | 1 | 10 | 15 |
| 16 | 17 | 79 C. TAYLOR | GBR | MTM HS Kawasaki | Kawasaki Ninja 300 | 11 | 11.827 | 2'12.697 | 179,5 | 2'13.870 | 176,8 | | | |
| 17 | 25 | 23 M. BASTIANELLI | ITA | 3570 Made in CIV | Kawasaki Ninja 300 | 11 | 15.474 | 2'12.690 | 178,9 | 2'14.682 | 167,5 | 4 | 22 | |
| 18 | 18 | 14 E. DE LA VEGA | FRA | GRT Yamaha WorldSSP300 Team | Yamaha YZF-R3 | 11 | 15.807 | 2'12.873 | 178,9 | 2'14.018 | 174,5 | | | |
| 19 | 11 | 13 J. FACCO | ITA | Bierreti By 2R | Yamaha YZF-R3 | 11 | 23.769 | 2'13.225 | 179,5 | 2'13.942 | 168,3 | 4 | 21 | |
| 20 | 27 | 27 F. ROVELLI | ITA | ParkinGO DS Junior Team | Yamaha YZF-R3 | 11 | 28.268 | 2'13.900 | 177,1 | 2'14.962 | 175,9 | | | |
| 21 | 22 | 80 A. PONTONE | ITA | IODARacing | Yamaha YZF-R3 | 11 | 29.041 | 2'13.703 | 175,4 | 2'14.479 | 176,5 | 2 | 25 | |
| 22 | 16 | 87 A. LICCIARDI | BEL | Team Trasimeno | Yamaha YZF-R3 | 11 | 29.053 | 2'14.405 | 178,0 | 2'13.691 | 176,2 | 11 | 13 | |
| 23 | 24 | 84 M. CARBONERA | ITA | SK Racing | Yamaha YZF-R3 | 11 | 29.147 | 2'14.184 | 178,0 | 2'14.678 | 174,5 | | | |
| 24 | 15 | 35 A. TRIGLIA | ITA | Scuderia Maranga Racing | Honda CBR500R | 11 | 33.087 | 2'14.772 | 174,8 | 2'13.403 | 177,4 | | | |
| 25 | 29 | 17 G. NODERER | GER | Scuderia Maranga Racing | Honda CBR500R | 11 | 33.789 | 2'14.725 | 173,7 | 2'15.353 | 173,1 | 2 | 24 | |
| 26 | 20 | 19 E. ROVELLI | ITA | ParkinGO DS Junior Team | Yamaha YZF-R3 | 11 | 42.042 | 2'15.559 | 176,8 | 2'14.456 | 176,2 | | | |
| 27 | 34 | 9 R. DOORAKKERS | NED | MVR Racing | Yamaha YZF-R3 | 11 | 50.299 | 2'15.322 | 174,8 | 2'17.479 | 171,7 | 7 | 18 | |
| 28 | 30 | 52 T. BEZUIDENHOUT | RSA | Team Toth | Yamaha YZF-R3 | 11 | 50.579 | 2'16.040 | 173,1 | 2'15.593 | 170,1 | | | |
| 29 | 32 | 21 A. BIDDLE | NZL | Sourz Foods - Benjan Racing | Kawasaki Ninja 300 | 11 | 51.628 | 2'16.141 | 177,4 | 2'16.382 | 175,4 | | | |
| 30 | 28 | 7 N. SETTIMO | ITA | Bierreti By 2R | Yamaha YZF-R3 | 11 | 51.756 | 2'16.220 | 175,9 | 2'15.324 | 174,5 | | | |
| 31 | 33 | 62 J. SCHULTZ | RSA | DDM by BWG_Bike & Motor RT_Grimaldi | Kawasaki Ninja 300 | 11 | 56.472 | 2'16.477 | 176,2 | 2'16.458 | 172,8 | | | |
| 32 | 35 | 94 C. MITCHELL | GBR | Hopkins Racing | Kawasaki Ninja 300 | 11 | 1'10.605 | 2'18.148 | 175,7 | 2'17.665 | 173,4 | | | |
| 33 | 36 | 11 N. CUPAIOLI | ITA | 3ENNE#Racing | Yamaha YZF-R3 | 11 | 1'22.172 | 2'19.265 | 169,3 | 2'19.464 | 174,8 | | | |
| -----Not Classified----- | | | | | | | | | | | | | | |
| RET | 19 | 121 K. PATOVA | FIN | Kallio Racing | Yamaha YZF-R3 | 10 | 1 Lap | 2'12.997 | 177,7 | 2'14.179 | 173,4 | 5 | 20 | |
| RET | 23 | 130 R. FERREIRA | BRA | Kallio Racing | Yamaha YZF-R3 | 9 | 2 Laps | 2'20.774 | 165,2 | 2'14.547 | 170,1 | | | |
| RET | 4 | 28 P. GIACOMINI | ITA | Terra e Moto | Yamaha YZF-R3 | 0 | | | 147,5 | 2'11.834 | 178,9 | 7 | 19 | |

| | | | | |
|-------|------------|-----|-------|------|
| AIR | Humidity: | 45% | Temp: | 25°C |
| TRACK | Condition: | Dry | Temp: | 42°C |

| | | | | | |
|------------------|--------------|------------|------------|----------|-------------|
| Records | Pole | (SP2) 2017 | M.Perez | 2'10.115 | 136,57 Km/h |
| | Circuit | (SP2) 2017 | M.Perez | 2'10.115 | 136,57 Km/h |
| Race Fastest lap | (New Record) | Lap 10 | D.Loureiro | 2'11.244 | 135,39 Km/h |

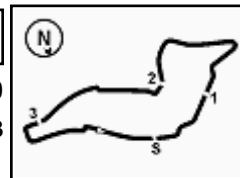
Start 14/05/2017 15:41 End 16:09 The results are provisional until the end of the time limit for protests and appeals and the completion of the technical checks.

These data/results cannot be reproduced, stored and/or transmitted in whole or in part by any manner of electronic, mechanical, photocopying, recording, broadcasting or otherwise now known or herein after developed without the previous express consent by the copyright owner, except for reproduction in daily press and regular printed publications on sale to the public within 60 days of the event related to those data/results and always provided that copyright symbol appears together as follows below.

© DORNA WSBK ORGANIZATION Srl 2017

FIKR PERUGIA TIMING





Imola Circuit 4.936 m

2 / 2

Italian Round, 12-13-14 May 2017

World Supersport 300 - Results Race

LAP LEADERS

| No. | Rider | From | To | Laps | Total |
|-----|------------|------|----|------|-------|
| 15 | A. COPPOLA | 1 | 9 | 9 | 9 |
| 41 | M. GARCIA | 10 | 11 | 2 | 2 |

TOTAL LEADER LAPS

| No. | Rider | Laps |
|-----|-------------|------|
| 15 | A. COPPOLA | 12 |
| 88 | M. PEREZ | 5 |
| 22 | M. KALININ | 4 |
| 20 | D. LOUREIRO | 3 |
| 75 | S. DEROUE | 3 |
| 2 | A. CARRASCO | 2 |
| 6 | R. SCHOTMAN | 2 |

| | | |
|----|------------|---|
| 41 | M. GARCIA | 2 |
| 25 | B. SÁNCHEZ | 1 |

N.25 (Sanced B.) has been penalized to drop 1 position

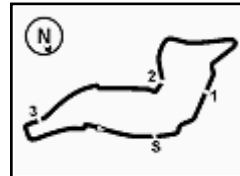
Race Highlights

| | | |
|----------|--------------|---------------------------------------|
| 15.37.57 | | Warm-up Lap Start |
| 15.41 | | Start |
| 15.42.05 | 28 Giacomini | Crashed - Turn 6 |
| 15.42.12 | 130 Ferreira | Crashed - Turn 3 |
| 15.43.59 | | No Jump Start |
| 15.44.53 | 28 Giacomini | Re-joined |
| 15.44.59 | 130 Ferreira | Re-joined |
| 15.46.20 | 28 Giacomini | Entered Pits |
| 15.47.49 | 28 Giacomini | Retired |
| 15.57.58 | | STOCK1000 Pit Lane Will Open at 16:15 |
| 16.04.25 | 121 Patova | Crashed - Turn 3 |
| 16.06.19 | | Results Under Review |
| 16.08.24 | 130 Ferreira | Entered Pits |
| 16.09.44 | 25 Sánchez | Drops 1 Position - Results Confirmed |
| 16.09.59 | | End Of Session |

14/05/2017 Start End The results are provisional until the end of the time limit for protests and appeals
 15:41 16:09 and the completion of the technical checks.

These data/results cannot be reproduced, stored and/or transmitted in whole or in part by any manner of electronic, mechanical, photocopying, recording, broadcasting or otherwise now known or herein after developed without the previous express consent by the copyright owner, except for reproduction in daily press and regular printed publications on sale to the public within 60 days of the event related to those data/results and always provided that copyright symbol appears together as follows below.

© DORNA WSBK ORGANIZATION Srl 2017



Imola Circuit 4.936 m

1 / 3

Italian Round, 12-13-14 May 2017

World Supersport 300 - Lap Chart Race

| | Lap | | | | | | | | | | |
|----|-----|-----|-----|-----|-----|-----|-----|-----|-----|-----|-----|
| | 1 | 2 | 3 | 4 | 5 | 6 | 7 | 8 | 9 | 10 | 11 |
| 1 | 15 | 15 | 15 | 15 | 15 | 15 | 15 | 15 | 15 | 41 | 41 |
| 2 | 25 | 95 | 95 | 95 | 95 | 95 | 20 | 20 | 41 | 25 | 15 |
| 3 | 22 | 25 | 41 | 20 | 41 | 20 | 25 | 99 | 25 | 15 | 25 |
| 4 | 95 | 41 | 22 | 41 | 20 | 25 | 95 | 25 | 22 | 22 | 22 |
| 5 | 88 | 22 | 20 | 22 | 25 | 22 | 22 | 41 | 95 | 95 | 95 |
| 6 | 41 | 20 | 25 | 25 | 22 | 41 | 41 | 22 | 99 | 20 | 20 |
| 7 | 20 | 88 | 88 | 99 | 99 | 91 | 99 | 91 | 91 | 91 | 91 |
| 8 | 6 | 91 | 91 | 88 | 91 | 99 | 91 | 95 | 20 | 99 | 99 |
| 9 | 99 | 99 | 99 | 91 | 88 | 6 | 6 | 6 | 6 | 6 | 6 |
| 10 | 91 | 6 | 6 | 6 | 6 | 88 | 88 | 88 | 88 | 88 | 88 |
| 11 | 18 | 18 | 2 | 33 | 75 | 2 | 2 | 2 | 2 | 33 | 75 |
| 12 | 87 | 2 | 33 | 2 | 2 | 33 | 33 | 33 | 33 | 2 | 2 |
| 13 | 2 | 75 | 18 | 75 | 33 | 75 | 18 | 18 | 18 | 18 | 33 |
| 14 | 75 | 79 | 75 | 18 | 79 | 18 | 75 | 12 | 75 | 75 | 12 |
| 15 | 121 | 33 | 79 | 79 | 12 | 79 | 12 | 75 | 12 | 12 | 18 |
| 16 | 79 | 87 | 12 | 12 | 18 | 12 | 79 | 79 | 79 | 79 | 79 |
| 17 | 14 | 12 | 87 | 121 | 121 | 121 | 23 | 121 | 121 | 121 | 23 |
| 18 | 13 | 121 | 121 | 14 | 14 | 23 | 121 | 23 | 23 | 14 | 14 |
| 19 | 33 | 80 | 23 | 23 | 23 | 14 | 14 | 14 | 14 | 23 | 13 |
| 20 | 12 | 14 | 14 | 87 | 13 | 80 | 13 | 13 | 13 | 13 | 27 |
| 21 | 80 | 23 | 80 | 13 | 80 | 13 | 87 | 80 | 80 | 80 | 80 |
| 22 | 35 | 13 | 13 | 80 | 87 | 87 | 80 | 87 | 87 | 27 | 87 |
| 23 | 19 | 35 | 35 | 84 | 84 | 27 | 27 | 27 | 27 | 87 | 84 |
| 24 | 84 | 84 | 27 | 35 | 35 | 84 | 84 | 84 | 84 | 84 | 35 |
| 25 | 23 | 17 | 84 | 17 | 17 | 35 | 17 | 17 | 35 | 35 | 17 |
| 26 | 17 | 27 | 17 | 27 | 27 | 17 | 35 | 35 | 17 | 17 | 19 |
| 27 | 27 | 19 | 19 | 19 | 19 | 19 | 19 | 19 | 19 | 19 | 9 |
| 28 | 62 | 21 | 9 | 9 | 7 | 7 | 7 | 9 | 7 | 52 | 52 |
| 29 | 21 | 9 | 21 | 52 | 21 | 21 | 52 | 7 | 52 | 7 | 21 |
| 30 | 9 | 52 | 52 | 21 | 9 | 9 | 9 | 52 | 21 | 9 | 7 |
| 31 | 52 | 62 | 7 | 7 | 52 | 52 | 21 | 21 | 62 | 21 | 62 |
| 32 | 7 | 7 | 62 | 62 | 62 | 62 | 62 | 62 | 9 | 62 | 94 |
| 33 | 94 | 94 | 94 | 94 | 94 | 94 | 94 | 94 | 94 | 94 | 11 |
| 34 | 11 | 11 | 11 | 11 | 11 | 11 | 11 | 11 | 11 | 11 | 11 |
| 35 | 130 | 130 | 130 | 130 | 130 | 130 | 130 | 130 | 130 | 130 | 130 |

| Final Result | | |
|--------------|--------------------|----------|
| 1 | 41 M. GARCIA | Laps 11 |
| 2 | 15 A. COPPOLA | 0.177 |
| 3 | 22 M. KALININ | 1.676 |
| 4 | 25 B. SÁNCHEZ (P) | 1.966 |
| 5 | 95 G. DE GRUTTOLA | 1.987 |
| 6 | 20 D. LOUREIRO | 2.143 |
| 7 | 91 L. BERNARDI | 2.182 |
| 8 | 99 P. GRASSIA | 2.325 |
| 9 | 6 R. SCHOTMAN | 2.502 |
| 10 | 88 M. PEREZ | 3.403 |
| 11 | 75 S. DEROUE | 10.599 |
| 12 | 2 A. CARRASCO | 10.692 |
| 13 | 33 D. VALLE | 10.900 |
| 14 | 12 A. RUSMIPUTRO | 11.280 |
| 15 | 18 A. MURLEY | 11.714 |
| 16 | 79 C. TAYLOR | 11.827 |
| 17 | 23 M. BASTIANELLI | 15.474 |
| 18 | 14 E. DE LA VEGA | 15.807 |
| 19 | 13 J. FACCO | 23.769 |
| 20 | 27 F. ROVELLI | 28.268 |
| 21 | 80 A. PONTONE | 29.041 |
| 22 | 87 A. LICCIARDI | 29.053 |
| 23 | 84 M. CARBONERA | 29.147 |
| 24 | 35 A. TRIGLIA | 33.087 |
| 25 | 17 G. NODERER | 33.789 |
| 26 | 19 E. ROVELLI | 42.042 |
| 27 | 9 R. DOORAKKERS | 50.299 |
| 28 | 52 T. BEZUIDENHOUT | 50.579 |
| 29 | 21 A. BIDDLE | 51.628 |
| 30 | 7 N. SETTIMO | 51.756 |
| 31 | 62 J. SCHULTZ | 56.472 |
| 32 | 94 C. MITCHELL | 1'10.605 |
| 33 | 11 N. CUPAIOLI | 1'22.172 |
| RET1 | 21 K. PATOVA | 1 Lap |
| RET1 | 30 R. FERREIRA | 2 Laps |
| RET | 28 P. GIACOMINI | |

14/05/2017

These data/results cannot be reproduced, stored and/or transmitted in whole or in part by any manner of electronic, mechanical, photocopying, recording, broadcasting or otherwise now known or herein after developed without the previous express consent by the copyright owner, except for reproduction in daily press and regular printed publications on sale to the public within 60 days of the event related to those data/results and always provided that copyright symbol appears together as follows below.

© DORNA WSBK ORGANIZATION Srl 2017

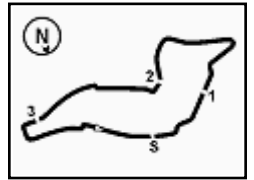
FCR PERUGIA TIMING



Official Tyre Supplier



Official Timekeeper



Italian Round, 12-13-14 May 2017

World Supersport 300 - Lap Chart Race

| Lap 1 | | Lap 3 | | Lap 5 | | Lap 7 | |
|-------|-------------------------------|-------|--------------------------------|-------|--------------------------------|-------|--------------------------------|
| 1 | 15 A.Coppola (ITA) | 1 | 15 A.Coppola (ITA) | 1 | 15 A.Coppola (ITA) | 1 | 15 A.Coppola (ITA) |
| 2 | 25 B.Sánchez (ESP) 0.376 | 2 | 95 G.De Gruttola (ITA) 0.350 | 2 | 95 G.De Gruttola (ITA) 0.262 | 2 | 20 D.Loureiro (RSA) 0.606 |
| 3 | 22 M.Kalinin (UKR) 0.859 | 3 | 41 M.Garcia (ESP) 0.498 | 3 | 41 M.Garcia (ESP) 0.371 | 3 | 25 B.Sánchez (ESP) 1.158 |
| 4 | 95 G.De Gruttola (ITA) 1.052 | 4 | 22 M.Kalinin (UKR) 1.254 | 4 | 20 D.Loureiro (RSA) 0.738 | 4 | 95 G.De Gruttola (ITA) 1.166 |
| 5 | 88 M.Perez (ESP) 1.212 | 5 | 20 D.Loureiro (RSA) 1.424 | 5 | 25 B.Sánchez (ESP) 0.950 | 5 | 22 M.Kalinin (UKR) 1.326 |
| 6 | 41 M.Garcia (ESP) 1.484 | 6 | 25 B.Sánchez (ESP) 1.594 | 6 | 22 M.Kalinin (UKR) 1.355 | 6 | 41 M.Garcia (ESP) 1.470 |
| 7 | 20 D.Loureiro (RSA) 2.022 | 7 | 88 M.Perez (ESP) 1.800 | 7 | 99 P.Grassia (ITA) 1.456 | 7 | 99 P.Grassia (ITA) 1.631 |
| 8 | 6 R.Schotman (NED) 2.275 | 8 | 91 L.Bernardi (RSM) 2.055 | 8 | 91 L.Bernardi (RSM) 1.559 | 8 | 91 L.Bernardi (RSM) 1.681 |
| 9 | 99 P.Grassia (ITA) 2.439 | 9 | 99 P.Grassia (ITA) 2.467 | 9 | 88 M.Perez (ESP) 1.864 | 9 | 6 R.Schotman (NED) 2.025 |
| 10 | 91 L.Bernardi (RSM) 2.571 | 10 | 6 R.Schotman (NED) 2.605 | 10 | 6 R.Schotman (NED) 2.275 | 10 | 88 M.Perez (ESP) 2.796 |
| 11 | 18 A.Murley (GBR) 3.022 | 11 | 2 A.Carrasco (ESP) 3.814 | 11 | 75 S.Deroue (NED) 5.474 | 11 | 2 A.Carrasco (ESP) 7.361 |
| 12 | 87 A.Licciardi (BEL) 3.241 | 12 | 33 D.Valle (ESP) 4.238 | 12 | 2 A.Carrasco (ESP) 5.566 | 12 | 33 D.Valle (ESP) 7.592 |
| 13 | 2 A.Carrasco (ESP) 3.317 | 13 | 18 A.Murley (GBR) 4.518 | 13 | 33 D.Valle (ESP) 5.800 | 13 | 18 A.Murley (GBR) 7.974 |
| 14 | 75 S.Deroue (NED) 3.802 | 14 | 75 S.Deroue (NED) 4.663 | 14 | 79 C.Taylor (GBR) 6.096 | 14 | 75 S.Deroue (NED) 8.720 |
| 15 | 121 K.Patova (FIN) 4.052 | 15 | 79 C.Taylor (GBR) 5.221 | 15 | 12 A.Rusmiputro (INA) 6.250 | 15 | 12 A.Rusmiputro (INA) 8.917 |
| 16 | 79 C.Taylor (GBR) 4.139 | 16 | 12 A.Rusmiputro (INA) 5.352 | 16 | 18 A.Murley (GBR) 6.752 | 16 | 79 C.Taylor (GBR) 9.015 |
| 17 | 14 E.De La Vega (FRA) 4.306 | 17 | 87 A.Licciardi (BEL) 6.119 | 17 | 121 K.Patova (FIN) 8.520 | 17 | 23 M.Bastianelli (ITA) 10.101 |
| 18 | 13 J.Facco (ITA) 4.497 | 18 | 121 K.Patova (FIN) 6.176 | 18 | 14 E.De La Vega (FRA) 8.649 | 18 | 121 K.Patova (FIN) 10.265 |
| 19 | 33 D.Valle (ESP) 4.758 | 19 | 23 M.Bastianelli (ITA) 6.327 | 19 | 23 M.Bastianelli (ITA) 8.751 | 19 | 14 E.De La Vega (FRA) 10.465 |
| 20 | 12 A.Rusmiputro (INA) 4.909 | 20 | 14 E.De La Vega (FRA) 6.445 | 20 | 13 J.Facco (ITA) 10.220 | 20 | 13 J.Facco (ITA) 14.311 |
| 21 | 80 A.Pontone (ITA) 5.108 | 21 | 80 A.Pontone (ITA) 6.677 | 21 | 80 A.Pontone (ITA) 10.591 | 21 | 87 A.Licciardi (BEL) 15.273 |
| 22 | 35 A.Triglia (ITA) 5.588 | 22 | 13 J.Facco (ITA) 7.259 | 22 | 87 A.Licciardi (BEL) 11.013 | 22 | 80 A.Pontone (ITA) 15.374 |
| 23 | 19 E.Rovelli (ITA) 5.710 | 23 | 35 A.Triglia (ITA) 9.301 | 23 | 84 M.Carbonera (ITA) 15.761 | 23 | 27 F.Rovelli (ITA) 20.280 |
| 24 | 84 M.Carbonera (ITA) 6.405 | 24 | 27 F.Rovelli (ITA) 9.848 | 24 | 35 A.Triglia (ITA) 15.879 | 24 | 84 M.Carbonera (ITA) 20.710 |
| 25 | 23 M.Bastianelli (ITA) 6.509 | 25 | 84 M.Carbonera (ITA) 10.368 | 25 | 17 G.Noderer (GER) 16.283 | 25 | 17 G.Noderer (GER) 21.147 |
| 26 | 17 G.Noderer (GER) 6.643 | 26 | 17 G.Noderer (GER) 10.617 | 26 | 27 F.Rovelli (ITA) 16.399 | 26 | 35 A.Triglia (ITA) 21.308 |
| 27 | 27 F.Rovelli (ITA) 7.532 | 27 | 19 E.Rovelli (ITA) 13.612 | 27 | 19 E.Rovelli (ITA) 20.793 | 27 | 19 E.Rovelli (ITA) 27.324 |
| 28 | 62 J.Schultz (RSA) 7.731 | 28 | 9 R.Doorakkers (NED) 14.058 | 28 | 7 N.Settimo (ITA) 24.307 | 28 | 7 N.Settimo (ITA) 33.144 |
| 29 | 21 A.Biddle (NZL) 8.025 | 29 | 21 A.Biddle (NZL) 14.426 | 29 | 21 A.Biddle (NZL) 24.366 | 29 | 52 T.Bezuidenhout (RSA) 33.306 |
| 30 | 9 R.Doorakkers (NED) 8.228 | 30 | 52 T.Bezuidenhout (RSA) 14.662 | 30 | 9 R.Doorakkers (NED) 24.417 | 30 | 9 R.Doorakkers (NED) 33.535 |
| 31 | 52 T.Bezuidenhout (RSA) 8.495 | 31 | 7 N.Settimo (ITA) 16.043 | 31 | 52 T.Bezuidenhout (RSA) 24.838 | 31 | 21 A.Biddle (NZL) 33.902 |
| 32 | 7 N.Settimo (ITA) 8.838 | 32 | 62 J.Schultz (RSA) 16.239 | 32 | 62 J.Schultz (RSA) 24.895 | 32 | 62 J.Schultz (RSA) 34.288 |
| 33 | 94 C.Mitchell (GBR) 9.641 | 33 | 94 C.Mitchell (GBR) 21.063 | 33 | 94 C.Mitchell (GBR) 34.349 | 33 | 94 C.Mitchell (GBR) 45.430 |
| 34 | 11 N.Cupaoli (ITA) 10.962 | 34 | 11 N.Cupaoli (ITA) 24.305 | 34 | 11 N.Cupaoli (ITA) 37.536 | 34 | 11 N.Cupaoli (ITA) 51.192 |
| 35 | 130 R.Ferreira (BRA) | 35 | 130 R.Ferreira (BRA) | 35 | 130 R.Ferreira (BRA) | 35 | 130 R.Ferreira (BRA) |

| Lap 2 | | Lap 4 | | Lap 6 | | Lap 8 | |
|-------|--------------------------------|-------|--------------------------------|-------|--------------------------------|-------|--------------------------------|
| 1 | 15 A.Coppola (ITA) | 1 | 15 A.Coppola (ITA) | 1 | 15 A.Coppola (ITA) | 1 | 15 A.Coppola (ITA) |
| 2 | 95 G.De Gruttola (ITA) 0.551 | 2 | 95 G.De Gruttola (ITA) 0.284 | 2 | 95 G.De Gruttola (ITA) 0.357 | 2 | 20 D.Loureiro (RSA) 0.260 |
| 3 | 25 B.Sánchez (ESP) 0.777 | 3 | 20 D.Loureiro (RSA) 0.440 | 3 | 20 D.Loureiro (RSA) 0.758 | 3 | 99 P.Grassia (ITA) 0.607 |
| 4 | 41 M.Garcia (ESP) 0.896 | 4 | 41 M.Garcia (ESP) 0.533 | 4 | 25 B.Sánchez (ESP) 0.973 | 4 | 25 B.Sánchez (ESP) 0.788 |
| 5 | 22 M.Kalinin (UKR) 1.367 | 5 | 22 M.Kalinin (UKR) 1.051 | 5 | 22 M.Kalinin (UKR) 1.356 | 5 | 41 M.Garcia (ESP) 0.973 |
| 6 | 20 D.Loureiro (RSA) 1.664 | 6 | 25 B.Sánchez (ESP) 1.192 | 6 | 41 M.Garcia (ESP) 1.435 | 6 | 22 M.Kalinin (UKR) 1.376 |
| 7 | 88 M.Perez (ESP) 2.084 | 7 | 99 P.Grassia (ITA) 1.631 | 7 | 91 L.Bernardi (RSM) 1.677 | 7 | 91 L.Bernardi (RSM) 1.495 |
| 8 | 91 L.Bernardi (RSM) 2.526 | 8 | 88 M.Perez (ESP) 1.744 | 8 | 99 P.Grassia (ITA) 2.449 | 8 | 95 G.De Gruttola (ITA) 1.752 |
| 9 | 99 P.Grassia (ITA) 2.661 | 9 | 91 L.Bernardi (RSM) 2.047 | 9 | 6 R.Schotman (NED) 2.951 | 9 | 6 R.Schotman (NED) 2.000 |
| 10 | 6 R.Schotman (NED) 2.885 | 10 | 6 R.Schotman (NED) 2.397 | 10 | 88 M.Perez (ESP) 3.130 | 10 | 88 M.Perez (ESP) 2.827 |
| 11 | 18 A.Murley (GBR) 3.727 | 11 | 33 D.Valle (ESP) 4.145 | 11 | 2 A.Carrasco (ESP) 7.065 | 11 | 2 A.Carrasco (ESP) 7.666 |
| 12 | 2 A.Carrasco (ESP) 4.199 | 12 | 2 A.Carrasco (ESP) 4.552 | 12 | 33 D.Valle (ESP) 7.237 | 12 | 33 D.Valle (ESP) 7.813 |
| 13 | 75 S.Deroue (NED) 4.291 | 13 | 75 S.Deroue (NED) 4.554 | 13 | 75 S.Deroue (NED) 7.516 | 13 | 18 A.Murley (GBR) 8.116 |
| 14 | 79 C.Taylor (GBR) 4.382 | 14 | 18 A.Murley (GBR) 4.808 | 14 | 18 A.Murley (GBR) 7.660 | 14 | 12 A.Rusmiputro (INA) 9.020 |
| 15 | 33 D.Valle (ESP) 4.801 | 15 | 79 C.Taylor (GBR) 5.424 | 15 | 79 C.Taylor (GBR) 8.116 | 15 | 75 S.Deroue (NED) 9.086 |
| 16 | 87 A.Licciardi (BEL) 4.907 | 16 | 12 A.Rusmiputro (INA) 5.829 | 16 | 12 A.Rusmiputro (INA) 8.258 | 16 | 79 C.Taylor (GBR) 9.609 |
| 17 | 12 A.Rusmiputro (INA) 5.272 | 17 | 121 K.Patova (FIN) 7.251 | 17 | 121 K.Patova (FIN) 9.900 | 17 | 121 K.Patova (FIN) 10.881 |
| 18 | 121 K.Patova (FIN) 5.944 | 18 | 14 E.De La Vega (FRA) 7.334 | 18 | 23 M.Bastianelli (ITA) 10.155 | 18 | 23 M.Bastianelli (ITA) 10.956 |
| 19 | 80 A.Pontone (ITA) 6.186 | 19 | 23 M.Bastianelli (ITA) 7.479 | 19 | 14 E.De La Vega (FRA) 10.336 | 19 | 14 E.De La Vega (FRA) 11.590 |
| 20 | 14 E.De La Vega (FRA) 6.482 | 20 | 87 A.Licciardi (BEL) 8.259 | 20 | 80 A.Pontone (ITA) 12.247 | 20 | 13 J.Facco (ITA) 16.245 |
| 21 | 23 M.Bastianelli (ITA) 6.740 | 21 | 13 J.Facco (ITA) 8.441 | 21 | 13 J.Facco (ITA) 12.391 | 21 | 80 A.Pontone (ITA) 19.306 |
| 22 | 13 J.Facco (ITA) 7.246 | 22 | 80 A.Pontone (ITA) 8.547 | 22 | 87 A.Licciardi (BEL) 12.871 | 22 | 87 A.Licciardi (BEL) 19.836 |
| 23 | 35 A.Triglia (ITA) 7.741 | 23 | 84 M.Carbonera (ITA) 12.533 | 23 | 27 F.Rovelli (ITA) 18.224 | 23 | 27 F.Rovelli (ITA) 22.736 |
| 24 | 84 M.Carbonera (ITA) 8.491 | 24 | 35 A.Triglia (ITA) 12.630 | 24 | 84 M.Carbonera (ITA) 18.518 | 24 | 84 M.Carbonera (ITA) 23.099 |
| 25 | 17 G.Noderer (GER) 8.662 | 25 | 17 G.Noderer (GER) 13.401 | 25 | 35 A.Triglia (ITA) 18.708 | 25 | 17 G.Noderer (GER) 23.846 |
| 26 | 27 F.Rovelli (ITA) 9.160 | 26 | 27 F.Rovelli (ITA) 14.547 | 26 | 17 G.Noderer (GER) 19.166 | 26 | 35 A.Triglia (ITA) 24.026 |
| 27 | 19 E.Rovelli (ITA) 10.109 | 27 | 19 E.Rovelli (ITA) 17.144 | 27 | 19 E.Rovelli (ITA) 24.509 | 27 | 19 E.Rovelli (ITA) 30.765 |
| 28 | 21 A.Biddle (NZL) 11.184 | 28 | 9 R.Doorakkers (NED) 18.772 | 28 | 7 N.Settimo (ITA) 29.137 | 28 | 9 R.Doorakkers (NED) 37.244 |
| 29 | 9 R.Doorakkers (NED) 11.407 | 29 | 52 T.Bezuidenhout (RSA) 19.016 | 29 | 21 A.Biddle (NZL) 29.270 | 29 | 7 N.Settimo (ITA) 37.346 |
| 30 | 52 T.Bezuidenhout (RSA) 11.834 | 30 | 21 A.Biddle (NZL) 19.237 | 30 | 9 R.Doorakkers (NED) 29.470 | 30 | 52 T.Bezuidenhout (RSA) 37.547 |
| 31 | 62 J.Schultz (RSA) 12.088 | 31 | 7 N.Settimo (ITA) 19.592 | 31 | 52 T.Bezuidenhout (RSA) 29.703 | 31 | 21 A.Biddle (NZL) 37.992 |
| 32 | 7 N.Settimo (ITA) 12.373 | 32 | 62 J.Schultz (RSA) 20.281 | 32 | 62 J.Schultz (RSA) 30.169 | 32 | 62 J.Schultz (RSA) 38.384 |
| 33 | 94 C.Mitchell (GBR) 14.736 | 33 | 94 C.Mitchell (GBR) 28.000 | 33 | 94 C.Mitchell (GBR) 39.950 | 33 | 94 C.Mitchell (GBR) 51.913 |
| 34 | 11 N.Cupaoli (ITA) 17.897 | 34 | 11 N.Cupaoli (ITA) 31.148 | 34 | 11 N.Cupaoli (ITA) 44.320 | 34 | 11 N.Cupaoli (ITA) 58.398 |
| 35 | 130 R.Ferreira (BRA) | 35 | 130 R.Ferreira (BRA) | 35 | 130 R.Ferreira (BRA) | 35 | 130 R.Ferreira (BRA) |

14/05/2017

These data/results cannot be reproduced, stored and/or transmitted in whole or in part by any manner of electronic, mechanical, photocopying, recording, broadcasting or otherwise now known or herein after developed without the previous express consent by the copyright owner, except for reproduction in daily press and regular printed publications on sale to the public within 60 days of the event related to those data/results and always provided that copyright symbol appears together as follows below.

© DORNA WSBK ORGANIZATION Srl 2017

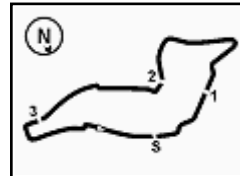
FCR PERUGIA TIMING



Official Tyre Supplier



Official Timekeeper



Imola Circuit 4.936 m

3 / 3

Italian Round, 12-13-14 May 2017

World Supersport 300 - Lap Chart Race

Lap 9

| | | | | | |
|----|-------------------------|----------|-------------------|-------------------------|----------|
| 1 | 15 A.Coppola (ITA) | | 41 M.Garcia (ESP) | | |
| 2 | 41 M.Garcia (ESP) | 0.129 | 2 | 15 A.Coppola (ITA) | 0.177 |
| 3 | 25 B.Sánchez (ESP) | 0.934 | 3 | 25 B.Sánchez (ESP) | 0.666 |
| 4 | 22 M.Kalinin (UKR) | 1.560 | 4 | 22 M.Kalinin (UKR) | 1.676 |
| 5 | 95 G.De Gruttola (ITA) | 1.886 | 5 | 95 G.De Gruttola (ITA) | 1.987 |
| 6 | 99 P.Grassia (ITA) | 1.957 | 6 | 20 D.Loureiro (RSA) | 2.143 |
| 7 | 91 L.Bernardi (RSM) | 2.125 | 7 | 91 L.Bernardi (RSM) | 2.182 |
| 8 | 20 D.Loureiro (RSA) | 2.246 | 8 | 99 P.Grassia (ITA) | 2.325 |
| 9 | 6 R.Schotman (NED) | 2.497 | 9 | 6 R.Schotman (NED) | 2.502 |
| 10 | 88 M.Perez (ESP) | 2.793 | 10 | 88 M.Perez (ESP) | 3.403 |
| 11 | 2 A.Carrasco (ESP) | 8.004 | 11 | 75 S.Deroue (NED) | 10.599 |
| 12 | 33 D.Valle (ESP) | 8.196 | 12 | 2 A.Carrasco (ESP) | 10.692 |
| 13 | 18 A.Murley (GBR) | 8.480 | 13 | 33 D.Valle (ESP) | 10.900 |
| 14 | 75 S.Deroue (NED) | 9.586 | 14 | 12 A.Rusmiputro (INA) | 11.280 |
| 15 | 12 A.Rusmiputro (INA) | 9.690 | 15 | 18 A.Murley (GBR) | 11.714 |
| 16 | 79 C.Taylor (GBR) | 10.065 | 16 | 79 C.Taylor (GBR) | 11.827 |
| 17 | 121 K.Patova (FIN) | 11.998 | 17 | 23 M.Bastianelli (ITA) | 15.474 |
| 18 | 23 M.Bastianelli (ITA) | 12.145 | 18 | 14 E.De La Vega (FRA) | 15.807 |
| 19 | 14 E.De La Vega (FRA) | 12.357 | 19 | 13 J.Facco (ITA) | 23.769 |
| 20 | 13 J.Facco (ITA) | 18.098 | 20 | 27 F.Rovelli (ITA) | 28.268 |
| 21 | 80 A.Pontone (ITA) | 22.864 | 21 | 80 A.Pontone (ITA) | 29.041 |
| 22 | 87 A.Licciardi (BEL) | 23.286 | 22 | 87 A.Licciardi (BEL) | 29.053 |
| 23 | 27 F.Rovelli (ITA) | 24.333 | 23 | 84 M.Carbonera (ITA) | 29.147 |
| 24 | 84 M.Carbonera (ITA) | 24.762 | 24 | 35 A.Triglia (ITA) | 33.087 |
| 25 | 35 A.Triglia (ITA) | 26.242 | 25 | 17 G.Noderer (GER) | 33.789 |
| 26 | 17 G.Noderer (GER) | 26.811 | 26 | 19 E.Rovelli (ITA) | 42.042 |
| 27 | 19 E.Rovelli (ITA) | 34.511 | 27 | 9 R.Doorakkers (NED) | 50.299 |
| 28 | 7 N.Settimo (ITA) | 40.898 | 28 | 52 T.Bezuidenhout (RSA) | 50.579 |
| 29 | 52 T.Bezuidenhout (RSA) | 41.012 | 29 | 21 A.Biddle (NZL) | 51.628 |
| 30 | 21 A.Biddle (NZL) | 42.142 | 30 | 7 N.Settimo (ITA) | 51.756 |
| 31 | 62 J.Schultz (RSA) | 42.408 | 31 | 62 J.Schultz (RSA) | 56.472 |
| 32 | 9 R.Doorakkers (NED) | 42.620 | 32 | 94 C.Mitchell (GBR) | 1'10.605 |
| 33 | 94 C.Mitchell (GBR) | 57.677 | 33 | 11 N.Cupaoli (ITA) | 1'22.172 |
| 34 | 11 N.Cupaoli (ITA) | 1'05.083 | | | |
| 35 | 130 R.Ferreira (BRA) | | | | |

Lap 10

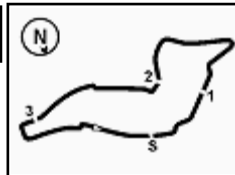
| | | |
|----|-------------------------|----------|
| 1 | 41 M.Garcia (ESP) | |
| 2 | 25 B.Sánchez (ESP) | 0.014 |
| 3 | 15 A.Coppola (ITA) | 0.170 |
| 4 | 22 M.Kalinin (UKR) | 0.494 |
| 5 | 95 G.De Gruttola (ITA) | 0.785 |
| 6 | 20 D.Loureiro (RSA) | 0.941 |
| 7 | 91 L.Bernardi (RSM) | 1.176 |
| 8 | 99 P.Grassia (ITA) | 1.298 |
| 9 | 6 R.Schotman (NED) | 1.691 |
| 10 | 88 M.Perez (ESP) | 2.166 |
| 11 | 33 D.Valle (ESP) | 8.756 |
| 12 | 2 A.Carrasco (ESP) | 8.967 |
| 13 | 18 A.Murley (GBR) | 9.149 |
| 14 | 75 S.Deroue (NED) | 9.436 |
| 15 | 12 A.Rusmiputro (INA) | 9.782 |
| 16 | 79 C.Taylor (GBR) | 10.213 |
| 17 | 121 K.Patova (FIN) | 13.192 |
| 18 | 14 E.De La Vega (FRA) | 13.528 |
| 19 | 23 M.Bastianelli (ITA) | 13.770 |
| 20 | 13 J.Facco (ITA) | 19.817 |
| 21 | 80 A.Pontone (ITA) | 25.651 |
| 22 | 27 F.Rovelli (ITA) | 26.018 |
| 23 | 87 A.Licciardi (BEL) | 26.162 |
| 24 | 84 M.Carbonera (ITA) | 26.397 |
| 25 | 35 A.Triglia (ITA) | 29.132 |
| 26 | 17 G.Noderer (GER) | 29.641 |
| 27 | 19 E.Rovelli (ITA) | 37.727 |
| 28 | 52 T.Bezuidenhout (RSA) | 45.217 |
| 29 | 7 N.Settimo (ITA) | 45.232 |
| 30 | 9 R.Doorakkers (NED) | 45.393 |
| 31 | 21 A.Biddle (NZL) | 45.734 |
| 32 | 62 J.Schultz (RSA) | 49.618 |
| 33 | 94 C.Mitchell (GBR) | 1'03.448 |
| 34 | 11 N.Cupaoli (ITA) | 1'12.679 |

Lap 11

14/05/2017

These data/results cannot be reproduced, stored and/or transmitted in whole or in part by any manner of electronic, mechanical, photocopying, recording, broadcasting or otherwise now known or herein after developed without the previous express consent by the copyright owner, except for reproduction in daily press and regular printed publications on sale to the public within 60 days of the event related to those data/results and always provided that copyright symbol appears together as follows below.

© DORNA WSBK ORGANIZATION Srl 2017



Italian Round, 12-13-14 May 2017

World Supersport 300 - Best Sector & Speed Race

Imola Circuit 4.936 m

RESULTS

| Pos | Number | Name | Team | Laps | Time |
|-----|--------|-----------------|--------------------|------|-----------|
| 1 | 41 | M. GARCIA | Yamaha YZF-R3 | 11 | 0:17.7 |
| 2 | 15 | A. COPPOLA | Yamaha YZF-R3 | 11 | 0:17.7 |
| 3 | 22 | M. KALININ | Yamaha YZF-R3 | 11 | 1:6.76 |
| 4 | 25 | B. SANCHEZ | Yamaha YZF-R3 | 11 | 1:9.66 |
| 5 | 95 | G. DE GRUTTOLA | Yamaha YZF-R3 | 11 | 1:9.87 |
| 6 | 20 | D. LOUREIRO | Yamaha YZF-R3 | 11 | 2:1.43 |
| 7 | 91 | L. BERNARDI | Yamaha YZF-R3 | 11 | 2:1.82 |
| 8 | 99 | P. GRASSIA | Kawasaki Ninja 300 | 11 | 2:3.25 |
| 9 | 6 | R. SCHOTMAN | Yamaha YZF-R3 | 11 | 2:5.02 |
| 10 | 88 | M. PEREZ | Honda CBR500R | 11 | 3:4.03 |
| 11 | 75 | S. DEROUE | Kawasaki Ninja 300 | 11 | 10:5.99 |
| 12 | 2 | A. CARRASCO | Kawasaki Ninja 300 | 11 | 10:6.92 |
| 13 | 33 | D. VALLE | Yamaha YZF-R3 | 11 | 10:9.00 |
| 14 | 12 | A. RUSMIPUTRO | Yamaha YZF-R3 | 11 | 11:2.80 |
| 15 | 18 | A. MURLEY | Yamaha YZF-R3 | 11 | 11:7.14 |
| 16 | 79 | C. TAYLOR | Kawasaki Ninja 300 | 11 | 11:8.27 |
| 17 | 23 | M. BASTIANELLI | Kawasaki Ninja 300 | 11 | 15:4.74 |
| 18 | 14 | E. DE LA VEGA | Yamaha YZF-R3 | 11 | 15:8.07 |
| 19 | 13 | J. FACCO | Yamaha YZF-R3 | 11 | 23:7.69 |
| 20 | 27 | F. ROVELLI | Yamaha YZF-R3 | 11 | 28:2.68 |
| 21 | 80 | A. PONTONE | Yamaha YZF-R3 | 11 | 29:0.41 |
| 22 | 87 | A. LICCIARDI | Yamaha YZF-R3 | 11 | 29:0.53 |
| 23 | 84 | M. CARBONERA | Yamaha YZF-R3 | 11 | 29:1.47 |
| 24 | 35 | A. TRIGLIA | Honda CBR500R | 11 | 33:0.87 |
| 25 | 17 | G. NODERER | Honda CBR500R | 11 | 33:7.89 |
| 26 | 19 | E. ROVELLI | Yamaha YZF-R3 | 11 | 42:0.42 |
| 27 | 9 | R. DOORAKKERS | Yamaha YZF-R3 | 11 | 50:2.99 |
| 28 | 52 | T. BEZUIDENHOUT | Yamaha YZF-R3 | 11 | 50:5.79 |
| 29 | 21 | A. BIDDLE | Kawasaki Ninja 300 | 11 | 51:6.28 |
| 30 | 7 | N. SETTIMO | Yamaha YZF-R3 | 11 | 51:7.56 |
| 31 | 62 | J. SCHULTZ | Kawasaki Ninja 300 | 11 | 56:4.72 |
| 32 | 94 | C. MITCHELL | Kawasaki Ninja 300 | 11 | 1:10:6.05 |
| 33 | 11 | N. CUPAIOLI | Yamaha YZF-R3 | 11 | 1:22:1.72 |
| RET | 121 | K. PATOVA | Yamaha YZF-R3 | 1 | Laos |
| RET | 130 | R. FERREIRA | Yamaha YZF-R3 | 1 | Laos |
| RET | 28 | P. GIACOMINI | Yamaha YZF-R3 | 2 | Laos |

SPEED

| Pos | Number | Name | Team | Speed |
|-----|--------|-----------------|--------------------|-------|
| 1 | 75 | S. DEROUE | Kawasaki Ninja 300 | 184.4 |
| 2 | 95 | G. DE GRUTTOLA | Yamaha YZF-R3 | 184.1 |
| 3 | 91 | L. BERNARDI | Yamaha YZF-R3 | 183.4 |
| 4 | 99 | P. GRASSIA | Kawasaki Ninja 300 | 182.5 |
| 5 | 20 | D. LOUREIRO | Yamaha YZF-R3 | 182.5 |
| 6 | 6 | R. SCHOTMAN | Yamaha YZF-R3 | 181.9 |
| 7 | 12 | A. RUSMIPUTRO | Yamaha YZF-R3 | 180.7 |
| 8 | 2 | A. CARRASCO | Kawasaki Ninja 300 | 180.4 |
| 9 | 13 | J. FACCO | Yamaha YZF-R3 | 179.5 |
| 10 | 79 | C. TAYLOR | Kawasaki Ninja 300 | 179.5 |
| 11 | 41 | M. GARCIA | Yamaha YZF-R3 | 179.2 |
| 12 | 33 | D. VALLE | Yamaha YZF-R3 | 178.9 |
| 13 | 23 | M. BASTIANELLI | Kawasaki Ninja 300 | 178.9 |
| 14 | 14 | E. DE LA VEGA | Yamaha YZF-R3 | 178.9 |
| 15 | 22 | M. KALININ | Yamaha YZF-R3 | 178.9 |
| 16 | 18 | A. MURLEY | Yamaha YZF-R3 | 178.0 |
| 17 | 87 | A. LICCIARDI | Yamaha YZF-R3 | 178.0 |
| 18 | 84 | M. CARBONERA | Yamaha YZF-R3 | 178.0 |
| 19 | 121 | K. PATOVA | Yamaha YZF-R3 | 177.7 |
| 20 | 21 | A. BIDDLE | Kawasaki Ninja 300 | 177.4 |
| 21 | 25 | B. SANCHEZ | Yamaha YZF-R3 | 177.4 |
| 22 | 27 | F. ROVELLI | Yamaha YZF-R3 | 177.1 |
| 23 | 19 | E. ROVELLI | Yamaha YZF-R3 | 176.8 |
| 24 | 62 | J. SCHULTZ | Kawasaki Ninja 300 | 176.2 |
| 25 | 7 | N. SETTIMO | Yamaha YZF-R3 | 175.9 |
| 26 | 94 | C. MITCHELL | Kawasaki Ninja 300 | 175.7 |
| 27 | 80 | A. PONTONE | Yamaha YZF-R3 | 175.4 |
| 28 | 35 | A. TRIGLIA | Honda CBR500R | 174.8 |
| 29 | 9 | R. DOORAKKERS | Yamaha YZF-R3 | 174.8 |
| 30 | 17 | G. NODERER | Honda CBR500R | 173.7 |
| 31 | 52 | T. BEZUIDENHOUT | Yamaha YZF-R3 | 173.1 |
| 32 | 15 | A. COPPOLA | Yamaha YZF-R3 | 173.1 |
| 33 | 88 | M. PEREZ | Honda CBR500R | 170.9 |
| 34 | 11 | N. CUPAIOLI | Yamaha YZF-R3 | 169.3 |
| 35 | 130 | R. FERREIRA | Yamaha YZF-R3 | 165.2 |
| 36 | 28 | P. GIACOMINI | Yamaha YZF-R3 | 147.5 |

| SEG. 1 | | SEG. 2 | | SEG. 3 | | SEG. 4 | | SEG. 5 | | | | | | |
|--------|--------------------|--------|----|--------------------|--------|--------|--------------------|----------|----|--------------------|--------|----|--------------------|--------|
| 1 | 15 A. COPPOLA | 10.472 | 1 | 99 P. GRASSIA | 17.886 | 1 | 20 D. LOUREIRO | 39.692 | 1 | 6 R. SCHOTMAN | 35.254 | 1 | 25 B. SANCHEZ | 25.862 |
| 2 | 88 M. PEREZ | 10.505 | 2 | 20 D. LOUREIRO | 17.993 | 2 | 25 B. SANCHEZ | 39.734 | 2 | 15 A. COPPOLA | 35.255 | 2 | 41 M. GARCIA | 26.004 |
| 3 | 25 B. SANCHEZ | 10.523 | 3 | 25 B. SANCHEZ | 18.004 | 3 | 99 P. GRASSIA | 39.748 | 3 | 91 L. BERNARDI | 35.305 | 3 | 88 M. PEREZ | 26.194 |
| 4 | 28 P. GIACOMINI | 10.562 | 4 | 91 L. BERNARDI | 18.019 | 4 | 91 L. BERNARDI | 39.767 | 4 | 22 M. KALININ | 35.333 | 4 | 99 P. GRASSIA | 26.278 |
| 5 | 22 M. KALININ | 10.628 | 5 | 6 R. SCHOTMAN | 18.029 | 5 | 22 M. KALININ | 39.790 | 5 | 20 D. LOUREIRO | 35.346 | 5 | 20 D. LOUREIRO | 26.300 |
| 6 | 20 D. LOUREIRO | 10.663 | 6 | 12 A. RUSMIPUTRO | 18.030 | 6 | 95 G. DE GRUTTOLA | 39.793 | 6 | 99 P. GRASSIA | 35.360 | 6 | 95 G. DE GRUTTOLA | 26.311 |
| 7 | 41 M. GARCIA | 10.693 | 7 | 95 G. DE GRUTTOLA | 18.047 | 7 | 6 R. SCHOTMAN | 39.914 | 7 | 41 M. GARCIA | 35.375 | 7 | 33 D. VALLE | 26.343 |
| 8 | 95 G. DE GRUTTOLA | 10.742 | 8 | 79 C. TAYLOR | 18.064 | 8 | 88 M. PEREZ | 39.994 | 8 | 12 A. RUSMIPUTRO | 35.418 | 8 | 22 M. KALININ | 26.374 |
| 9 | 99 P. GRASSIA | 10.810 | 9 | 41 M. GARCIA | 18.071 | 9 | 75 S. DEROUE | 40.083 | 9 | 95 G. DE GRUTTOLA | 35.448 | 9 | 18 A. MURLEY | 26.400 |
| 10 | 6 R. SCHOTMAN | 10.899 | 10 | 2 A. CARRASCO | 18.081 | 10 | 41 M. GARCIA | 40.104 | 10 | 25 B. SANCHEZ | 35.454 | 10 | 91 L. BERNARDI | 26.423 |
| 11 | 2 A. CARRASCO | 10.945 | 11 | 88 M. PEREZ | 18.105 | 11 | 15 A. COPPOLA | 40.148 | 11 | 121 K. PATOVA | 35.477 | 11 | 15 A. COPPOLA | 26.441 |
| 12 | 13 J. FACCO | 11.149 | 12 | 22 M. KALININ | 18.111 | 12 | 12 A. RUSMIPUTRO | 40.213 | 12 | 2 A. CARRASCO | 35.520 | 12 | 23 M. BASTIANELLI | 26.441 |
| 13 | 18 A. MURLEY | 11.235 | 13 | 75 S. DEROUE | 18.149 | 13 | 79 C. TAYLOR | 40.222 | 13 | 33 D. VALLE | 35.565 | 13 | 6 R. SCHOTMAN | 26.477 |
| 14 | 87 A. LICCIARDI | 11.320 | 14 | 18 A. MURLEY | 18.155 | 14 | 14 E. DE LA VEGA | 40.263 | 14 | 75 S. DEROUE | 35.576 | 14 | 121 K. PATOVA | 26.503 |
| 15 | 33 D. VALLE | 11.405 | 15 | 23 M. BASTIANELLI | 18.241 | 15 | 18 A. MURLEY | 40.280 | 15 | 14 E. DE LA VEGA | 35.605 | 15 | 35 A. TRIGLIA | 26.505 |
| 16 | 75 S. DEROUE | 11.448 | 16 | 121 K. PATOVA | 18.278 | 16 | 2 A. CARRASCO | 40.338 | 16 | 23 M. BASTIANELLI | 35.634 | 16 | 13 J. FACCO | 26.526 |
| 17 | 91 L. BERNARDI | 11.449 | 17 | 17 G. NODERER | 18.279 | 17 | 80 A. PONTONE | 40.361 | 17 | 87 A. LICCIARDI | 35.662 | 17 | 80 A. PONTONE | 26.543 |
| 18 | 79 C. TAYLOR | 11.485 | 18 | 14 E. DE LA VEGA | 18.284 | 18 | 33 D. VALLE | 40.362 | 18 | 27 F. ROVELLI | 35.750 | 18 | 79 C. TAYLOR | 26.563 |
| 19 | 12 A. RUSMIPUTRO | 11.519 | 19 | 15 A. COPPOLA | 18.293 | 19 | 23 M. BASTIANELLI | 40.437 | 19 | 84 M. CARBONERA | 35.798 | 19 | 75 S. DEROUE | 26.567 |
| 20 | 21 A. BIDDLE | 11.530 | 20 | 13 J. FACCO | 18.343 | 20 | 27 F. ROVELLI | 40.528 | 20 | 18 A. MURLEY | 35.802 | 20 | 14 E. DE LA VEGA | 26.570 |
| 21 | 84 M. CARBONERA | 11.530 | 21 | 80 A. PONTONE | 18.358 | 21 | 13 J. FACCO | 40.633 | 21 | 88 M. PEREZ | 35.835 | 21 | 2 A. CARRASCO | 26.583 |
| 22 | 121 K. PATOVA | 11.548 | 22 | 33 D. VALLE | 18.368 | 22 | 121 K. PATOVA | 40.743 | 22 | 13 J. FACCO | 35.881 | 22 | 27 F. ROVELLI | 26.601 |
| 23 | 23 M. BASTIANELLI | 11.550 | 23 | 27 F. ROVELLI | 18.375 | 23 | 84 M. CARBONERA | 40.765 | 23 | 79 C. TAYLOR | 35.901 | 23 | 12 A. RUSMIPUTRO | 26.655 |
| 24 | 35 A. TRIGLIA | 11.552 | 24 | 84 M. CARBONERA | 18.439 | 24 | 17 G. NODERER | 40.836 | 24 | 80 A. PONTONE | 35.921 | 24 | 84 M. CARBONERA | 26.745 |
| 25 | 27 F. ROVELLI | 11.565 | 25 | 87 A. LICCIARDI | 18.529 | 25 | 87 A. LICCIARDI | 40.855 | 25 | 19 E. ROVELLI | 36.013 | 25 | 17 G. NODERER | 26.839 |
| 26 | 14 E. DE LA VEGA | 11.582 | 26 | 52 T. BEZUIDENHOUT | 18.549 | 26 | 35 A. TRIGLIA | 41.000 | 26 | 17 G. NODERER | 36.086 | 26 | 19 E. ROVELLI | 26.987 |
| 27 | 19 E. ROVELLI | 11.655 | 27 | 62 J. SCHULTZ | 18.590 | 27 | 9 R. DOORAKKER | 41.068 | 27 | 35 A. TRIGLIA | 36.150 | 27 | 9 R. DOORAKKER | 26.990 |
| 28 | 7 N. SETTIMO | 11.730 | 28 | 7 N. SETTIMO | 18.599 | 28 | 7 N. SETTIMO | 41.245 | 28 | 9 R. DOORAKKER | 36.345 | 28 | 52 T. BEZUIDENHOUT | 27.109 |
| 29 | 62 J. SCHULTZ | 11.744 | 29 | 35 A. TRIGLIA | 18.629 | 29 | 19 E. ROVELLI | 41.248 | 29 | 52 T. BEZUIDENHOUT | 36.379 | 29 | 87 A. LICCIARDI | 27.117 |
| 30 | 130 R. FERREIRA | 11.780 | 30 | 21 A. BIDDLE | 18.679 | 30 | 52 T. BEZUIDENHOUT | 41.365 | 30 | 7 N. SETTIMO | 36.389 | 30 | 62 J. SCHULTZ | 27.228 |
| 31 | 9 R. DOORAKKER | 11.802 | 31 | 19 E. ROVELLI | 18.687 | 31 | 21 A. BIDDLE | 41.414 | 31 | 62 J. SCHULTZ | 36.507 | 31 | 21 A. BIDDLE | 27.293 |
| 32 | 80 A. PONTONE | 11.820 | 32 | 9 R. DOORAKKER | 18.695 | 32 | 62 J. SCHULTZ | 41.467 | 32 | 21 A. BIDDLE | 36.552 | 32 | 7 N. SETTIMO | 27.317 |
| 33 | 52 T. BEZUIDENHOUT | 11.889 | 33 | 94 C. MITCHELL | 18.890 | 33 | 94 C. MITCHELL | 41.760 | 33 | 94 C. MITCHELL | 36.939 | 33 | 11 N. CUPAIOLI | 27.667 |
| 34 | 94 C. MITCHELL | 11.904 | 34 | 11 N. CUPAIOLI | 19.444 | 34 | 11 N. CUPAIOLI | 42.360 | 34 | 11 N. CUPAIOLI | 37.258 | 34 | 94 C. MITCHELL | 27.921 |
| 35 | 17 G. NODERER | 11.935 | 35 | 130 R. FERREIRA | 19.458 | 35 | 130 R. FERREIRA | 43.074 | 35 | 130 R. FERREIRA | 37.386 | 35 | 130 R. FERREIRA | 28.397 |
| 36 | 11 N. CUPAIOLI | 12.021 | 36 | 28 P. GIACOMINI | 19.586 | 36 | 28 P. GIACOMINI | 3:22.755 | 36 | 28 P. GIACOMINI | 41.079 | | | |

14/05/2017

These data/results cannot be reproduced, stored and/or transmitted in whole or in part by any manner of electronic, mechanical, photocopying, recording, broadcasting or otherwise now known or herein after developed without the previous express consent by the copyright owner, except for reproduction in daily press and regular printed publications on sale to the public within 60 days of the event related to those data/results and always provided that copyright symbol appears together as follows below.

© DORNA WSBK ORGANIZATION Srl 2017

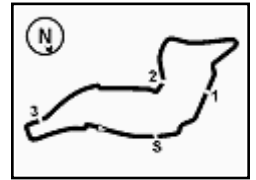
FICR PERUGIA TIMING



Official Tyre Supplier



Official Timekeeper



Italian Round, 12-13-14 May 2017

World Supersport 300 - Best Sector & Speed Race

Start at 15:41'20.458

| 41 M. GARCIA (2'11.824) | | | | | | | | |
|-------------------------|--------|--------|--------|--------|--------|----------|-------|--------------|
| Lap | Seg. 1 | Seg. 2 | Seg. 3 | Seg. 4 | Seg. 5 | Lap Time | km/h | Local Time |
| 1 | 10.693 | 19.471 | 41.874 | 36.511 | 26.782 | 2'15.331 | 146.7 | 15:43'35.789 |
| 2 | 11.457 | 18.409 | 40.780 | 36.069 | 26.348 | 2'13.063 | 179.2 | 15:45'48.852 |
| 3 | 11.516 | 18.327 | 40.639 | 35.992 | 26.340 | 2'12.814 | 170.9 | 15:48'01.666 |
| 4 | 11.769 | 18.328 | 40.408 | 35.806 | 26.519 | 2'12.830 | 169.3 | 15:50'14.496 |
| 5 | 11.575 | 18.505 | 40.232 | 35.696 | 26.707 | 2'12.715 | 171.5 | 15:52'27.211 |
| 6 | 11.654 | 18.529 | 41.028 | 35.959 | 26.441 | 2'13.611 | 169.9 | 15:54'40.822 |
| 7 | 11.506 | 18.299 | 40.575 | 35.741 | 26.658 | 2'12.779 | 178.6 | 15:56'53.601 |
| 8 | 11.554 | 18.071 | 40.119 | 35.657 | 26.483 | 2'11.884 | 173.1 | 15:59'05.485 |
| 9 | 11.387 | 18.340 | 40.172 | 35.600 | 26.325 | 2'11.824 | 175.4 | 16:01'17.309 |
| 10 | 11.687 | 18.366 | 40.104 | 35.478 | 26.785 | 2'12.420 | 168.8 | 16:03'29.729 |
| 11 | 11.829 | 18.384 | 40.364 | 35.375 | 26.004 | 2'11.956 | 173.7 | 16:05'41.685 |

| 15 A. COPPOLA (2'11.963) | | | | | | | | |
|--------------------------|--------|--------|--------|--------|--------|----------|-------|--------------|
| Lap | Seg. 1 | Seg. 2 | Seg. 3 | Seg. 4 | Seg. 5 | Lap Time | km/h | Local Time |
| 1 | 10.472 | 19.191 | 41.064 | 36.123 | 26.997 | 2'13.847 | 142.1 | 15:43'34.305 |
| 2 | 11.940 | 18.616 | 40.670 | 35.610 | 26.815 | 2'13.651 | 168.5 | 15:45'47.956 |
| 3 | 11.856 | 18.649 | 40.316 | 35.684 | 26.707 | 2'13.212 | 169.6 | 15:48'01.168 |
| 4 | 11.898 | 18.449 | 40.332 | 35.557 | 26.559 | 2'12.795 | 169.9 | 15:50'13.963 |
| 5 | 11.918 | 18.588 | 40.197 | 35.675 | 26.499 | 2'12.877 | 169.1 | 15:52'26.840 |
| 6 | 11.822 | 18.599 | 40.288 | 35.255 | 26.583 | 2'12.547 | 168.8 | 15:54'39.387 |
| 7 | 12.036 | 18.565 | 40.263 | 35.439 | 26.441 | 2'12.744 | 163.4 | 15:56'52.131 |
| 8 | 11.824 | 18.469 | 40.263 | 35.379 | 26.446 | 2'12.381 | 170.1 | 15:59'04.512 |
| 9 | 11.846 | 18.558 | 40.148 | 35.459 | 26.657 | 2'12.668 | 170.1 | 16:01'17.180 |
| 10 | 11.827 | 18.293 | 40.270 | 35.284 | 27.045 | 2'12.719 | 169.3 | 16:03'29.899 |
| 11 | 11.630 | 18.342 | 40.273 | 35.264 | 26.454 | 2'11.963 | 173.1 | 16:05'41.862 |

| 22 M. KALININ (2'11.483) | | | | | | | | |
|--------------------------|--------|--------|--------|--------|--------|----------|-------|--------------|
| Lap | Seg. 1 | Seg. 2 | Seg. 3 | Seg. 4 | Seg. 5 | Lap Time | km/h | Local Time |
| 1 | 10.628 | 19.389 | 41.848 | 35.924 | 26.917 | 2'14.706 | 148.4 | 15:43'35.164 |
| 2 | 11.708 | 18.749 | 40.698 | 36.630 | 26.374 | 2'14.159 | 175.4 | 15:45'49.323 |
| 3 | 11.615 | 18.331 | 40.440 | 35.949 | 26.764 | 2'13.099 | 175.7 | 15:48'02.422 |
| 4 | 11.687 | 18.175 | 40.333 | 35.938 | 26.459 | 2'12.592 | 176.8 | 15:50'15.014 |
| 5 | 11.627 | 18.502 | 40.541 | 35.445 | 27.066 | 2'13.181 | 175.1 | 15:52'28.195 |
| 6 | 11.533 | 18.390 | 40.465 | 35.564 | 26.596 | 2'12.548 | 176.2 | 15:54'40.743 |
| 7 | 11.549 | 18.222 | 40.438 | 35.803 | 26.702 | 2'12.714 | 178.0 | 15:56'53.457 |
| 8 | 11.720 | 18.700 | 39.930 | 35.474 | 26.607 | 2'12.431 | 171.7 | 15:59'05.888 |
| 9 | 11.517 | 18.294 | 40.169 | 35.995 | 26.877 | 2'12.852 | 178.3 | 16:01'18.740 |
| 10 | 11.707 | 18.111 | 39.790 | 35.333 | 26.542 | 2'11.483 | 175.1 | 16:03'30.223 |
| 11 | 11.424 | 18.489 | 40.835 | 35.808 | 26.582 | 2'13.138 | 178.9 | 16:05'43.361 |

| 25 B. SANCHEZ (2'11.629) | | | | | | | | |
|--------------------------|--------|--------|--------|--------|--------|----------|-------|--------------|
| Lap | Seg. 1 | Seg. 2 | Seg. 3 | Seg. 4 | Seg. 5 | Lap Time | km/h | Local Time |
| 1 | 10.523 | 19.170 | 41.150 | 36.151 | 27.229 | 2'14.223 | 145.9 | 15:43'34.681 |
| 2 | 12.026 | 18.572 | 40.748 | 35.894 | 26.812 | 2'14.052 | 168.3 | 15:45'48.733 |
| 3 | 11.645 | 18.413 | 40.652 | 36.355 | 26.964 | 2'14.029 | 168.5 | 15:48'02.762 |
| 4 | 11.443 | 18.088 | 40.417 | 35.870 | 26.575 | 2'12.393 | 177.4 | 15:50'15.155 |
| 5 | 11.492 | 18.479 | 40.187 | 35.726 | 26.751 | 2'12.635 | 175.1 | 15:52'27.790 |
| 6 | 11.383 | 18.403 | 40.723 | 35.727 | 26.334 | 2'12.570 | 177.1 | 15:54'40.360 |
| 7 | 11.546 | 18.273 | 40.377 | 35.693 | 27.040 | 2'12.929 | 177.4 | 15:56'53.289 |
| 8 | 11.752 | 18.004 | 40.038 | 35.491 | 26.726 | 2'12.011 | 174.5 | 15:59'05.300 |
| 9 | 11.616 | 18.344 | 40.333 | 36.308 | 26.213 | 2'12.814 | 169.9 | 16:01'18.114 |
| 10 | 11.752 | 18.101 | 39.734 | 35.454 | 26.588 | 2'11.629 | 172.3 | 16:03'29.743 |
| 11 | 11.858 | 18.286 | 40.752 | 35.850 | 25.862 | 2'12.608 | 172.6 | 16:05'42.351 |

| 95 G. DE GRUTTOLA (2'11.448) | | | | | | | | |
|------------------------------|--------|--------|--------|--------|--------|----------|-------|--------------|
| Lap | Seg. 1 | Seg. 2 | Seg. 3 | Seg. 4 | Seg. 5 | Lap Time | km/h | Local Time |
| 1 | 10.742 | 19.306 | 41.599 | 36.231 | 27.021 | 2'14.899 | 144.6 | 15:43'35.357 |
| 2 | 11.609 | 18.350 | 40.859 | 35.718 | 26.614 | 2'13.150 | 178.3 | 15:45'48.507 |
| 3 | 11.821 | 18.299 | 40.568 | 35.942 | 26.381 | 2'13.011 | 171.2 | 15:48'01.518 |
| 4 | 11.900 | 18.280 | 40.355 | 35.613 | 26.581 | 2'12.729 | 169.1 | 15:50'14.247 |
| 5 | 11.797 | 18.525 | 40.493 | 35.644 | 26.396 | 2'12.855 | 171.7 | 15:52'27.102 |
| 6 | 11.753 | 18.488 | 40.504 | 35.586 | 26.311 | 2'12.642 | 170.4 | 15:54'39.744 |
| 7 | 11.844 | 18.464 | 40.377 | 35.451 | 27.417 | 2'13.553 | 173.1 | 15:56'53.297 |
| 8 | 11.885 | 19.208 | 40.058 | 35.456 | 26.360 | 2'12.967 | 170.7 | 15:59'06.264 |
| 9 | 11.411 | 18.207 | 40.325 | 36.096 | 26.763 | 2'12.802 | 184.1 | 16:01'19.066 |
| 10 | 11.632 | 18.047 | 39.793 | 35.448 | 26.528 | 2'11.448 | 178.0 | 16:03'30.514 |
| 11 | 11.493 | 18.121 | 40.396 | 36.536 | 26.612 | 2'13.158 | 180.1 | 16:05'43.672 |

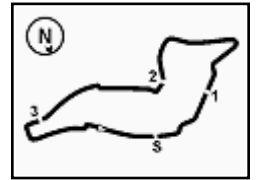
| 20 D. LOUREIRO (2'11.244) | | | | | | | | |
|---------------------------|--------|--------|--------|--------|--------|----------|-------|--------------|
| Lap | Seg. 1 | Seg. 2 | Seg. 3 | Seg. 4 | Seg. 5 | Lap Time | km/h | Local Time |
| 1 | 10.663 | 19.853 | 41.619 | 36.992 | 26.742 | 2'15.869 | 147.1 | 15:43'36.327 |
| 2 | 11.774 | 18.112 | 40.527 | 36.414 | 26.466 | 2'13.293 | 173.1 | 15:45'49.620 |
| 3 | 11.634 | 17.993 | 40.314 | 36.091 | 26.940 | 2'12.972 | 177.4 | 15:48'02.592 |
| 4 | 11.536 | 18.074 | 40.130 | 35.597 | 26.474 | 2'11.811 | 178.6 | 15:50'14.403 |
| 5 | 11.688 | 18.970 | 40.146 | 35.580 | 26.791 | 2'13.175 | 169.3 | 15:52'27.578 |

| | | | | | | | | |
|----|--------|--------|--------|--------|--------|----------|-------|--------------|
| 6 | 11.550 | 18.399 | 40.649 | 35.612 | 26.357 | 2'12.567 | 177.4 | 15:54'40.145 |
| 7 | 11.692 | 18.316 | 40.575 | 35.465 | 26.544 | 2'12.592 | 176.8 | 15:56'52.737 |
| 8 | 11.830 | 18.061 | 40.264 | 35.580 | 26.300 | 2'12.035 | 172.6 | 15:59'04.772 |
| 9 | 11.738 | 18.717 | 40.012 | 36.896 | 27.291 | 2'14.654 | 174.0 | 16:01'19.426 |
| 10 | 11.418 | 18.276 | 39.692 | 35.346 | 26.512 | 2'11.244 | 182.5 | 16:03'30.670 |
| 11 | 11.462 | 18.116 | 40.577 | 35.610 | 27.393 | 2'13.158 | 178.0 | 16:05'43.828 |

| 91 L. BERNARDI (2'11.600) | | | | | | | | |
|---------------------------|--------|--------|--------|--------|--------|----------|-------|--------------|
| Lap | Seg. 1 | Seg. 2 | Seg. 3 | Seg. 4 | Seg. 5 | Lap Time | km/h | Local Time |
| 1 | 11.520 | 20.300 | 40.925 | 36.583 | 27.090 | 2'16.418 | 151.9 | 15:43'36.872 |
| 2 | 11.643 | 18.363 | 40.134 | 36.371 | 27.095 | 2'13.606 | 177.7 | 15:45'50.846 |
| 3 | 11.853 | 18.445 | 40.433 | 35.587 | 26.423 | 2'12.741 | 174.2 | 15:48'03.223 |
| 4 | 11.821 | 18.329 | 40.227 | 35.712 | 26.698 | 2'12.787 | 174.2 | 15:50'16.010 |
| 5 | 11.790 | 18.201 | 40.007 | 35.669 | 26.722 | 2'12.389 | 173.7 | 15:52'28.399 |
| 6 | 11.558 | 18.306 | 40.628 | 35.737 | 26.436 | 2'12.665 | 177.4 | 15:54'41.064 |
| 7 | 11.732 | 18.189 | 40.329 | 36.043 | 26.455 | 2'12.748 | 174.2 | 15:56'53.812 |
| 8 | 11.449 | 18.394 | 39.903 | 35.706 | 26.743 | 2'12.195 | 183.4 | 15:59'06.007 |
| 9 | 11.605 | 18.378 | 40.361 | 35.965 | 26.989 | 2'13.298 | 178.3 | 16:01'19.305 |
| 10 | 11.615 | 18.446 | 39.767 | 35.305 | 26.467 | 2'11.600 | 180.1 | 16:03'30.905 |
| 11 | 11.729 | 18.019 | 40.252 | 36.412 | 26.550 | 2'12.962 | 174.2 | 16:05'43.867 |

| 99 P. GRASSIA (2'11.357) | | | | | | | | |
|--------------------------|--------|--------|--------|--------|--------|----------|-------|--------------|
| Lap | Seg. 1 | Seg. 2 | Seg. 3 | Seg. 4 | Seg. 5 | Lap Time | km/h | Local Time |
| 1 | 10.810 | 19.863 | 41.810 | 36.699 | 27.104 | 2'16.286 | 150.8 | 15:43'36.744 |
| 2 | 11.672 | 18.493 | 40.275 | 36.719 | 26.714 | 2'13.873 | 175.7 | 15:45'50.617 |
| 3 | 11.696 | 18.463 | 40.828 | 35.748 | 26.283 | 2'13.018 | 173.1 | 15:48'03.635 |
| 4 | 11.775 | 18.024 | 40.090 | 35.647 | 26.423 | 2'11.959 | 179.8 | 15:50'15.594 |
| 5 | 11.729 | 18.218 | 40.332 | 35.510 | 26.913 | 2'12.702 | 175.1 | 15:52'28.296 |
| 6 | 11.425 | 17.911 | 41.494 | 36.432 | 26.278 | 2'13.540 | 179.8 | 15:54'41.836 |
| 7 | 11.826 | 18.305 | 39.941 | 35.360 | 26.494 | 2'11.926 | 173.7 | 15:56'53.762 |
| 8 | 11.421 | 17.886 | 39.748 | 35.793 | 26.509 | 2'11.357 | 182.5 | 15:59'05.119 |
| 9 | 11.784 | 18.360 | 40.251 | 36.468 | 27.155 | 2'14.018 | 172.3 | 16:01'19.137 |
| 10 | 11.595 | 18.133 | 40.102 | 35.754 | 26.306 | 2'11.890 | 181.9 | 16:03'31.027 |
| 11 | 11.604 | 17.969 | 40.688 | 35.784 | 26.938 | 2'12.983 | 174.8 | 16:05'44.010 |

| 6 R. SCHOTMAN (2'11.743) | | | | | | | | |
|--------------------------|--------|--------|--------|--------|--------|----------|-------|--------------|
| Lap | Seg. 1 | Seg. 2 | Seg. 3 | Seg. 4 | Seg. 5 | Lap Time | km/h | Local Time |
| 1 | 10.899 | 19.803 | 41.660 | 36.460 | 27.300 | 2'16.122 | 151.5 | 15:43'36.580 |
| 2 | 11.565 | 18.198 | 40.573 | 36.859 | 27.066 | 2'14.261 | 178.0 | 15:45'50.841 |
| 3 | 11.472 | 18.462 | 40.695 | 35.541 | 26.762 | 2'12.932 | 176.8 | 15:48'03.773 |
| 4 | 11.588 | 18.243 | 40.234 | 35.685 | 26.837 | 2'12.587 | 177.7 | 15:50'16.360 |
| 5 | 11.601 | 18.153 | 40.401 | 35.855 | 26.745 | 2'12.755 | 177.4 | 15:52'29.115 |
| 6 | 11.601 | 18.029 | 40.672 | 36.273 | 26.648 | 2'13.223 | 178.0 | 15:54'42.338 |
| 7 | 11.719 | 18.031 | 40.337 | 35.254 | 26.477 | 2'11.818 | 175.9 | 15:56'54.156 |
| 8 | 11.435 | 18.911 | 40.132 | 35.286 | 26.592 | 2'12.356 | 180.7 | 15:59'06.512 |
| 9 | 11.509 | 18.097 | 40.439 | 36.065 | 27.055 | 2'13.165 | 180.1 | 16:01'19.677 |
| | | | | | | | | |



Imola Circuit 4.936 m

Italian Round, 12-13-14 May 2017

World Supersport 300 - Best Sector & Speed Race

Start at 15:41'20.458

| 2 A. CARRASCO (2'12.686) | | | | | | | | |
|--------------------------|--------|--------|--------|--------|--------|----------|-------|--------------|
| Lap | Seg. 1 | Seg. 2 | Seg. 3 | Seg. 4 | Seg. 5 | Lap Time | km/h | Local Time |
| 1 | 10.945 | 19.876 | 42.289 | 36.610 | 27.444 | 2'17.164 | 150.8 | 15:43'37.622 |
| 2 | 11.506 | 18.081 | 40.338 | 36.442 | 28.166 | 2'14.533 | 179.2 | 15:45'52.155 |
| 3 | 11.670 | 18.210 | 40.566 | 35.668 | 26.713 | 2'12.827 | 180.4 | 15:48'04.982 |
| 4 | 11.701 | 18.520 | 40.442 | 35.998 | 26.872 | 2'13.533 | 173.7 | 15:50'18.515 |
| 5 | 11.552 | 18.511 | 41.121 | 35.915 | 26.792 | 2'13.891 | 178.6 | 15:52'32.406 |
| 6 | 11.788 | 18.749 | 41.099 | 35.520 | 26.890 | 2'14.046 | 167.7 | 15:54'46.452 |
| 7 | 11.797 | 18.405 | 40.470 | 35.587 | 26.781 | 2'13.040 | 172.6 | 15:56'59.492 |
| 8 | 11.749 | 18.336 | 40.486 | 35.521 | 26.594 | 2'12.686 | 172.0 | 15:59'12.178 |
| 9 | 11.708 | 18.379 | 40.350 | 35.728 | 26.841 | 2'13.006 | 172.0 | 16:01'25.184 |
| 10 | 11.731 | 18.359 | 40.503 | 35.654 | 27.265 | 2'13.512 | 171.7 | 16:03'38.696 |
| 11 | 11.599 | 18.402 | 41.078 | 36.019 | 26.583 | 2'13.681 | 174.0 | 16:05'52.377 |

| 33 D. VALLE (2'12.602) | | | | | | | | |
|------------------------|--------|--------|--------|--------|--------|----------|-------|--------------|
| Lap | Seg. 1 | Seg. 2 | Seg. 3 | Seg. 4 | Seg. 5 | Lap Time | km/h | Local Time |
| 1 | 12.219 | 20.354 | 41.912 | 36.703 | 27.417 | 2'18.605 | 162.4 | 15:43'39.063 |
| 2 | 11.405 | 18.553 | 40.640 | 35.850 | 27.246 | 2'13.694 | 178.9 | 15:45'52.757 |
| 3 | 11.558 | 18.542 | 40.543 | 35.663 | 26.343 | 2'12.649 | 177.7 | 15:48'05.406 |
| 4 | 11.622 | 18.368 | 40.561 | 35.565 | 26.586 | 2'12.702 | 176.8 | 15:50'18.108 |
| 5 | 11.829 | 18.640 | 41.298 | 35.868 | 26.897 | 2'14.532 | 172.0 | 15:52'32.640 |
| 6 | 11.603 | 18.612 | 40.830 | 36.026 | 26.913 | 2'13.984 | 174.0 | 15:54'46.624 |
| 7 | 11.698 | 18.500 | 40.481 | 35.623 | 26.797 | 2'13.099 | 173.1 | 15:56'59.723 |
| 8 | 11.592 | 18.543 | 40.362 | 35.580 | 26.525 | 2'12.602 | 175.7 | 15:59'12.325 |
| 9 | 11.606 | 18.421 | 40.384 | 35.844 | 26.796 | 2'13.051 | 174.2 | 16:01'25.376 |
| 10 | 11.588 | 18.496 | 40.423 | 35.779 | 26.823 | 2'13.109 | 174.8 | 16:03'38.485 |
| 11 | 11.912 | 18.376 | 40.860 | 36.284 | 26.668 | 2'14.100 | 170.9 | 16:05'52.585 |

| 12 A. RUSMIPUTRO (2'12.484) | | | | | | | | |
|-----------------------------|--------|--------|--------|--------|--------|----------|-------|--------------|
| Lap | Seg. 1 | Seg. 2 | Seg. 3 | Seg. 4 | Seg. 5 | Lap Time | km/h | Local Time |
| 1 | 11.994 | 20.557 | 41.733 | 36.976 | 27.496 | 2'18.756 | 161.9 | 15:43'39.214 |
| 2 | 11.552 | 18.642 | 41.068 | 35.805 | 26.947 | 2'14.014 | 178.3 | 15:45'53.228 |
| 3 | 11.519 | 18.361 | 40.707 | 35.846 | 26.859 | 2'13.292 | 178.9 | 15:48'06.520 |
| 4 | 11.631 | 18.593 | 40.454 | 35.939 | 26.655 | 2'13.272 | 175.4 | 15:50'19.792 |
| 5 | 11.711 | 18.480 | 40.546 | 35.783 | 26.778 | 2'13.298 | 174.2 | 15:52'33.090 |
| 6 | 11.521 | 18.662 | 41.056 | 36.242 | 27.074 | 2'14.555 | 180.7 | 15:54'47.645 |
| 7 | 11.525 | 18.262 | 40.779 | 35.828 | 27.009 | 2'13.403 | 175.7 | 15:57'01.048 |
| 8 | 11.738 | 18.201 | 40.213 | 35.418 | 26.914 | 2'12.484 | 174.8 | 15:59'13.532 |
| 9 | 11.897 | 18.373 | 40.524 | 35.680 | 26.864 | 2'13.338 | 172.0 | 16:01'26.870 |
| 10 | 11.688 | 18.348 | 40.326 | 35.547 | 26.732 | 2'12.641 | 177.4 | 16:03'39.511 |
| 11 | 11.610 | 18.030 | 40.806 | 36.323 | 26.685 | 2'13.454 | 176.5 | 16:05'52.965 |

| 18 A. MURLEY (2'12.523) | | | | | | | | |
|-------------------------|--------|--------|--------|--------|--------|----------|-------|--------------|
| Lap | Seg. 1 | Seg. 2 | Seg. 3 | Seg. 4 | Seg. 5 | Lap Time | km/h | Local Time |
| 1 | 11.235 | 19.931 | 41.664 | 36.673 | 27.366 | 2'16.869 | 151.9 | 15:43'37.327 |
| 2 | 11.826 | 18.305 | 40.443 | 36.290 | 27.492 | 2'14.356 | 174.0 | 15:45'51.683 |
| 3 | 11.901 | 18.476 | 40.822 | 35.862 | 26.942 | 2'14.003 | 172.6 | 15:48'05.686 |
| 4 | 11.774 | 18.211 | 40.668 | 35.802 | 26.630 | 2'13.085 | 175.7 | 15:50'18.771 |
| 5 | 11.657 | 18.377 | 41.325 | 36.257 | 27.205 | 2'14.821 | 177.7 | 15:52'33.592 |
| 6 | 11.770 | 18.251 | 40.842 | 35.877 | 26.715 | 2'13.455 | 174.5 | 15:54'47.047 |
| 7 | 11.651 | 18.322 | 40.558 | 36.033 | 26.494 | 2'13.058 | 177.7 | 15:57'00.105 |
| 8 | 11.761 | 18.203 | 40.280 | 35.879 | 26.400 | 2'12.523 | 174.8 | 15:59'12.628 |
| 9 | 11.712 | 18.300 | 40.298 | 35.939 | 26.783 | 2'13.032 | 174.8 | 16:01'25.660 |
| 10 | 11.749 | 18.155 | 40.570 | 35.905 | 26.839 | 2'13.218 | 175.9 | 16:03'38.878 |
| 11 | 11.690 | 18.469 | 40.975 | 36.334 | 27.053 | 2'14.521 | 178.0 | 16:05'53.399 |

| 79 C. TAYLOR (2'12.697) | | | | | | | | |
|-------------------------|--------|--------|--------|--------|--------|----------|-------|--------------|
| Lap | Seg. 1 | Seg. 2 | Seg. 3 | Seg. 4 | Seg. 5 | Lap Time | km/h | Local Time |
| 1 | 11.485 | 19.694 | 42.177 | 37.051 | 27.579 | 2'17.986 | 155.6 | 15:43'38.444 |
| 2 | 11.660 | 18.124 | 40.675 | 36.269 | 27.166 | 2'13.894 | 177.7 | 15:45'52.338 |
| 3 | 11.553 | 18.383 | 40.949 | 36.200 | 26.966 | 2'14.051 | 179.5 | 15:48'06.389 |
| 4 | 11.770 | 18.366 | 40.250 | 35.964 | 26.648 | 2'12.998 | 174.0 | 15:50'19.387 |
| 5 | 11.731 | 18.193 | 40.693 | 36.049 | 26.883 | 2'13.549 | 175.1 | 15:52'32.936 |
| 6 | 11.646 | 18.391 | 41.261 | 36.087 | 27.182 | 2'14.567 | 178.0 | 15:54'47.503 |
| 7 | 11.697 | 18.301 | 40.897 | 35.964 | 26.784 | 2'13.643 | 175.4 | 15:57'01.146 |
| 8 | 11.645 | 18.394 | 40.412 | 35.961 | 26.563 | 2'12.975 | 175.1 | 15:59'14.121 |
| 9 | 11.675 | 18.064 | 40.648 | 36.154 | 26.583 | 2'13.124 | 175.4 | 16:01'27.245 |
| 10 | 11.629 | 18.303 | 40.222 | 35.901 | 26.642 | 2'12.697 | 178.3 | 16:03'39.942 |
| 11 | 11.698 | 18.196 | 40.388 | 36.378 | 26.910 | 2'13.570 | 177.1 | 16:05'53.512 |

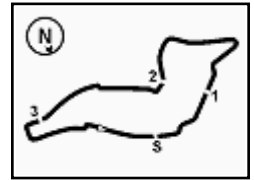
| 23 M. BASTIANELLI (2'12.690) | | | | | | | | |
|------------------------------|--------|--------|--------|--------|--------|----------|-------|--------------|
| Lap | Seg. 1 | Seg. 2 | Seg. 3 | Seg. 4 | Seg. 5 | Lap Time | km/h | Local Time |
| 1 | 12.285 | 21.176 | 42.961 | 36.641 | 27.293 | 2'20.356 | 157.5 | 15:43'40.814 |
| 2 | 11.763 | 18.663 | 40.844 | 36.029 | 26.583 | 2'13.882 | 178.9 | 15:45'54.696 |
| 3 | 11.550 | 18.548 | 40.437 | 35.656 | 26.608 | 2'12.799 | 178.9 | 15:48'07.495 |
| 4 | 11.782 | 18.772 | 40.720 | 35.855 | 26.818 | 2'13.947 | 173.7 | 15:50'21.442 |
| 5 | 11.673 | 18.520 | 41.145 | 36.176 | 26.635 | 2'14.149 | 174.0 | 15:52'35.591 |

| | | | | | | | | |
|----|--------|--------|--------|--------|--------|----------|-------|--------------|
| 6 | 11.574 | 18.508 | 41.193 | 35.926 | 26.750 | 2'13.951 | 176.8 | 15:54'49.542 |
| 7 | 11.701 | 18.241 | 40.544 | 35.634 | 26.570 | 2'12.690 | 176.5 | 15:57'02.232 |
| 8 | 11.773 | 18.458 | 40.647 | 35.722 | 26.636 | 2'13.236 | 173.4 | 15:59'15.468 |
| 9 | 11.899 | 18.447 | 40.734 | 35.811 | 26.966 | 2'13.857 | 172.8 | 16:01'29.325 |
| 10 | 11.688 | 18.516 | 41.499 | 36.030 | 26.441 | 2'14.174 | 175.7 | 16:03'43.499 |
| 11 | 11.556 | 18.682 | 40.665 | 36.154 | 26.603 | 2'13.660 | 178.9 | 16:05'57.159 |

| 14 E. DE LA VEGA (2'12.873) | | | | | | | | |
|-----------------------------|--------|--------|--------|--------|--------|----------|-------|--------------|
| Lap | Seg. 1 | Seg. 2 | Seg. 3 | Seg. 4 | Seg. 5 | Lap Time | km/h | Local Time |
| 1 | 11.712 | 20.308 | 41.965 | 36.947 | 27.221 | 2'18.153 | 153.0 | 15:43'38.611 |
| 2 | 11.807 | 19.045 | 41.140 | 36.345 | 27.490 | 2'15.827 | 173.4 | 15:45'54.438 |
| 3 | 11.612 | 18.640 | 40.263 | 36.090 | 26.570 | 2'13.175 | 178.0 | 15:48'07.613 |
| 4 | 11.728 | 18.448 | 40.865 | 35.683 | 26.960 | 2'13.684 | 173.7 | 15:50'21.297 |
| 5 | 11.864 | 18.648 | 40.819 | 35.964 | 26.897 | 2'14.192 | 170.7 | 15:52'35.489 |
| 6 | 11.702 | 18.681 | 41.149 | 36.004 | 26.698 | 2'14.234 | 172.3 | 15:54'49.723 |
| 7 | 11.582 | 18.383 | 40.597 | 35.605 | 26.706 | 2'12.873 | 177.4 | 15:57'02.596 |
| 8 | 11.664 | 18.284 | 40.700 | 36.232 | 26.626 | 2'13.506 | 175.9 | 15:59'16.102 |
| 9 | 11.777 | 18.629 | 40.281 | 35.652 | 27.096 | 2'13.435 | 174.2 | 16:01'29.537 |
| 10 | 11.597 | 18.511 | 41.233 | 35.666 | 26.713 | 2'13.720 | 178.9 | 16:03'43.257 |
| 11 | 11.781 | 19.314 | 40.387 | 35.906 | 26.850 | 2'14.235 | 174.5 | 16:05'57.492 |

| 13 J. FACCO (2'13.225) | | | | | | | | |
|------------------------|--------|--------|--------|--------|--------|----------|-------|--------------|
| Lap | Seg. 1 | Seg. 2 | Seg. 3 | Seg. 4 | Seg. 5 | Lap Time | km/h | Local Time |
| 1 | 11.149 | 20.134 | 42.368 | 37.230 | 27.463 | 2'18.344 | 150.4 | 15:43'38.802 |
| 2 | 11.624 | 20.725 | 41.258 | 36.118 | 26.675 | 2'16.400 | 179.5 | 15:45'55.202 |
| 3 | 11.739 | 18.446 | 40.633 | 35.881 | 26.526 | 2'13.225 | 174.0 | 15:48'08.427 |
| 4 | 11.738 | 18.343 | 40.649 | 36.154 | 27.093 | 2'13.977 | 175.4 | 15:50'22.404 |
| 5 | 11.840 | 18.701 | 41.178 | 36.030 | 26.907 | 2'14.656 | 169.9 | 15:52'37.060 |
| 6 | 11.946 | 18.549 | 41.114 | 36.197 | 26.912 | 2'14.718 | 168.8 | 15:54'51.778 |
| 7 | 12.043 | 18.678 | 41.203 | 36.057 | 26.683 | 2'14.664 | 168.5 | 15:57'06.442 |
| 8 | 12.030 | 18.624 | 40.923 | 36.061 | 26.677 | 2'14.315 | 168.0 | 15:59'20.757 |
| 9 | 12.101 | 18.649 | 40.819 | 36.167 | 26.785 | 2'14.521 | 167.0 | 16:01'35.278 |
| 10 | 12.080 | 18.687 | 40.878 | 36.061 | 26.562 | 2'14.268 | 167.2 | 16:03'49.546 |
| 11 | 12.084 | 18.631 | 42.117 | 36.300 | 26.776 | 2'15.908 | 167.5 | 16:06'05.454 |

| 27 F. ROVELLI (2'13.900) | | | | | | | | |
|--------------------------|--------|--------|--------|--------|--------|----------|-------|--------------|
| Lap | Seg. 1 | Seg. 2 | Seg. 3 | Seg. 4 | Seg. 5 | Lap Time | km/h | Local Time |
| 1 | 12.434 | 20.791 | 43.344 | 36.682 | 28.128 | 2'21.379 | 159.3 | 15:43'41.837 |
| 2 | 11.791 | 18.653 | 40.868 | 36.621 | 27.346 | 2'15.279 | 175.1 | 15:45'57.116 |
| 3 | 11.565 | 18.718 | 40.723 | 36.015 | 26.879 | 2'13.900 | 177.1 | 15:48'11.016 |
| 4 | 11.748 | 18.830 | 41.032 | 38.782 | 27.102 | 2'17.494 | 175.9 | 15:50'28.510 |
| 5 | 11.755 | 18.681 | 41.061 | 36.294 | 26.938 | 2'14.729 | 173.4 | 15:52'43.239 |
| 6 | 11.831 | 18.375 | 40.998 | 36.186 | 26.982 | 2'14.372 | 173.7 | 15:54'57.611 |
| 7 | 11.997 | 18.706 | 41.133 | 36.005 | 26.959 | 2'14.800 | 170.1 | 15:57'12.217 |
| 8 | 11.881 | 18.649 | 41.099 | 36.039 | 27.169 | 2'14.837 | 170.4 | 15:59'29.448 |
| 9 | 11.888 | 18.748 | 41.016 | 36.012 | 26.601 | 2'14.265 | 170.9 | 16:01'41.513 |
| 10 | 11. | | | | | | | |



Imola Circuit 4.936 m

4 / 4

Italian Round, 12-13-14 May 2017

World Supersport 300 - Best Sector & Speed Race

Start at 15:41'20.458

121 K. PATOVA (2'12.997)

| Lap | Seg. 1 | Seg. 2 | Seg. 3 | Seg. 4 | Seg. 5 | Lap Time | km/h | Local Time |
|-----|---------------|---------------|---------------|---------------|---------------|-----------------|--------------|--------------|
| 1 | 11.562 | 20.128 | 41.864 | 36.725 | 27.620 | 2'17.899 | 158.1 | 15:43'38.357 |
| 2 | 11.797 | 18.887 | 41.179 | 36.638 | 27.042 | 2'15.543 | 177.7 | 15:45'53.900 |
| 3 | 11.688 | 18.505 | 40.743 | 35.659 | 26.849 | 2'13.444 | 175.4 | 15:48'07.344 |
| 4 | 11.757 | 18.406 | 41.050 | 35.767 | 26.890 | 2'13.870 | 175.4 | 15:50'21.214 |
| 5 | 11.826 | 18.496 | 40.908 | 35.854 | 27.062 | 2'14.146 | 173.4 | 15:52'35.360 |
| 6 | 11.746 | 18.367 | 41.284 | 35.709 | 26.821 | 2'13.927 | 174.2 | 15:54'49.287 |
| 7 | 11.792 | 18.373 | 40.755 | 35.467 | 26.722 | 2'13.109 | 172.8 | 15:57'02.396 |
| 8 | 11.548 | 18.278 | 40.762 | 35.627 | 26.782 | 2'12.997 | 176.2 | 15:59'15.393 |
| 9 | 11.806 | 18.306 | 40.883 | 35.919 | 26.871 | 2'13.785 | 174.0 | 16:01'29.178 |
| 10 | 11.759 | 18.477 | 41.356 | 35.648 | 26.503 | 2'13.743 | 174.2 | 16:03'42.921 |

130 R. FERREIRA (2'20.774)

| Lap | Seg. 1 | Seg. 2 | Seg. 3 | Seg. 4 | Seg. 5 | Lap Time | km/h | Local Time |
|-----|---------------|---------------|---------------|---------------|---------------|-----------------|--------------|--------------|
| 1 | 11.780 | 3'11.392 | 47.825 | 40.325 | 30.106 | 5'21.428 | 159.3 | 15:46'41.886 |
| 2 | 12.489 | 20.787 | 44.851 | 38.927 | 29.442 | 2'26.496 | 161.7 | 15:49'08.382 |
| 3 | 12.483 | 19.973 | 43.820 | 37.942 | 29.009 | 2'23.227 | 160.5 | 15:51'31.609 |
| 4 | 12.319 | 19.666 | 43.417 | 37.718 | 28.636 | 2'21.756 | 163.4 | 15:53'53.365 |
| 5 | 12.283 | 19.556 | 43.074 | 37.386 | 28.475 | 2'20.774 | 164.2 | 15:56'14.139 |
| 6 | 12.268 | 19.458 | 43.236 | 37.786 | 28.969 | 2'21.717 | 164.4 | 15:58'35.856 |
| 7 | 12.276 | 19.626 | 43.219 | 37.630 | 28.397 | 2'21.148 | 165.2 | 16:00'57.004 |
| 8 | 12.280 | 19.543 | 43.686 | 37.472 | 28.422 | 2'21.403 | 163.4 | 16:03'18.407 |
| 9 | 12.353 | 19.527 | 43.258 | 37.585 | 28.611 | 2'21.334 | 163.7 | 16:05'39.741 |

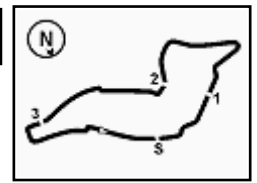
14/05/2017

P = Pits In/Out - C = Lap-Time Cancelled

These data/results cannot be reproduced, stored and/or transmitted in whole or in part by any manner of electronic, mechanical, photocopying, recording, broadcasting or otherwise now known or herein after developed without the previous express consent by the copyright owner, except for reproduction in daily press and regular printed publications on sale to the public within 60 days of the event related to those data/results and always provided that copyright symbol appears together as follows below.

© DORNA WSBK ORGANIZATION Srl 2017



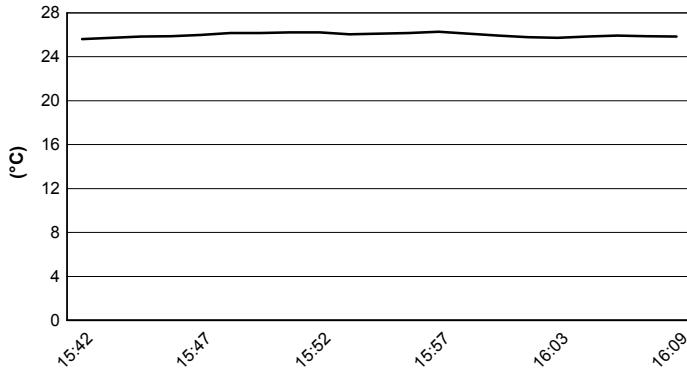


Imola Circuit 4.936 m

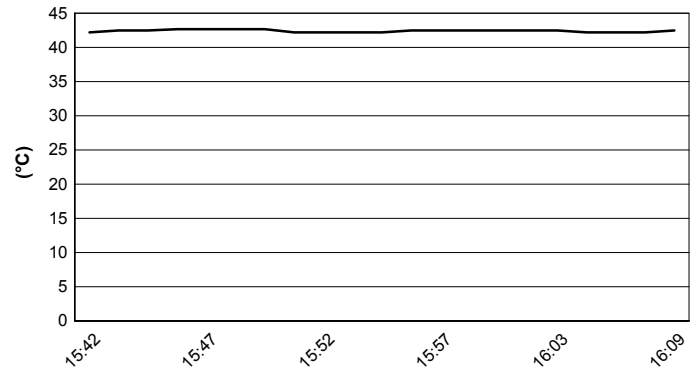
Italian Round, 12-13-14 May 2017
World Supersport 300 - Weather Report Race

Session started 15:41 Session ended 16:09

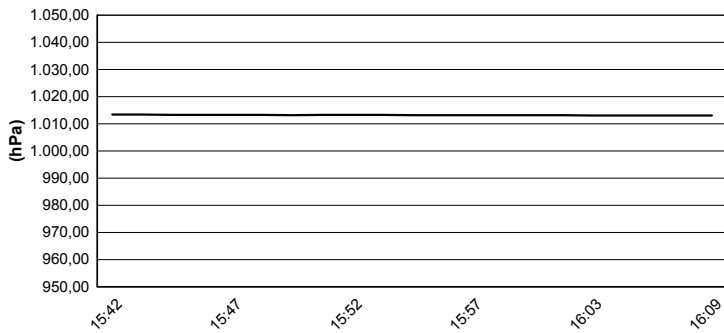
Air Temperature



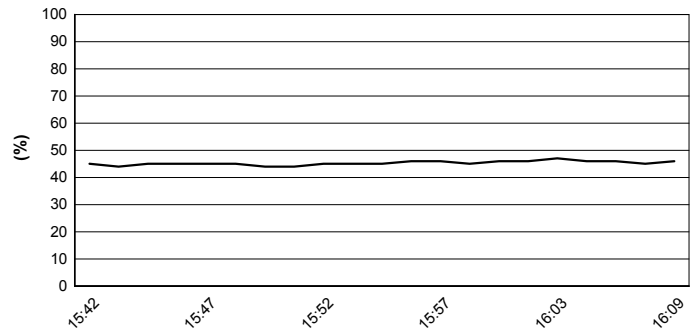
Track Temperature



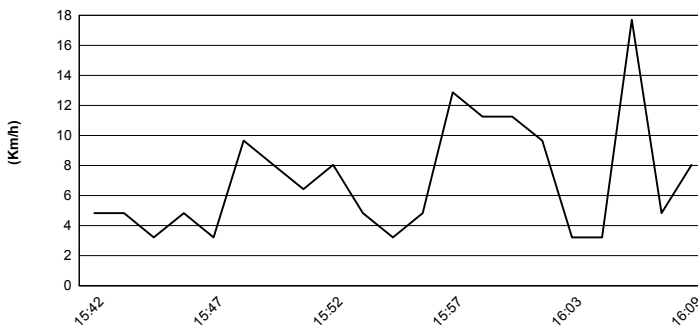
Air Pressure



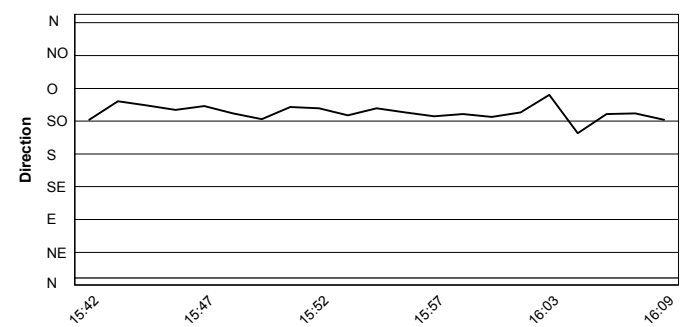
Humidity



Wind Speed



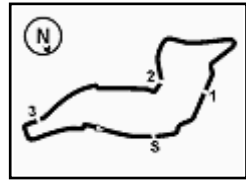
Wind Direction



14/05/2017

These data/results cannot be reproduced, stored and/or transmitted in whole or in part by any manner of electronic, mechanical, photocopying, recording, broadcasting or otherwise now known or herein after developed without the previous express consent by the copyright owner, except for reproduction in daily press and regular printed publications on sale to the public within 60 days of the event related to those data/results and always provided that copyright symbol appears together as follows below.
© DORNA WSBK ORGANIZATION Srl 2017





Imola Circuit 4.936 m

Italian Round, 12-13-14 May 2017

World Supersport 300 - Championship Standings

| | Points | Points From First | Points From Previous | April 2 ARAGÓN | April 30 ASSEN | May 14 IMOLA | May 28 DONINGTON PARK | June 18 MISANO | August 20 LAUSITZRING | September 17 PORTIMÃO | October 1 MAGNY COURS | October 22 JEREZ | | | | | | | | | | | |
|--|-----------|-------------------|----------------------|--------------------------|--------------------------|------------------------|---------------------------------|--------------------------|---------------------------------|---------------------------------|---------------------------------|----------------------------|--|--|--|--|--|--|--|--|--|--|--|
| 1 DEROUE Scott (NED) | 55 | | | 25 1 | 25 1 | 5 1 | | | | | | | | | | | | | | | | | |
| 2 COPPOLA Alfonso (ITA) | 41 | 14 | | 5 11 | 16 3 | 20 2 | | | | | | | | | | | | | | | | | |
| 3 SÁNCHEZ Borja (ESP) | 39 | 16 | 2 | 13 4 | 13 2 | 13 3 | | | | | | | | | | | | | | | | | |
| 4 GARCIA Marc (ESP) | 35 | 20 | 4 | 0 11 | 10 11 | 25 4 | | | | | | | | | | | | | | | | | |
| 5 LOUREIRO Dorren (RSA) | 29 | 26 | 6 | 8 8 | 11 6 | 10 5 | | | | | | | | | | | | | | | | | |
| 6 VALLE Daniel (ESP) | 23 | 32 | 6 | 20 2 | 0 4 | 3 6 | | | | | | | | | | | | | | | | | |
| 7 DE GRUTTOLA Giuseppe (ITA) | 23 | 32 | 0 | 9 7 | 3 9 | 11 6 | | | | | | | | | | | | | | | | | |
| 8 PEREZ Mika (ESP) | 22 | 33 | 1 | 16 3 | 0 7 | 6 8 | | | | | | | | | | | | | | | | | |
| 9 VAN STRAALLEN Glenn (NED) | 20 | 35 | 2 | 0 4 | 20 4 | 0 9 | | | | | | | | | | | | | | | | | |
| 10 CARRASCO Ana (ESP) | 19 | 36 | 1 | 6 10 | 9 8 | 4 10 | | | | | | | | | | | | | | | | | |
| 11 GRASSIA Paolo (ITA) | 18 | 37 | 1 | 10 6 | 0 11 | 8 11 | | | | | | | | | | | | | | | | | |
| 12 KALININ Mykyta (UKR) | 16 | 39 | 2 | 0 | 0 | 16 12 | | | | | | | | | | | | | | | | | |
| 13 LICCIARDI Angelo (BEL) | 11 | 44 | 5 | 11 5 | 0 10 | 0 13 | | | | | | | | | | | | | | | | | |
| 14 CABUK Harun (TUR) | 10 | 45 | 1 | 2 14 | 8 11 | 0 14 | | | | | | | | | | | | | | | | | |
| 15 MURLEY Alex (GBR) | 10 | 45 | 0 | 3 13 | 6 14 | 1 14 | | | | | | | | | | | | | | | | | |
| 16 BERNARDI Luca (RSM) | 9 | 46 | 1 | 0 | 0 | 9 16 | | | | | | | | | | | | | | | | | |
| 17 SCHOTMAN Robert (NED) | 7 | 48 | 2 | 0 | 0 | 7 17 | | | | | | | | | | | | | | | | | |
| 18 DOORAKKERS Ruben (NED) | 7 | 48 | 0 | 0 | 7 15 | 0 17 | | | | | | | | | | | | | | | | | |
| 19 GIACOMINI Paolo (ITA) | 7 | 48 | 0 | 7 9 | 0 15 | 0 17 | | | | | | | | | | | | | | | | | |
| 20 PATOVA Kimi (FIN) | 5 | 50 | 2 | 0 | 5 17 | 0 20 | | | | | | | | | | | | | | | | | |
| 21 FACCO Jacopo (ITA) | 4 | 51 | 1 | 0 | 4 18 | 0 21 | | | | | | | | | | | | | | | | | |
| 22 BASTIANELLI Manuel (ITA) | 4 | 51 | 0 | 4 12 | 0 18 | 0 21 | | | | | | | | | | | | | | | | | |
| 23 RUSMIPUTRO Ali Adriansyah (INA) | 2 | 53 | 2 | 0 | 0 | 2 23 | | | | | | | | | | | | | | | | | |
| 24 NODERER Gabriel (GER) | 2 | 53 | 0 | 0 | 2 20 | 0 23 | | | | | | | | | | | | | | | | | |
| 25 PONTONE Armando (ITA) | 2 | 53 | 0 | 1 15 | 1 20 | 0 23 | | | | | | | | | | | | | | | | | |

14/05/2017

First Line: Championship Standings - Second Line: Ranking Progression

These data/results cannot be reproduced, stored and/or transmitted in whole or in part by any manner of electronic, mechanical, photocopying, recording, broadcasting or otherwise now known or herein after developed without the previous express consent by the copyright owner, except for reproduction in daily press and regular printed publications on sale to the public within 60 days of the event related to those data/results and always provided that copyright symbol appears together as follows below.

© DORNA WSBK ORGANIZATION Srl 2017

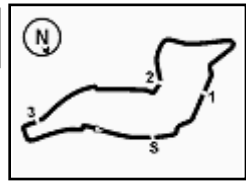
FIGR PERUGIA TIMING



Official Tyre Supplier



Official Timekeeper



Imola Circuit 4.936 m

Italian Round, 12-13-14 May 2017

World Supersport 300 - Manufacturers Standings

| | Points | Points From First | Points From Previous | April 2 ARAGÓN | April 30 ASSEN | May 14 IMOLA | May 28 DONINGTON PARK | June 18 MISANO | August 20 LAUSITZRING | September 17 PORTIMÃO | October 1 MAGNY COURS | October 22 JEREZ | | | | | | | |
|------------|--------|-------------------|----------------------|-------------------|-------------------|-----------------|--------------------------|-------------------|--------------------------|--------------------------|--------------------------|---------------------|--|--|--|--|--|--|--|
| 1 YAMAHA | 61 | | | 20 2 | 16 2 | 25 1 | | | | | | | | | | | | | |
| 2 KAWASAKI | 58 | 3 | | 25 1 | 25 1 | 8 2 | | | | | | | | | | | | | |
| 3 HONDA | 42 | 19 | 16 | 16 3 | 20 2 | 6 3 | | | | | | | | | | | | | |

14/05/2017

First Line: Championship Standings - Second Line: Ranking Progression

These data/results cannot be reproduced, stored and/or transmitted in whole or in part by any manner of electronic, mechanical, photocopying, recording, broadcasting or otherwise now known or herein after developed without the previous express consent by the copyright owner, except for reproduction in daily press and regular printed publications on sale to the public within 60 days of the event related to those data/results and always provided that copyright symbol appears together as follows below.

© DORNA WSBK ORGANIZATION Srl 2017

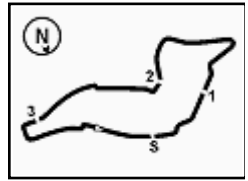
PIRELLI PERUGIA TIMING



Official Tyre Supplier



Official Timekeeper



Imola Circuit 4.936 m

Italian Round, 12-13-14 May 2017
World Supersport 300 - Pirelli Best Lap Award

| Points | Points From First | Points From Previous | April 2 | April 30 | May 14 | May 28 | June 18 | August 20 | September 17 | October 1 | October 22 | | | | | |
|-----------------------------------|-------------------|----------------------|---------|----------|--------|----------------|---------|-------------|--------------|-------------|------------|--|--|--|--|--|
| | | | ARAGÓN | ASSEN | IMOLA | DONINGTON PARK | MISANO | LAUSITZRING | PORTIMÃO | MAGNY COURS | JEREZ | | | | | |
| Fastest Laps | | | | | | | | | | | | | | | | |
| 1 COPPOLA Alfonso (ITA) | 1 | | | 1 | | | | | | | | | | | | |
| 2 LOUREIRO Dorren (RSA) | 1 | 0 | | | 1 | | | | | | | | | | | |
| 3 PEREZ Mika (ESP) | 1 | 0 | 0 | 1 | | | | | | | | | | | | |

14/05/2017

These data/results cannot be reproduced, stored and/or transmitted in whole or in part by any manner of electronic, mechanical, photocopying, recording, broadcasting or otherwise now known or herein after developed without the previous express consent by the copyright owner, except for reproduction in daily press and regular printed publications on sale to the public within 60 days of the event related to those data/results and always provided that copyright symbol appears together as follows below.

© DORNA WSBK ORGANIZATION Srl 2017

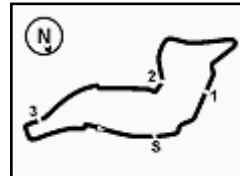
FIKR PERUGIA TIMING



Official Tyre Supplier



Official Timekeeper



Italian Round, 12-13-14 May 2017

World Supersport 300 - Rider's Performance

Imola Circuit 4.936 m

| Rider | Points | Points From First | Points From Previous | April 2 ARAGÓN | | April 30 ASSEN | | May 14 IMOLA | | May 28 DONINGTON PARK | | June 18 MISANO | | August 20 LAUSITZRING | | September 17 PORTIMÃO | | October 1 MAGNY COURS | | October 22 JEREZ | | | | | | | |
|-----------------|--------|-------------------|----------------------|-------------------|----|-------------------|----|-----------------|----|--------------------------|---|-------------------|---|--------------------------|---|--------------------------|---|--------------------------|---|---------------------|---|---|---|---|---|---|---|
| | | | | G | R | G | R | G | R | G | R | G | R | G | R | G | R | G | R | G | R | G | R | G | R | G | R |
| 1 DEROUE | 55 | | | 1 | 1 | 2 | 1 | 21 | 11 | | | | | | | | | | | | | | | | | | |
| 2 COPPOLA | 41 | 14 | | 22 | 11 | 6 | 3 | 2 | 2 | | | | | | | | | | | | | | | | | | |
| 3 SÁNCHEZ | 39 | 16 | 2 | 6 | 4 | 1 | 4 | 3 | 4 | | | | | | | | | | | | | | | | | | |
| 4 GARCIA | 35 | 20 | 4 | 7 | Rt | 20 | 6 | 5 | 1 | | | | | | | | | | | | | | | | | | |
| 5 LOUREIRO | 29 | 26 | 6 | 20 | 8 | 10 | 5 | 7 | 6 | | | | | | | | | | | | | | | | | | |
| 6 VALLE | 23 | 32 | 6 | 4 | 2 | 21 | Rt | 31 | 13 | | | | | | | | | | | | | | | | | | |
| 7 DE GRUTTOLA | 23 | 32 | 0 | 8 | 7 | 7 | 13 | 6 | 5 | | | | | | | | | | | | | | | | | | |
| 8 PEREZ | 22 | 33 | 1 | 2 | 3 | 4 | 24 | 1 | 10 | | | | | | | | | | | | | | | | | | |
| 9 VAN STRAALLEN | 20 | 35 | 2 | | | 16 | 2 | | | | | | | | | | | | | | | | | | | | |
| 10 CARRASCO | 19 | 36 | 1 | 14 | 10 | 13 | 7 | 13 | 12 | | | | | | | | | | | | | | | | | | |
| 11 GRASSIA | 18 | 37 | 1 | 9 | 6 | 3 | 23 | 8 | 8 | | | | | | | | | | | | | | | | | | |
| 12 KALININ | 16 | 39 | 2 | 3 | Rt | 5 | Rt | 9 | 3 | | | | | | | | | | | | | | | | | | |
| 13 LICCIARDI | 11 | 44 | 5 | 15 | 5 | 22 | Rt | 16 | 22 | | | | | | | | | | | | | | | | | | |
| 14 CABUK | 10 | 45 | 1 | 12 | 14 | 23 | 8 | 37 | | | | | | | | | | | | | | | | | | | |
| 15 MURLEY | 10 | 45 | 0 | 17 | 13 | 14 | 10 | 12 | 15 | | | | | | | | | | | | | | | | | | |
| 16 BERNARDI | 9 | 46 | 1 | | | | | 14 | 7 | | | | | | | | | | | | | | | | | | |
| 17 GIACOMINI | 7 | 48 | 2 | 23 | 9 | 19 | Rt | 4 | Rt | | | | | | | | | | | | | | | | | | |
| 18 DOORAKKERS | 7 | 48 | 0 | 24 | Rt | 17 | 9 | 34 | 27 | | | | | | | | | | | | | | | | | | |
| 19 SCHOTMAN | 7 | 48 | 0 | 5 | Rt | 11 | Rt | 10 | 9 | | | | | | | | | | | | | | | | | | |
| 20 PATOVA | 5 | 50 | 2 | 21 | Rt | 28 | 11 | 19 | Rt | | | | | | | | | | | | | | | | | | |
| 21 FACCO | 4 | 51 | 1 | 30 | 21 | 18 | 12 | 11 | 19 | | | | | | | | | | | | | | | | | | |
| 22 BASTIANELLI | 4 | 51 | 0 | 18 | 12 | 9 | Rt | 25 | 17 | | | | | | | | | | | | | | | | | | |
| 23 PONTONE | 2 | 53 | 2 | 11 | 15 | 24 | 15 | 22 | 21 | | | | | | | | | | | | | | | | | | |
| 24 NODERER | 2 | 53 | 0 | 10 | 19 | 29 | 14 | 29 | 25 | | | | | | | | | | | | | | | | | | |
| 25 RUSMIPUTRO | 2 | 53 | 0 | 25 | Rt | 25 | Rt | 26 | 14 | | | | | | | | | | | | | | | | | | |

G = Grid - 1 = Race 1 - 2 = Race 2

Ns = Did Not Start - Rt = Retired - Ex = Excluded

14/05/2017

These data/results cannot be reproduced, stored and/or transmitted in whole or in part by any manner of electronic, mechanical, photocopying, recording, broadcasting or otherwise now known or herein after developed without the previous express consent by the copyright owner, except for reproduction in daily press and regular printed publications on sale to the public within 60 days of the event related to those data/results and always provided that copyright symbol appears together as follows below.

© DORNA WSBK ORGANIZATION Srl 2017

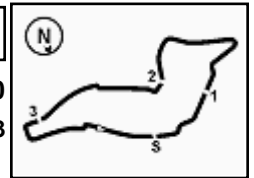
FICR PERUGIA TIMING



Official Tyre Supplier



Official Timekeeper



Italian Round, 12-13-14 May 2017

World Supersport 300 - Best Laps & Speeds

1 / 2

| No. | Rider | | Best Lap | | FP1 | | FP2 | | QP1 | | QP2 | | RC | |
|-----|-------|------------------------|----------|-------|------|-------|------|-------|------|-------|------|-------|------|-------|
| | Nat | Bike | laps | speed | laps | speed | laps | speed | laps | speed | laps | speed | laps | speed |
| 1 | 88 | M. PEREZ | 37 | 180,6 | 10 | 175,3 | 10 | 180,6 | | | 6 | 176,2 | 11 | 170,9 |
| | | ESP Honda CBR500R | | | | | | | | | | | | |
| 2 | 15 | A. COPPOLA | 40 | 178,8 | 11 | 177,6 | 12 | 178,8 | | | 6 | 172,8 | 11 | 173,1 |
| | | ITA Yamaha YZF-R3 | | | | | | | | | | | | |
| 3 | 20 | D. LOUREIRO | 43 | 182,5 | 12 | 172,2 | 13 | 177,9 | | | 7 | 180,3 | 11 | 182,5 |
| | | RSA Yamaha YZF-R3 | | | | | | | | | | | | |
| 4 | 99 | P. GRASSIA | 40 | 182,5 | 12 | 179,1 | 11 | 176,2 | | | 6 | 174,5 | 11 | 182,5 |
| | | ITA Kawasaki Ninja 300 | | | | | | | | | | | | |
| 5 | 95 | G. DE GRUTTOLA | 40 | 184,0 | 11 | 172,0 | 12 | 179,7 | | | 6 | 173,6 | 11 | 184,0 |
| | | ITA Yamaha YZF-R3 | | | | | | | | | | | | |
| 6 | 22 | M. KALININ | 44 | 181,5 | 13 | 172,2 | 13 | 181,5 | | | 7 | 174,8 | 11 | 178,8 |
| | | UKR Yamaha YZF-R3 | | | | | | | | | | | | |
| 7 | 91 | L. BERNARDI | 42 | 183,4 | 12 | 174,8 | 12 | 179,7 | 7 | 179,1 | | | 11 | 183,4 |
| | | RSM Yamaha YZF-R3 | | | | | | | | | | | | |
| 8 | 25 | B. SÁNCHEZ | 44 | 177,9 | 13 | 175,6 | 13 | 177,9 | | | 7 | 175,9 | 11 | 177,4 |
| | | ESP Yamaha YZF-R3 | | | | | | | | | | | | |
| 9 | 6 | R. SCHOTMAN | 51 | 181,8 | 13 | 178,8 | 13 | 177,6 | 7 | 173,9 | 7 | 175,9 | 11 | 181,8 |
| | | NED Yamaha YZF-R3 | | | | | | | | | | | | |
| 10 | 41 | M. GARCIA | 43 | 180,0 | 13 | 176,8 | 13 | 180,0 | | | 6 | 173,6 | 11 | 179,1 |
| | | ESP Yamaha YZF-R3 | | | | | | | | | | | | |
| 11 | 28 | P. GIACOMINI | 35 | 178,8 | 8 | 171,4 | 13 | 173,9 | 7 | 178,8 | 7 | 173,1 | | |
| | | ITA Yamaha YZF-R3 | | | | | | | | | | | | |
| 12 | 75 | S. DEROUE | 36 | 184,3 | 6 | 173,9 | 13 | 181,5 | 6 | 177,6 | | | 11 | 184,3 |
| | | NED Kawasaki Ninja 300 | | | | | | | | | | | | |
| 13 | 12 | A. RUSMIPUTRO | 44 | 180,6 | 12 | 173,9 | 14 | 176,8 | 7 | 172,8 | | | 11 | 180,6 |
| | | INA Yamaha YZF-R3 | | | | | | | | | | | | |
| 14 | 18 | A. MURLEY | 42 | 177,9 | 12 | 172,8 | 14 | 177,6 | | | 5 | 168,0 | 11 | 177,9 |
| | | GBR Yamaha YZF-R3 | | | | | | | | | | | | |
| 15 | 33 | D. VALLE | 41 | 180,0 | 13 | 176,2 | 13 | 180,0 | 4 | 172,2 | | | 11 | 178,8 |
| | | ESP Yamaha YZF-R3 | | | | | | | | | | | | |
| 16 | 2 | A. CARRASCO | 44 | 183,1 | 13 | 176,5 | 13 | 183,1 | 7 | 178,2 | | | 11 | 180,3 |
| | | ESP Kawasaki Ninja 300 | | | | | | | | | | | | |
| 17 | 23 | M. BASTIANELLI | 33 | 179,4 | 5 | 166,9 | 11 | 179,4 | 6 | 167,4 | | | 11 | 178,8 |
| | | ITA Kawasaki Ninja 300 | | | | | | | | | | | | |
| 18 | 79 | C. TAYLOR | 41 | 179,4 | 12 | 171,7 | 13 | 176,5 | 5 | 176,8 | | | 11 | 179,4 |
| | | GBR Kawasaki Ninja 300 | | | | | | | | | | | | |
| 19 | 13 | J. FACCO | 41 | 180,0 | 13 | 168,0 | 13 | 180,0 | | | 4 | 168,2 | 11 | 179,4 |
| | | ITA Yamaha YZF-R3 | | | | | | | | | | | | |
| 20 | 14 | E. DE LA VEGA | 44 | 178,8 | 13 | 171,2 | 13 | 176,5 | 7 | 174,5 | | | 11 | 178,8 |
| | | FRA Yamaha YZF-R3 | | | | | | | | | | | | |

14/05/2017

These data/results cannot be reproduced, stored and/or transmitted in whole or in part by any manner of electronic, mechanical, photocopying, recording, broadcasting or otherwise now known or herein after developed without the previous express consent by the copyright owner, except for reproduction in daily press and regular printed publications on sale to the public within 60 days of the event related to those data/results and always provided that copyright symbol appears together as follows below.

© DORNA WSBK ORGANIZATION Srl 2017

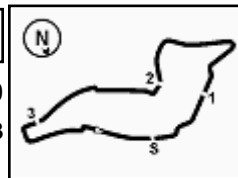
FICR PERUGIA TIMING



Official Tyre Supplier



Official Timekeeper



Imola Circuit 4.936 m

Italian Round, 12-13-14 May 2017

World Supersport 300 - Best Laps & Speeds

| No. | Rider | | Best Lap | | FP1 | | FP2 | | QP1 | | QP2 | | RC | |
|-----|------------|------------------------|-----------------|-------|-----------------|--------------|-----------------|--------------|-----------------|--------------|-----------------|--------------|------|-------|
| | Nat | Bike | laps | speed | laps | speed | laps | speed | laps | speed | laps | speed | laps | speed |
| 21 | 121 | K. PATOVA | 2'12.997 | | 2'16.438 | | 2'13.564 | | 2'14.179 | | 2'12.997 | | | |
| | FIN | Yamaha YZF-R3 | 41 | 178,5 | 11 | 167,7 | 14 | 178,5 | 6 | 173,4 | 10 | 177,6 | | |
| 22 | 35 | A. TRIGLIA | 2'13.403 | | 2'16.196 | | 2'14.496 | | 2'13.403 | | 2'14.772 | | | |
| | ITA | Honda CBR500R | 42 | 177,4 | 13 | 174,2 | 12 | 175,6 | 6 | 177,4 | 11 | 174,8 | | |
| 23 | 87 | A. LICCIARDI | 2'13.691 | | 2'16.731 | | 2'14.355 | | 2'13.691 | | 2'14.405 | | | |
| | BEL | Yamaha YZF-R3 | 42 | 177,9 | 11 | 169,3 | 13 | 176,8 | 7 | 176,2 | 11 | 177,9 | | |
| 24 | 80 | A. PONTONE | 2'13.703 | | 2'14.779 | | 2'14.727 | | 2'14.479 | | 2'13.703 | | | |
| | ITA | Yamaha YZF-R3 | 41 | 179,4 | 12 | 171,2 | 12 | 179,4 | 6 | 176,5 | 11 | 175,3 | | |
| 25 | 27 | F. ROVELLI | 2'13.900 | | 2'17.601 | | 2'14.934 | | 2'14.962 | | 2'13.900 | | | |
| | ITA | Yamaha YZF-R3 | 39 | 177,1 | 10 | 169,3 | 11 | 176,5 | 7 | 175,9 | 11 | 177,1 | | |
| 26 | 84 | M. CARBONERA | 2'14.013 | | 2'17.312 | | 2'14.013 | | 2'14.678 | | 2'14.184 | | | |
| | ITA | Yamaha YZF-R3 | 43 | 177,9 | 13 | 173,1 | 12 | 177,9 | 7 | 174,5 | 11 | 177,9 | | |
| 27 | 19 | E. ROVELLI | 2'14.456 | | 2'17.504 | | 2'14.601 | | 2'14.456 | | 2'15.559 | | | |
| | ITA | Yamaha YZF-R3 | 42 | 182,5 | 11 | 178,2 | 13 | 182,5 | 7 | 176,2 | 11 | 176,8 | | |
| 28 | 130 | R. FERREIRA | 2'14.547 | | 2'18.221 | | 2'16.315 | | 2'14.547 | | 2'20.774 | | | |
| | BRA | Yamaha YZF-R3 | 41 | 176,2 | 13 | 174,2 | 13 | 176,2 | 6 | 170,1 | 9 | 165,1 | | |
| 29 | 52 | T. BEZUIDENHOUT | 2'14.618 | | 2'16.579 | | 2'14.618 | | 2'15.593 | | 2'16.040 | | | |
| | RSA | Yamaha YZF-R3 | 40 | 173,1 | 11 | 168,2 | 12 | 172,5 | 6 | 170,1 | 11 | 173,1 | | |
| 30 | 17 | G. NODERER | 2'14.725 | | 2'15.747 | | 2'16.315 | | 2'15.353 | | 2'14.725 | | | |
| | GER | Honda CBR500R | 42 | 175,3 | 13 | 175,0 | 13 | 175,3 | 5 | 173,1 | 11 | 173,6 | | |
| 31 | 9 | R. DOORAKKERS | 2'15.322 | | 2'17.930 | | 2'18.086 | | 2'17.479 | | 2'15.322 | | | |
| | NED | Yamaha YZF-R3 | 39 | 174,8 | 12 | 174,8 | 11 | 171,2 | 5 | 171,7 | 11 | 174,8 | | |
| 32 | 7 | N. SETTIMO | 2'15.324 | | 2'19.297 | | 2'18.305 | | 2'15.324 | | 2'16.220 | | | |
| | ITA | Yamaha YZF-R3 | 41 | 177,1 | 10 | 168,2 | 13 | 177,1 | 7 | 174,5 | 11 | 175,9 | | |
| 33 | 54 | H. CABUK | 2'15.647 | | 2'15.647 | | | | | | | | | |
| | TUR | Kawasaki Ninja 300 | 12 | 170,6 | 12 | 170,6 | | | | | | | | |
| 34 | 21 | A. BIDDLE | 2'15.796 | | 2'17.868 | | 2'15.796 | | 2'16.382 | | 2'16.141 | | | |
| | NZL | Kawasaki Ninja 300 | 40 | 177,6 | 11 | 173,4 | 12 | 177,6 | 6 | 175,3 | 11 | 177,4 | | |
| 35 | 62 | J. SCHULTZ | 2'16.458 | | 2'20.477 | | 2'18.180 | | 2'16.458 | | 2'16.477 | | | |
| | RSA | Kawasaki Ninja 300 | 41 | 176,2 | 10 | 170,9 | 13 | 174,2 | 7 | 172,8 | 11 | 176,2 | | |
| 36 | 94 | C. MITCHELL | 2'17.665 | | 2'18.541 | | 2'18.021 | | 2'17.665 | | 2'18.148 | | | |
| | GBR | Kawasaki Ninja 300 | 43 | 180,0 | 13 | 171,7 | 13 | 180,0 | 6 | 173,4 | 11 | 175,6 | | |
| 37 | 11 | N. CUPAIOLI | 2'18.797 | | 2'21.333 | | 2'18.797 | | 2'19.464 | | 2'19.265 | | | |
| | ITA | Yamaha YZF-R3 | 42 | 174,8 | 12 | 172,8 | 12 | 174,5 | 7 | 174,8 | 11 | 169,3 | | |

14/05/2017

These data/results cannot be reproduced, stored and/or transmitted in whole or in part by any manner of electronic, mechanical, photocopying, recording, broadcasting or otherwise now known or herein after developed without the previous express consent by the copyright owner, except for reproduction in daily press and regular printed publications on sale to the public within 60 days of the event related to those data/results and always provided that copyright symbol appears together as follows below.

© DORNA WSBK ORGANIZATION Srl 2017

FICR PERUGIA TIMING


Official Tyre Supplier

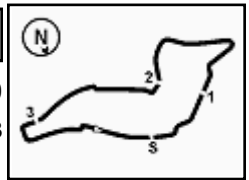


Official Timekeeper



7.11

WorldSSP300
116/03



Imola Circuit 4.936 m

Italian Round, 12-13-14 May 2017
World Supersport 300 - Race Winners

| | |
|------------------|---------------------|
| | 2017 |
| 01 Aragon | Deroue S. (Ned) Kaw |
| 02 Assen | Deroue S. (Ned) Kaw |
| 03 Imola | Garcia M. (Esp) Yam |

2017

- 2 S. Deroue
- 1 M. Garcia

ALL TIMES

- 2 S. Deroue
- 1 M. Garcia

02/04/2017

These data/results cannot be reproduced, stored and/or transmitted in whole or in part by any manner of electronic, mechanical, photocopying, recording, broadcasting or otherwise now known or herein after developed without the previous express consent by the copyright owner, except for reproduction in daily press and regular printed publications on sale to the public within 60 days of the event related to those data/results and always provided that copyright symbol appears together as follows below.

© DORNA WSBK ORGANIZATION Srl 2017

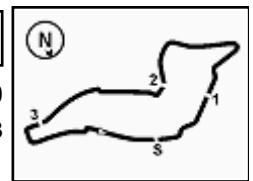
FKR PERUGIA TIMING



Official Tyre Supplier



Official Timekeeper



Italian Round, 12-13-14 May 2017

World Supersport 300 - Team Standings

| | April 2 ARAGÓN | April 30 ASSEN | May 14 IMOLA | May 28 DONINGTON PARK | June 18 MISANO | August 20 LAUSITZRING | September 17 PORTIMÃO | October 1 MAGNY COURS | October 22 JEREZ | | | | | | | | | | | |
|---|--------------------------|--------------------------|------------------------|---------------------------------|--------------------------|---------------------------------|---------------------------------|---------------------------------|----------------------------|--|--|--|--|--|--|--|--|--|--|--|
| 1 Halcourier Racing | 94 | | | | | | | | | | | | | | | | | | | |
| SÁNCHEZ Borja | 39 | 13 | 13 | 13 | | | | | | | | | | | | | | | | |
| GARCIA Marc | 35 | | 10 | 25 | | | | | | | | | | | | | | | | |
| VALLE Daniel | 20 | 20 | | | | | | | | | | | | | | | | | | |
| 2 SK Racing | 64 | | | | | | | | | | | | | | | | | | | |
| COPPOLA Alfonso | 41 | 5 | 16 | 20 | | | | | | | | | | | | | | | | |
| DE GRUTTOLA Giuseppe | 23 | 9 | 3 | 11 | | | | | | | | | | | | | | | | |
| 3 MTM HS Kawasaki | 55 | | | | | | | | | | | | | | | | | | | |
| DEROUE Scott | 55 | 25 | 25 | 5 | | | | | | | | | | | | | | | | |
| 4 DS Junior Team | 29 | | | | | | | | | | | | | | | | | | | |
| LOUREIRO Dorren | 29 | 8 | 11 | 10 | | | | | | | | | | | | | | | | |
| 5 WILSport Racedays | 22 | | | | | | | | | | | | | | | | | | | |
| PEREZ Mika | 22 | 16 | | 6 | | | | | | | | | | | | | | | | |
| 6 3570 Made in CIV | 22 | | | | | | | | | | | | | | | | | | | |
| GRASSIA Paolo | 18 | 10 | | 8 | | | | | | | | | | | | | | | | |
| BASTIANELLI Manuel | 4 | 4 | | | | | | | | | | | | | | | | | | |
| 7 Vos - TKR Racing | 20 | | | | | | | | | | | | | | | | | | | |
| VAN STRAALLEN Glenn | 20 | | 20 | | | | | | | | | | | | | | | | | |
| 8 ETG Racing | 19 | | | | | | | | | | | | | | | | | | | |
| CARRASCO Ana | 19 | 6 | 9 | 4 | | | | | | | | | | | | | | | | |
| 9 Team MOTOXRACING | 16 | | | | | | | | | | | | | | | | | | | |
| KALININ Mykyta | 16 | | | 16 | | | | | | | | | | | | | | | | |
| 10 Team Trasimeno | 11 | | | | | | | | | | | | | | | | | | | |
| LICCIARDI Angelo | 11 | 11 | | | | | | | | | | | | | | | | | | |
| 11 Kawasaki Puccetti Racing | 10 | | | | | | | | | | | | | | | | | | | |
| CABUK Harun | 10 | 2 | 8 | | | | | | | | | | | | | | | | | |
| 12 Team Toth | 10 | | | | | | | | | | | | | | | | | | | |
| MURLEY Alex | 10 | 3 | 6 | 1 | | | | | | | | | | | | | | | | |
| 13 MotorZenit | 9 | | | | | | | | | | | | | | | | | | | |
| BERNARDI Luca | 9 | | | 9 | | | | | | | | | | | | | | | | |
| 14 Terra e Moto | 7 | | | | | | | | | | | | | | | | | | | |
| GIACOMINI Paolo | 7 | 7 | | | | | | | | | | | | | | | | | | |
| 15 MVR Racing | 7 | | | | | | | | | | | | | | | | | | | |
| DOORAKKERS Ruben | 7 | | 7 | | | | | | | | | | | | | | | | | |
| 16 GRT Yamaha WorldSSP300 Team | 7 | | | | | | | | | | | | | | | | | | | |
| SCHOTMAN Robert | 7 | | | 7 | | | | | | | | | | | | | | | | |
| 17 Kallio Racing | 5 | | | | | | | | | | | | | | | | | | | |
| PATOVA Kimi | 5 | | 5 | | | | | | | | | | | | | | | | | |
| 18 Bierreti By 2R | 4 | | | | | | | | | | | | | | | | | | | |
| FACCO Jacopo | 4 | | 4 | | | | | | | | | | | | | | | | | |
| 19 IODARacing | 2 | | | | | | | | | | | | | | | | | | | |
| PONTONE Armando | 2 | 1 | 1 | | | | | | | | | | | | | | | | | |
| 20 Scuderia Maranga Racing | 2 | | | | | | | | | | | | | | | | | | | |
| NODERER Gabriel | 2 | | 2 | | | | | | | | | | | | | | | | | |
| 21 Pertamina Almeria Racing Team | 2 | | | | | | | | | | | | | | | | | | | |
| RUSMIPUTRO Ali Adriansyah | 2 | | | 2 | | | | | | | | | | | | | | | | |

14/05/2017

These data/results cannot be reproduced, stored and/or transmitted in whole or in part by any manner of electronic, mechanical, photocopying, recording, broadcasting or otherwise now known or herein after developed without the previous express consent by the copyright owner, except for reproduction in daily press and regular printed publications on sale to the public within 60 days of the event related to those data/results and always provided that copyright symbol appears together as follows below.

© DORNA WSBK ORGANIZATION Srl 2017

FICR PERUGIA TIMING



Official Tyre Supplier



Official Timekeeper