

Imola Circuit 4.936 m

Italian Round, 12-13-14 May 2017

World Supersport 300 - Biographical Entry List

| No. | Rider (Abbreviation) | | | Nat | Bike Team | Wins 2017 | Podiums 2017 | Pole 2017 | Races 2017 | Tyres |
|-----|----------------------|--|------------------|---------------------------|--------------|--|-----------------|--------------|---------------|---------|
| | Age | Date of Birth | Place of Birth | | | | | | | |
| 1 | 2 | CARRASCO Ana (Car) | 20 10/03/1997 | Murcia | ESP | Kawasaki Ninja 300 ETG Racing | | | 2 | Pirelli |
| 2 | 6 | SCHOTMAN Robert (Sch) | 18 03/12/1998 | Dordrecht | NED | Yamaha YZF-R3 GRT Yamaha WorldSSP300 Team | | | 2 | Pirelli |
| 3 | 7 | SETTIMO Nicola (Set) | 16 01/11/2000 | Camposampietro | ITA | Yamaha YZF-R3 Bierreti By 2R | | | 1 | Pirelli |
| 4 | 9 | DOORAKKERS Ruben (Doo) | 15 04/08/2001 | Breda | NED | Yamaha YZF-R3 MVR Racing | | | 2 | Pirelli |
| 5 | 11 | CUPAIOLI Nicolas (Cup) | 16 01/02/2001 | Vasto (CH) | ITA | Yamaha YZF-R3 3ENNE#Racing | | | 1 | Pirelli |
| 6 | 12 | RUSMIPUTRO Ali Adriansyah (Rus) | 23 29/09/1993 | Jakarta | INA | Yamaha YZF-R3 Pertamina Almeria Racing Team | | | 2 | Pirelli |
| 7 | 13 | FACCO Jacopo (Fac) | 17 10/02/2000 | Monselice (PD) | ITA | Yamaha YZF-R3 Bierreti By 2R | | | 2 | Pirelli |
| 8 | 14 | DE LA VEGA Enzo (DeL) | 17 27/08/1999 | Cagnes Sur-Mer | FRA | Yamaha YZF-R3 GRT Yamaha WorldSSP300 Team | | | 2 | Pirelli |
| 9 | 15 | COPPOLA Alfonso (Cop) | 19 15/09/1997 | Scafati (SA) | ITA | Yamaha YZF-R3 SK Racing | | 1 | 2 | Pirelli |
| 10 | 17 | NODERER Gabriel (Nod) | 20 31/12/1996 | Roth | GER | Honda CBR500R Scuderia Maranga Racing | | | 2 | Pirelli |
| 11 | 18 | MURLEY Alex (Mur) | 17 20/06/1999 | Solihull | GBR | Yamaha YZF-R3 Team Toth | | | 2 | Pirelli |
| 12 | 19 | ROVELLI Edoardo (RoE) | 21 26/01/1996 | Gallarate (VA) | ITA | Yamaha YZF-R3 ParkinGO DS Junior Team | | | 2 | Pirelli |
| 13 | 20 | LOUREIRO Dorren (Lou) | 17 21/06/1999 | Johannesburg | RSA | Yamaha YZF-R3 DS Junior Team | | | 2 | Pirelli |
| 14 | 21 | BIDDLE Avalon (Bid) | 24 21/09/1992 | Auckland | NZL | Kawasaki Ninja 300 Sourz Foods - Benjan Racing | | | 2 | Pirelli |
| 15 | 22 | KALININ Mykyta (KaM) | 18 22/02/1999 | Odessa | UKR | Yamaha YZF-R3 Team MOTOXRACING | | | 2 | Pirelli |
| 16 | 23 | BASTIANELLI Manuel (Bas) | 16 15/05/2000 | Rome | ITA | Kawasaki Ninja 300 3570 Made in CIV | | | 2 | Pirelli |
| 17 | 25 | SÁNCHEZ Borja (Sán) | 17 21/01/2000 | La Coruña | ESP | Yamaha YZF-R3 Halcourier Racing | | 1 | 2 | Pirelli |
| 18 | 27 | ROVELLI Filippo (RoF) | 16 02/02/2001 | Gallarate (VA) | ITA | Yamaha YZF-R3 ParkinGO DS Junior Team | | 1 | 2 | Pirelli |
| 19 | 28 | GIACOMINI Paolo (Gia) | 24 10/02/1993 | Macerata | ITA | Yamaha YZF-R3 Terra e Moto | | | 2 | Pirelli |
| 20 | 33 | VALLE Daniel (Val) | 17 29/09/1999 | Madrid | ESP | Yamaha YZF-R3 Halcourier Racing | | 1 | 2 | Pirelli |
| 21 | 35 | TRIGLIA Alex (Tri) | 17 22/02/2000 | Massa | ITA | Honda CBR500R Scuderia Maranga Racing | | | 2 | Pirelli |
| 22* | 41 | GARCIA Marc (Gar) | 17 01/11/1999 | Barcelona | ESP | Yamaha YZF-R3 Halcourier Racing | | | 2 | Pirelli |
| 23 | 52 | BEZUIDENHOUT Troy (Bez) | 16 24/08/2000 | Port Shepstone | RSA | Yamaha YZF-R3 Team Toth | | | 2 | Pirelli |
| 24 | 54 | CABUK Harun (Cab) | 20 01/01/1997 | Sakarya | TUR | Kawasaki Ninja 300 Kawasaki Puccetti Racing | | | 2 | Pirelli |
| 25 | 62 | SCHULTZ Jared (Scz) | 17 28/03/2000 | Western Cupe | RSA | Kawasaki Ninja 300 DDM by BWG_Bike & Motor RT_Grimaldi | | | 1 | Pirelli |
| 26 | 75 | DEROUE Scott (Der) | 21 23/12/1995 | Nijkerkerveen | NED | Kawasaki Ninja 300 MTM HS Kawasaki | 2 | 2 | 2 | Pirelli |
| 27 | 79 | TAYLOR Chris (Tay) | 17 28/07/1999 | Herley in Arden | GBR | Kawasaki Ninja 300 MTM HS Kawasaki | 2 | 2 | 2 | Pirelli |
| 28 | 80 | PONTONE Armando (Pon) | 24 03/07/1992 | Pontecorvo (FR) | ITA | Yamaha YZF-R3 IODARacing | | 1 | 2 | Pirelli |
| 29 | 84 | CARBONERA Michael (Cao) | 21 19/07/1995 | Cento Di Ferrara | ITA | Yamaha YZF-R3 SK Racing | | | 2 | Pirelli |
| 30 | 87 | LICCIARDI Angelo (Lic) | 20 06/10/1996 | Genk | BEL | Yamaha YZF-R3 Team Trasimeno | | | 2 | Pirelli |
| 31 | 88 | PEREZ Mika (Per) | 17 05/10/1999 | Altea | ESP | Honda CBR500R WILSport Racedays | | 1 | 2 | Pirelli |
| 32* | 91 | BERNARDI Luca (Ber) | 15 29/08/2001 | San Marino | RSM | Yamaha YZF-R3 MotorZenit | | | | Pirelli |
| 33 | 94 | MITCHELL Carl (Mit) | 23 13/08/1993 | Rochford, Essex | GBR | Kawasaki Ninja 300 Hopkins Racing | | | | Pirelli |
| 34 | 95 | DE GRUTTOLA Giuseppe (DeG) | 21 21/06/1995 | Ariano Irpino (AV) | ITA | Yamaha YZF-R3 SK Racing | | | 2 | Pirelli |
| 35 | 99 | GRASSIA Paolo (Gra) | 17 10/11/1999 | S.Maria Capua Vetere (CE) | ITA | Kawasaki Ninja 300 3570 Made in CIV | | | 2 | Pirelli |
| 36 | 121 | PATOVA Kimi (Pat) | 15 20/11/2001 | Hyvinkää | FIN | Yamaha YZF-R3 Kallio Racing | | | 2 | Pirelli |
| 37 | 130 | FERREIRA Renzo (Fer) | 15 30/07/2001 | Campinas | BRA | Yamaha YZF-R3 Kallio Racing | | | 2 | Pirelli |

12/05/2017 * = Wild Card

These data/results cannot be reproduced, stored and/or transmitted in whole or in part by any manner of electronic, mechanical, photocopying, recording, broadcasting or otherwise now known or herein after developed without the previous express consent by the copyright owner, except for reproduction in daily press and regular printed publications on sale to the public within 60 days of the event related to those data/results and always provided that copyright symbol appears together as follows below.

© DORNA WSBK ORGANIZATION Srl 2017

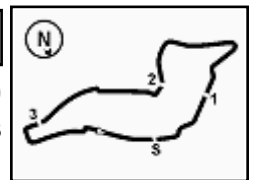
FICR PERUGIA TIMING



Official Tyre Supplier



Official Timekeeper



Italian Round, 12-13-14 May 2017

World Supersport 300 - Results Free Practice 1st Session

| No. | Rider | Nat | Team | Bike | Time | Gap | Rel. | Laps | Speed | |
|--------------------------------------|--------------------|-----|-------------------------------------|--------------------|----------|--------|-------|------|---------|-------|
| | | | | | | | | | Avg | Max |
| 1 | 88 M. PEREZ | ESP | WILSport Racedays | Honda CBR500R | 2'12.010 | | | 10 | 134,608 | 175,4 |
| 2 | 15 A. COPPOLA | ITA | SK Racing | Yamaha YZF-R3 | 2'12.517 | 0.507 | 0.507 | 11 | 134,093 | 177,7 |
| 3 | 25 B. SANCHEZ | ESP | Halcourier Racing | Yamaha YZF-R3 | 2'13.095 | 1.085 | 0.578 | 13 | 133,511 | 175,7 |
| 4 | 20 D. LOUREIRO | RSA | DS Junior Team | Yamaha YZF-R3 | 2'13.158 | 1.148 | 0.063 | 12 | 133,447 | 172,3 |
| 5 | 41 M. GARCIA | ESP | Halcourier Racing | Yamaha YZF-R3 | 2'13.285 | 1.275 | 0.127 | 13 | 133,320 | 176,8 |
| 6 | 6 R. SCHOTMAN | NED | GRT Yamaha WorldSSP300 Team | Yamaha YZF-R3 | 2'13.371 | 1.361 | 0.086 | 13 | 133,234 | 178,9 |
| 7 | 2 A. CARRASCO | ESP | ETG Racing | Kawasaki Ninja 300 | 2'13.743 | 1.733 | 0.372 | 13 | 132,864 | 176,5 |
| 8 | 99 P. GRASSIA | ITA | 3570 Made in CIV | Kawasaki Ninja 300 | 2'13.961 | 1.951 | 0.218 | 12 | 132,648 | 179,2 |
| 9 | 95 G. DE GRUTTOLA | ITA | SK Racing | Yamaha YZF-R3 | 2'14.045 | 2.035 | 0.084 | 11 | 132,564 | 172,0 |
| 10 | 13 J. FACCO | ITA | Bierreti By 2R | Yamaha YZF-R3 | 2'14.282 | 2.272 | 0.237 | 13 | 132,330 | 168,0 |
| 11 | 28 P. GIACOMINI | ITA | Terra e Moto | Yamaha YZF-R3 | 2'14.319 | 2.309 | 0.037 | 8 | 132,294 | 171,5 |
| 12 | 91 L. BERNARDI | RSM | MotorZenit | Yamaha YZF-R3 | 2'14.356 | 2.346 | 0.037 | 12 | 132,258 | 174,8 |
| 13 | 80 A. PONTONE | ITA | IODARacing | Yamaha YZF-R3 | 2'14.779 | 2.769 | 0.423 | 12 | 131,842 | 171,2 |
| 14 | 22 M. KALININ | UKR | Team MOTOXRACING | Yamaha YZF-R3 | 2'14.813 | 2.803 | 0.034 | 13 | 131,809 | 172,3 |
| 15 | 33 D. VALLE | ESP | Halcourier Racing | Yamaha YZF-R3 | 2'14.842 | 2.832 | 0.029 | 13 | 131,781 | 176,2 |
| 16 | 14 E. DE LA VEGA | FRA | GRT Yamaha WorldSSP300 Team | Yamaha YZF-R3 | 2'15.090 | 3.080 | 0.248 | 13 | 131,539 | 171,2 |
| 17 | 23 M. BASTIANELLI | ITA | 3570 Made in CIV | Kawasaki Ninja 300 | 2'15.350 | 3.340 | 0.260 | 5 | 131,286 | 167,0 |
| 18 | 54 H. CABUK | TUR | Kawasaki Puccetti Racing | Kawasaki Ninja 300 | 2'15.647 | 3.637 | 0.297 | 12 | 130,999 | 170,7 |
| 19 | 17 G. NODERER | GER | Scuderia Maranga Racing | Honda CBR500R | 2'15.747 | 3.737 | 0.100 | 13 | 130,902 | 175,1 |
| 20 | 18 A. MURLEY | GBR | Team Toth | Yamaha YZF-R3 | 2'16.000 | 3.990 | 0.253 | 12 | 130,659 | 172,8 |
| 21 | 12 A. RUSMIPUTRO | INA | Pertamina Almeria Racing Team | Yamaha YZF-R3 | 2'16.099 | 4.089 | 0.099 | 12 | 130,564 | 174,0 |
| 22 | 35 A. TRIGLIA | ITA | Scuderia Maranga Racing | Honda CBR500R | 2'16.196 | 4.186 | 0.097 | 13 | 130,471 | 174,2 |
| 23 | 79 C. TAYLOR | GBR | MTM HS Kawasaki | Kawasaki Ninja 300 | 2'16.313 | 4.303 | 0.117 | 12 | 130,359 | 171,7 |
| 24 | 121 K. PATOVA | FIN | Kallio Racing | Yamaha YZF-R3 | 2'16.438 | 4.428 | 0.125 | 11 | 130,239 | 167,7 |
| 25 | 52 T. BEZUIDENHOUT | RSA | Team Toth | Yamaha YZF-R3 | 2'16.579 | 4.569 | 0.141 | 11 | 130,105 | 168,3 |
| 26 | 87 A. LICCIARDI | BEL | Team Trasimeno | Yamaha YZF-R3 | 2'16.731 | 4.721 | 0.152 | 11 | 129,960 | 169,3 |
| 27 | 84 M. CARBONERA | ITA | SK Racing | Yamaha YZF-R3 | 2'17.312 | 5.302 | 0.581 | 13 | 129,410 | 173,1 |
| 28 | 19 E. ROVELLI | ITA | ParkinGO DS Junior Team | Yamaha YZF-R3 | 2'17.504 | 5.494 | 0.192 | 11 | 129,230 | 178,3 |
| 29 | 27 F. ROVELLI | ITA | ParkinGO DS Junior Team | Yamaha YZF-R3 | 2'17.601 | 5.591 | 0.097 | 10 | 129,139 | 169,3 |
| 30 | 21 A. BIDDLE | NZL | Sourz Foods - Benjan Racing | Kawasaki Ninja 300 | 2'17.868 | 5.858 | 0.267 | 11 | 128,889 | 173,4 |
| 31 | 9 R. DOORAKKERS | NED | MVR Racing | Yamaha YZF-R3 | 2'17.930 | 5.920 | 0.062 | 12 | 128,831 | 174,8 |
| 32 | 130 R. FERREIRA | BRA | Kallio Racing | Yamaha YZF-R3 | 2'18.221 | 6.211 | 0.291 | 13 | 128,559 | 174,2 |
| 33 | 94 C. MITCHELL | GBR | Hopkins Racing | Kawasaki Ninja 300 | 2'18.541 | 6.531 | 0.320 | 13 | 128,262 | 171,7 |
| 34 | 7 N. SETTIMO | ITA | Bierreti By 2R | Yamaha YZF-R3 | 2'19.297 | 7.287 | 0.756 | 10 | 127,566 | 168,3 |
| 35 | 62 J. SCHULTZ | RSA | DDM by BWG_Bike & Motor RT_Grimaldi | Kawasaki Ninja 300 | 2'20.477 | 8.467 | 1.180 | 10 | 126,495 | 170,9 |
| ----- Out 107% in this Session ----- | | | | | | | | | | |
| 36 | 11 N. CUPAIOLI | ITA | 3ENNE#Racing | Yamaha YZF-R3 | 2'21.333 | 9.323 | 0.856 | 12 | 125,729 | 172,8 |
| 37 | 75 S. DEROUE | NED | MTM HS Kawasaki | Kawasaki Ninja 300 | 2'22.333 | 10.323 | 1.000 | 6 | 124,845 | 174,0 |

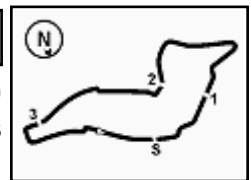
Qualifying Lap Time (107% of 2'12.010): 2'21.252

| | | | | |
|-------|------------|-----|-------|------|
| AIR | Humidity: | 48% | Temp: | 24°C |
| TRACK | Condition: | Dry | Temp: | 35°C |

12/05/2017 Start 12:15 End 12:47 The results are provisional until the end of the time limit for protests and appeals and the completion of the technical checks.

These data/results cannot be reproduced, stored and/or transmitted in whole or in part by any manner of electronic, mechanical, photocopying, recording, broadcasting or otherwise now known or herein after developed without the previous express consent by the copyright owner, except for reproduction in daily press and regular printed publications on sale to the public within 60 days of the event related to those data/results and always provided that copyright symbol appears together as follows below.

© DORNA WSBK ORGANIZATION Srl 2017



Italian Round, 12-13-14 May 2017

World Supersport 300 - Results Free Practice 1st Session

Session Highlights

| Local Time | No. Rider | Description |
|------------|-------------------|---|
| 12.15.00 | | Start |
| 12.17.03 | 25 B. SÁNCHEZ | Lap Cancelled - Exit Track Limits - Turn 15 |
| 12.17.05 | 17 G. NODERER | Lap Cancelled - Exit Track Limits - Turn 15 |
| 12.17.42 | 9 R. DOORAKKERS | Lap Cancelled - Exit Track Limits - Turn 13 |
| 12.17.46 | 62 J. SCHULTZ | Lap Cancelled - Exit Track Limits - Turn 21 |
| 12.20.28 | 22 M. KALININ | Lap Cancelled - Exit Track Limits - Turn 21 |
| 12.22.05 | 80 A. PONTONE | Lap Cancelled - Exit Track Limits - Turn 13 |
| 12.22.13 | 9 R. DOORAKKERS | Lap Cancelled - Exit Track Limits - Turn 13 |
| 12.22.38 | 28 P. GIACOMINI | Lap Cancelled - Exit Track Limits - Turn 21 |
| 12.23.02 | 75 S. DEROUE | Crashed - Turn 19 |
| 12.24.08 | 7 N. SETTIMO | Check Transponder |
| 12.25.53 | 41 M. GARCIA | Lap Cancelled (2'20.887) - Exceeding Track Limits - Turn 13 |
| 12.26.35 | 28 P. GIACOMINI | Lap Cancelled - Exit Track Limits - Turn 13 |
| 12.29.20 | 13 J. FACCO | Lap Cancelled - Exit Track Limits - Turn 13 |
| 12.29.26 | 11 N. CUPAIOLI | Lap Cancelled - Exit Track Limits - Turn 21 |
| 12.30.28 | 23 M. BASTIANELLI | Crashed - Turn 18 |
| 12.33.13 | 33 D. VALLE | Lap Cancelled - Exit Track Limits - Turn 15 |
| 12.36.45 | 14 E. DE LA VEGA | Lap Cancelled - Exit Track Limits - Turn 21 |
| 12.37.52 | 9 R. DOORAKKERS | Lap Cancelled - Exit Track Limits - Turn 13 |
| 12.38.54 | 28 P. GIACOMINI | Crashed - Turn 12 |
| 12.39.11 | 11 N. CUPAIOLI | Lap Cancelled - Exit Track Limits - Turn 21 |
| 12.39.33 | 19 E. ROVELLI | Lap Cancelled (2'20.477) - Exceeding Track Limits - Turn 22 |
| 12.40.11 | 9 R. DOORAKKERS | Lap Cancelled - Exit Track Limits - Turn 13 |
| 12.41.11 | 19 E. ROVELLI | Lap Cancelled - Exit Track Limits - Turn 13 |
| 12.41.15 | 14 E. DE LA VEGA | Lap Cancelled - Exit Track Limits - Turn 13 |
| 12.41.32 | 62 J. SCHULTZ | Lap Cancelled - Exit Track Limits - Turn 21 |
| 12.44.11 | 13 J. FACCO | Lap Cancelled - Exit Track Limits - Turn 13 |
| 12.44.24 | 95 G. DE GRUTTOLA | Lap Cancelled (2'14.254) - Exceeding Track Limits - Turn 22 |
| 12.44.57 | 9 R. DOORAKKERS | Lap Cancelled - Exit Track Limits - Turn 13 |
| 12.47.33 | | End Of Session |

Fastest Laps Sequence

| No. Rider | Nat | Team | Bike | Local Time | Time | Gap | Avg |
|-------------|-----|-------------------|---------------|--------------|-----------------|--------|---------|
| 88 M. PEREZ | ESP | WILSport Racedays | Honda CBR500R | 12:19'46.654 | 2'15.983 | | 130,675 |
| 88 M. PEREZ | ESP | WILSport Racedays | Honda CBR500R | 12:22'00.780 | 2'14.126 | -1.857 | 132,484 |
| 88 M. PEREZ | ESP | WILSport Racedays | Honda CBR500R | 12:24'13.703 | 2'12.923 | -1.203 | 133,683 |
| 88 M. PEREZ | ESP | WILSport Racedays | Honda CBR500R | 12:28'45.566 | 2'12.901 | -0.022 | 133,706 |
| 88 M. PEREZ | ESP | WILSport Racedays | Honda CBR500R | 12:39'06.038 | 2'12.226 | -0.675 | 134,388 |
| 88 M. PEREZ | ESP | WILSport Racedays | Honda CBR500R | 12:41'18.048 | 2'12.010 | -0.216 | 134,608 |

Start 12:15 End 12:47
The results are provisional until the end of the time limit for protests and appeals and the completion of the technical checks.

These data/results cannot be reproduced, stored and/or transmitted in whole or in part by any manner of electronic, mechanical, photocopying, recording, broadcasting or otherwise now known or herein after developed without the previous express consent by the copyright owner, except for reproduction in daily press and regular printed publications on sale to the public within 60 days of the event related to those data/results and always provided that copyright symbol appears together as follows below.

© DORNA WSBK ORGANIZATION Srl 2017

Italian Round, 12-13-14 May 2017

World Supersport 300 - Best Sector & Speed Free Practice 1st Session

Imola Circuit 4.936 m

BEST LAP

| | | | |
|----|--------------------|--------------------|----------|
| 1 | 88 M. PEREZ | Honda CBR500R | 2'12.010 |
| 2 | 15 A. COPPOLA | Yamaha YZF-R3 | 2'12.517 |
| 3 | 25 B. SANCHEZ | Yamaha YZF-R3 | 2'13.095 |
| 4 | 20 D. LOUREIRO | Yamaha YZF-R3 | 2'13.158 |
| 5 | 41 M. GARCIA | Yamaha YZF-R3 | 2'13.285 |
| 6 | 6 R. SCHOTMAN | Yamaha YZF-R3 | 2'13.371 |
| 7 | 2 A. CARRASCO | Kawasaki Ninja 300 | 2'13.743 |
| 8 | 99 P. GRASSIA | Kawasaki Ninja 300 | 2'13.961 |
| 9 | 95 G. DE GRUTTOLA | Yamaha YZF-R3 | 2'14.045 |
| 10 | 13 J. FACCO | Yamaha YZF-R3 | 2'14.282 |
| 11 | 28 P. GIACOMINI | Yamaha YZF-R3 | 2'14.319 |
| 12 | 91 L. BERNARDI | Yamaha YZF-R3 | 2'14.356 |
| 13 | 80 A. PONTONE | Yamaha YZF-R3 | 2'14.779 |
| 14 | 22 M. KALININ | Yamaha YZF-R3 | 2'14.813 |
| 15 | 33 D. VALLE | Yamaha YZF-R3 | 2'14.842 |
| 16 | 14 E. DE LA VEGA | Yamaha YZF-R3 | 2'15.090 |
| 17 | 23 M. BASTIANELLI | Kawasaki Ninja 300 | 2'15.350 |
| 18 | 54 H. CABUK | Kawasaki Ninja 300 | 2'15.647 |
| 19 | 17 G. NODERER | Honda CBR500R | 2'15.747 |
| 20 | 18 A. MURLEY | Yamaha YZF-R3 | 2'16.000 |
| 21 | 12 A. RUSMIPUTRO | Yamaha YZF-R3 | 2'16.099 |
| 22 | 35 A. TRIGLIA | Honda CBR500R | 2'16.196 |
| 23 | 79 C. TAYLOR | Kawasaki Ninja 300 | 2'16.313 |
| 24 | 121 K. PATOVA | Yamaha YZF-R3 | 2'16.438 |
| 25 | 52 T. BEZUIDENHOUT | Yamaha YZF-R3 | 2'16.579 |
| 26 | 87 A. LICCIARDI | Yamaha YZF-R3 | 2'16.731 |
| 27 | 84 M. CARBONERA | Yamaha YZF-R3 | 2'17.312 |
| 28 | 19 E. ROVELLI | Yamaha YZF-R3 | 2'17.504 |
| 29 | 27 F. ROVELLI | Yamaha YZF-R3 | 2'17.601 |
| 30 | 21 A. BIDDLE | Kawasaki Ninja 300 | 2'17.868 |
| 31 | 9 R. DOORAKKERS | Yamaha YZF-R3 | 2'17.930 |
| 32 | 130 R. FERREIRA | Yamaha YZF-R3 | 2'18.221 |
| 33 | 94 C. MITCHELL | Kawasaki Ninja 300 | 2'18.541 |
| 34 | 7 N. SETTIMO | Yamaha YZF-R3 | 2'19.297 |
| 35 | 62 J. SCHULTZ | Kawasaki Ninja 300 | 2'20.477 |
| 36 | 11 N. CUPAIOLI | Yamaha YZF-R3 | 2'21.333 |
| 37 | 75 S. DEROUE | Kawasaki Ninja 300 | 2'22.333 |

SPEED

| | | | |
|----|--------------------|--------------------|-------|
| 1 | 99 P. GRASSIA | Kawasaki Ninja 300 | 179.2 |
| 2 | 6 R. SCHOTMAN | Yamaha YZF-R3 | 178.9 |
| 3 | 19 E. ROVELLI | Yamaha YZF-R3 | 178.3 |
| 4 | 15 A. COPPOLA | Yamaha YZF-R3 | 177.7 |
| 5 | 41 M. GARCIA | Yamaha YZF-R3 | 176.8 |
| 6 | 2 A. CARRASCO | Kawasaki Ninja 300 | 176.5 |
| 7 | 33 D. VALLE | Yamaha YZF-R3 | 176.2 |
| 8 | 25 B. SANCHEZ | Yamaha YZF-R3 | 175.7 |
| 9 | 88 M. PEREZ | Honda CBR500R | 175.4 |
| 10 | 17 G. NODERER | Honda CBR500R | 175.1 |
| 11 | 9 R. DOORAKKERS | Yamaha YZF-R3 | 174.8 |
| 12 | 91 L. BERNARDI | Yamaha YZF-R3 | 174.8 |
| 13 | 130 R. FERREIRA | Yamaha YZF-R3 | 174.2 |
| 14 | 35 A. TRIGLIA | Honda CBR500R | 174.2 |
| 15 | 75 S. DEROUE | Kawasaki Ninja 300 | 174.0 |
| 16 | 12 A. RUSMIPUTRO | Yamaha YZF-R3 | 174.0 |
| 17 | 21 A. BIDDLE | Kawasaki Ninja 300 | 173.4 |
| 18 | 84 M. CARBONERA | Yamaha YZF-R3 | 173.1 |
| 19 | 18 A. MURLEY | Yamaha YZF-R3 | 172.8 |
| 20 | 11 N. CUPAIOLI | Yamaha YZF-R3 | 172.8 |
| 21 | 22 M. KALININ | Yamaha YZF-R3 | 172.3 |
| 22 | 20 D. LOUREIRO | Yamaha YZF-R3 | 172.3 |
| 23 | 95 G. DE GRUTTOLA | Yamaha YZF-R3 | 172.0 |
| 24 | 79 C. TAYLOR | Kawasaki Ninja 300 | 171.7 |
| 25 | 94 C. MITCHELL | Kawasaki Ninja 300 | 171.7 |
| 26 | 28 P. GIACOMINI | Yamaha YZF-R3 | 171.5 |
| 27 | 80 A. PONTONE | Yamaha YZF-R3 | 171.2 |
| 28 | 14 E. DE LA VEGA | Yamaha YZF-R3 | 171.2 |
| 29 | 62 J. SCHULTZ | Kawasaki Ninja 300 | 170.9 |
| 30 | 54 H. CABUK | Kawasaki Ninja 300 | 170.7 |
| 31 | 87 A. LICCIARDI | Yamaha YZF-R3 | 169.3 |
| 32 | 27 F. ROVELLI | Yamaha YZF-R3 | 169.3 |
| 33 | 52 T. BEZUIDENHOUT | Yamaha YZF-R3 | 168.3 |
| 34 | 7 N. SETTIMO | Yamaha YZF-R3 | 168.3 |
| 35 | 13 J. FACCO | Yamaha YZF-R3 | 168.0 |
| 36 | 121 K. PATOVA | Yamaha YZF-R3 | 167.7 |
| 37 | 23 M. BASTIANELLI | Kawasaki Ninja 300 | 167.0 |

| SEG. 1 | | | SEG. 2 | | | SEG. 3 | | | SEG. 4 | | | SEG. 5 | | |
|--------|-------------------|--------|--------|-------------------|--------|--------|-------------------|--------|--------|-------------------|--------|--------|-------------------|--------|
| 1 | 6 R. SCHOTMAN | 11.457 | 1 | 15 A. COPPOLA | 18.067 | 1 | 15 A. COPPOLA | 40.061 | 1 | 15 A. COPPOLA | 35.158 | 1 | 88 M. PEREZ | 26.061 |
| 2 | 2 A. CARRASCO | 11.487 | 2 | 20 D. LOUREIRO | 18.192 | 2 | 20 D. LOUREIRO | 40.193 | 2 | 88 M. PEREZ | 35.465 | 2 | 15 A. COPPOLA | 26.384 |
| 3 | 41 M. GARCIA | 11.539 | 3 | 25 B. SANCHEZ | 18.212 | 3 | 88 M. PEREZ | 40.313 | 3 | 25 B. SANCHEZ | 35.695 | 3 | 95 G. DE GRUTTOL | 26.454 |
| 4 | 99 P. GRASSIA | 11.568 | 4 | 88 M. PEREZ | 18.249 | 4 | 6 R. SCHOTMAN | 40.424 | 4 | 41 M. GARCIA | 35.757 | 4 | 25 B. SANCHEZ | 26.511 |
| 5 | 25 B. SANCHEZ | 11.606 | 5 | 2 A. CARRASCO | 18.252 | 5 | 99 P. GRASSIA | 40.542 | 5 | 6 R. SCHOTMAN | 35.805 | 5 | 13 J. FACCO | 26.522 |
| 6 | 15 A. COPPOLA | 11.636 | 6 | 41 M. GARCIA | 18.301 | 6 | 28 P. GIACOMINI | 40.574 | 6 | 28 P. GIACOMINI | 35.939 | 6 | 99 P. GRASSIA | 26.557 |
| 7 | 33 D. VALLE | 11.646 | 7 | 6 R. SCHOTMAN | 18.313 | 7 | 41 M. GARCIA | 40.626 | 7 | 23 M. BASTIANELLI | 35.975 | 7 | 91 L. BERNARDI | 26.574 |
| 8 | 19 E. ROVELLI | 11.657 | 8 | 95 G. DE GRUTTOL | 18.350 | 8 | 80 A. PONTONE | 40.702 | 8 | 20 D. LOUREIRO | 35.998 | 8 | 20 M. KALININ | 26.645 |
| 9 | 88 M. PEREZ | 11.673 | 9 | 91 L. BERNARDI | 18.396 | 9 | 23 M. BASTIANELLI | 40.718 | 9 | 91 L. BERNARDI | 36.021 | 9 | 80 A. PONTONE | 26.659 |
| 10 | 20 D. LOUREIRO | 11.721 | 10 | 28 P. GIACOMINI | 18.413 | 10 | 13 J. FACCO | 40.727 | 10 | 33 D. VALLE | 36.074 | 10 | 6 R. SCHOTMAN | 26.709 |
| 11 | 91 L. BERNARDI | 11.743 | 11 | 17 G. NODERER | 18.440 | 11 | 91 L. BERNARDI | 40.745 | 11 | 95 G. DE GRUTTOL | 36.162 | 11 | 20 D. LOUREIRO | 26.746 |
| 12 | 21 A. BIDDLE | 11.744 | 12 | 99 P. GRASSIA | 18.450 | 12 | 25 B. SANCHEZ | 40.804 | 12 | 2 A. CARRASCO | 36.196 | 12 | 28 P. GIACOMINI | 26.753 |
| 13 | 95 G. DE GRUTTOL | 11.752 | 13 | 13 J. FACCO | 18.461 | 13 | 95 G. DE GRUTTOL | 40.824 | 13 | 22 M. KALININ | 36.213 | 13 | 2 A. CARRASCO | 26.774 |
| 14 | 22 M. KALININ | 11.758 | 14 | 22 M. KALININ | 18.504 | 14 | 2 A. CARRASCO | 40.918 | 14 | 13 J. FACCO | 36.246 | 14 | 121 K. PATOVA | 26.800 |
| 15 | 12 A. RUSMIPUTRO | 11.762 | 15 | 54 H. CABUK | 18.545 | 15 | 54 H. CABUK | 40.927 | 15 | 99 P. GRASSIA | 36.283 | 15 | 52 T. BEZUIDENHO | 26.813 |
| 16 | 75 S. DEROUE | 11.812 | 16 | 33 D. VALLE | 18.553 | 16 | 14 E. DE LA VEGA | 40.946 | 16 | 14 E. DE LA VEGA | 36.305 | 16 | 35 A. TRIGLIA | 26.828 |
| 17 | 84 M. CARBONERA | 11.812 | 17 | 9 R. DOORAKKER | 18.564 | 17 | 22 M. KALININ | 41.053 | 17 | 80 A. PONTONE | 36.435 | 17 | 18 A. MURLEY | 26.842 |
| 18 | 18 A. MURLEY | 11.862 | 18 | 80 A. PONTONE | 18.572 | 18 | 33 D. VALLE | 41.175 | 18 | 87 A. LICCIARDI | 36.619 | 18 | 23 M. BASTIANELLI | 26.847 |
| 19 | 130 R. FERREIRA | 11.867 | 19 | 18 A. MURLEY | 18.606 | 19 | 12 A. RUSMIPUTRO | 41.210 | 19 | 12 A. RUSMIPUTRO | 36.627 | 19 | 12 A. RUSMIPUTRO | 26.892 |
| 20 | 11 N. CUPAIOLI | 11.883 | 20 | 35 A. TRIGLIA | 18.622 | 20 | 79 C. TAYLOR | 41.301 | 20 | 35 A. TRIGLIA | 36.632 | 20 | 17 G. NODERER | 26.906 |
| 21 | 14 E. DE LA VEGA | 11.884 | 21 | 14 E. DE LA VEGA | 18.625 | 21 | 35 A. TRIGLIA | 41.305 | 21 | 52 T. BEZUIDENHO | 36.641 | 21 | 41 M. GARCIA | 26.970 |
| 22 | 35 A. TRIGLIA | 11.889 | 22 | 52 T. BEZUIDENHO | 18.668 | 22 | 18 A. MURLEY | 41.337 | 22 | 121 K. PATOVA | 36.651 | 22 | 33 D. VALLE | 26.971 |
| 23 | 79 C. TAYLOR | 11.899 | 23 | 12 A. RUSMIPUTRO | 18.711 | 23 | 17 G. NODERER | 41.381 | 23 | 17 G. NODERER | 36.681 | 23 | 14 E. DE LA VEGA | 27.041 |
| 24 | 54 H. CABUK | 11.903 | 24 | 79 C. TAYLOR | 18.745 | 24 | 52 T. BEZUIDENHO | 41.465 | 24 | 18 A. MURLEY | 36.760 | 24 | 87 A. LICCIARDI | 27.162 |
| 25 | 9 R. DOORAKKER | 11.925 | 25 | 19 E. ROVELLI | 18.827 | 25 | 84 M. CARBONERA | 41.645 | 25 | 54 H. CABUK | 36.762 | 25 | 21 A. BIDDLE | 27.165 |
| 26 | 94 C. MITCHELL | 11.926 | 26 | 23 M. BASTIANELLI | 18.847 | 26 | 87 A. LICCIARDI | 41.701 | 26 | 79 C. TAYLOR | 36.794 | 26 | 54 H. CABUK | 27.172 |
| 27 | 17 G. NODERER | 11.935 | 27 | 84 M. CARBONERA | 18.881 | 27 | 9 R. DOORAKKER | 41.780 | 27 | 27 F. ROVELLI | 36.803 | 27 | 79 C. TAYLOR | 27.215 |
| 28 | 28 P. GIACOMINI | 11.940 | 28 | 94 C. MITCHELL | 18.885 | 28 | 121 K. PATOVA | 41.798 | 28 | 84 M. CARBONERA | 36.838 | 28 | 19 E. ROVELLI | 27.243 |
| 29 | 87 A. LICCIARDI | 11.960 | 29 | 121 K. PATOVA | 18.927 | 29 | 21 A. BIDDLE | 41.899 | 29 | 19 E. ROVELLI | 37.002 | 29 | 130 R. FERREIRA | 27.336 |
| 30 | 80 A. PONTONE | 11.998 | 30 | 87 A. LICCIARDI | 18.942 | 30 | 19 E. ROVELLI | 42.127 | 30 | 94 C. MITCHELL | 37.017 | 30 | 27 F. ROVELLI | 27.393 |
| 31 | 27 F. ROVELLI | 12.031 | 31 | 21 A. BIDDLE | 18.968 | 31 | 130 R. FERREIRA | 42.185 | 31 | 9 R. DOORAKKER | 37.073 | 31 | 9 R. DOORAKKER | 27.447 |
| 32 | 52 T. BEZUIDENHO | 12.034 | 32 | 130 R. FERREIRA | 19.039 | 32 | 94 C. MITCHELL | 42.194 | 32 | 130 R. FERREIRA | 37.100 | 32 | 84 M. CARBONERA | 27.519 |
| 33 | 121 K. PATOVA | 12.044 | 33 | 62 J. SCHULTZ | 19.069 | 33 | 27 F. ROVELLI | 42.264 | 33 | 21 A. BIDDLE | 37.300 | 33 | 94 C. MITCHELL | 27.705 |
| 34 | 23 M. BASTIANELLI | 12.045 | 34 | 27 F. ROVELLI | 19.070 | 34 | 62 J. SCHULTZ | 42.627 | 34 | 62 J. SCHULTZ | 37.444 | 34 | 62 J. SCHULTZ | 27.966 |
| 35 | 13 J. FACCO | 12.078 | 35 | 75 S. DEROUE | 19.243 | 35 | 75 S. DEROUE | 43.033 | 35 | 75 S. DEROUE | 37.617 | 35 | 11 N. CUPAIOLI | 28.428 |
| 36 | 7 N. SETTIMO | 12.134 | 36 | 7 N. SETTIMO | 19.722 | 36 | 11 N. CUPAIOLI | 43.240 | 36 | 11 N. CUPAIOLI | 37.630 | 36 | 7 N. SETTIMO | 28.618 |
| 37 | 62 J. SCHULTZ | 12.146 | 37 | 11 N. CUPAIOLI | 19.741 | 37 | 7 N. SETTIMO | 43.593 | 37 | 7 N. SETTIMO | 37.759 | 37 | 75 S. DEROUE | 28.633 |

12/05/2017

These data/results cannot be reproduced, stored and/or transmitted in whole or in part by any manner of electronic, mechanical, photocopying, recording, broadcasting or otherwise now known or herein after developed without the previous express consent by the copyright owner, except for reproduction in daily press and regular printed publications on sale to the public within 60 days of the event related to those data/results and always provided that copyright symbol appears together as follows below.

© DORNA WSBK ORGANIZATION Srl 2017

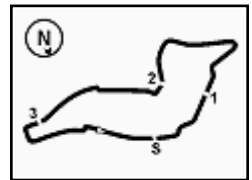
FICR PERUGIA TIMING



Official Tyre Supplier



Official Timekeeper



Italian Round, 12-13-14 May 2017

World Supersport 300 - Ideal Times Free Practice 1st Session

Imola Circuit 4.936 m

1 / 2

| No. | Rider | Nat | Bike | Seg. 1 | Seg. 2 | Seg. 3 | Seg. 4 | Seg. 5 | Ideal Time | Best Lap | Pos. | Diff. |
|-----|--------------------|-----|--------------------|------------------------|------------------------|-----------------|------------------------|------------------------|-----------------------------|----------|------|-------|
| | | | | Diff. 1 | Diff. 2 | Diff. 3 | Diff. 4 | Diff. 5 | | | | |
| 1 | 15 A. COPPOLA | ITA | Yamaha YZF-R3 | 11.636 | 18.067 0.142 | 40.061 | 35.158 0.423 | 26.384 0.646 | 2'11.306 2'12.517 | | 2 | 1.211 |
| 2 | 88 M. PEREZ | ESP | Honda CBR500R | 11.673 | 18.249 0.011 | 40.313 0.059 | 35.465 | 26.061 0.179 | 2'11.761 2'12.010 | | 1 | 0.249 |
| 3 | 6 R. SCHOTMAN | NED | Yamaha YZF-R3 | 11.457 0.378 | 18.313 0.049 | 40.424 | 35.805 0.149 | 26.709 0.087 | 2'12.708 2'13.371 | | 6 | 0.663 |
| 4 | 25 B. SÁNCHEZ | ESP | Yamaha YZF-R3 | 11.606 0.194 | 18.212 0.020 | 40.804 0.053 | 35.695 | 26.511 | 2'12.828 2'13.095 | | 3 | 0.267 |
| 5 | 20 D. LOUREIRO | RSA | Yamaha YZF-R3 | 11.721 0.046 | 18.192 0.178 | 40.193 | 35.998 0.074 | 26.746 0.010 | 2'12.850 2'13.158 | | 4 | 0.308 |
| 6 | 41 M. GARCIA | ESP | Yamaha YZF-R3 | 11.539 | 18.301 0.092 | 40.626 | 35.757 | 26.970 | 2'13.193 2'13.285 | | 5 | 0.092 |
| 7 | 99 P. GRASSIA | ITA | Kawasaki Ninja 300 | 11.568 0.346 | 18.450 0.084 | 40.542 | 36.283 | 26.557 0.131 | 2'13.400 2'13.961 | | 8 | 0.561 |
| 8 | 91 L. BERNARDI | RSM | Yamaha YZF-R3 | 11.743 0.267 | 18.396 0.341 | 40.745 | 36.021 0.177 | 26.574 0.092 | 2'13.479 2'14.356 | | 12 | 0.877 |
| 9 | 95 G. DE GRUTTOLA | ITA | Yamaha YZF-R3 | 11.752 | 18.350 | 40.824 0.026 | 36.162 | 26.454 0.477 | 2'13.542 2'14.045 | | 9 | 0.503 |
| 10 | 28 P. GIACOMINI | ITA | Yamaha YZF-R3 | 11.940 0.025 | 18.413 0.077 | 40.574 0.308 | 35.939 0.290 | 26.753 | 2'13.619 2'14.319 | | 11 | 0.700 |
| 11 | 2 A. CARRASCO | ESP | Kawasaki Ninja 300 | 11.487 0.116 | 18.252 | 40.918 | 36.196 | 26.774 | 2'13.627 2'13.743 | | 7 | 0.116 |
| 12 | 13 J. FACCO | ITA | Yamaha YZF-R3 | 12.078 | 18.461 0.053 | 40.727 | 36.246 0.195 | 26.522 | 2'14.034 2'14.282 | | 10 | 0.248 |
| 13 | 22 M. KALININ | UKR | Yamaha YZF-R3 | 11.758 | 18.504 | 41.053 0.640 | 36.213 | 26.645 | 2'14.173 2'14.813 | | 14 | 0.640 |
| 14 | 80 A. PONTONE | ITA | Yamaha YZF-R3 | 11.998 0.115 | 18.572 0.018 | 40.702 0.007 | 36.435 0.231 | 26.659 0.042 | 2'14.366 2'14.779 | | 13 | 0.413 |
| 15 | 33 D. VALLE | ESP | Yamaha YZF-R3 | 11.646 0.400 | 18.553 0.017 | 41.175 | 36.074 | 26.971 0.006 | 2'14.419 2'14.842 | | 15 | 0.423 |
| 16 | 23 M. BASTIANELLI | ITA | Kawasaki Ninja 300 | 12.045 | 18.847 0.094 | 40.718 0.358 | 35.975 0.466 | 26.847 | 2'14.432 2'15.350 | | 17 | 0.918 |
| 17 | 14 E. DE LA VEGA | FRA | Yamaha YZF-R3 | 11.884 | 18.625 0.121 | 40.946 | 36.305 0.037 | 27.041 0.131 | 2'14.801 2'15.090 | | 16 | 0.289 |
| 18 | 12 A. RUSMIPUTRO | INA | Yamaha YZF-R3 | 11.762 0.313 | 18.711 0.152 | 41.210 0.351 | 36.627 0.081 | 26.892 | 2'15.202 2'16.099 | | 21 | 0.897 |
| 19 | 35 A. TRIGLIA | ITA | Honda CBR500R | 11.889 0.342 | 18.622 0.378 | 41.305 0.123 | 36.632 | 26.828 0.077 | 2'15.276 2'16.196 | | 22 | 0.920 |
| 20 | 54 H. CABUK | TUR | Kawasaki Ninja 300 | 11.903 0.078 | 18.545 0.025 | 40.927 | 36.762 0.230 | 27.172 0.005 | 2'15.309 2'15.647 | | 18 | 0.338 |
| 21 | 17 G. NODERER | GER | Honda CBR500R | 11.935 | 18.440 | 41.381 | 36.681 0.269 | 26.906 0.135 | 2'15.343 2'15.747 | | 19 | 0.404 |
| 22 | 18 A. MURLEY | GBR | Yamaha YZF-R3 | 11.862 0.291 | 18.606 0.271 | 41.337 0.031 | 36.760 | 26.842 | 2'15.407 2'16.000 | | 20 | 0.593 |
| 23 | 52 T. BEZUIDENHOUT | RSA | Yamaha YZF-R3 | 12.034 | 18.668 | 41.465 | 36.641 0.017 | 26.813 0.941 | 2'15.621 2'16.579 | | 25 | 0.958 |
| 24 | 79 C. TAYLOR | GBR | Kawasaki Ninja 300 | 11.899 0.086 | 18.745 0.001 | 41.301 0.259 | 36.794 0.013 | 27.215 | 2'15.954 2'16.313 | | 23 | 0.359 |
| 25 | 121 K. PATOVA | FIN | Yamaha YZF-R3 | 12.044 0.029 | 18.927 0.019 | 41.798 | 36.651 | 26.800 0.170 | 2'16.220 2'16.438 | | 24 | 0.218 |
| 26 | 87 A. LICCIARDI | BEL | Yamaha YZF-R3 | 11.960 0.222 | 18.942 | 41.701 | 36.619 | 27.162 0.125 | 2'16.384 2'16.731 | | 26 | 0.347 |
| 27 | 84 M. CARBONERA | ITA | Yamaha YZF-R3 | 11.812 0.183 | 18.881 0.119 | 41.645 | 36.838 0.315 | 27.519 | 2'16.695 2'17.312 | | 27 | 0.617 |
| 28 | 9 R. DOORAKKERS | NED | Yamaha YZF-R3 | 11.925 0.124 | 18.564 | 41.780 0.439 | 37.073 0.302 | 27.447 0.276 | 2'16.789 2'17.930 | | 31 | 1.141 |
| 29 | 19 E. ROVELLI | ITA | Yamaha YZF-R3 | 11.657 0.305 | 18.827 | 42.127 | 37.002 0.271 | 27.243 0.072 | 2'16.856 2'17.504 | | 28 | 0.648 |
| 30 | 21 A. BIDDLE | NZL | Kawasaki Ninja 300 | 11.744 0.341 | 18.968 0.092 | 41.899 0.196 | 37.300 | 27.165 0.163 | 2'17.076 2'17.868 | | 30 | 0.792 |
| 31 | 130 R. FERREIRA | BRA | Yamaha YZF-R3 | 11.867 0.361 | 19.039 | 42.185 | 37.100 0.333 | 27.336 | 2'17.527 2'18.221 | | 32 | 0.694 |
| 32 | 27 F. ROVELLI | ITA | Yamaha YZF-R3 | 12.031 0.010 | 19.070 0.008 | 42.264 | 36.803 | 27.393 0.022 | 2'17.561 2'17.601 | | 29 | 0.040 |
| 33 | 94 C. MITCHELL | GBR | Kawasaki Ninja 300 | 11.926 0.021 | 18.885 | 42.194 0.167 | 37.017 0.507 | 27.705 0.119 | 2'17.727 2'18.541 | | 33 | 0.814 |

12/05/2017

These data/results cannot be reproduced, stored and/or transmitted in whole or in part by any manner of electronic, mechanical, photocopying, recording, broadcasting or otherwise now known or herein after developed without the previous express consent by the copyright owner, except for reproduction in daily press and regular printed publications on sale to the public within 60 days of the event related to those data/results and always provided that copyright symbol appears together as follows below.

© DORNA WSBK ORGANIZATION Srl 2017

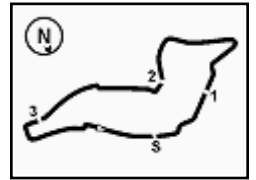
FICR PERUGIA TIMING



Official Tyre Supplier



Official Timekeeper



Italian Round, 12-13-14 May 2017

World Supersport 300 - Ideal Times Free Practice 1st Session

| No. | Rider | Nat | Bike | Seg. 1 | Seg. 2 | Seg. 3 | Seg. 4 | Seg. 5 | Ideal Time | | | |
|---------------------------|-----------------------|-----|--------------------|-----------------|-----------------|-----------------|-----------------|-----------------|-----------------|----------|-------|-------|
| | | | | Diff. 1 | Diff. 2 | Diff. 3 | Diff. 4 | Diff. 5 | Best Lap | Pos. | Diff. | |
| 34 | 62 J. SCHULTZ | RSA | Kawasaki Ninja 300 | 12.146 0.276 | 19.069 0.119 | 42.627 0.639 | 37.444 0.191 | 27.966 | 2'19.252 | 2'20.477 | 35 | 1.225 |
| 35 | 75 S. DEROUE | NED | Kawasaki Ninja 300 | 11.812 0.308 | 19.243 0.424 | 43.033 0.591 | 37.617 0.294 | 28.633 0.378 | 2'20.338 | 2'22.333 | 37 | 1.995 |
| 36 | 11 N. CUPAIOLI | ITA | Yamaha YZF-R3 | 11.883 0.259 | 19.741 | 43.240 | 37.630 0.132 | 28.428 0.020 | 2'20.922 | 2'21.333 | 36 | 0.411 |
| Overall Ideal Time | | | | 11.457 | 18.067 | 40.061 | 35.158 | 26.061 | 2'10.804 | | | |

12/05/2017

These data/results cannot be reproduced, stored and/or transmitted in whole or in part by any manner of electronic, mechanical, photocopying, recording, broadcasting or otherwise now known or herein after developed without the previous express consent by the copyright owner, except for reproduction in daily press and regular printed publications on sale to the public within 60 days of the event related to those data/results and always provided that copyright symbol appears together as follows below.

© DORNA WSBK ORGANIZATION Srl 2017

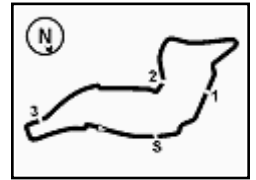
FICR PERUGIA TIMING



Official Tyre Supplier



Official Timekeeper



Italian Round, 12-13-14 May 2017

World Supersport 300 - Best Sector & Speed Free Practice 1st Session

| 1° 88 M. PEREZ (2'12.010) | | | | | | | | |
|---------------------------|--------|--------|--------|--------|----------|------------|-------|--------------|
| Lap | Seg. 1 | Seg. 2 | Seg. 3 | Seg. 4 | Seg. 5 | Lap Time | km/h | Local Time |
| 1 | 12.036 | 23.635 | 45.214 | 37.733 | 27.453 | 2'15.983 | 125.1 | 12:17:30.671 |
| 2 | 11.855 | 18.639 | 41.470 | 36.657 | 26.797 | 2'14.126 | 169.9 | 12:19:46.654 |
| 3 | 11.787 | 18.475 | 40.470 | 35.833 | 26.588 | 2'12.923 | 173.1 | 12:24:13.703 |
| 4 | 11.837 | 22.479 | 42.118 | 36.016 | 26.512 | 2'18.962 | 149.2 | 12:26:32.665 |
| 5 | 11.914 | 18.582 | 40.486 | 35.626 | 26.293 | 2'12.901 | 170.1 | 12:28:45.566 |
| 6 | 11.824 | 23.939 | 44.394 | 41.674 | 3'39.708 | 5'41.539 P | 169.9 | 12:34:27.105 |
| 7 | 21.329 | 21.036 | 41.957 | 35.882 | 26.503 | 2'26.707 P | 124.0 | 12:36:53.812 |
| 8 | 11.712 | 18.249 | 40.664 | 35.540 | 26.061 | 2'12.226 | 174.5 | 12:39:06.038 |
| 9 | 11.673 | 18.260 | 40.372 | 35.465 | 26.240 | 2'12.010 | 175.4 | 12:41:18.048 |
| 10 | 11.786 | 18.373 | 40.313 | 35.798 | 26.318 | 2'12.588 | 171.7 | 12:43:30.636 |

| 2° 15 A. COPPOLA (2'12.517) | | | | | | | | |
|-----------------------------|--------|--------|--------|--------|----------|------------|-------|--------------|
| Lap | Seg. 1 | Seg. 2 | Seg. 3 | Seg. 4 | Seg. 5 | Lap Time | km/h | Local Time |
| 1 | 15.869 | 23.761 | 47.304 | 38.649 | 27.724 | 2'33.307 P | 118.3 | 12:17:06.651 |
| 2 | 12.081 | 19.093 | 42.301 | 36.814 | 27.490 | 2'17.779 | 166.7 | 12:21:57.737 |
| 3 | 11.670 | 18.833 | 41.359 | 36.544 | 27.006 | 2'15.412 | 172.0 | 12:24:13.149 |
| 4 | 12.024 | 25.196 | 42.285 | 37.163 | 27.262 | 2'23.930 | 161.9 | 12:26:37.079 |
| 5 | 11.727 | 18.411 | 40.524 | 35.815 | 26.999 | 2'13.476 | 170.1 | 12:28:50.555 |
| 6 | 11.860 | 18.333 | 40.735 | 36.196 | 28.131 | 2'15.255 | 170.1 | 12:31:05.810 |
| 7 | 11.729 | 18.067 | 40.779 | 35.792 | 26.710 | 2'13.077 | 172.8 | 12:33:18.887 |
| 8 | 11.856 | 19.943 | 42.362 | 38.223 | 3'06.584 | 4'58.968 P | 170.1 | 12:38:17.855 |
| 9 | 22.141 | 20.546 | 47.168 | 36.865 | 27.625 | 2'34.345 P | 84.8 | 12:40:52.200 |
| 10 | 11.636 | 18.209 | 40.061 | 35.581 | 27.030 | 2'12.517 | 175.4 | 12:43:04.717 |
| 11 | 11.704 | 18.731 | 40.617 | 35.158 | 26.384 | 2'12.594 | 177.7 | 12:45:17.311 |

| 3° 25 B. SÁNCHEZ (2'13.095) | | | | | | | | |
|-----------------------------|--------|--------|--------|--------|--------|------------|-------|--------------|
| Lap | Seg. 1 | Seg. 2 | Seg. 3 | Seg. 4 | Seg. 5 | Lap Time | km/h | Local Time |
| 1 | 16.893 | 21.771 | 44.963 | 43.865 | 28.986 | 2'36.478 C | 123.7 | 12:15:14.793 |
| 2 | 11.938 | 19.123 | 42.408 | 36.769 | 28.356 | 2'18.594 | 170.9 | 12:20:09.868 |
| 3 | 11.973 | 18.929 | 41.603 | 36.520 | 27.565 | 2'16.590 | 168.8 | 12:22:26.455 |
| 4 | 11.693 | 18.488 | 41.651 | 36.434 | 27.117 | 2'15.383 | 174.2 | 12:24:41.838 |
| 5 | 11.606 | 18.374 | 41.339 | 36.373 | 27.095 | 2'14.787 | 175.7 | 12:26:56.625 |
| 6 | 11.834 | 18.773 | 41.352 | 36.406 | 27.314 | 2'15.679 | 169.6 | 12:29:12.304 |
| 7 | 12.789 | 23.349 | 46.422 | 36.117 | 26.947 | 2'25.624 | 140.1 | 12:31:37.928 |
| 8 | 11.683 | 18.436 | 40.804 | 36.319 | 27.022 | 2'14.264 | 173.1 | 12:33:52.192 |
| 9 | 11.771 | 18.620 | 40.554 | 36.628 | 27.004 | 2'19.077 | 170.7 | 12:36:11.289 |
| 10 | 11.618 | 18.212 | 42.138 | 36.559 | 26.909 | 2'15.436 | 175.7 | 12:38:26.705 |
| 11 | 11.738 | 18.489 | 40.997 | 36.114 | 26.899 | 2'14.237 | 172.0 | 12:40:40.942 |
| 12 | 11.852 | 18.749 | 41.645 | 40.235 | 27.085 | 2'19.569 | 161.1 | 12:43:00.508 |
| 13 | 11.800 | 18.232 | 40.857 | 35.695 | 26.511 | 2'13.095 | 170.1 | 12:45:13.603 |

| 4° 20 D. LOUREIRO (2'13.158) | | | | | | | | |
|------------------------------|--------|--------|--------|--------|----------|------------|-------|--------------|
| Lap | Seg. 1 | Seg. 2 | Seg. 3 | Seg. 4 | Seg. 5 | Lap Time | km/h | Local Time |
| 1 | 17.874 | 25.596 | 45.965 | 38.383 | 28.535 | 2'36.353 P | 102.6 | 12:15:23.788 |
| 2 | 12.018 | 19.087 | 41.753 | 37.506 | 27.815 | 2'18.179 | 168.5 | 12:18:00.141 |
| 3 | 11.890 | 18.763 | 41.148 | 37.280 | 27.530 | 2'16.611 | 168.8 | 12:22:34.931 |
| 4 | 11.737 | 18.627 | 40.899 | 37.287 | 27.390 | 2'15.940 | 172.0 | 12:24:50.871 |
| 5 | 11.721 | 18.614 | 40.811 | 36.485 | 27.142 | 2'14.773 | 172.0 | 12:27:05.644 |
| 6 | 11.770 | 18.320 | 40.664 | 36.536 | 27.121 | 2'14.411 | 171.5 | 12:29:20.055 |
| 7 | 11.781 | 18.192 | 41.727 | 36.622 | 27.268 | 2'15.590 | 172.3 | 12:31:35.645 |
| 8 | 11.987 | 18.482 | 41.691 | 38.308 | 3'57.591 | 5'48.059 P | 170.9 | 12:37:23.704 |
| 9 | 15.887 | 19.274 | 41.169 | 36.657 | 27.073 | 2'20.060 P | 145.4 | 12:39:43.764 |
| 10 | 11.907 | 18.423 | 40.763 | 36.341 | 26.979 | 2'14.413 | 170.9 | 12:41:58.177 |
| 11 | 11.828 | 18.287 | 40.450 | 35.998 | 26.746 | 2'13.309 | 170.1 | 12:44:11.486 |
| 12 | 11.767 | 18.370 | 40.193 | 36.072 | 26.756 | 2'13.158 | 171.2 | 12:46:24.644 |

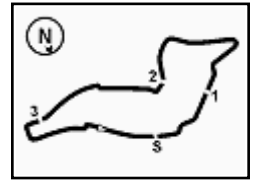
| 5° 41 M. GARCIA (2'13.285) | | | | | | | | |
|----------------------------|--------|--------|--------|--------|--------|------------|-------|--------------|
| Lap | Seg. 1 | Seg. 2 | Seg. 3 | Seg. 4 | Seg. 5 | Lap Time | km/h | Local Time |
| 1 | 15.650 | 22.379 | 45.293 | 37.938 | 28.636 | 2'29.896 P | 139.0 | 12:15:17.808 |
| 2 | 12.068 | 19.421 | 42.574 | 36.739 | 27.432 | 2'18.234 | 167.5 | 12:20:05.938 |
| 3 | 11.802 | 18.939 | 42.552 | 37.386 | 27.800 | 2'18.479 | 172.6 | 12:22:24.417 |
| 4 | 12.014 | 18.898 | 42.200 | 39.162 | 28.613 | 2'20.887 C | 168.8 | 12:24:45.304 |
| 5 | 11.716 | 18.702 | 41.385 | 36.473 | 28.196 | 2'16.472 | 173.7 | 12:27:01.776 |
| 6 | 11.704 | 18.660 | 41.258 | 36.184 | 27.386 | 2'15.192 | 174.8 | 12:29:16.968 |
| 7 | 11.665 | 18.504 | 41.826 | 43.564 | 28.010 | 2'23.569 | 176.8 | 12:31:40.537 |
| 8 | 11.742 | 18.301 | 41.513 | 36.129 | 27.237 | 2'14.922 | 174.0 | 12:33:55.459 |
| 9 | 11.767 | 18.471 | 41.171 | 36.067 | 27.146 | 2'14.622 | 171.5 | 12:36:10.081 |
| 10 | 12.878 | 20.558 | 42.406 | 43.204 | 27.079 | 2'26.125 | 117.9 | 12:38:36.206 |
| 11 | 11.721 | 18.401 | 40.954 | 36.219 | 27.400 | 2'14.695 | 174.0 | 12:40:50.901 |
| 12 | 11.700 | 18.478 | 40.682 | 35.769 | 27.145 | 2'13.774 | 173.7 | 12:43:04.675 |
| 13 | 11.539 | 18.393 | 40.626 | 35.757 | 26.970 | 2'13.285 | 176.8 | 12:45:17.960 |

| 6° 6 R. SCHOTMAN (2'13.371) | | | | | | | | |
|-----------------------------|--------|--------|--------|--------|--------|------------|-------|--------------|
| Lap | Seg. 1 | Seg. 2 | Seg. 3 | Seg. 4 | Seg. 5 | Lap Time | km/h | Local Time |
| 1 | 16.325 | 21.349 | 44.363 | 37.723 | 27.876 | 2'27.636 P | 143.6 | 12:15:36.547 |
| 2 | 11.733 | 19.166 | 42.875 | 36.648 | 27.476 | 2'17.898 | 176.8 | 12:20:22.081 |
| 3 | 11.841 | 19.004 | 41.869 | 36.443 | 26.826 | 2'15.983 | 173.4 | 12:22:38.064 |
| 4 | 11.923 | 18.720 | 41.480 | 36.832 | 26.709 | 2'15.664 | 170.1 | 12:24:53.728 |
| 5 | 11.715 | 18.513 | 41.042 | 36.257 | 27.122 | 2'14.649 | 173.7 | 12:27:08.377 |
| 6 | 11.801 | 18.511 | 41.366 | 41.130 | 26.924 | 2'19.732 | 171.7 | 12:29:28.109 |
| 7 | 11.778 | 18.313 | 41.753 | 36.345 | 27.117 | 2'15.306 | 172.6 | 12:31:43.415 |
| 8 | 11.864 | 18.378 | 41.079 | 36.189 | 26.727 | 2'14.237 | 171.5 | 12:33:57.852 |
| 9 | 11.629 | 18.392 | 40.843 | 35.928 | 27.469 | 2'14.261 | 173.7 | 12:36:11.913 |
| 10 | 11.457 | 18.824 | 42.704 | 43.140 | 26.982 | 2'23.107 | 178.9 | 12:38:35.020 |
| 11 | 11.874 | 18.547 | 40.880 | 36.405 | 26.911 | 2'14.617 | 171.7 | 12:40:49.637 |
| 12 | 11.806 | 18.358 | 40.897 | 35.805 | 26.869 | 2'13.735 | 171.2 | 12:43:03.372 |
| 13 | 11.835 | 18.362 | 40.424 | 35.954 | 26.796 | 2'13.371 | 170.9 | 12:45:16.743 |

| 7° 2 A. CARRASCO (2'13.743) | | | | | | | | |
|-----------------------------|--------|--------|--------|--------|--------|------------|-------|--------------|
| Lap | Seg. 1 | Seg. 2 | Seg. 3 | Seg. 4 | Seg. 5 | Lap Time | km/h | Local Time |
| 1 | 17.809 | 21.358 | 45.620 | 38.761 | 28.818 | 2'32.366 P | 125.4 | 12:17:44.593 |
| 2 | 11.868 | 19.298 | 43.249 | 37.199 | 28.467 | 2'20.081 | 170.4 | 12:20:04.674 |
| 3 | 11.945 | 19.186 | 43.741 | 37.636 | 27.777 | 2'20.285 | 170.1 | 12:22:24.959 |
| 4 | 11.890 | 18.995 | 42.777 | 36.626 | 27.252 | 2'17.540 | 168.0 | 12:24:42.499 |
| 5 | 11.487 | 18.664 | 42.078 | 37.674 | 27.316 | 2'17.219 | 173.4 | 12:26:59.718 |
| 6 | 11.762 | 18.792 | 42.119 | 36.844 | 27.355 | 2'16.872 | 172.6 | 12:29:16.590 |
| 7 | 11.805 | 18.704 | 44.463 | 37.110 | 27.204 | 2'19.286 | 173.4 | 12:31:35.876 |
| 8 | 11.901 | 18.720 | 41.892 | 37.054 | 27.174 | 2'16.741 | 169.1 | 12:33:52.617 |
| 9 | 11.592 | 18.635 | 41.871 | 36.730 | 27.078 | 2'15.906 | 176.5 | 12:36:08.523 |
| 10 | 11.937 | 18.484 | 41.584 | 36.634 | 26.994 | 2'15.633 | 170.7 | 12:38:24.156 |
| 11 | 11.915 | 23.483 | 42.666 | 36.586 | 27.595 | 2'22.245 | 169.6 | 12:40:46.401 |
| 12 | 11.724 | 18.597 | 41.622 | 36.422 | 27.177 | 2'15.542 | 172.3 | 12:43:01.943 |
| 13 | 11.603 | 18.252 | 40.918 | 36.196 | 26.774 | 2'13.743 | 171.5 | 12:45:15.686 |

| 8° 99 P. GRASSIA (2'13.961) | | | | | | | | |
|-----------------------------|--------|--------|--------|--------|----------|------------|-------|--------------|
| Lap | Seg. 1 | Seg. 2 | Seg. 3 | Seg. 4 | Seg. 5 | Lap Time | km/h | Local Time |
| 1 | 22.098 | 23.665 | 49.794 | 39.400 | 27.568 | 2'42.525 P | 103.6 | 12:15:09.412 |
| 2 | 11.799 | 18.807 | 42.811 | 37.077 | 27.581 | 2'18.075 | 174.0 | 12:20:10.912 |
| 3 | 11.818 | 18.827 | 41.332 | 36.668 | 27.076 | 2'15.721 | 172.8 | 12:22:25.733 |
| 4 | 11.568 | 18.768 | 41.677 | 36.716 | 26.848 | 2'15.577 | 179.2 | 12:24:41.310 |
| 5 | 11.799 | 18.479 | 41.979 | 37.824 | 2'15.851 | 4'05.932 P | 172.0 | 12:28:47.242 |
| 6 | 17.578 | 19.664 | 41.687 | 37.088 | 27.101 | 2'23.118 P | 131.9 | 12:31:10.360 |
| 7 | 12.019 | 18.616 | 41.062 | 36.507 | 26.887 | 2'15.091 | 167.5 | 12:33:25.451 |
| 8 | 11.925 | 18.526 | 40.805 | 36.430 | 26.557 | 2'14.243 | 169.3 | 12:35:39.694 |
| 9 | 11.928 | 18.723 | 40.731 | 36.542 | 1'36.842 | 3'24.766 P | 168.3 | 12:39:04.460 |
| 10 | 20.115 | 22.027 | 41.329 | 36.508 | 26.904 | 2'26.883 P | 96.6 | 12:41:31.343 |
| 11 | 11.919 | 18.450 | 46.686 | 36.617 | 26.749 | 2'20.421 | 171.2 | 12:43:51.764 |
| 12 | 11.914 | 18.534 | 40.542 | 36.283 | 26.688 | 2'13.961 | 168.3 | 12:46:05.725 |

| 9° 95 G. DE GRUTTOLA (2'14.045) | | | | | | | | |
|---------------------------------|--------|--------|--------|--------|--------|----------|------|------------|
| Lap | Seg. 1 | Seg. 2 | Seg. 3 | Seg. 4 | Seg. 5 | Lap Time | km/h | Local Time |
| | | | | | | | | |



Italian Round, 12-13-14 May 2017

World Supersport 300 - Best Sector & Speed Free Practice 1st Session

| | | | | | | | | |
|----|---------------|---------------|---------------|---------------|---------------|-----------------|-------|--------------|
| 11 | 12.351 | 18.544 | 40.971 | 36.618 | 26.653 | 2'15.137 | 165.4 | 12:42'33.741 |
| 12 | 12.205 | 18.461 | 40.813 | 36.246 | 26.616 | 2'14.341 C | 165.2 | 12:44'48.082 |
| 13 | 12.078 | 18.514 | 40.727 | 36.441 | 26.522 | 2'14.282 | 166.7 | 12:47'02.364 |

| 11° 28 P. GIACOMINI (2'14.319) | | | | | | | | |
|--------------------------------|---------------|--------|--------|---------------|---------------|-----------------|--------------|--------------|
| Lap | Seg. 1 | Seg. 2 | Seg. 3 | Seg. 4 | Seg. 5 | Lap Time | km/h | Local Time |
| 1 | 15.417 | 20.893 | 44.768 | 36.735 | 27.372 | 2'25.185 P | 143.4 | 12:15'38.106 |
| 2 | 12.028 | 19.413 | 41.487 | 36.583 | 27.427 | 2'16.938 | 169.1 | 12:20'20.229 |
| 3 | 12.081 | 19.740 | 42.112 | 36.460 | 26.845 | 2'17.238 C | 169.1 | 12:22'37.467 |
| 4 | 16.040 | 19.027 | 41.558 | 36.301 | 26.980 | 2'19.906 | 161.9 | 12:24'57.373 |
| 5 | 11.983 | 18.757 | 40.818 | 36.712 | 27.098 | 2'15.368 C | 169.6 | 12:27'12.741 |
| 6 | 11.940 | 18.607 | 40.975 | 35.939 | 3'23.715 | 5'11.176 P | 171.5 | 12:32'23.917 |
| 7 | 14.823 | 19.672 | 41.589 | 36.521 | 26.856 | 2'19.461 P | 141.0 | 12:34'43.378 |
| 8 | 11.965 | 18.490 | 40.882 | 36.229 | 26.753 | 2'14.319 | 169.1 | 12:36'57.697 |

| 12° 91 L. BERNARDI (2'14.356) | | | | | | | | |
|-------------------------------|---------------|---------------|---------------|---------------|---------------|-----------------|--------------|--------------|
| Lap | Seg. 1 | Seg. 2 | Seg. 3 | Seg. 4 | Seg. 5 | Lap Time | km/h | Local Time |
| 1 | 15.141 | 22.392 | 45.375 | 38.937 | 28.125 | 2'29.970 P | 139.9 | 12:15'21.475 |
| 2 | 11.850 | 18.832 | 41.996 | 36.503 | 26.812 | 2'15.993 | 174.8 | 12:18'03.291 |
| 3 | 12.000 | 18.701 | 41.220 | 37.349 | 27.911 | 2'17.181 | 168.3 | 12:20'07.438 |
| 4 | 11.974 | 18.888 | 41.062 | 36.513 | 26.972 | 2'15.409 | 169.9 | 12:22'24.619 |
| 5 | 12.019 | 18.635 | 41.353 | 36.380 | 26.626 | 2'15.013 | 167.2 | 12:24'40.028 |
| 6 | 12.158 | 22.300 | 42.560 | 38.975 | 2'43.651 | 4'39.644 P | 162.4 | 12:26'55.041 |
| 7 | 15.540 | 19.762 | 42.343 | 36.583 | 26.730 | 2'20.958 P | 142.1 | 12:31'34.685 |
| 8 | 11.836 | 18.396 | 41.147 | 36.233 | 26.920 | 2'14.532 | 173.4 | 12:32'23.917 |
| 9 | 11.743 | 18.859 | 41.485 | 36.021 | 26.574 | 2'14.682 | 173.1 | 12:36'10.175 |
| 10 | 12.044 | 18.863 | 43.071 | 36.294 | 26.716 | 2'16.988 | 168.5 | 12:38'24.857 |
| 11 | 12.010 | 18.737 | 40.745 | 36.198 | 26.666 | 2'14.356 | 168.0 | 12:40'41.845 |
| 12 | 12.165 | 18.948 | 41.047 | 36.251 | 26.713 | 2'15.124 | 163.9 | 12:42'56.201 |
| | | | | | | | | 12:45'11.325 |

| 13° 80 A. PONTONE (2'14.779) | | | | | | | | |
|------------------------------|---------------|---------------|---------------|---------------|---------------|-----------------|--------------|--------------|
| Lap | Seg. 1 | Seg. 2 | Seg. 3 | Seg. 4 | Seg. 5 | Lap Time | km/h | Local Time |
| 1 | 17.216 | 22.165 | 44.626 | 38.696 | 28.122 | 2'30.825 P | 135.2 | 12:15'32.383 |
| 2 | 12.210 | 19.395 | 42.321 | 37.158 | 27.063 | 2'18.147 | 170.4 | 12:18'03.291 |
| 3 | 12.167 | 19.054 | 41.779 | 36.998 | 26.801 | 2'16.799 C | 168.0 | 12:20'21.355 |
| 4 | 12.027 | 18.572 | 41.584 | 36.784 | 26.799 | 2'15.766 | 171.2 | 12:22'38.154 |
| 5 | 11.998 | 18.660 | 41.656 | 37.110 | 26.659 | 2'16.083 | 170.4 | 12:24'53.920 |
| 6 | 12.206 | 18.658 | 40.821 | 36.435 | 27.452 | 2'15.572 | 165.9 | 12:27'10.003 |
| 7 | 12.345 | 18.848 | 41.278 | 37.320 | 3'05.977 | 4'55.768 P | 164.4 | 12:29'25.575 |
| 8 | 21.539 | 26.178 | 42.695 | 36.877 | 29.415 | 2'36.704 P | 95.5 | 12:32'02.651 |
| 9 | 12.113 | 18.590 | 40.709 | 36.666 | 26.701 | 2'14.779 | 168.8 | 12:34'47.089 |
| 10 | 12.216 | 18.734 | 42.585 | 37.689 | 27.464 | 2'18.688 | 167.0 | 12:36'58.047 |
| 11 | 11.999 | 18.941 | 40.820 | 36.556 | 26.682 | 2'14.998 | 170.4 | 12:39'12.826 |
| 12 | 12.282 | 18.751 | 40.702 | 36.762 | 26.925 | 2'15.422 | 162.9 | 12:41'31.514 |
| | | | | | | | | 12:43'46.512 |
| | | | | | | | | 12:46'01.934 |

| 14° 22 M. KALININ (2'14.813) | | | | | | | | |
|------------------------------|---------------|---------------|---------------|---------------|---------------|-----------------|--------------|--------------|
| Lap | Seg. 1 | Seg. 2 | Seg. 3 | Seg. 4 | Seg. 5 | Lap Time | km/h | Local Time |
| 1 | 16.172 | 22.142 | 45.879 | 38.281 | 28.712 | 2'31.186 P | 136.2 | 12:15'35.516 |
| 2 | 12.280 | 20.106 | 43.302 | 37.158 | 28.416 | 2'21.262 C | 165.2 | 12:18'06.702 |
| 3 | 18.884 | 19.316 | 42.662 | 37.395 | 28.128 | 2'26.385 | 156.3 | 12:20'27.964 |
| 4 | 11.921 | 19.008 | 42.466 | 36.675 | 27.265 | 2'17.335 | 172.3 | 12:22'54.349 |
| 5 | 11.866 | 18.947 | 41.905 | 36.700 | 28.271 | 2'17.689 | 170.1 | 12:25'11.684 |
| 6 | 12.312 | 18.825 | 41.551 | 36.762 | 27.281 | 2'16.731 | 165.9 | 12:27'29.373 |
| 7 | 12.015 | 18.860 | 41.961 | 36.603 | 27.108 | 2'16.547 | 169.1 | 12:29'46.104 |
| 8 | 11.846 | 18.688 | 41.931 | 36.565 | 27.408 | 2'14.438 P | 171.5 | 12:32'02.651 |
| 9 | 13.200 | 19.296 | 41.265 | 37.191 | 28.722 | 2'19.674 P | 148.0 | 12:34'47.089 |
| 10 | 11.879 | 18.578 | 41.552 | 36.524 | 26.987 | 2'15.520 | 171.7 | 12:36'58.047 |
| 11 | 11.898 | 18.691 | 45.006 | 36.473 | 27.897 | 2'19.965 | 170.7 | 12:39'22.283 |
| 12 | 11.758 | 18.504 | 41.693 | 36.213 | 26.645 | 2'14.813 | 171.5 | 12:41'42.248 |
| 13 | 11.883 | 18.860 | 41.053 | 36.296 | 26.828 | 2'14.920 | 168.5 | 12:43'57.061 |
| | | | | | | | | 12:46'11.981 |

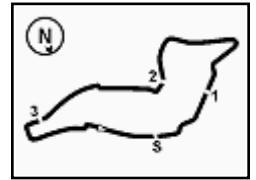
| 15° 33 D. VALLE (2'14.842) | | | | | | | | |
|----------------------------|---------------|---------------|--------|--------|---------------|------------|--------------|--------------|
| Lap | Seg. 1 | Seg. 2 | Seg. 3 | Seg. 4 | Seg. 5 | Lap Time | km/h | Local Time |
| 1 | 16.031 | 21.710 | 45.926 | 38.852 | 29.101 | 2'31.620 P | 137.0 | 12:15'38.446 |
| 2 | 12.231 | 19.545 | 43.095 | 37.187 | 28.613 | 2'20.671 | 163.9 | 12:18'12.208 |
| 3 | 11.838 | 19.386 | 42.792 | 37.544 | 27.980 | 2'19.540 | 173.4 | 12:20'33.816 |
| 4 | 12.095 | 18.863 | 42.408 | 36.657 | 27.592 | 2'17.615 | 167.2 | 12:22'53.417 |
| 5 | 11.646 | 18.561 | 41.717 | 36.988 | 27.455 | 2'16.367 | 175.7 | 12:25'11.967 |
| 6 | 12.003 | 18.867 | 41.853 | 36.516 | 27.270 | 2'16.509 | 167.2 | 12:27'29.546 |
| 7 | 12.109 | 19.600 | 47.724 | 37.761 | 27.059 | 2'24.253 | 167.0 | 12:29'46.883 |
| 8 | 11.840 | 18.813 | 41.666 | 37.388 | 27.333 | 2'17.040 C | 170.9 | 12:31'39.263 |
| 9 | 11.755 | 18.553 | 41.463 | 36.258 | 27.316 | 2'15.345 | 172.6 | 12:33'56.303 |
| 10 | 11.648 | 18.706 | 41.482 | 36.538 | 27.006 | 2'15.380 | 176.2 | 12:36'11.648 |
| 11 | 11.676 | 18.698 | 41.318 | 36.543 | 26.971 | 2'15.206 | 174.5 | 12:38'27.028 |
| | | | | | | | | 12:40'42.234 |

| | | | | | | | | |
|----|--------|--------|---------------|---------------|--------|-----------------|-------|--------------|
| 12 | 11.704 | 18.726 | 41.331 | 39.122 | 28.431 | 2'19.314 | 172.8 | 12:43'01.548 |
| 13 | 12.046 | 18.570 | 41.175 | 36.074 | 26.977 | 2'14.842 | 167.0 | 12:45'16.390 |

| 16° 14 E. DE LA VEGA (2'15.090) | | | | | | | | |
|---------------------------------|---------------|---------------|---------------|---------------|---------------|-----------------|--------------|--------------|
| Lap | Seg. 1 | Seg. 2 | Seg. 3 | Seg. 4 | Seg. 5 | Lap Time | km/h | Local Time |
| 1 | 16.269 | 25.472 | 45.406 | 38.209 | 28.250 | 2'33.606 P | 124.8 | 12:15'30.202 |
| 2 | 11.998 | 19.375 | 43.313 | 36.868 | 28.014 | 2'19.568 | 170.9 | 12:18'03.808 |
| 3 | 12.137 | 19.041 | 42.859 | 37.025 | 27.290 | 2'18.352 | 168.0 | 12:20'23.376 |
| 4 | 12.042 | 18.886 | 42.249 | 37.037 | 27.454 | 2'17.668 | 171.2 | 12:22'41.728 |
| 5 | 12.100 | 18.845 | 41.944 | 36.600 | 27.408 | 2'16.897 | 168.8 | 12:24'59.396 |
| 6 | 12.103 | 18.943 | 41.793 | 36.673 | 27.369 | 2'16.881 | 166.7 | 12:27'16.293 |
| 7 | 12.040 | 18.710 | 41.789 | 36.671 | 27.347 | 2'16.557 | 169.3 | 12:29'33.174 |
| 8 | 12.090 | 18.625 | 41.332 | 36.431 | 27.342 | 2'15.820 | 168.5 | 12:31'49.731 |
| 9 | 11.980 | 19.781 | 51.907 | 48.517 | 28.132 | 2'40.317 C | 169.3 | 12:34'05.551 |
| 10 | 19.992 | 18.953 | 41.353 | 36.865 | 27.519 | 2'24.682 | 148.4 | 12:36'45.868 |
| 11 | 12.316 | 19.233 | 41.390 | 39.328 | 27.330 | 2'19.597 C | 166.7 | 12:39'10.550 |
| 12 | 12.977 | 19.422 | 41.111 | 36.305 | 27.041 | 2'16.856 | 150.6 | 12:41'30.147 |
| 13 | 11.884 | 18.746 | 40.946 | 36.342 | 27.172 | 2'15.090 | 169.9 | 12:43'47.003 |
| | | | | | | | | 12:46'02.093 |

| 17° 23 M. BASTIANELLI (2'15.350) | | | | | | | | |
|----------------------------------|---------------|--------|--------|--------|---------------|-----------------|--------------|--------------|
| Lap | Seg. 1 | Seg. 2 | Seg. 3 | Seg. 4 | Seg. 5 | Lap Time | km/h | Local Time |
| 1 | 25.002 | 23.646 | 45.491 | 42.383 | 28.727 | 2'45.249 P | 124.3 | 12:14'52.126 |
| 2 | 12.160 | 19.178 | 41.726 | 36.526 | 27.225 | 2'16.815 | 165.2 | 12:17'37.375 |
| 3 | 12.154 | 18.923 | 41.412 | 37.367 | 1'45.383 | 3'35.239 P | 166.2 | 12:19'54.190 |
| 4 | 15.473 | 21.904 | 42.306 | 37.780 | 26.876 | 2'24.339 P | 118.7 | 12:23'29.429 |
| 5 | 12.045 | 18.941 | 41.076 | 36.441 | 26.847 | 2'15.350 | 167.0 | 12:25'53.768 |
| | | | | | | | | 12:28'09.118 |

| 18° 54 H. CABUK (2'15.647) | | | | | | | | |
|----------------------------|--------|--------|--------|--------|--------|------------|-------|--------------|
| Lap | Seg. 1 | Seg. 2 | Seg. 3 | Seg. 4 | Seg. 5 | Lap Time | km/h | Local Time |
| 1 | 21.524 | 23.257 | 45.580 | 38.688 | 29.030 | 2'38.079 P | 92.2 | 12:15'50.333 |
| 2 | 12.215 | 19.492 | 42.891 | 37.573 | 27.920 | 2'20.091 | 165.7 | 12:18'28.412 |
| 3 | 12.288 | 19.280 | 42.463 | 37.411 | 27.746 | 2'19.188 | 165.9 | 12:20'48.501 |
| 4 | 11.911 | 19.138 | 42.186 | 37.403 | 27.456 | 2'18.094 | 170.4 | 12:22'55.785 |
| 5 | | | | | | | | |



Italian Round, 12-13-14 May 2017

World Supersport 300 - Best Sector & Speed Free Practice 1st Session

| 21° 12 A. RUSMIPUTRO (2'16.099) | | | | | | | | | |
|---------------------------------|---------------|---------------|---------------|---------------|---------------|-----------------|--------------|--------------|--|
| Lap | Seg. 1 | Seg. 2 | Seg. 3 | Seg. 4 | Seg. 5 | Lap Time | km/h | Local Time | |
| 1 | 18.176 | 22.476 | 45.928 | 38.869 | 28.946 | 2'34.395 P | 128.6 | 12:15'41.848 | |
| 2 | 12.356 | 19.465 | 42.476 | 37.258 | 28.002 | 2'19.557 | 167.2 | 12:20'35.800 | |
| 3 | 11.762 | 19.498 | 43.132 | 37.088 | 27.482 | 2'18.962 | 173.4 | 12:22'54.762 | |
| 4 | 11.841 | 19.131 | 42.243 | 37.165 | 27.563 | 2'17.943 | 174.0 | 12:25'12.705 | |
| 5 | 12.114 | 19.095 | 41.868 | 36.693 | 27.199 | 2'16.969 | 169.9 | 12:27'29.674 | |
| 6 | 12.281 | 19.716 | 41.709 | 36.627 | 2'02.699 | 3'52.932 P | 165.9 | 12:31'22.606 | |
| 7 | 16.617 | 20.084 | 42.598 | 37.187 | 27.776 | 2'24.262 P | 135.5 | 12:33'46.868 | |
| 8 | 12.957 | 22.447 | 43.111 | 36.998 | 28.236 | 2'23.749 | 150.2 | 12:36'10.617 | |
| 9 | 12.109 | 19.985 | 41.210 | 36.743 | 26.947 | 2'16.994 | 158.6 | 12:38'27.611 | |
| 10 | 11.916 | 18.711 | 44.623 | 44.756 | 27.695 | 2'27.701 | 171.5 | 12:40'55.312 | |
| 11 | 12.132 | 19.148 | 41.718 | 37.117 | 27.014 | 2'17.129 | 168.5 | 12:43'12.441 | |
| 12 | 12.075 | 18.863 | 41.561 | 36.708 | 26.892 | 2'16.099 | 167.5 | 12:45'28.540 | |

| 26° 87 A. LICCIARDI (2'16.731) | | | | | | | | | |
|--------------------------------|---------------|---------------|---------------|---------------|---------------|-----------------|--------------|--------------|--|
| Lap | Seg. 1 | Seg. 2 | Seg. 3 | Seg. 4 | Seg. 5 | Lap Time | km/h | Local Time | |
| 1 | 16.059 | 21.898 | 44.350 | 38.227 | 28.125 | 2'28.659 P | 139.9 | 12:15'44.018 | |
| 2 | 11.960 | 19.062 | 42.272 | 37.295 | 27.806 | 2'18.395 | 169.3 | 12:20'31.072 | |
| 3 | 12.295 | 19.144 | 42.198 | 37.189 | 259.200 | 4'50.026 P | 165.7 | 12:25'21.098 | |
| 4 | 17.692 | 21.083 | 51.130 | 50.593 | 28.881 | 2'49.379 P | 119.3 | 12:28'10.477 | |
| 5 | 12.424 | 19.434 | 43.156 | 44.130 | 34.040 | 2'33.184 | 164.7 | 12:30'43.661 | |
| 6 | 12.808 | 21.296 | 46.734 | 37.906 | 2'00.410 | 3'59.154 P | 160.3 | 12:34'42.815 | |
| 7 | 14.645 | 20.003 | 42.463 | 37.591 | 28.100 | 2'22.802 P | 139.7 | 12:37'05.617 | |
| 8 | 12.397 | 19.182 | 42.060 | 36.783 | 27.362 | 2'17.784 | 165.2 | 12:39'23.401 | |
| 9 | 12.157 | 19.024 | 41.743 | 36.871 | 27.323 | 2'17.118 | 167.2 | 12:41'40.519 | |
| 10 | 12.055 | 19.438 | 42.228 | 36.748 | 27.162 | 2'17.631 | 169.3 | 12:43'58.150 | |
| 11 | 12.182 | 18.942 | 41.701 | 36.619 | 27.287 | 2'16.731 | 165.7 | 12:46'14.881 | |

| 22° 35 A. TRIGLIA (2'16.196) | | | | | | | | | |
|------------------------------|---------------|---------------|---------------|---------------|---------------|-----------------|--------------|--------------|--|
| Lap | Seg. 1 | Seg. 2 | Seg. 3 | Seg. 4 | Seg. 5 | Lap Time | km/h | Local Time | |
| 1 | 14.992 | 22.005 | 45.197 | 38.154 | 28.467 | 2'28.815 P | 141.7 | 12:15'19.227 | |
| 2 | 12.161 | 19.286 | 42.503 | 36.878 | 27.419 | 2'18.247 | 168.3 | 12:20'06.289 | |
| 3 | 11.904 | 18.845 | 42.965 | 37.947 | 27.367 | 2'19.028 | 171.7 | 12:22'25.317 | |
| 4 | 11.901 | 18.856 | 42.840 | 37.018 | 26.968 | 2'17.583 | 171.7 | 12:24'42.900 | |
| 5 | 11.889 | 18.994 | 41.790 | 37.333 | 28.167 | 2'18.173 | 171.2 | 12:27'01.073 | |
| 6 | 12.231 | 19.000 | 41.428 | 36.632 | 26.905 | 2'16.196 | 165.9 | 12:29'17.269 | |
| 7 | 11.896 | 18.622 | 49.487 | 49.587 | 36.503 | 2'46.095 | 174.2 | 12:32'03.364 | |
| 8 | 12.253 | 19.835 | 42.088 | 37.449 | 1'40.293 | 3'31.918 P | 166.4 | 12:35'35.282 | |
| 9 | 15.599 | 21.236 | 43.094 | 38.373 | 28.126 | 2'26.428 P | 140.6 | 12:38'01.710 | |
| 10 | 12.205 | 18.955 | 42.629 | 36.909 | 26.828 | 2'17.526 | 165.2 | 12:40'19.236 | |
| 11 | 12.269 | 19.335 | 41.755 | 36.766 | 26.911 | 2'17.036 | 164.4 | 12:42'36.272 | |
| 12 | 12.266 | 19.034 | 41.727 | 37.454 | 27.521 | 2'18.002 | 164.9 | 12:44'54.274 | |
| 13 | 11.908 | 19.117 | 41.305 | 36.931 | 26.991 | 2'16.252 | 168.8 | 12:47'10.526 | |

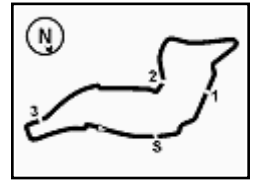
| 27° 84 M. CARONERA (2'17.312) | | | | | | | | | |
|-------------------------------|---------------|---------------|---------------|---------------|---------------|-----------------|--------------|--------------|--|
| Lap | Seg. 1 | Seg. 2 | Seg. 3 | Seg. 4 | Seg. 5 | Lap Time | km/h | Local Time | |
| 1 | 20.563 | 24.944 | 47.583 | 39.882 | 30.078 | 2'43.050 P | 117.4 | 12:14'57.058 | |
| 2 | 12.148 | 20.262 | 44.748 | 38.361 | 28.942 | 2'24.461 | 167.7 | 12:20'04.569 | |
| 3 | 12.176 | 19.859 | 43.254 | 38.067 | 28.434 | 2'21.790 | 170.4 | 12:22'26.359 | |
| 4 | 11.833 | 19.381 | 43.237 | 37.710 | 28.678 | 2'20.839 | 172.3 | 12:24'47.198 | |
| 5 | 11.812 | 19.338 | 43.297 | 37.710 | 28.296 | 2'20.453 | 172.6 | 12:27'07.651 | |
| 6 | 11.905 | 19.272 | 42.212 | 37.150 | 28.317 | 2'18.856 | 170.7 | 12:29'26.507 | |
| 7 | 11.961 | 19.238 | 42.673 | 36.885 | 27.911 | 2'18.668 | 172.8 | 12:31'45.175 | |
| 8 | 11.833 | 19.072 | 42.871 | 37.224 | 27.840 | 2'18.840 | 173.1 | 12:34'04.015 | |
| 9 | 11.916 | 19.006 | 42.021 | 36.838 | 27.582 | 2'17.363 | 170.9 | 12:36'21.378 | |
| 10 | 11.897 | 18.881 | 42.017 | 37.108 | 27.824 | 2'17.727 | 170.7 | 12:38'39.105 | |
| 11 | 11.919 | 19.656 | 46.874 | 40.991 | 27.918 | 2'27.358 | 170.7 | 12:41'06.463 | |
| 12 | 11.915 | 19.218 | 42.137 | 36.914 | 27.815 | 2'17.999 | 169.1 | 12:43'24.462 | |
| 13 | 11.995 | 19.000 | 41.645 | 37.153 | 27.519 | 2'17.312 | 168.0 | 12:45'41.774 | |

| 23° 79 C. TAYLOR (2'16.313) | | | | | | | | | |
|-----------------------------|---------------|---------------|---------------|---------------|---------------|-----------------|--------------|--------------|--|
| Lap | Seg. 1 | Seg. 2 | Seg. 3 | Seg. 4 | Seg. 5 | Lap Time | km/h | Local Time | |
| 1 | 15.585 | 23.208 | 46.680 | 39.764 | 29.833 | 2'35.070 P | 126.1 | 12:15'21.910 | |
| 2 | 12.186 | 20.099 | 43.605 | 38.556 | 28.737 | 2'23.183 | 168.5 | 12:20'20.163 | |
| 3 | 12.007 | 19.613 | 43.512 | 37.718 | 28.007 | 2'20.857 | 168.0 | 12:22'41.020 | |
| 4 | 11.949 | 19.523 | 43.037 | 37.665 | 27.996 | 2'20.170 | 171.7 | 12:25'01.190 | |
| 5 | 11.993 | 19.358 | 42.540 | 37.623 | 27.677 | 2'19.191 | 170.1 | 12:27'20.381 | |
| 6 | 12.010 | 19.112 | 42.248 | 37.345 | 28.096 | 2'18.811 | 169.3 | 12:29'39.192 | |
| 7 | 12.075 | 19.321 | 42.436 | 38.027 | 4'03.173 | 5'55.032 P | 168.0 | 12:35'34.224 | |
| 8 | 16.794 | 20.931 | 43.024 | 37.766 | 27.872 | 2'26.387 P | 98.9 | 12:38'00.611 | |
| 9 | 12.121 | 19.536 | 42.584 | 37.029 | 27.794 | 2'19.064 | 167.5 | 12:40'19.675 | |
| 10 | 11.899 | 19.379 | 42.163 | 37.308 | 27.373 | 2'18.122 | 171.5 | 12:42'37.797 | |
| 11 | 12.038 | 18.745 | 41.301 | 36.794 | 27.476 | 2'16.354 | 169.1 | 12:44'54.151 | |
| 12 | 11.985 | 18.746 | 41.560 | 36.807 | 27.215 | 2'16.313 | 170.4 | 12:47'10.464 | |

| 28° 19 E. ROVELLI (2'17.504) | | | | | | | | | |
|------------------------------|---------------|---------------|---------------|---------------|---------------|-----------------|--------------|--------------|--|
| Lap | Seg. 1 | Seg. 2 | Seg. 3 | Seg. 4 | Seg. 5 | Lap Time | km/h | Local Time | |
| 1 | 13.916 | 21.988 | 45.606 | 39.060 | 1'13.329 | 3'13.899 P | 138.6 | 12:16'38.658 | |
| 2 | 14.944 | 20.402 | 44.218 | 37.975 | 28.017 | 2'25.556 P | 140.6 | 12:22'18.113 | |
| 3 | 12.068 | 19.292 | 42.882 | 37.580 | 28.246 | 2'20.068 | 168.5 | 12:24'38.181 | |
| 4 | 11.967 | 19.126 | 48.865 | 41.811 | 3'08.581 | 5'10.350 P | 169.3 | 12:29'48.531 | |
| 5 | 14.028 | 19.969 | 42.797 | 37.742 | 27.715 | 2'22.251 P | 138.3 | 12:32'10.782 | |
| 6 | 11.798 | 18.919 | 42.253 | 37.034 | 27.804 | 2'17.808 | 173.1 | 12:34'28.590 | |
| 7 | 11.982 | 18.967 | 43.536 | 38.340 | 27.652 | 2'20.477 C | 170.1 | 12:36'49.067 | |
| 8 | 11.657 | 19.664 | 42.976 | 37.244 | 27.435 | 2'18.976 | 178.3 | 12:39'08.043 | |
| 9 | 12.195 | 19.278 | 42.895 | 37.002 | 27.669 | 2'19.039 C | 169.3 | 12:41'27.082 | |
| 10 | 11.962 | 18.827 | 42.127 | 37.273 | 27.315 | 2'17.504 | 169.3 | 12:43'44.586 | |
| 11 | 11.674 | 19.003 | 42.229 | 38.014 | 27.243 | 2'18.163 | 173.7 | 12:46'02.749 | |

| 24° 121 K. PATOVA (2'16.438) | | | | | | | | | |
|------------------------------|---------------|---------------|---------------|---------------|---------------|-----------------|--------------|--------------|--|
| Lap | Seg. 1 | Seg. 2 | Seg. 3 | Seg. 4 | Seg. 5 | Lap Time | km/h | Local Time | |
| 1 | 16.467 | 23.834 | 47.175 | 38.949 | 29.194 | 2'35.619 P | 124.8 | 12:15'26.321 | |
| 2 | 12.112 | 20.732 | 44.576 | 38.392 | 28.480 | 2'24.292 | 161.9 | 12:20'26.232 | |
| 3 | 12.284 | 19.905 | 43.781 | 37.980 | 28.304 | 2'22.254 | 167.5 | 12:22'48.486 | |
| 4 | 12.299 | 20.020 | 42.912 | 37.551 | 27.796 | 2'20.578 | 164.7 | 12:25'09.064 | |
| 5 | 12.325 | 19.474 | 42.744 | 37.218 | 27.397 | 2'19.158 | 165.7 | 12:27'28.222 | |
| 6 | 12.170 | 19.156 | 42.287 | 37.075 | 5'01.347 | 6'52.035 P | 165.7 | 12:34'20.257 | |
| 7 | 18.044 | 21.114 | 43.183 | 37.318 | 27.579 | 2'27.238 P | 113.2 | 12:36'47.495 | |
| 8 | 12.236 | 19.118 | 42.021 | 37.102 | 27.254 | 2'17.731 | 166.4 | 12:39'05.226 | |
| 9 | 12.044 | 18.937 | 42.067 | 36.690 | 26.800 | 2'16.538 | 167.7 | 12:41'21.764 | |
| 10 | 12.073 | 18.946 | 41.798 | 36.651 | 26.970 | 2'16.438 | 166.2 | 12:43'38.202 | |
| 11 | 12.109 | 18.927 | 41.848 | 36.859 | 27.036 | 2'16.779 | 166.2 | 12:45'54.981 | |

| 29° 27 F. ROVELLI (2'17.601) | | | | | | | | | |
|------------------------------|---------------|---------------|---------------|---------------|---------------|-----------------|--------------|--------------|--|
| Lap | Seg. 1 | Seg. 2 | Seg. 3 | Seg. 4 | Seg. 5 | Lap Time | km/h | Local Time | |
| 1 | 33.701 | 22.853 | 47.882 | 42.471 | 1'22.575 | 3'49.482 P | 117.2 | 12:16'42.127 | |
| 2 | 16.717 | 22.181 | 46.425 | 40.209 | 29.839 | 2'35.371 P | 105.8 | 12:20'31.600 | |
| 3 | 13.417 | 20.550 | 45.012 | 40.073 | 29.113 | 2'28.165 | 148.6 | 12:25'35.145 | |
| 4 | 13.721 | 20.943 | 45.154 | 39.813 | 28.956 | 2'28.587 | 139.7 | 12:28'03.732 | |
| 5 | 13.326 | 20.520 | 44.326 | 39.577 | 1'43.489 | 3'41.238 P | 146.7 | 12:31'44.970 | |
| 6 | 15.700 | 21.345 | 42.767 | 37.486 | 27.814 | 2'25.112 P | 124.1 | 12:34'10.082 | |
| 7 | 12.031 | 19.099 | 42.936 | 37.010 | 27.393 | 2'18.469 | 168.0 | 12:36'28.551 | |
| 8 | 12.041 | 19.078 | 42.264 | 36.803 | 27.415 | 2'17.601 | 168.8 | 12:38'46.152 | |
| 9 | 12.041 | 19.070 | 42.727 | 36.983 | 2'02.808 | 3'53.629 P | 169.3 | 12:42'39.781 | |
| 10 | 15.825 | 19.739 | 42.710 | 37.289 | 27.746 | 2'23.309 P | 130.4 | 12:45'03.090 | |



Italian Round, 12-13-14 May 2017

World Supersport 300 - Best Sector & Speed Free Practice 1st Session

| 31° 9 R. DOORAKKERS (2'17.930) | | | | | | | | | |
|--------------------------------|--------|--------|--------|--------|----------|------------|-------|--------------|--|
| Lap | Seg. 1 | Seg. 2 | Seg. 3 | Seg. 4 | Seg. 5 | Lap Time | km/h | Local Time | |
| 1 | 18.341 | 22.812 | 47.183 | 39.606 | 29.996 | 2'37.938 C | 133.0 | 12:15'32.652 | |
| 2 | 12.449 | 20.852 | 44.124 | 38.211 | 28.329 | 2'23.965 | 163.9 | 12:18'10.590 | |
| 3 | 12.430 | 19.913 | 43.083 | 37.978 | 28.236 | 2'21.640 C | 165.2 | 12:22'56.195 | |
| 4 | 12.841 | 19.039 | 43.391 | 38.526 | 2'01.726 | 3'55.523 P | 164.2 | 12:26'51.718 | |
| 5 | 16.800 | 20.770 | 42.577 | 37.073 | 27.948 | 2'25.168 P | 136.2 | 12:29'16.886 | |
| 6 | 11.925 | 18.872 | 44.323 | 37.258 | 27.615 | 2'19.993 | 174.8 | 12:31'36.879 | |
| 7 | 12.305 | 19.050 | 44.528 | 37.163 | 27.462 | 2'20.508 | 165.9 | 12:33'57.387 | |
| 8 | 12.049 | 18.564 | 42.219 | 37.375 | 27.723 | 2'17.930 | 172.0 | 12:36'15.317 | |
| 9 | 12.262 | 18.666 | 41.998 | 36.723 | 27.434 | 2'17.083 C | 166.4 | 12:38'32.400 | |
| 10 | 12.305 | 18.959 | 42.421 | 36.833 | 27.778 | 2'18.296 C | 166.7 | 12:40'50.696 | |
| 11 | 12.462 | 19.071 | 41.783 | 44.112 | 27.447 | 2'24.875 | 168.0 | 12:43'15.571 | |
| 12 | 12.424 | 19.278 | 41.780 | 37.346 | 27.810 | 2'18.638 C | 163.7 | 12:45'34.209 | |

| 36° 11 N. CUPAIOLI (2'21.333) | | | | | | | | | |
|-------------------------------|--------|--------|--------|--------|----------|------------|-------|--------------|--|
| Lap | Seg. 1 | Seg. 2 | Seg. 3 | Seg. 4 | Seg. 5 | Lap Time | km/h | Local Time | |
| 1 | 17.168 | 22.668 | 47.250 | 39.122 | 30.415 | 2'36.623 P | 137.9 | 12:15'33.628 | |
| 2 | 12.165 | 20.656 | 44.611 | 38.584 | 29.122 | 2'25.138 | 165.9 | 12:18'10.251 | |
| 3 | 12.151 | 20.718 | 44.295 | 39.849 | 1'55.499 | 3'52.512 P | 156.3 | 12:24'27.901 | |
| 4 | 18.720 | 21.271 | 45.542 | 39.121 | 29.344 | 2'33.998 P | 137.7 | 12:27'01.899 | |
| 5 | 12.018 | 20.039 | 45.296 | 38.463 | 29.020 | 2'24.836 C | 170.9 | 12:29'26.735 | |
| 6 | 21.023 | 20.451 | 44.649 | 39.015 | 29.036 | 2'34.174 | 161.5 | 12:32'00.909 | |
| 7 | 12.252 | 19.743 | 44.234 | 38.534 | 29.029 | 2'23.792 | 167.5 | 12:34'24.701 | |
| 8 | 12.266 | 20.110 | 44.555 | 38.607 | 28.428 | 2'23.966 | 166.4 | 12:36'48.667 | |
| 9 | 11.883 | 20.479 | 43.855 | 37.811 | 28.387 | 2'22.415 C | 172.8 | 12:39'11.082 | |
| 10 | 16.811 | 20.521 | 44.085 | 38.336 | 29.172 | 2'28.925 | 161.7 | 12:41'40.007 | |
| 11 | 12.227 | 19.973 | 43.677 | 37.630 | 28.580 | 2'22.087 | 166.2 | 12:44'02.094 | |
| 12 | 12.142 | 19.741 | 43.240 | 37.762 | 28.448 | 2'21.333 | 166.7 | 12:46'23.427 | |

| 32° 130 R. FERREIRA (2'18.221) | | | | | | | | | |
|--------------------------------|--------|--------|--------|--------|--------|------------|-------|--------------|--|
| Lap | Seg. 1 | Seg. 2 | Seg. 3 | Seg. 4 | Seg. 5 | Lap Time | km/h | Local Time | |
| 1 | 15.348 | 23.886 | 46.363 | 39.241 | 29.444 | 2'34.282 P | 129.2 | 12:15'27.312 | |
| 2 | 12.365 | 20.688 | 44.049 | 37.889 | 29.184 | 2'24.175 | 164.7 | 12:18'01.594 | |
| 3 | 12.245 | 20.546 | 43.933 | 38.275 | 27.893 | 2'22.892 | 165.2 | 12:22'48.661 | |
| 4 | 12.137 | 20.050 | 43.243 | 37.629 | 27.832 | 2'20.891 | 163.7 | 12:25'09.552 | |
| 5 | 12.042 | 19.421 | 43.415 | 37.711 | 27.911 | 2'20.500 | 169.3 | 12:27'30.052 | |
| 6 | 11.867 | 19.830 | 42.398 | 37.436 | 27.927 | 2'19.458 | 174.2 | 12:29'49.510 | |
| 7 | 12.447 | 19.516 | 43.075 | 37.425 | 27.903 | 2'20.366 | 165.4 | 12:32'09.876 | |
| 8 | 12.144 | 19.260 | 42.645 | 37.499 | 28.060 | 2'19.608 | 166.7 | 12:34'29.484 | |
| 9 | 12.183 | 19.187 | 42.535 | 37.434 | 27.459 | 2'18.798 | 166.4 | 12:36'48.282 | |
| 10 | 12.228 | 19.039 | 42.185 | 37.433 | 27.336 | 2'18.221 | 167.0 | 12:39'06.503 | |
| 11 | 11.928 | 19.171 | 42.690 | 37.578 | 27.735 | 2'19.102 | 168.5 | 12:41'25.605 | |
| 12 | 12.227 | 19.203 | 42.385 | 37.100 | 27.593 | 2'18.508 | 163.2 | 12:43'44.113 | |
| 13 | 12.173 | 19.254 | 42.281 | 37.746 | 27.856 | 2'19.310 | 162.7 | 12:46'03.423 | |

| 37° 75 S. DEROUE (2'22.333) | | | | | | | | | |
|-----------------------------|--------|--------|--------|--------|-----------|-------------|-------|--------------|--|
| Lap | Seg. 1 | Seg. 2 | Seg. 3 | Seg. 4 | Seg. 5 | Lap Time | km/h | Local Time | |
| 1 | 17.465 | 22.014 | 46.318 | 39.684 | 30.628 | 2'36.109 P | 144.2 | 12:15'37.178 | |
| 2 | 12.002 | 19.767 | 43.854 | 37.617 | 29.134 | 2'22.374 | 171.2 | 12:18'13.287 | |
| 3 | 11.812 | 19.243 | 43.033 | 37.804 | 15'24.995 | 17'16.887 P | 174.0 | 12:37'52.548 | |
| 4 | 17.656 | 21.698 | 44.471 | 38.335 | 28.978 | 2'31.138 P | 140.3 | 12:40'23.686 | |
| 5 | 12.127 | 20.002 | 43.630 | 38.033 | 28.633 | 2'22.425 | 169.1 | 12:42'46.111 | |
| 6 | 12.120 | 19.667 | 43.624 | 37.911 | 29.011 | 2'22.333 | 168.5 | 12:45'08.444 | |

| 33° 94 C. MITCHELL (2'18.541) | | | | | | | | | |
|-------------------------------|--------|--------|--------|--------|--------|------------|-------|--------------|--|
| Lap | Seg. 1 | Seg. 2 | Seg. 3 | Seg. 4 | Seg. 5 | Lap Time | km/h | Local Time | |
| 1 | 21.553 | 25.076 | 49.147 | 41.795 | 31.807 | 2'49.378 P | 126.9 | 12:15'47.090 | |
| 2 | 12.348 | 20.916 | 45.268 | 39.724 | 29.512 | 2'27.768 | 165.4 | 12:18'36.468 | |
| 3 | 12.646 | 20.087 | 44.155 | 38.250 | 28.962 | 2'24.100 | 164.9 | 12:21'04.236 | |
| 4 | 12.299 | 19.631 | 43.337 | 38.160 | 28.340 | 2'21.767 | 169.1 | 12:23'28.336 | |
| 5 | 12.062 | 19.841 | 43.584 | 37.638 | 28.189 | 2'21.314 | 168.8 | 12:25'50.103 | |
| 6 | 12.019 | 19.014 | 42.876 | 37.637 | 28.571 | 2'20.117 | 171.7 | 12:28'11.417 | |
| 7 | 12.022 | 20.087 | 43.380 | 37.593 | 28.133 | 2'21.215 | 164.7 | 12:30'31.534 | |
| 8 | 11.987 | 19.185 | 42.444 | 37.804 | 27.710 | 2'19.130 | 170.4 | 12:32'52.749 | |
| 9 | 11.926 | 19.198 | 42.797 | 37.375 | 28.425 | 2'19.721 | 170.4 | 12:35'11.879 | |
| 10 | 11.947 | 18.885 | 42.361 | 37.524 | 27.824 | 2'18.541 | 170.4 | 12:37'31.600 | |
| 11 | 12.045 | 19.058 | 43.149 | 37.819 | 27.705 | 2'19.776 | 170.1 | 12:39'50.141 | |
| 12 | 11.954 | 19.049 | 42.339 | 37.017 | 28.532 | 2'18.891 | 168.8 | 12:42'09.917 | |
| 13 | 12.157 | 19.252 | 42.194 | 37.495 | 28.023 | 2'19.121 | 168.5 | 12:44'28.808 | |

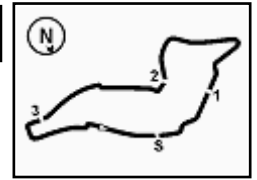
| 34° 7 N. SETTIMO (2'19.297) | | | | | | | | | |
|-----------------------------|--------|--------|--------|--------|--------|------------|-------|--------------|--|
| Lap | Seg. 1 | Seg. 2 | Seg. 3 | Seg. 4 | Seg. 5 | Lap Time | km/h | Local Time | |
| 1 | 15.545 | 23.480 | 46.349 | 38.433 | 29.101 | 2'32.908 P | 132.8 | 12:15'16.948 | |
| 2 | | | | | | 2'21.919 | | 12:17'49.856 | |
| 3 | | | | | | 2'20.738 | | 12:20'11.775 | |
| 4 | | | | | | 2'20.138 | | 12:22'32.513 | |
| 5 | | | | | | 2'19.297 | | 12:24'52.651 | |
| 6 | | | | | | 2'19.880 | | 12:27'11.948 | |
| 7 | | | | | | 8'21.571 P | | 12:29'31.828 | |
| 8 | 17.481 | 21.837 | 43.979 | 38.185 | 28.894 | 2'30.376 P | 136.0 | 12:37'53.399 | |
| 9 | 12.134 | 20.083 | 43.773 | 37.806 | 28.618 | 2'22.414 | 168.3 | 12:40'23.775 | |
| 10 | 12.260 | 19.722 | 43.593 | 37.759 | 28.863 | 2'22.197 | 166.7 | 12:42'46.189 | |

| 35° 62 J. SCHULTZ (2'20.477) | | | | | | | | | |
|------------------------------|--------|--------|--------|--------|----------|------------|-------|--------------|--|
| Lap | Seg. 1 | Seg. 2 | Seg. 3 | Seg. 4 | Seg. 5 | Lap Time | km/h | Local Time | |
| 1 | 18.823 | 21.115 | 46.449 | 39.508 | 29.068 | 2'34.963 C | 124.4 | 12:15'11.850 | |
| 2 | 21.396 | 20.220 | 44.668 | 38.894 | 29.046 | 2'34.224 | 157.9 | 12:17'46.813 | |
| 3 | 12.146 | 19.703 | 43.756 | 38.036 | 28.315 | 2'21.956 | 169.3 | 12:20'21.037 | |
| 4 | 12.198 | 19.640 | 43.824 | 38.420 | 2'39.807 | 4'33.889 P | 168.8 | 12:22'42.993 | |
| 5 | 17.677 | 20.434 | 44.071 | 38.168 | 28.785 | 2'29.135 P | 130.4 | 12:27'16.882 | |
| 6 | 12.256 | 19.069 | 42.986 | 38.853 | 28.708 | 2'21.872 | 170.9 | 12:29'46.017 | |
| 7 | 12.461 | 19.294 | 43.133 | 38.099 | 28.591 | 2'21.578 | 167.2 | 12:32'07.889 | |
| 8 | 12.422 | 19.188 | 43.266 | 37.635 | 27.966 | 2'20.477 | 159.1 | 12:34'29.467 | |
| 9 | 12.299 | 19.083 | 44.000 | 37.706 | 28.575 | 2'21.663 | 168.3 | 12:36'49.944 | |
| 10 | 12.500 | 19.404 | 42.627 | 37.444 | 28.637 | 2'20.612 C | 163.2 | 12:39'11.607 | |

12/05/2017 P = Pits In/Out - C = Lap-Time Cancelled

These data/results cannot be reproduced, stored and/or transmitted in whole or in part by any manner of electronic, mechanical, photocopying, recording, broadcasting or otherwise now known or herein after developed without the previous express consent by the copyright owner, except for reproduction in daily press and regular printed publications on sale to the public within 60 days of the event related to those data/results and always provided that copyright symbol appears together as follows below.

© DORNA WSBK ORGANIZATION Srl 2017



Imola Circuit 4.936 m

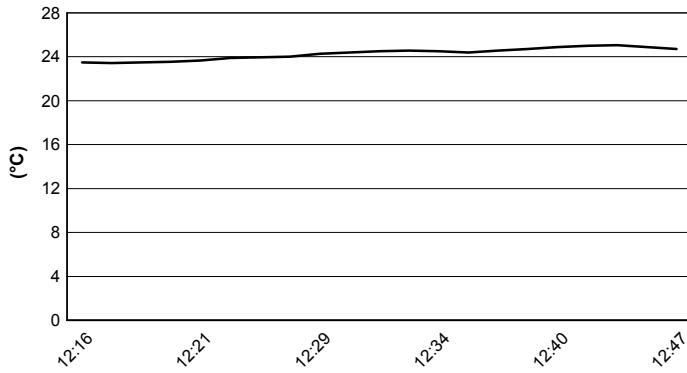
Italian Round, 12-13-14 May 2017

World Supersport 300 - Weather Report Free Practice 1st Session

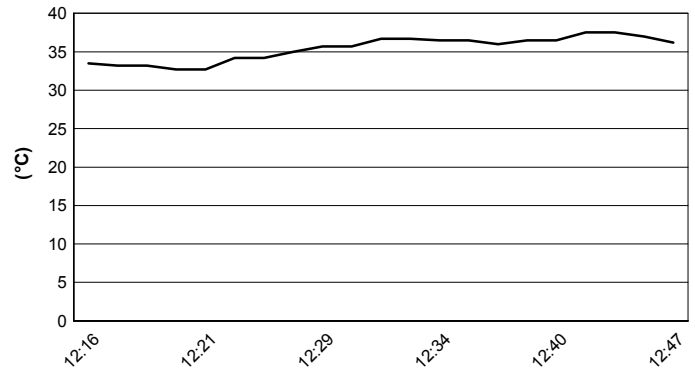
Session started 12:15

Session ended 12:47

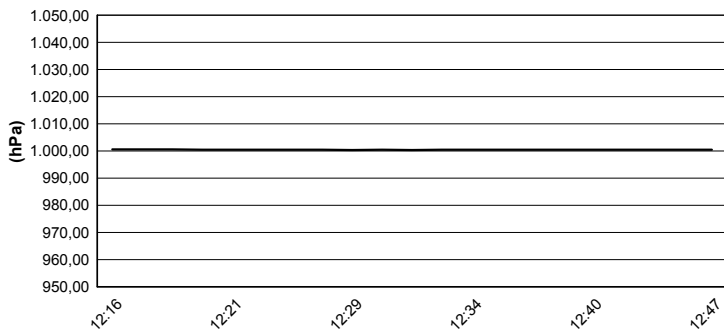
Air Temperature



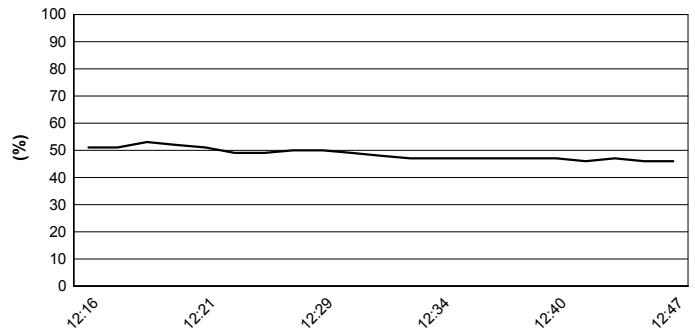
Track Temperature



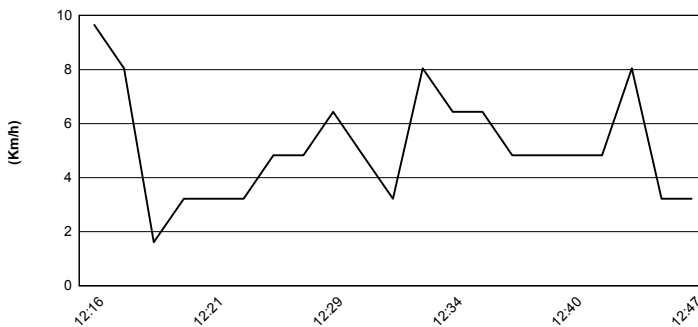
Air Pressure



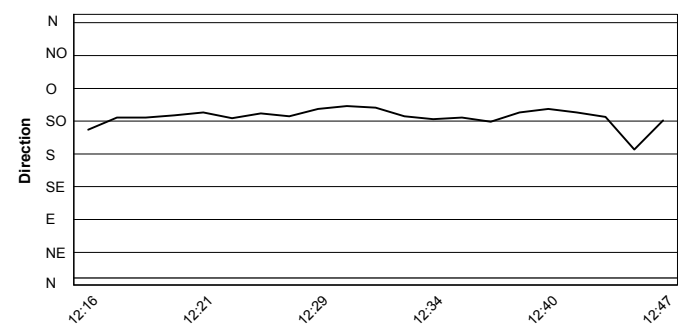
Humidity



Wind Speed



Wind Direction



12/05/2017

These data/results cannot be reproduced, stored and/or transmitted in whole or in part by any manner of electronic, mechanical, photocopying, recording, broadcasting or otherwise now known or herein after developed without the previous express consent by the copyright owner, except for reproduction in daily press and regular printed publications on sale to the public within 60 days of the event related to those data/results and always provided that copyright symbol appears together as follows below.

© DORNA WSBK ORGANIZATION Srl 2017



Official Tyre Supplier



Official Timekeeper