
Riviera di Rimini Round, 16-17-18 June 2017
World Superbike - Biographical Entry List

Misano Circuit Sic 58 4.226 m

No.	Rider (Abbreviation)			Nat	Bike Team	Wins 2017	Podiums 2017	Pole 2017	Races 2017	Tyres
	Age	Date of Birth	Place of Birth							
1	1	REA Jonathan (Rea) 30 02/02/1987	Ballymena	GBR	Kawasaki ZX-10RR Kawasaki Racing Team	46 8	99 11	11 3	204 12	Pirelli
2	2	CAMIER Leon (Cam) 30 04/08/1986	Ashford Kent	GBR	MV Agusta 1000 F4 MV Agusta Reparto Corse		9		170 12	Pirelli
3	6	BRADL Stefan (Bra) 27 29/11/1989	Augusta	GER	Honda CBR1000RR Red Bull Honda World Superbike Team				12 12	Pirelli
4	7	DAVIES Chaz (Dav) 30 10/02/1987	Knighton	GBR	Ducati Panigale R Aruba.it Racing - Ducati	23 3	57 8	5 2	139 12	Pirelli
5	12	FORÉS Xavi (For) 31 16/09/1985	Llombai	ESP	Ducati Panigale R BARNI Racing Team		1		52 12	Pirelli
6	15	DE ANGELIS Alex (DeA) 33 26/02/1984	Rimini	RSM	Kawasaki ZX-10RR Pedercini Racing SC-Project		1		36 12	Pirelli
7	22	LOWES Alex (Low) 26 14/09/1990	Lincoln	GBR	Yamaha YZF R1 Pata Yamaha Official WorldSBK Team		4 1		90 12	Pirelli
8	32	SAVADORI Lorenzo (Sav) 24 04/04/1993	Cesena	ITA	Aprilia RSV4 RF Milwaukee Aprilia				36 9	Pirelli
9	33	MELANDRI Marco (Mel) 34 07/08/1982	Ravenna	ITA	Ducati Panigale R Aruba.it Racing - Ducati	19	55 6	1	114 12	Pirelli
10	35	DE ROSA Raffaele (DeR) 30 25/03/1987	Napoli	ITA	BMW S 1000 RR Althea BMW Racing Team				12 6	Pirelli
11	36	MERCADO Leandro (Mer) 25 15/02/1992	Cordoba	ARG	Aprilia RSV4 RF IODARacing				48 8	Pirelli
12	37	JEZEK Ondrej (Jez) 28 15/03/1989	Brno	CZE	Kawasaki ZX-10RR Grillini Racing Team				10 10	Pirelli
13	40	RAMOS Román (Ram) 26 06/01/1991	Santander	ESP	Kawasaki ZX-10RR Team Kawasaki Go Eleven				60 12	Pirelli
14	50	LAVERTY Eugene (Lav) 31 03/06/1986	Toomebridge	IRL	Aprilia RSV4 RF Milwaukee Aprilia	13	33	2	116 12	Pirelli
15	60	VAN DER MARK Michael (vdM) 24 26/10/1992	Gouda	NED	Yamaha YZF R1 Pata Yamaha Official WorldSBK Team		9	1	64 12	Pirelli
16*	61	MENGGI Fabio (Men) 31 19/02/1986	Rimini	ITA	Ducati Panigale R VFT Racing				2	Pirelli
17	66	SYKES Tom (Syk) 31 19/08/1985	Huddersfield	GBR	Kawasaki ZX-10RR Kawasaki Racing Team	32 1	93 9	39 1	222 12	Pirelli
18	81	TORRES Jordi (Tor) 29 27/08/1987	Rubi	ESP	BMW S 1000 RR Althea BMW Racing Team	1	4		64 12	Pirelli
19	84	RUSSO Riccardo (Rus) 24 10/10/1992	Maddaloni	ITA	Yamaha YZF R1 Guandalini Racing				16 12	Pirelli
20	86	BADOVINI Ayrton (Bad) 31 31/05/1986	Biella	ITA	Kawasaki ZX-10RR Grillini Racing Team		2	1	157 12	Pirelli
21	88	KRUMMENACHER Randy (Kru) 27 24/02/1990	Zurich	SUI	Kawasaki ZX-10RR Kawasaki Puccetti Racing				12 12	Pirelli

16/06/2017

* = Wild Card

These data/results cannot be reproduced, stored and/or transmitted in whole or in part by any manner of electronic, mechanical, photocopying, recording, broadcasting or otherwise now known or herein after developed without the previous express consent by the copyright owner, except for reproduction in daily press and regular printed publications on sale to the public within 60 days of the event related to those data/results and always provided that copyright symbol appears together as follows below.

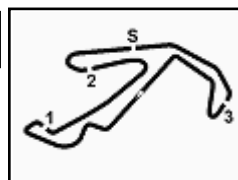
© DORNA WSBK ORGANIZATION Srl 2017

FIAT PERUGIA TIMING


Official Tyre Supplier



Official Timekeeper



Riviera di Rimini Round, 16-17-18 June 2017

World Superbike - Results Free Practice 1st Session

Misano Circuit Sic 58 4.226 m

1 / 2

No.	Rider	Nat	Team	Bike	Time	Gap	Rel.	Laps	Speed	
									Avg	Max
1	66 T. SYKES	GBR	Kawasaki Racing Team	Kawasaki ZX-10RR	1'34.931			25	160,260	266,0
2	1 J. REA	GBR	Kawasaki Racing Team	Kawasaki ZX-10RR	1'34.983	0.052	0.052	18	160,172	268,0
3	33 M. MELANDRI	ITA	Aruba.it Racing - Ducati	Ducati Panigale R	1'35.151	0.220	0.168	20	159,889	269,3
4	7 C. DAVIES	GBR	Aruba.it Racing - Ducati	Ducati Panigale R	1'35.250	0.319	0.099	19	159,723	268,0
5	2 L. CAMIER	GBR	MV Agusta Reparto Corse	MV Agusta 1000 F4	1'35.584	0.653	0.334	19	159,165	260,9
6	12 X. FORÉS	ESP	BARNI Racing Team	Ducati Panigale R	1'35.624	0.693	0.040	21	159,098	266,7
7	81 J. TORRES	ESP	Althea BMW Racing Team	BMW S 1000 RR	1'35.842	0.911	0.218	23	158,736	265,4
8	60 M. VAN DER MARK	NED	Pata Yamaha Official WorldSBK Team	Yamaha YZF R1	1'35.867	0.936	0.025	26	158,695	265,4
9	50 E. LAVERTY	IRL	Milwaukee Aprilia	Aprilia RSV4 RF	1'35.969	1.038	0.102	20	158,526	267,3
10	35 R. DE ROSA	ITA	Althea BMW Racing Team	BMW S 1000 RR	1'36.378	1.447	0.409	22	157,853	266,0
11	22 A. LOWES	GBR	Pata Yamaha Official WorldSBK Team	Yamaha YZF R1	1'36.379	1.448	0.001	15	157,852	264,1
12	88 R. KRUMMENACHER	SUI	Kawasaki Puccetti Racing	Kawasaki ZX-10RR	1'36.540	1.609	0.161	25	157,589	259,0
13	6 S. BRADL	GER	Red Bull Honda World Superbike Team	Honda CBR1000RR	1'36.548	1.617	0.008	22	157,576	264,1
14	40 R. RAMOS	ESP	Team Kawasaki Go Eleven	Kawasaki ZX-10RR	1'36.576	1.645	0.028	20	157,530	261,5
15	32 L. SAVADORI	ITA	Milwaukee Aprilia	Aprilia RSV4 RF	1'36.675	1.744	0.099	21	157,369	260,9
16	84 R. RUSSO	ITA	Guandalini Racing	Yamaha YZF R1	1'37.056	2.125	0.381	23	156,751	256,5
17	36 L. MERCADO	ARG	IODARacing	Aprilia RSV4 RF	1'37.222	2.291	0.166	20	156,483	264,7
18	15 A. DE ANGELIS	RSM	Pedercini Racing SC-Project	Kawasaki ZX-10RR	1'37.713	2.782	0.491	17	155,697	264,1
19	37 O. JEZEK	CZE	Grillini Racing Team	Kawasaki ZX-10RR	1'37.896	2.965	0.183	23	155,406	262,8
20	61 F. MENGHI	ITA	VFT Racing	Ducati Panigale R	1'37.978	3.047	0.082	18	155,276	261,5
21	86 A. BADOVINI	ITA	Grillini Racing Team	Kawasaki ZX-10RR	1'38.023	3.092	0.045	20	155,204	260,2

Qualifying Lap Time (107% of 1'34.931): 1'41.577

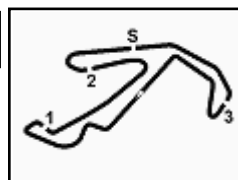
AIR	Humidity:	71%	Temp:	26°C
TRACK	Condition:	Dry	Temp:	39°C

Records	Pole (SP2)	2016 T.Sykes	1'34.037	161,780	Km/h
	Race	2015 J.Rea	1'34.720	160,620	Km/h
	Circuit (SP2)	2016 T.Sykes	1'34.037	161,780	Km/h

Start 16/06/2017 09:45 End 10:46 The results are provisional until the end of the time limit for protests and appeals and the completion of the technical checks.

These data/results cannot be reproduced, stored and/or transmitted in whole or in part by any manner of electronic, mechanical, photocopying, recording, broadcasting or otherwise now known or herein after developed without the previous express consent by the copyright owner, except for reproduction in daily press and regular printed publications on sale to the public within 60 days of the event related to those data/results and always provided that copyright symbol appears together as follows below.

© DORNA WSBK ORGANIZATION Srl 2017


Riviera di Rimini Round, 16-17-18 June 2017
World Superbike - Results Free Practice 1st Session

 Misano Circuit Sic 58 4.226 m
 2 / 2

Session Highlights

Local Time	No. Rider	Description
09.39.41		START DELAYED
09.45.00		Start
09.49.46		WorldSBK Pit Intervention Time: 63secs
09.50.11	1 J. REA	Stop - Technical Problem
09.51.23	35 R. DE ROSA	Lap Cancelled - Exceeded Track Limits - Turn 11
10.05.04	22 A. LOWES	Crashed - Turn 8
10.05.36	22 A. LOWES	Re-joined
10.07.37	60 M. VAN DER MARK	Lap Cancelled - Exceeded Track Limits - Turn 11
10.08.59	15 A. DE ANGELIS	Lap Cancelled - Exceeded Track Limits - Turn 11
10.12.58	37 O. JEZEK	Lap Cancelled - Exceeded Track Limits - Turn 11
10.13.27	12 X. FORÉS	Lap Cancelled (1'36.739) - Exceeded Track Limits - Turn 11
10.25.48	40 R. RAMOS	Lap Cancelled (1'37.684) - Exceeded Track Limits - Turn 11
10.30.14	33 M. MELANDRI	Lap Cancelled - Exceeded Track Limits - Turn 11
10.31.43	7 C. DAVIES	Lap Cancelled - Exceeded Track Limits - Turn 11
10.39.47	40 R. RAMOS	Lap Cancelled (1'44.923) - Exceeded Track Limits - Turn 11
10.42.34	22 A. LOWES	Crashed - Turn 5
10.44.20	60 M. VAN DER MARK	Lap Cancelled (1'36.113) - Exceeded Track Limits - Turn 11
10.45.37	60 M. VAN DER MARK	Technical Problem - Turn 10
10.46.10	15 A. DE ANGELIS	Lap Cancelled - Exceeded Track Limits - Turn 11
10.46.58		End Of Session

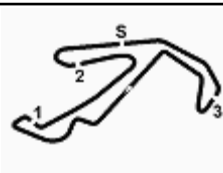
Fastest Laps Sequence

No.	Rider	Nat	Team	Bike	Local Time	Time	Gap	Avg
1	J. REA	GBR	Kawasaki Racing Team	Kawasaki ZX-10RR	09:48'34.223	1'35.785		158,831
33	M. MELANDRI	ITA	Aruba.it Racing - Ducati	Ducati Panigale R	09:50'42.125	1'35.756	-0.029	158,879
66	T. SYKES	GBR	Kawasaki Racing Team	Kawasaki ZX-10RR	09:52'56.643	1'35.566	-0.190	159,195
66	T. SYKES	GBR	Kawasaki Racing Team	Kawasaki ZX-10RR	09:54'32.039	1'35.396	-0.170	159,478
7	C. DAVIES	GBR	Aruba.it Racing - Ducati	Ducati Panigale R	09:54'39.318	1'35.250	-0.146	159,723
66	T. SYKES	GBR	Kawasaki Racing Team	Kawasaki ZX-10RR	09:56'06.987	1'34.948	-0.302	160,231
66	T. SYKES	GBR	Kawasaki Racing Team	Kawasaki ZX-10RR	10:35'09.964	1'34.941	-0.007	160,243
66	T. SYKES	GBR	Kawasaki Racing Team	Kawasaki ZX-10RR	10:36'44.895	1'34.931	-0.010	160,260

Start 16/06/2017 09:45 End 10:46 The results are provisional until the end of the time limit for protests and appeals and the completion of the technical checks.

These data/results cannot be reproduced, stored and/or transmitted in whole or in part by any manner of electronic, mechanical, photocopying, recording, broadcasting or otherwise now known or herein after developed without the previous express consent by the copyright owner, except for reproduction in daily press and regular printed publications on sale to the public within 60 days of the event related to those data/results and always provided that copyright symbol appears together as follows below.

© DORNA WSBK ORGANIZATION Srl 2017


Riviera di Rimini Round, 16-17-18 June 2017
World Superbike - Best Sector & Speed Free Practice 1st Session

Misano Circuit Sic 58 4.226 m

BEST LAP

1	66 T. SYKES	Kawasaki ZX-10RR	1'34.931
2	1 J. REA	Kawasaki ZX-10RR	1'34.983
3	33 M. MELANDRI	Ducati Panigale R	1'35.151
4	7 C. DAVIES	Ducati Panigale R	1'35.250
5	2 L. CAMIER	MV Austa 1000 F4	1'35.584
6	12 X. FORÉS	Ducati Panigale R	1'35.624
7	81 J. TORRES	BMW S 1000 RR	1'35.842
8	60 M. VAN DER MARK	Yamaha YZF R1	1'35.867
9	50 E. LAVERTY	Aprilia RSV4 RF	1'35.969
10	35 R. DE ROSA	BMW S 1000 RR	1'36.378
11	22 A. LOWES	Yamaha YZF R1	1'36.379
12	88 R. KRUMMENACHER	Kawasaki ZX-10RR	1'36.540
13	6 S. BRADL	Honda CBR1000RR	1'36.548
14	40 R. RAMOS	Kawasaki ZX-10RR	1'36.576
15	32 L. SAVADORI	Aprilia RSV4 RF	1'36.675
16	84 R. RUSSO	Yamaha YZF R1	1'37.056
17	36 L. MERCADO	Aprilia RSV4 RF	1'37.222
18	15 A. DE ANGELIS	Kawasaki ZX-10RR	1'37.713
19	37 O. JEZEK	Kawasaki ZX-10RR	1'37.896
20	61 F. MENGHI	Ducati Panigale R	1'37.978
21	86 A. BADOVINI	Kawasaki ZX-10RR	1'38.023

SPEED

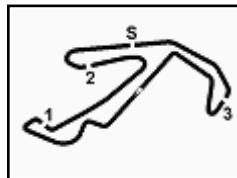
1	33 M. MELANDRI	Ducati Panigale R	269.3
2	7 C. DAVIES	Ducati Panigale R	268.0
3	1 J. REA	Kawasaki ZX-10RR	268.0
4	50 E. LAVERTY	Aprilia RSV4 RF	267.3
5	12 X. FORÉS	Ducati Panigale R	266.7
6	66 T. SYKES	Kawasaki ZX-10RR	266.0
7	35 R. DE ROSA	BMW S 1000 RR	266.0
8	60 M. VAN DER MARK	Yamaha YZF R1	265.4
9	81 J. TORRES	BMW S 1000 RR	265.4
10	36 L. MERCADO	Aprilia RSV4 RF	264.7
11	15 A. DE ANGELIS	Kawasaki ZX-10RR	264.1
12	6 S. BRADL	Honda CBR1000RR	264.1
13	22 A. LOWES	Yamaha YZF R1	264.1
14	37 O. JEZEK	Kawasaki ZX-10RR	262.8
15	40 R. RAMOS	Kawasaki ZX-10RR	261.5
16	61 F. MENGHI	Ducati Panigale R	261.5
17	32 L. SAVADORI	Aprilia RSV4 RF	260.9
18	2 L. CAMIER	MV Austa 1000 F4	260.9
19	86 A. BADOVINI	Kawasaki ZX-10RR	260.2
20	88 R. KRUMMENACHER	Kawasaki ZX-10RR	259.0
21	84 R. RUSSO	Yamaha YZF R1	256.5

SEG. 1		SEG. 2		SEG. 3		SEG. 4		SEG. 5			
1	1 J. REA	26.250	1	33 M. MELANDRI	21.190	1	1 J. REA	12.362	1	66 T. SYKES	21.371
2	66 T. SYKES	26.265	2	66 T. SYKES	21.266	2	66 T. SYKES	12.474	2	33 M. MELANDRI	21.418
3	7 C. DAVIES	26.388	3	7 C. DAVIES	21.268	3	33 M. MELANDRI	12.529	3	7 C. DAVIES	21.516
4	33 M. MELANDRI	26.409	4	1 J. REA	21.305	4	7 C. DAVIES	12.569	4	12 X. FORÉS	21.520
5	2 L. CAMIER	26.479	5	50 E. LAVERTY	21.325	5	50 E. LAVERTY	12.583	5	2 L. CAMIER	21.554
6	12 X. FORÉS	26.511	6	60 M. VAN DER MAR	21.345	6	60 M. VAN DER MAR	12.592	6	50 E. LAVERTY	21.590
7	81 J. TORRES	26.531	7	12 X. FORÉS	21.352	7	2 L. CAMIER	12.594	7	1 J. REA	21.607
8	22 A. LOWES	26.573	8	81 J. TORRES	21.385	8	12 X. FORÉS	12.682	8	84 R. RUSSO	21.716
9	40 R. RAMOS	26.574	9	2 L. CAMIER	21.525	9	22 A. LOWES	12.733	9	81 J. TORRES	21.724
10	60 M. VAN DER MAR	26.610	10	32 L. SAVADORI	21.563	10	35 R. DE ROSA	12.746	10	88 R. KRUMMENAC	21.727
11	35 R. DE ROSA	26.637	11	35 R. DE ROSA	21.575	11	81 J. TORRES	12.793	11	32 L. SAVADORI	21.727
12	50 E. LAVERTY	26.641	12	22 A. LOWES	21.577	12	88 R. KRUMMENAC	12.857	12	60 M. VAN DER MAR	21.744
13	32 L. SAVADORI	26.649	13	40 R. RAMOS	21.653	13	37 O. JEZEK	12.876	13	22 A. LOWES	21.763
14	6 S. BRADL	26.657	14	6 S. BRADL	21.670	14	6 S. BRADL	12.891	14	40 R. RAMOS	21.787
15	88 R. KRUMMENAC	26.694	15	88 R. KRUMMENAC	21.735	15	40 R. RAMOS	12.897	15	35 R. DE ROSA	21.817
16	84 R. RUSSO	26.695	16	61 F. MENGHI	21.784	16	15 A. DE ANGELIS	12.923	16	36 L. MERCADO	21.829
17	36 L. MERCADO	26.905	17	86 A. BADOVINI	21.854	17	32 L. SAVADORI	12.934	17	6 S. BRADL	21.834
18	37 O. JEZEK	26.969	18	15 A. DE ANGELIS	21.888	18	61 F. MENGHI	12.938	18	61 F. MENGHI	21.881
19	15 A. DE ANGELIS	26.969	19	84 R. RUSSO	21.888	19	84 R. RUSSO	12.979	19	15 A. DE ANGELIS	21.951
20	61 F. MENGHI	27.158	20	36 L. MERCADO	21.909	20	36 L. MERCADO	12.991	20	86 A. BADOVINI	22.075
21	86 A. BADOVINI	27.174	21	37 O. JEZEK	22.012	21	86 A. BADOVINI	13.234	21	37 O. JEZEK	22.220

16/06/2017

These data/results cannot be reproduced, stored and/or transmitted in whole or in part by any manner of electronic, mechanical, photocopying, recording, broadcasting or otherwise now known or herein after developed without the previous express consent by the copyright owner, except for reproduction in daily press and regular printed publications on sale to the public within 60 days of the event related to those data/results and always provided that copyright symbol appears together as follows below.

© DORNA WSBK ORGANIZATION Srl 2017



Riviera di Rimini Round, 16-17-18 June 2017

World Superbike - Ideal Times Free Practice 1st Session

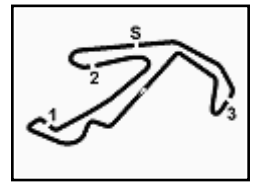
Misano Circuit Sic 58 4.226 m

No.	Rider	Nat	Bike	Seg. 1	Seg. 2	Seg. 3	Seg. 4	Seg. 5	Ideal Time		
				Diff. 1	Diff. 2	Diff. 3	Diff. 4	Diff. 5	Best Lap	Pos.	Diff.
1	66 T. SYKES	GBR	Kawasaki ZX-10RR	26.265 0.081	21.266 0.041	13.259 0.087	12.474 0.027	21.371 0.060	1'34.635 1'34.931	1	0.296
2	1 J. REA	GBR	Kawasaki ZX-10RR	26.250 0.085	21.305 0.053	13.249 0.015	12.362 0.045	21.607 0.012	1'34.773 1'34.983	2	0.210
3	33 M. MELANDRI	ITA	Ducati Panigale R	26.409	21.190 0.023	13.281 0.021	12.529 0.167	21.418 0.113	1'34.827 1'35.151	3	0.324
4	7 C. DAVIES	GBR	Ducati Panigale R	26.388 0.092	21.268 0.027	13.314	12.594 0.002	21.516 0.049	1'35.080 1'35.250	4	0.170
5	12 X. FORÉS	ESP	Ducati Panigale R	26.511	21.352	13.434 0.074	12.733	21.520	1'35.550 1'35.624	6	0.074
6	2 L. CAMIER	GBR	MV Agusta 1000 F4	26.479	21.525	13.422	12.583 0.021	21.554	1'35.563 1'35.584	5	0.021
7	81 J. TORRES	ESP	BMW S 1000 RR	26.531	21.385 0.049	13.466 0.005	12.569	21.724 0.113	1'35.675 1'35.842	7	0.167
8	60 M. VAN DER MARK	NED	Yamaha YZF R1	26.610 0.024	21.345 0.136	13.393 0.013	12.592	21.744 0.010	1'35.684 1'35.867	8	0.183
9	50 E. LAVERTY	IRL	Aprilia RSV4 RF	26.641	21.325 0.056	13.392 0.037	12.876 0.052	21.590	1'35.824 1'35.969	9	0.145
10	22 A. LOWES	GBR	Yamaha YZF R1	26.573	21.577	13.444 0.096	12.682 0.160	21.763 0.084	1'36.039 1'36.379	11	0.340
11	35 R. DE ROSA	ITA	BMW S 1000 RR	26.637	21.575 0.014	13.444	12.891	21.817	1'36.364 1'36.378	10	0.014
12	88 R. KRUMMENACHER	SUI	Kawasaki ZX-10RR	26.694 0.046	21.735	13.505 0.002	12.746 0.085	21.727	1'36.407 1'36.540	12	0.133
13	40 R. RAMOS	ESP	Kawasaki ZX-10RR	26.574	21.653 0.029	13.525 0.029	12.897	21.787 0.082	1'36.436 1'36.576	14	0.140
14	32 L. SAVADORI	ITA	Aprilia RSV4 RF	26.649 0.080	21.563 0.051	13.593 0.068	12.938 0.006	21.727	1'36.470 1'36.675	15	0.205
15	6 S. BRADL	GER	Honda CBR1000RR	26.657 0.030	21.670	13.522 0.042	12.793	21.834	1'36.476 1'36.548	13	0.072
16	84 R. RUSSO	ITA	Yamaha YZF R1	26.695 0.028	21.888	13.618 0.038	12.979 0.094	21.716	1'36.896 1'37.056	16	0.160
17	36 L. MERCADO	ARG	Aprilia RSV4 RF	26.905 0.044	21.909 0.041	13.621 0.012	12.857 0.004	21.829	1'37.121 1'37.222	17	0.101
18	15 A. DE ANGELIS	RSM	Kawasaki ZX-10RR	26.969 0.062	21.888 0.110	13.557	12.923 0.099	21.951 0.154	1'37.288 1'37.713	18	0.425
19	37 O. JEZEK	CZE	Kawasaki ZX-10RR	26.969 0.094	22.012 0.070	13.518 0.020	12.934	22.220 0.059	1'37.653 1'37.896	19	0.243
20	61 F. MENGHI	ITA	Ducati Panigale R	27.158	21.784	13.618 0.127	13.234	21.881 0.176	1'37.675 1'37.978	20	0.303
21	86 A. BADOVINI	ITA	Kawasaki ZX-10RR	27.174	21.854 0.026	13.720 0.035	12.991	22.075 0.148	1'37.814 1'38.023	21	0.209
Overall Ideal Time				26.250	21.190	13.249	12.362	21.371	1'34.422		

16/06/2017

These data/results cannot be reproduced, stored and/or transmitted in whole or in part by any manner of electronic, mechanical, photocopying, recording, broadcasting or otherwise now known or herein after developed without the previous express consent by the copyright owner, except for reproduction in daily press and regular printed publications on sale to the public within 60 days of the event related to those data/results and always provided that copyright symbol appears together as follows below.

© DORNA WSBK ORGANIZATION Srl 2017



Riviera di Rimini Round, 16-17-18 June 2017

World Superbike - Chronological Analysis Free Practice 1st Session

Misano Circuit Sic 58.4.226 m

1 / 4

1° 66 T. SYKES (1'34.931)								
Lap	Seg. 1	Seg. 2	Seg. 3	Seg. 4	Seg. 5	Lap Time	km/h	Local Time
1	27.638	26.445	14.185	14.169	22.643	1'38.287	259.0	9:49'42.700
2	26.702	22.007	13.537	13.297	21.808	1'35.566	264.7	9:51'21.077
3	26.448	21.474	13.259	12.624	21.507	1'35.396	265.4	9:52'56.643
4	26.391	21.420	13.262	12.762	21.504	1'34.948	264.1	9:54'32.039
5	26.391	21.311	13.266	12.578	21.402	1'35.023	263.4	9:56'06.987
6	26.444	21.291	13.340	12.577	21.371	1'34.954	264.1	9:57'42.010
7	26.426	21.266	13.317	12.547	21.398	1'43.484	261.5	9:59'16.964
8	27.408	26.932	13.592	13.214	22.338	1'35.115	263.4	10:01'00.448
9	26.430	21.407	13.305	12.512	21.461	1'44.384 P	261.5	10:02'35.563
10	27.972	22.100	13.541	13.300	27.471	1'39.886	250.6	10:04'19.947
11	7'54.101	22.405	13.864	13.143	22.159	1'46.427 P	262.1	10:13'25.619
12	26.658	21.653	13.645	13.119	21.811	1'35.287	264.7	10:15'05.505
13	26.677	21.427	13.368	12.555	21.771	1'39.969	262.1	10:16'41.303
14	26.587	22.224	13.718	13.976	22.645	1'41.150	263.4	10:18'22.453
15	26.589	21.396	13.289	12.681	21.500	1'35.455	264.1	10:19'57.908
16	28.544	22.041	13.783	13.502	22.099	1'39.928	264.1	10:21'37.877
17	26.656	21.496	13.362	12.678	21.736	1'35.928	264.1	10:23'13.805
18	28.629	22.210	13.862	13.510	28.216	1'46.427 P	262.1	10:25'00.232
19	7'23.997	22.329	13.931	12.957	21.577	1'34.791 P	262.1	10:33'35.023
20	26.265	21.388	13.298	12.474	21.516	1'34.941	266.0	10:35'09.964
21	26.346	21.307	13.346	12.501	21.431	1'34.931	262.8	10:36'44.895
22	30.121	34.537	13.742	15.728	26.204	2'00.332	262.8	10:38'45.227
23	27.802	22.031	13.621	13.449	21.846	1'38.798	265.4	10:40'23.976
24	27.236	21.920	13.892	13.424	21.713	1'38.185	260.9	10:42'02.161
25	26.578	21.378	13.343	12.582	21.406	1'35.287	264.7	10:43'37.448
26	29.948	28.297	14.745	13.642	22.744	1'49.376	258.4	10:45'26.824

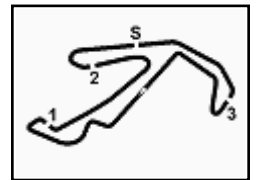
2° 1 J. REA (1'34.983)								
Lap	Seg. 1	Seg. 2	Seg. 3	Seg. 4	Seg. 5	Lap Time	km/h	Local Time
1	26.508	23.186	13.634	12.977	22.400	1'35.785	265.4	9:46'58.438
2	26.277	21.507	13.271	12.609	21.890	1'35.785	265.4	9:48'34.223
3	16'03.334	21.532	13.249	12.455	43.640	1'57.153 P	266.7	9:50'31.376
4	26.335	22.020	13.444	12.698	22.956	1'74.452 P	265.4	10:07'45.828
5	26.391	21.358	13.264	12.407	21.619	1'34.983	266.7	10:09'20.811
6	26.285	21.381	13.320	12.371	21.622	1'35.085	266.0	10:10'55.896
7	26.285	21.326	13.339	12.415	21.758	1'35.123	266.0	10:12'31.019
8	26.410	21.305	13.434	12.443	21.607	1'35.199	265.4	10:14'06.218
9	26.250	21.380	13.356	12.362	21.912	1'35.260	267.3	10:15'41.478
10	28.669	25.853	14.393	13.671	28.341	1'50.927 P	257.8	10:17'32.405
11	12'28.890	22.351	13.661	12.648	21.750	1'39.300 P	264.7	10:31'11.705
12	26.673	21.479	13.317	12.555	21.780	1'35.804	267.3	10:32'47.509
13	26.297	21.414	13.345	12.502	21.801	1'35.359	266.0	10:34'22.868
14	26.550	21.423	13.309	12.555	21.700	1'35.537	268.0	10:35'58.405
15	26.391	21.337	13.375	12.536	21.668	1'35.307	267.3	10:37'33.712
16	26.871	21.881	14.099	13.378	26.557	1'42.786 P	259.0	10:39'16.498
17	2'32.970	22.094	13.517	12.717	22.351	1'43.651 P	264.7	10:43'00.149
18	26.429	21.380	13.415	12.506	21.648	1'35.378	265.4	10:44'35.527
19	26.494	21.355	13.433	12.469	21.641	1'35.392	264.7	10:46'10.919

3° 33 M. MELANDRI (1'35.151)								
Lap	Seg. 1	Seg. 2	Seg. 3	Seg. 4	Seg. 5	Lap Time	km/h	Local Time
1	27.737	23.669	13.915	13.484	22.823	1'37.339	269.3	9:47'29.030
2	26.863	21.722	13.346	12.939	21.595	1'35.756	269.3	9:49'06.369
3	26.701	21.396	13.302	12.745	21.450	1'35.756	269.3	9:50'42.125
4	26.853	22.991	14.497	13.757	22.099	1'40.045	259.0	9:52'22.170
5	26.853	21.263	13.307	12.797	21.514	1'35.734	268.7	9:53'57.904
6	28.187	21.263	13.307	12.797	21.514	1'35.734	268.7	9:55'45.197
7	12'29.142	22.279	13.818	13.579	29.430	1'47.293 P	260.9	9:55'45.197
8	26.607	23.020	14.033	13.037	21.988	1'34.1220 P	264.7	10:09'26.417
9	26.607	21.323	13.320	12.696	21.577	1'35.523	267.3	10:11'01.940
10	26.558	21.305	13.292	12.653	21.449	1'35.257	268.0	10:12'37.197
11	27.691	21.911	13.651	13.154	21.963	1'38.370	267.3	10:14'15.567
12	26.640	21.220	13.335	12.649	21.418	1'35.262	267.3	10:15'50.829
13	27.562	21.838	13.702	13.360	27.930	1'44.392 P	265.4	10:17'35.221
14	9'30.081	22.509	13.703	13.402	22.046	1'04.1741 P	266.0	10:28'16.962
15	27.278	21.787	13.588	13.456	21.739	1'37.848 C	268.0	10:29'54.810
16	26.672	21.251	13.281	12.642	21.449	1'35.295	269.3	10:31'30.105
17	26.596	22.001	13.592	13.043	21.840	1'37.072	267.3	10:33'07.177
18	26.830	21.265	13.344	12.976	29.173	1'43.588 P	268.7	10:34'50.765
19	5'33.923	22.533	14.117	13.435	22.028	6'46.036 P	258.4	10:41'36.801
20	26.626	21.191	13.339	12.529	21.532	1'35.217	269.3	10:43'12.018
21	26.466	21.190	13.322	12.641	21.841	1'35.460	267.3	10:44'47.478
22	26.409	21.213	13.302	12.696	21.531	1'35.151	268.0	10:46'22.629

4° 7 C. DAVIES (1'35.250)								
Lap	Seg. 1	Seg. 2	Seg. 3	Seg. 4	Seg. 5	Lap Time	km/h	Local Time
1	23.495	13.940	13.907	22.407		263.4	9:48'16.067	

1	26.994	21.519	13.409	12.639	21.582	1'36.143	266.7	9:49'52.210
2	26.720	21.326	13.397	12.768	21.637	1'35.848	266.7	9:51'28.058
3	26.683	21.383	13.328	12.770	21.846	1'36.010	267.3	9:53'04.068
4	26.480	21.295	13.314	12.596	21.565	1'35.250	267.3	9:54'39.318
5	26.915	22.991	13.915	13.386	28.786	1'45.993 P	259.0	9:56'25.311
6	7'06.746	22.796	13.976	13.142	21.970	8'18.630 P	261.5	10:04'43.941
7	26.491	21.521	13.651	12.594	21.644	1'35.901	264.7	10:06'19.842
8	26.513	21.307	13.419	12.600	21.667	1'35.506	268.0	10:07'55.348
9	26.618	21.270	13.496	12.848	21.653	1'35.885	266.7	10:09'31.233
10	27.805	22.195	13.813	13.317	30.603	1'47.733 P	265.4	10:11'18.966
11	14'02.949	23.344	14.132	13.606	22.012	15'16.043 P	259.6	10:26'35.009
12	26.451	21.432	13.355	12.634	21.740	1'35.612	264.7	10:28'10.621
13	26.427	21.268	13.346	12.757	21.516	1'35.314	267.3	10:29'45.935
14	26.388	21.282	13.563	13.022	21.625	1'35.880 C	266.0	10:31'21.815
15	26.496	21.284	13.505	12.634	21.739	1'35.658	266.7	10:32'57.473
16	28.374	23.329	14.025	13.685	28.318	1'47.731 P	254.7	10:34'45.204
17	5'53.620	22.540	14.976	14.100	22.212	7'07.448 P	200.4	10:41'52.652
18	26.846	21.419	13.569	12.703	21.624	1'36.161	265.4	10:43'28.813
19	26.610	22.831	13.701	12.893	21.844	1'37.879	264.1	10:45'06.692

5° 2 L. CAMIER (1'35.584)								
Lap	Seg. 1	Seg. 2	Seg. 3	Seg. 4	Seg. 5	Lap Time	km/h	Local Time
1	27.523	22.340	13.630	13.002	22.007	1'38.502	258.4	9:47'52.652
2	26.872	21.893	13.609	13.145	22.852	1'41.571	233.8	9:49'31.154
3	27.505	23.324	14.788	14.272	26.481	1'46.370	203.0	9:52'59.095
4	27.037	21.763	13.648	12.788	21.886	1'37.122	258.4	9:54'36.217
5	26.941	21.938	13.652	12.884	21.923	1'37.338	259.6	9:56'13.555
6	28.822	22.379	13.875	13.777	29.189	1'48.042 P	259.6	9:58'01.597
7	13'45.498	23.198	14.028	13.327	27.062	15'03.113 P	256.5	10:13'04.710
8	5'03.919	22.603	13.788	13.164	21.861	6'15.335 P	255.9	10:19'20.045
9	26.888	21.588	13.510	12.783	21.751	1'36.520	259.0	10:20'56.565
10	26.629	21.545	13.586	12.667	21.729	1'36.156	258.4	10:22'32.721
11	26.633	21.911	14.070	13.055	22.100	1'37.769	257.8	10:24'10.490
12	28.506	21.818	13.616	12.894	21.842	1'38.676	259.6	10:25'49.166
13	26.646	21.659	13.491	12.845	21.724	1'36.365	258.4	10:27'25.531
14	26.801	21.709	14.355	13.105	27.258	1'43.228 P	257.1	10:29'08.759
15	9'19.543	22.610	13.952	13.045	27.355	10'36.505 P	250.6	10:39'45.264
16	26.479	21.525	13.422	12.604	21.554	1'35.584	258.4	10:41'20.848
17	28							



Riviera di Rimini Round, 16-17-18 June 2017

World Superbike - Chronological Analysis Free Practice 1st Session

Misano Circuit Sic 58.4.226 m

2 / 4

10	26.830	24.010	15.233	13.006	22.161	1'41.240	260.2	10:11'40.681	9	27.125	21.873	13.694	13.060	21.964	1'37.716	259.6	10:12'54.063
11	26.689	21.623	13.502	12.705	21.798	1'36.317	262.1	10:13'16.998	10	27.024	21.736	13.571	12.964	22.094	1'37.389	262.8	10:14'31.452
12	26.642	21.553	13.523	12.666	21.907	1'36.291	264.1	10:14'53.289	11	27.114	21.675	13.725	13.144	22.316	1'37.974	261.5	10:16'09.426
13	26.771	21.534	13.601	12.651	21.844	1'36.401	265.4	10:16'29.690	12	33.155	25.254	15.318	14.506	32.722	2'00.955 P	227.4	10:18'10.381
14	26.801	21.544	13.522	15.442	33.181	1'50.490 P	264.1	10:18'20.180	13	7'10.668	24.588	14.118	13.720	22.349	8'25.443 P	263.4	10:26'35.824
15	11'01.333	23.269	13.913	13.172	22.164	12'13.851 P	259.6	10:30'34.031	14	26.715	21.687	13.491	12.917	21.991	1'36.801	265.4	10:28'12.625
16	26.835	21.557	13.551	12.732	21.809	1'36.484	264.1	10:32'10.515	15	26.757	21.679	13.558	13.247	22.137	1'37.378	263.4	10:29'50.003
17	26.668	21.473	13.475	12.828	21.724	1'36.168	262.1	10:33'46.683	16	26.951	21.703	13.679	12.944	22.089	1'37.366	262.8	10:31'27.369
18	26.565	21.427	13.466	12.711	21.724	1'35.893	264.7	10:35'22.576	17	36.360	26.735	17.826	15.751	32.669	2'09.341 P	165.4	10:33'36.710
19	26.642	21.479	13.518	12.923	21.796	1'36.358	263.4	10:36'58.934	18	4'52.300	22.501	13.888	13.157	28.106	6'09.952 P	257.8	10:39'46.662
20	27.435	21.741	13.535	12.943	31.142	1'46.796 P	260.9	10:38'45.730	19	26.637	21.589	13.444	12.891	21.817	1'36.378	264.1	10:41'23.040
21	2'07.385	23.125	14.027	13.236	22.142	3'19.915 P	254.7	10:42'05.645	20	29.944	24.877	17.484	13.650	25.928	1'51.883	232.8	10:43'14.923
22	26.694	21.385	13.557	12.712	21.807	1'36.155	262.8	10:43'41.800	21	26.649	21.575	13.448	12.895	21.967	1'36.534	266.0	10:44'51.457
23	26.531	21.434	13.471	12.569	21.837	1'35.842	263.4	10:45'17.642	22	32.613	24.046	14.384	14.272	23.884	1'49.199	259.6	10:46'40.656

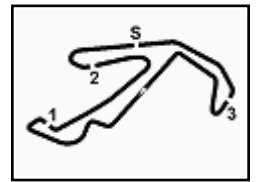
8° 60 M. VAN DER MARK (1'35.867)								
Lap	Seg. 1	Seg. 2	Seg. 3	Seg. 4	Seg. 5	Lap Time	km/h	Local Time
1	22.721	13.836	12.993	22.231		262.1	9:47'26.703	
2	26.899	21.765	13.502	12.932	21.772	1'36.870	265.4	9:49'03.573
3	26.689	21.491	13.465	12.895	21.815	1'36.355	265.4	9:50'39.928
4	26.844	21.527	13.474	12.900	21.766	1'36.511	263.4	9:52'16.439
5	26.727	21.537	13.548	12.870	21.873	1'36.555	261.5	9:53'52.994
6	27.005	22.610	14.143	13.335	29.104	1'46.197 P	251.2	9:55'39.191
7	8'51.523	22.188	13.529	12.842	21.950	10'02.032 P	260.9	10:05'41.223
8	26.652	21.550	13.393	12.617	21.775	1'35.987 C	264.7	10:07'17.210
9	26.648	21.538	13.556	12.777	21.775	1'36.294	261.5	10:08'53.504
10	26.775	21.468	13.493	12.636	21.755	1'36.127	261.5	10:10'29.631
11	26.614	21.450	13.450	12.607	21.946	1'36.067	262.8	10:12'05.698
12	26.634	21.481	13.406	12.592	21.754	1'35.867	262.8	10:13'41.565
13	32.044	21.605	13.503	12.655	26.976	1'46.813 P	263.4	10:15'28.378
14	6'02.786	21.922	13.440	12.676	21.831	7'12.655 P	263.4	10:22'41.033
15	26.699	21.424	13.433	12.657	21.744	1'35.957	261.5	10:24'16.990
16	26.610	21.478	13.431	12.751	21.761	1'36.031	263.4	10:25'53.021
17	26.688	21.462	13.431	12.707	21.852	1'36.140	262.8	10:27'29.161
18	26.632	21.440	13.438	12.642	21.819	1'35.971	263.4	10:29'05.132
19	26.709	21.526	13.443	12.628	22.003	1'36.309	264.1	10:30'41.441
20	26.719	21.496	13.413	12.640	21.793	1'36.061	264.1	10:32'17.502
21	26.678	21.487	13.466	12.656	22.103	1'36.390	264.1	10:33'53.892
22	27.659	22.092	13.598	12.832	21.878	1'38.059	262.8	10:35'31.951
23	26.667	21.345	13.508	12.669	21.748	1'35.937	262.8	10:37'07.888
24	26.715	21.467	13.458	12.729	21.857	1'36.226	262.1	10:38'44.114
25	26.792	21.487	13.418	12.660	21.860	1'36.217	263.4	10:40'20.331
26	26.750	21.409	13.446	12.704	21.772	1'36.081	264.1	10:41'56.412
27	26.783	21.398	13.467	12.603	21.862	1'36.113 C	263.4	10:43'32.525

9° 50 E. LAVERTY (1'35.969)								
Lap	Seg. 1	Seg. 2	Seg. 3	Seg. 4	Seg. 5	Lap Time	km/h	Local Time
1	22.610	13.560	13.067	21.923		267.3	9:47'00.039	
2	27.036	21.577	13.392	12.990	21.665	1'36.660	267.3	9:48'36.699
3	26.925	21.479	13.487	13.015	21.732	1'36.638	266.7	9:50'13.337
4	26.962	21.515	13.481	13.030	21.736	1'36.724	266.7	9:51'50.061
5	26.909	21.432	13.447	12.996	21.795	1'36.579	266.7	9:53'26.640
6	26.917	21.406	13.500	12.994	21.764	1'36.581	265.4	9:55'03.221
7	27.800	22.047	13.686	13.395	29.773	1'46.701 P	264.1	9:56'49.922
8	14'14.866	22.273	13.701	13.510	22.193	15'26.543 P	264.7	10:12'16.465
9	27.035	21.491	13.498	13.011	21.771	1'36.806	264.1	10:13'53.271
10	26.964	21.534	13.478	12.931	21.847	1'36.754	264.7	10:15'30.025
11	26.840	21.498	13.465	13.026	21.854	1'36.683	266.0	10:17'06.708
12	26.842	21.325	13.449	12.944	21.688	1'36.248	264.7	10:18'42.956
13	26.834	21.336	13.414	13.000	21.664	1'36.248	265.4	10:20'19.204
14	27.813	21.591	13.731	13.341	29.198	1'45.674 P	263.4	10:22'04.878
15	7'37.160	22.377	13.653	13.771	24.966	8'51.927 P	264.1	10:30'56.805
16	26.966	21.656	13.451	12.996	21.837	1'36.906	266.7	10:32'33.711
17	26.799	21.390	13.484	12.999	21.795	1'36.467	264.7	10:34'10.178
18	27.233	21.993	13.552	13.332	28.143	1'44.253 P	265.4	10:35'54.431
19	5'03.714	22.503	13.871	13.539	22.203	6'15.830 P	258.4	10:42'10.261
20	26.646	21.437	13.462	12.876	21.714	1'36.135	265.4	10:43'46.396
21	26.641	21.381	13.429	12.928	21.590	1'35.969	266.0	10:45'22.365

10° 35 R. DE ROSA (1'36.378)								
Lap	Seg. 1	Seg. 2	Seg. 3	Seg. 4	Seg. 5	Lap Time	km/h	Local Time
1	24.684	14.209	13.904	22.760		258.4	9:47'50.682	
2	27.358	21.867	13.623	13.237	22.200	1'38.285	264.7	9:49'28.967
3	27.209	21.792	13.599	13.264	22.224	1'38.088 C	265.4	9:51'07.055
4	26.995	21.753	13.606	13.150	22.240	1'37.744	264.7	9:52'44.799
5	27.017	21.729	13.738	13.222	22.076	1'37.782	265.4	9:54'22.581
6	27.108	21.694	13.636	13.079	22.156	1'37.673	264.1	9:56'00.254
7	31.017	25.366	13.776	13.322	22.285	1'45.766	264.7	9:57'46.020
8	26.991	22.907	14.609	14.108	29.886	1'48.501 P	246.0	9:59'34.521
9	10'16.988	25.416	19.266	14.247	25.909	11'41.826 P	143.4	10:11'16.347

11° 22 A. LOWES (1'36.379)								
Lap	Seg. 1	Seg. 2	Seg. 3	Seg. 4	Seg. 5	Lap Time	km/h	Local Time
1	26.956	23.438	14.021	13.359	22.574		261.5	9:47'56.120
2	26.601	21.829	13.444	12.906	21.887	1'37.022	264.1	9:49'33.142
3	32.335	22.395	14.211	13.597	30.610	1'53.148 P	257.1	9:51'09.527
4	6'07.839	22.405	13.666	13.095	22.281	7'19.286 P	260.9	10:00'21.961
5	26.757	21.759	13.494	12.848	21.763	1'36.621	263.4	10:01'58.582
6	26.573	21.577	13.540	12.842	21.847	1'36.379	261.5	10:03'34.961
7	26.715	1'22.951	16.369	14.718	31.524	2'52.277 P	243.2	10:06'27.238
8	10'09.525	22.610	13.704	13.069	22.155	11'21.063 P	260.2	10:17'48.301
9	26.739	21.774	13.465	12.846	21.818	1'36.642	262.8	10:19'24.943
10	26.678	21.688	13.472	12.682	21.973	1'36.493	263.4	10:21'01.436
11	26.931	21.750	13.532	12.886	21.925	1'37.024	263.4	10:22'38.460
12	30.080	21.825	13.574	13.127	31.415	1'50.021 P	264.1	10:24'28.481
13	7'55.046	22.566	15.279	13.562	22.303	9'08.756 P	242.2	10:33'37.237
14	26.677	21.775	13.579	13.861	30.500	1'46.392 P	260.9	10:35'23.629
15	4'53.837	22.110	13.536	12.817	21.915	6'04.215 P	260.9	10:41'27.844

12° 88 R. KRUMMENACHER (1'36.540)								
Lap	Seg. 1	Seg. 2	Seg. 3	Seg.				



Riviera di Rimini Round, 16-17-18 June 2017

World Superbike - Chronological Analysis Free Practice 1st Session

Misano Circuit Sic 58.4.226 m

3 / 4

15	28.757	22.991	14.146	13.899	28.501	1'48.294 P	248.8	10:21'49.692
16	13'14.175	23.421	13.956	13.415	22.421	14'27.388 P	259.6	10:36'17.080
17	26.845	21.905	13.618	13.332	22.567	1'38.267	261.5	10:37'55.347
18	28.701	27.786	13.895	13.138	28.300	1'51.820	262.1	10:39'47.167
19	26.657	21.715	13.522	12.887	21.892	1'36.673	262.1	10:41'23.840
20	27.217	21.947	14.458	13.804	34.131	1'51.557	247.7	10:43'15.397
21	26.687	21.670	13.564	12.793	21.834	1'36.548	264.1	10:44'51.945
22	29.062	23.095	14.023	13.445	22.366	1'41.991	259.0	10:46'33.936

20	26.723	21.888	13.656	13.073	21.716	1'37.056	255.3	10:40'16.346
21	26.714	21.942	13.710	13.050	21.907	1'37.323	254.7	10:41'53.669
22	26.896	21.970	13.758	12.979	21.782	1'37.385	252.9	10:43'31.054
23	26.826	22.116	13.769	13.104	21.864	1'37.679	253.5	10:45'08.733

14° 40 R. RAMOS (1'36.576)

Lap	Seg. 1	Seg. 2	Seg. 3	Seg. 4	Seg. 5	Lap Time	km/h	Local Time
		24.059	14.070	14.019	28.553	255.9	9:47'04.426	
1	1'02.434	22.726	13.692	13.306	22.295	2'14.453 P	259.6	9:49'18.879
2	27.337	22.322	13.575	13.302	22.167	1'38.703	257.1	9:50'57.582
3	27.179	21.888	13.572	13.130	22.068	1'37.837	258.4	9:52'35.419
4	27.244	21.927	13.790	13.168	22.688	1'38.817	260.2	9:54'14.236
5	27.017	21.899	13.669	13.027	21.980	1'37.592	256.5	9:55'51.828
6	26.899	21.749	13.551	13.072	22.108	1'37.379	258.4	9:57'29.207
7	26.902	22.133	14.124	16.720	29.622	1'49.501 P	200.7	9:59'18.708
8	10'47.229	22.570	13.795	13.189	22.163	11'58.946 P	257.8	10:11'17.654
9	26.909	21.724	13.709	12.954	21.787	1'37.083	261.5	10:12'54.737
10	26.666	21.653	13.525	13.088	26.979	1'41.911 P	259.0	10:14'36.648
11	7'37.519	22.683	13.778	13.265	22.192	8'49.437 P	257.1	10:23'26.085
12	27.182	21.862	13.572	12.991	22.077	1'37.684 C	259.6	10:25'03.769
13	26.842	21.757	13.599	13.058	22.084	1'37.340	260.2	10:26'41.109
14	28.811	22.053	13.734	13.270	27.306	1'45.174 P	255.3	10:28'26.283
15	7'05.874	25.830	13.965	13.022	27.768	8'26.459 P	258.4	10:36'52.742
16	28.118	21.865	13.588	13.701	27.651	1'44.923 C	257.8	10:38'37.665
17	26.574	21.682	13.554	12.897	21.869	1'36.576	259.0	10:40'14.241
18	26.746	21.725	13.536	13.473	23.104	1'38.584	257.8	10:41'52.825
19	26.971	22.322	14.177	13.749	22.763	1'39.982	209.3	10:43'32.807
20	26.805	21.666	13.555	12.928	21.923	1'36.877	259.6	10:45'09.684

15° 32 L. SAVADORI (1'36.675)

Lap	Seg. 1	Seg. 2	Seg. 3	Seg. 4	Seg. 5	Lap Time	km/h	Local Time
		24.399	19.638	15.863	25.845	216.0	9:47'48.422	
1	27.503	22.031	13.781	13.079	21.990	1'38.384	260.9	9:49'26.806
2	26.914	21.784	13.805	13.109	22.043	1'37.655	259.6	9:51'04.661
3	36.356	22.485	15.487	14.258	24.813	1'53.399	221.8	9:52'57.860
4	26.994	21.616	13.711	13.003	21.847	1'37.171	259.6	9:54'35.031
5	26.678	21.563	13.788	13.024	21.801	1'36.854	258.4	9:56'11.885
6	29.687	22.562	14.208	13.506	27.304	1'47.267 P	254.7	9:57'59.152
7	11'51.591	26.754	18.603	13.490	25.322	13'15.760 P	250.0	10:11'14.912
8	26.859	21.741	13.766	12.938	21.780	1'37.084	257.8	10:12'51.996
9	26.649	21.647	13.686	13.025	21.800	1'36.807	259.0	10:14'28.803
10	26.806	21.711	13.687	13.027	22.029	1'37.260	259.6	10:16'06.063
11	26.846	21.682	13.726	13.052	21.960	1'37.266	260.2	10:17'43.329
12	29.186	24.879	14.343	13.629	27.639	1'49.676 P	253.5	10:19'33.005
13	10'01.390	22.613	14.132	14.732	26.570	11'19.437 P	253.0	10:30'52.442
14	27.012	21.863	13.787	13.074	21.873	1'37.609	259.0	10:32'30.511
15	31.458	22.179	13.753	13.150	22.163	1'42.703	260.9	10:34'12.754
16	26.894	21.743	13.676	12.947	21.949	1'37.209	260.2	10:35'49.963
17	28.452	22.453	14.017	13.591	26.476	1'44.989 P	257.8	10:37'34.952
18	2'40.356	30.156	16.392	13.455	22.320	4'02.679 P	254.7	10:41'37.631
19	26.729	21.614	13.661	12.944	21.727	1'36.675	260.2	10:43'14.306
20	26.657	21.667	13.593	12.995	21.836	1'36.748	260.2	10:44'51.054
21	33.329	22.950	14.456	13.804	23.075	1'47.614	255.9	10:46'38.668

16° 84 R. RUSSO (1'37.056)

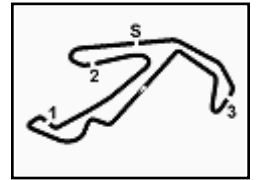
Lap	Seg. 1	Seg. 2	Seg. 3	Seg. 4	Seg. 5	Lap Time	km/h	Local Time
		25.545	15.127	14.887	24.118	246.6	9:47'22.079	
1	27.426	22.699	14.012	13.348	22.198	1'39.683	254.1	9:49'01.762
2	27.073	22.163	13.792	13.308	22.317	1'38.653	254.7	9:50'40.415
3	27.091	22.200	13.760	13.441	22.016	1'38.508	256.5	9:52'18.923
4	27.247	24.374	14.002	13.227	22.275	1'41.125	256.5	9:54'00.048
5	28.776	24.663	14.016	13.720	30.552	1'51.727 P	252.3	9:55'51.775
6	9'05.470	25.666	14.630	13.493	22.405	10'21.664 P	248.8	10:06'13.439
7	27.155	22.471	13.808	13.135	22.078	1'38.647	253.5	10:07'52.086
8	27.151	22.195	13.837	13.183	22.040	1'38.406	252.9	10:09'30.492
9	27.197	22.113	13.772	13.166	22.098	1'38.346	255.3	10:11'08.838
10	28.716	24.061	16.712	20.523	29.549	1'59.561 P	138.3	10:13'08.399
11	6'16.578	26.236	14.299	13.567	22.312	7'32.992 P	250.6	10:20'41.391
12	27.156	22.225	13.829	13.263	21.933	1'38.406	254.1	10:22'19.797
13	27.045	22.178	13.832	13.085	22.009	1'38.149	254.7	10:23'57.946
14	27.615	23.172	14.350	13.847	28.858	1'47.842 P	250.6	10:25'45.788
15	4'45.004	23.975	14.313	14.176	22.307	5'59.775 P	251.2	10:31'45.563
16	26.695	21.989	13.618	13.156	21.717	1'37.175	255.3	10:33'22.738
17	26.706	21.954	13.767	13.004	21.793	1'37.224	254.1	10:34'59.962
18	27.401	26.954	17.012	14.700	27.671	1'53.738	158.6	10:36'53.700
19	28.600	23.438	14.200	14.449	24.903	1'45.590	244.9	10:38'39.290

17° 36 L. MERCADO (1'37.222)

Lap	Seg. 1	Seg. 2	Seg. 3	Seg. 4	Seg. 5	Lap Time	km/h	Local Time
		26.727	15.185	15.096	32.305	247.7	9:47'48.558	
1	9'56.843	24.390	15.312	14.212	22.835	11'13.592 P	251.7	9:59'02.150
2	29.636	24.573	14.096	13.447	22.290	1'44.042	261.5	10:00'46.192
3	27.421	22.245	13.747	13.140	22.071	1'38.624	263.4	10:02'24.816
4	27.089	22.119	13.699	13.042	22.059	1'38.008	262.8	10:04'02.824
5	27.010	23.573	13.793	13.055	21.882	1'39.313	264.1	10:05'42.137
6	26.982	22.036	13.624	12.939	21.838	1'37.419	264.7	10:07'19.556
7	30.647	22.774	13.803	13.811	29.492	1'50.297 P	262.8	10:09'09.853
8	6'13.273	22.816	13.908	13.615	22.243	7'25.855 P	261.5	10:16'35.708
9	27.383	23.918	13.865	12.954	21.964	1'40.084	262.1	10:18'15.792
10	26.937	22.003	13.621	12.885	21.911	1'37.357	263.4	10:19'53.149
11	27.089	22.153	13.722	12.942	21.901	1'37.807	262.1	10:21'30.956
12	27.200	22.008	13.751	12.949	21.962	1'37.870	261.5	10:23'08.226
13	34.322	23.355	14.630	13.939	29.589	1'55.835 P	258.4	10:25'04.661
14	9'38.593	29.541	14.344	13.210	22.230	10'57.918 P	264.1	10:36'02.579
15	27.954	22.787	13.925	13.267	22.071	1'40.004	260.2	10:37'42.583
16	26.989	22.006	13.666	12.857	21.895	1'37.413	262.8	10:39'19.996
17	26.949	21.950	13.633	12.861	21.829	1'37.222	262.8	10:40'57.218
18	26.905	21.909	13.697	12.944	22.052	1'37.507	262.1	10:42'34.725
19	30.090	22.341	13.775	13.150	22.149	1'41.505	262.8	10:44'16.230
20	27.023	21.922	13.671	13.014	21.962	1'37.592	263.4	10:45'53.822

18° 15 A. DE ANGELIS (1'37.713)

Lap	Seg. 1	Seg. 2	Seg. 3	Seg. 4	Seg. 5	Lap Time	km/h	Local Time
		26.982	14.589	14.485	24.906	257.1	9:47'24.287	
1	28.236	22.592</						



Riviera di Rimini Round, 16-17-18 June 2017

World Superbike - Chronological Analysis Free Practice 1st Session

Misano Circuit Sic 58 4.226 m

4 / 4

	24.806	15.123	14.635	23.578		252.9	9:47'10.252	
1	28.936	22.471	14.031	13.338	22.710	1'41.486	259.6	9:48'51.738
2	27.543	21.942	13.747	13.294	22.310	1'38.836	260.2	9:50'30.574
3	28.728	25.197	14.640	14.015	24.264	1'46.844	243.8	9:52'17.418
4	27.650	22.358	13.797	13.520	22.136	1'39.461	260.9	9:53'56.879
5	30.446	26.187	14.832	14.378	31.484	1'57.327 P	259.0	9:55'54.206
6	11'26.319	26.978	16.827	15.007	26.916	12'52.047 P	180.0	10:08'46.253
7	28.528	26.109	17.694	13.757	22.346	1'48.434	242.2	10:10'34.687
8	28.419	23.115	14.641	13.941	22.359	1'42.475	222.7	10:12'17.162
9	27.161	22.100	13.618	13.361	22.019	1'38.259	260.2	10:13'55.421
10	30.269	23.246	14.303	14.066	31.485	1'53.369 P	253.5	10:15'48.790
11	14'56.477	24.907	16.188	14.323	23.588	16'15.483 P	200.0	10:32'04.273
12	29.140	23.446	15.393	13.782	22.326	1'44.087	230.8	10:33'48.360
13	27.775	23.016	14.322	13.792	29.726	1'48.631 P	257.8	10:35'36.991
14	2'57.961	23.774	15.364	14.828	22.824	4'14.751 P	186.9	10:39'51.742
15	27.295	22.414	13.760	13.322	21.881	1'38.672	261.5	10:41'30.414
16	27.391	21.811	13.945	13.267	22.016	1'38.430	259.6	10:43'08.844
17	28.755	23.416	13.810	14.031	23.829	1'43.841	255.9	10:44'52.685
18	27.158	21.784	13.745	13.234	22.057	1'37.978	258.4	10:46'30.663

21° 86 A. BADOVINI (1'38.023)								
Lap	Seg. 1	Seg. 2	Seg. 3	Seg. 4	Seg. 5	Lap Time	km/h	Local Time
		23.612	14.953	15.309	23.722		251.2	9:47'33.978
1	29.417	22.942	14.181	14.108	31.457	1'52.105 P	257.8	9:49'26.083
2	2'59.916	22.707	14.036	13.904	22.841	4'13.404 P	257.8	9:53'39.487
3	27.939	22.286	13.995	13.621	22.403	1'40.244	256.5	9:55'19.731
4	27.561	22.110	13.837	13.356	22.198	1'39.062	258.4	9:56'58.793
5	27.596	21.951	13.859	13.418	22.341	1'39.165	257.8	9:58'37.958
6	27.651	21.956	13.763	13.320	22.223	1'38.913	256.5	10:00'16.871
7	29.070	22.426	15.542	14.925	29.245	1'51.208 P	179.4	10:02'08.079
8	12'06.663	22.218	13.944	13.660	26.464	13'22.949 P	257.8	10:15'31.028
9	27.427	22.060	13.794	13.313	22.279	1'38.873	258.4	10:17'09.901
10	27.472	22.297	14.127	13.888	27.976	1'45.760 P	254.7	10:18'55.661
11	10'24.382	24.924	14.024	13.412	22.331	11'39.073 P	260.2	10:30'34.734
12	27.486	21.972	13.727	13.091	22.075	1'38.351	259.6	10:32'13.085
13	27.277	21.854	13.720	13.190	22.083	1'38.124	259.0	10:33'51.209
14	29.833	25.680	16.451	13.998	24.783	1'50.745	250.6	10:35'41.954
15	32.620	24.227	13.815	13.160	26.472	1'50.294	259.6	10:37'32.248
16	31.742	26.753	15.460	13.603	22.319	1'49.877	251.7	10:39'22.125
17	28.868	22.404	13.850	13.405	22.458	1'40.985	257.8	10:41'03.110
18	27.265	21.926	13.787	13.066	22.255	1'38.299	255.9	10:42'41.409
19	27.829	22.501	15.495	14.137	22.668	1'42.630	209.7	10:44'24.039
20	27.174	21.880	13.755	12.991	22.223	1'38.023	256.5	10:46'02.062

16/06/2017

P = Pits In/Out - C = Lap-Time Cancelled

These data/results cannot be reproduced, stored and/or transmitted in whole or in part by any manner of electronic, mechanical, photocopying, recording, broadcasting or otherwise now known or herein after developed without the previous express consent by the copyright owner, except for reproduction in daily press and regular printed publications on sale to the public within 60 days of the event related to those data/results and always provided that copyright symbol appears together as follows below.

© DORNA WSBK ORGANIZATION Srl 2017

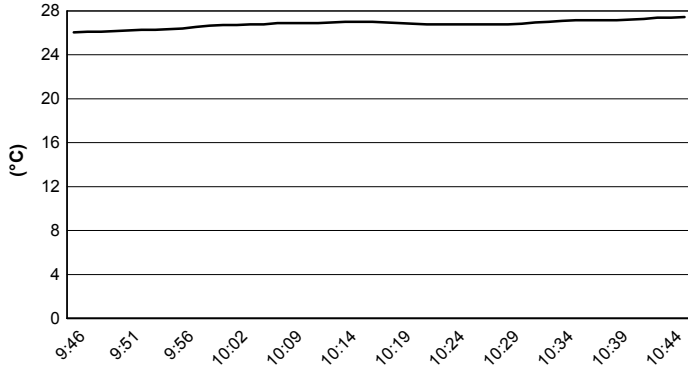


Riviera di Rimini Round, 16-17-18 June 2017
World Superbike - Weather Report Free Practice 1st Session

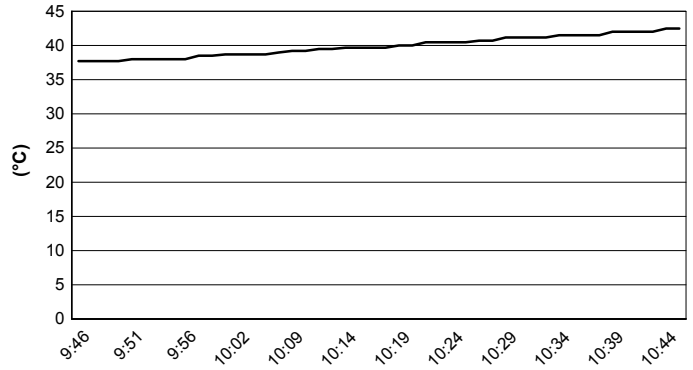
Misano Circuit Sic 58 4.226 m

Session started **09:45** Session ended **10:46**

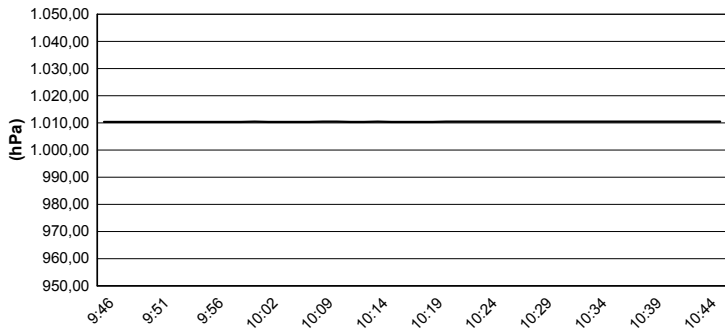
Air Temperature



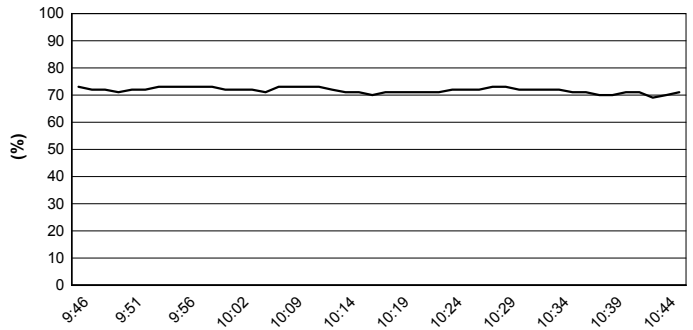
Track Temperature



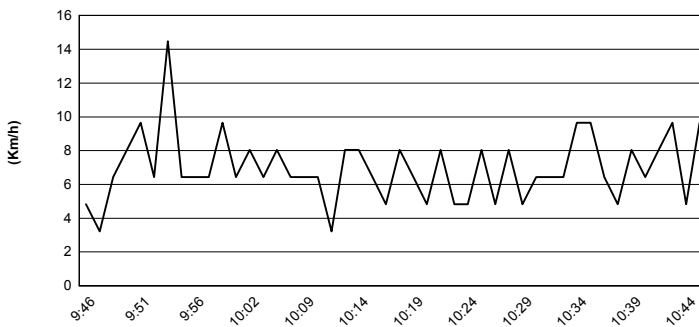
Air Pressure



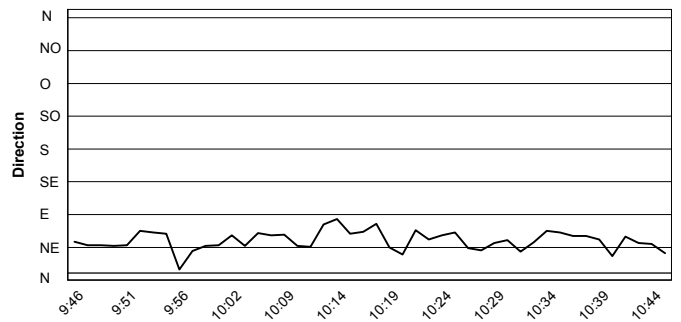
Humidity



Wind Speed



Wind Direction



16/06/2017

These data/results cannot be reproduced, stored and/or transmitted in whole or in part by any manner of electronic, mechanical, photocopying, recording, broadcasting or otherwise now known or herein after developed without the previous express consent by the copyright owner, except for reproduction in daily press and regular printed publications on sale to the public within 60 days of the event related to those data/results and always provided that copyright symbol appears together as follows below.

© DORNA WSBK ORGANIZATION Srl 2017