

## Riviera di Rimini Round, 16-17-18 June 2017

### World Supersport 300 - Free Practices Combined Results

Misano Circuit Sic 58 4.226 m

No.	Rider	Nat	Team	Bike	FP1	FP2	Time	Gap	Rel.	Avg	Laps
1	<b>15 A. COPPOLA</b>	ITA	SK Racing	Yamaha YZF-R3	1'54.019	<b>1'53.775</b>	<b>1'53.775</b>			133,717	23
2	<b>88 M. PEREZ</b>	ESP	WILSport Racedays	Honda CBR500R	1'54.663	<b>1'54.031</b>	<b>1'54.031</b>	0.256	0.256	133,416	24
3	<b>41 M. GARCIA</b>	ESP	Halcourier Racing	Yamaha YZF-R3	1'54.338	<b>1'54.193</b>	<b>1'54.193</b>	0.418	0.162	133,227	29
4	<b>95 G. DE GRUTTOLA</b>	ITA	SK Racing	Yamaha YZF-R3	1'55.129	<b>1'54.234</b>	<b>1'54.234</b>	0.459	0.041	133,179	24
5	<b>25 B. SÁNCHEZ</b>	ESP	Halcourier Racing	Yamaha YZF-R3	1'56.260	<b>1'54.313</b>	<b>1'54.313</b>	0.538	0.079	133,087	29
6	<b>91 L. BERNARDI</b>	RSM	MotorZenit	Yamaha YZF-R3	1'55.283	<b>1'54.373</b>	<b>1'54.373</b>	0.598	0.060	133,017	26
7	<b>20 D. LOUREIRO</b>	RSA	DS Junior Team	Yamaha YZF-R3	1'56.335	<b>1'54.450</b>	<b>1'54.450</b>	0.675	0.077	132,928	28
8	<b>6 R. SCHOTMAN</b>	NED	GRT Yamaha WorldSSP300 Team	Yamaha YZF-R3	1'55.513	<b>1'54.463</b>	<b>1'54.463</b>	0.688	0.013	132,913	26
9	<b>80 A. PONTONE</b>	ITA	IODARacing	Yamaha YZF-R3	1'55.362	<b>1'54.597</b>	<b>1'54.597</b>	0.822	0.134	132,917	27
10	<b>33 D. VALLE</b>	ESP	Halcourier Racing	Yamaha YZF-R3	1'55.965	<b>1'54.666</b>	<b>1'54.666</b>	0.891	0.069	132,678	29
11	<b>22 M. KALININ</b>	UKR	Team MOTOXRACING	Yamaha YZF-R3	1'55.434	<b>1'54.797</b>	<b>1'54.797</b>	1.022	0.131	132,526	26
12	<b>28 P. GIACOMINI</b>	ITA	Terra e Moto	Yamaha YZF-R3	1'55.679	<b>1'54.799</b>	<b>1'54.799</b>	1.024	0.002	132,524	26
13	<b>75 S. DEROUÉ</b>	NED	MTM HS Kawasaki	Kawasaki Ninja 300	1'55.754	<b>1'55.005</b>	<b>1'55.005</b>	1.230	0.206	132,286	27
14	<b>14 E. DE LA VEGA</b>	FRA	GRT Yamaha WorldSSP300 Team	Yamaha YZF-R3	1'56.135	<b>1'55.089</b>	<b>1'55.089</b>	1.314	0.084	132,190	27
15	<b>27 F. ROVELLI</b>	ITA	ParkinGO DS Junior Team	Yamaha YZF-R3	1'56.784	<b>1'55.091</b>	<b>1'55.091</b>	1.316	0.002	132,188	26
16	<b>18 A. MURLEY</b>	GBR	Team Toth	Yamaha YZF-R3	1'55.805	<b>1'55.189</b>	<b>1'55.189</b>	1.414	0.098	132,075	25
17	<b>23 M. BASTIANELLI</b>	ITA	3570 Made in CIV	Kawasaki Ninja 300	1'56.789	<b>1'55.704</b>	<b>1'55.704</b>	1.929	0.515	131,487	22
18	<b>12 A. RUSMIPUTRO</b>	INA	Pertamina Almeria Racing Team	Yamaha YZF-R3	1'56.775	<b>1'55.724</b>	<b>1'55.724</b>	1.949	0.020	131,465	27
19	<b>13 J. FACCO</b>	ITA	Bierreti By 2R	Yamaha YZF-R3	1'56.216	<b>1'55.761</b>	<b>1'55.761</b>	1.986	0.037	131,422	28
20	<b>2 A. CARRASCO</b>	ESP	ETG Racing	Kawasaki Ninja 300	1'56.715	<b>1'56.122</b>	<b>1'56.122</b>	2.347	0.361	131,014	30
21	<b>79 C. TAYLOR</b>	GBR	MTM HS Kawasaki	Kawasaki Ninja 300	1'56.223	<b>1'56.164</b>	<b>1'56.164</b>	2.389	0.042	130,967	27
22	<b>84 M. CARONERA</b>	ITA	SK Racing	Yamaha YZF-R3	1'57.174	<b>1'56.356</b>	<b>1'56.356</b>	2.581	0.192	130,750	25
23	<b>130 R. FERREIRA</b>	BRA	Kallio Racing	Yamaha YZF-R3	1'57.445	<b>1'56.619</b>	<b>1'56.619</b>	2.844	0.263	130,456	22
24	<b>56 N. BERNABÈ</b>	ITA	GP Project Team	Kawasaki Ninja 300	1'58.512	<b>1'56.683</b>	<b>1'56.683</b>	2.908	0.064	130,384	25
25	<b>35 A. TRIGLIA</b>	ITA	Scuderia Maranga Racing	Honda CBR500R	1'57.997	<b>1'56.693</b>	<b>1'56.693</b>	2.918	0.010	130,373	28
26	<b>87 A. LICCIARDI</b>	BEL	Team Trasimeno	Yamaha YZF-R3	<b>1'56.703</b>	1'57.044	<b>1'56.703</b>	2.928	0.010	130,362	25
27	<b>121 K. PATOVA</b>	FIN	Kallio Racing	Yamaha YZF-R3	1'58.691	<b>1'56.808</b>	<b>1'56.808</b>	3.033	0.105	130,245	28
28	<b>17 G. NODERER</b>	GER	Scuderia Maranga Racing	Honda CBR500R	1'57.592	<b>1'56.839</b>	<b>1'56.839</b>	3.064	0.031	130,210	26
29	<b>53 V. GRIMOUX</b>	FRA	Team Toth	Yamaha YZF-R3	1'57.699	<b>1'57.251</b>	<b>1'57.251</b>	3.476	0.412	129,752	29
30	<b>49 M. CARUSI</b>	ITA	3570 Made in CIV	Kawasaki Ninja 300	<b>1'57.364</b>	1'58.050	<b>1'57.364</b>	3.589	0.113	129,627	17
31	<b>64 A. PAK</b>	TUR	Kawasaki Puccetti Racing	Kawasaki Ninja 300	1'59.751	<b>1'57.595</b>	<b>1'57.595</b>	3.820	0.231	129,373	27
32	<b>62 J. SCHULTZ</b>	RSA	DDM by BWG_Bike & Motor RT_Grimaldi	Kawasaki Ninja 300	<b>1'57.949</b>	1'58.232	<b>1'57.949</b>	4.174	0.354	128,985	20
33	<b>19 E. ROVELLI</b>	ITA	ParkinGO DS Junior Team	Yamaha YZF-R3	1'58.612	<b>1'58.240</b>	<b>1'58.240</b>	4.465	0.291	128,667	26
34	<b>9 R. DOORAKKERS</b>	NED	MVR Racing	Yamaha YZF-R3		<b>1'58.247</b>	<b>1'58.247</b>	4.472	0.007	128,660	14
35	<b>26 L. HOPKINS</b>	GBR	Hopkins Racing	Kawasaki Ninja 300	2'02.367	<b>1'58.783</b>	<b>1'58.783</b>	5.008	0.536	128,079	21
36	<b>21 A. BIDDLE</b>	NZL	Sourz Foods - Benjan Racing	Kawasaki Ninja 300	2'00.213	<b>1'58.917</b>	<b>1'58.917</b>	5.142	0.134	127,935	23
37	<b>7 N. SETTIMO</b>	ITA	Bierreti By 2R	Yamaha YZF-R3	<b>1'59.089</b>	1'59.382	<b>1'59.089</b>	5.314	0.172	127,750	27
38	<b>11 N. CUPAIOLI</b>	ITA	3ENNE#Racing	Yamaha YZF-R3	2'01.840	<b>1'59.461</b>	<b>1'59.461</b>	5.686	0.372	127,352	25

16/06/2017

These data/results cannot be reproduced, stored and/or transmitted in whole or in part by any manner of electronic, mechanical, photocopying, recording, broadcasting or otherwise now known or herein after developed without the previous express consent by the copyright owner, except for reproduction in daily press and regular printed publications on sale to the public within 60 days of the event related to those data/results and always provided that copyright symbol appears together as follows below.

© DORNA WSBK ORGANIZATION Srl 2017

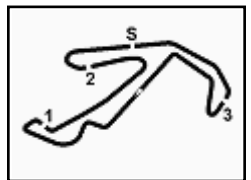
FICR PERUGIA TIMING



Official Tyre Supplier



Official Timekeeper


**Riviera di Rimini Round, 16-17-18 June 2017**
**World Supersport 300 - Results Free Practice 2nd Session**

Misano Circuit Sic 58 4.226 m

1 / 2

No.	Rider	Nat	Team	Bike	Time	Gap	Rel.	Laps	Speed	
									Avg	Max
1	15 A. COPPOLA	ITA	SK Racing	Yamaha YZF-R3	<b>1'53.775</b>			11	133,717	<b>171,4</b>
2	88 M. PEREZ	ESP	WILSport Racedays	Honda CBR500R	<b>1'54.031</b>	0.256	0.256	12	133,416	<b>169,8</b>
3	41 M. GARCIA	ESP	Halcourier Racing	Yamaha YZF-R3	<b>1'54.193</b>	0.418	0.162	14	133,227	<b>173,9</b>
4	95 G. DE GRUTTOLA	ITA	SK Racing	Yamaha YZF-R3	<b>1'54.234</b>	0.459	0.041	11	133,179	<b>168,0</b>
5	25 B. SÁNCHEZ	ESP	Halcourier Racing	Yamaha YZF-R3	<b>1'54.313</b>	0.538	0.079	14	133,087	<b>170,9</b>
6	91 L. BERNARDI	RSM	MotorZenit	Yamaha YZF-R3	<b>1'54.373</b>	0.598	0.060	12	133,017	<b>171,2</b>
7	20 D. LOUREIRO	RSA	DS Junior Team	Yamaha YZF-R3	<b>1'54.450</b>	0.675	0.077	14	132,928	<b>169,8</b>
8	6 R. SCHOTMAN	NED	GRT Yamaha WorldSSP300 Team	Yamaha YZF-R3	<b>1'54.463</b>	0.688	0.013	13	132,913	<b>174,5</b>
9	80 A. PONTONE	ITA	IODARacing	Yamaha YZF-R3	<b>1'54.597</b>	0.822	0.134	13	132,757	<b>171,4</b>
10	33 D. VALLE	ESP	Halcourier Racing	Yamaha YZF-R3	<b>1'54.666</b>	0.891	0.069	14	132,678	<b>173,4</b>
11	22 M. KALININ	UKR	Team MOTOXRACING	Yamaha YZF-R3	<b>1'54.797</b>	1.022	0.131	14	132,526	<b>173,1</b>
12	28 P. GIACOMINI	ITA	Terra e Moto	Yamaha YZF-R3	<b>1'54.799</b>	1.024	0.002	13	132,524	<b>169,5</b>
13	75 S. DEROUE	NED	MTM HS Kawasaki	Kawasaki Ninja 300	<b>1'55.005</b>	1.230	0.206	14	132,286	<b>170,3</b>
14	14 E. DE LA VEGA	FRA	GRT Yamaha WorldSSP300 Team	Yamaha YZF-R3	<b>1'55.089</b>	1.314	0.084	14	132,190	<b>166,7</b>
15	27 F. ROVELLI	ITA	ParkinGO DS Junior Team	Yamaha YZF-R3	<b>1'55.091</b>	1.316	0.002	13	132,188	<b>169,3</b>
16	18 A. MURLEY	GBR	Team Toth	Yamaha YZF-R3	<b>1'55.189</b>	1.414	0.098	12	132,075	<b>172,0</b>
17	23 M. BASTIANELLI	ITA	3570 Made in CIV	Kawasaki Ninja 300	<b>1'55.704</b>	1.929	0.515	12	131,487	<b>173,1</b>
18	12 A. RUSMIPUTRO	INA	Pertamina Almeria Racing Team	Yamaha YZF-R3	<b>1'55.724</b>	1.949	0.020	13	131,465	<b>172,2</b>
19	13 J. FACCO	ITA	Bierreti By 2R	Yamaha YZF-R3	<b>1'55.761</b>	1.986	0.037	14	131,422	<b>173,1</b>
20	2 A. CARRASCO	ESP	ETG Racing	Kawasaki Ninja 300	<b>1'56.122</b>	2.347	0.361	15	131,014	<b>172,5</b>
21	79 C. TAYLOR	GBR	MTM HS Kawasaki	Kawasaki Ninja 300	<b>1'56.164</b>	2.389	0.042	14	130,967	<b>170,6</b>
22	84 M. CARBONERA	ITA	SK Racing	Yamaha YZF-R3	<b>1'56.356</b>	2.581	0.192	12	130,750	<b>166,4</b>
23	130 R. FERREIRA	BRA	Kallio Racing	Yamaha YZF-R3	<b>1'56.619</b>	2.844	0.263	8	130,456	<b>168,0</b>
24	56 N. BERNABÈ	ITA	GP Project Team	Kawasaki Ninja 300	<b>1'56.683</b>	2.908	0.064	12	130,384	<b>164,4</b>
25	35 A. TRIGLIA	ITA	Scuderia Maranga Racing	Honda CBR500R	<b>1'56.693</b>	2.918	0.010	14	130,373	<b>165,9</b>
26	121 K. PATOVA	FIN	Kallio Racing	Yamaha YZF-R3	<b>1'56.808</b>	3.033	0.115	14	130,245	<b>167,4</b>
27	17 G. NODERER	GER	Scuderia Maranga Racing	Honda CBR500R	<b>1'56.839</b>	3.064	0.031	13	130,210	<b>162,4</b>
28	87 A. LICCIARDI	BEL	Team Trasimeno	Yamaha YZF-R3	<b>1'57.044</b>	3.269	0.205	12	129,982	<b>167,2</b>
29	53 V. GRIMOUX	FRA	Team Toth	Yamaha YZF-R3	<b>1'57.251</b>	3.476	0.207	14	129,752	<b>164,9</b>
30	64 A. PAK	TUR	Kawasaki Puccetti Racing	Kawasaki Ninja 300	<b>1'57.595</b>	3.820	0.344	14	129,373	<b>165,1</b>
31	49 M. CARUSI	ITA	3570 Made in CIV	Kawasaki Ninja 300	<b>1'58.050</b>	4.275	0.455	5	128,874	<b>164,9</b>
32	62 J. SCHULTZ	RSA	DDM by BWG_Bike & Motor RT_Grimaldi	Kawasaki Ninja 300	<b>1'58.232</b>	4.457	0.182	8	128,676	<b>165,9</b>
33	19 E. ROVELLI	ITA	ParkinGO DS Junior Team	Yamaha YZF-R3	<b>1'58.240</b>	4.465	0.008	12	128,667	<b>163,6</b>
34	9 R. DOORAKKERS	NED	MVR Racing	Yamaha YZF-R3	<b>1'58.247</b>	4.472	0.007	14	128,660	<b>161,0</b>
35	26 L. HOPKINS	GBR	Hopkins Racing	Kawasaki Ninja 300	<b>1'58.783</b>	5.008	0.536	11	128,079	<b>168,0</b>
36	21 A. BIDDLE	NZL	Sourz Foods - Benjan Racing	Kawasaki Ninja 300	<b>1'58.917</b>	5.142	0.134	11	127,935	<b>164,4</b>
37	7 N. SETTIMO	ITA	Bierreti By 2R	Yamaha YZF-R3	<b>1'59.382</b>	5.607	0.465	13	127,436	<b>171,4</b>
38	11 N. CUPAIOLI	ITA	3ENNE#Racing	Yamaha YZF-R3	<b>1'59.461</b>	5.686	0.079	12	127,352	<b>166,7</b>

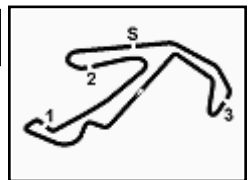
Qualifying Lap Time (107% of 1'53.775): 2'01.740

AIR	Humidity:	49%	Temp:	30°C
TRACK	Condition:	Dry	Temp:	45°C

Start 16/06/2017 17:00 End 17:32 The results are provisional until the end of the time limit for protests and appeals and the completion of the technical checks.

These data/results cannot be reproduced, stored and/or transmitted in whole or in part by any manner of electronic, mechanical, photocopying, recording, broadcasting or otherwise now known or herein after developed without the previous express consent by the copyright owner, except for reproduction in daily press and regular printed publications on sale to the public within 60 days of the event related to those data/results and always provided that copyright symbol appears together as follows below.

© DORNA WSBK ORGANIZATION Srl 2017



## Riviera di Rimini Round, 16-17-18 June 2017

### World Supersport 300 - Results Free Practice 2nd Session

 Misano Circuit Sic 58 4.226 m  
 2 / 2

#### Session Highlights

Local Time	No. Rider	Description
17.00.00		Start
17.07.13	49 M. CARUSI	Crashed - Turn 1
17.07.55	35 A. TRIGLIA	Lap Cancelled - Exceeded Track Limits - Turn 6
17.08.29	14 E. DE LA VEGA	Lap Cancelled - Exceeded Track Limits - Turn 6
17.10.09	28 P. GIACOMINI	Lap Cancelled (1'57.235) - Exceeded Track Limits - Turn 1
17.15.04	121 K. PATOVA	Lap Cancelled (2'09.480) - Exceeded Track Limits - Turn 16
17.18.31	14 E. DE LA VEGA	Lap Cancelled (1'55.960) - Exceeded Track Limits - Turn 16
17.18.51	130 R. FERREIRA	Crashed - Turn 2
17.20.46	41 M. GARCIA	Lap Cancelled (1'54.493) - Exceeded Track Limits - Turn 16
17.21.04	12 A. RUSMIPUTRO	Lap Cancelled - Exceeded Track Limits - Turn 6
17.21.10	7 N. SETTIMO	Lap Cancelled - Exceeded Track Limits - Turn 6
17.21.21	130 R. FERREIRA	Re-joined
17.26.18	62 J. SCHULTZ	Crashed - Turn 14
17.26.41	6 R. SCHOTMAN	Lap Cancelled (2'09.021) - Exceeded Track Limits - Turn 16
17.26.45	62 J. SCHULTZ	Re-joined
17.27.39	35 A. TRIGLIA	Lap Cancelled - Exceeded Track Limits - Turn 6
17.28.27	14 E. DE LA VEGA	Lap Cancelled (1'55.793) - Exceeded Track Limits - Turn 16
17.32.16	49 M. CARUSI	Crashed - Turn 16
17.32.29		End Of Session

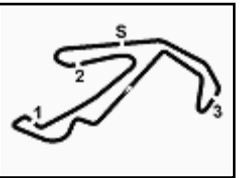
#### Fastest Laps Sequence

No.	Rider	Nat	Team	Bike	Local Time	Time	Gap	Avg
18	A. MURLEY	GBR	Team Toth	Yamaha YZF-R3	17:04'12.793	<b>1'59.356</b>		127,464
6	R. SCHOTMAN	NED	GRT Yamaha WorldSSP300 Team	Yamaha YZF-R3	17:04'21.710	<b>1'57.471</b>	-1.885	129,509
20	D. LOUREIRO	RSA	DS Junior Team	Yamaha YZF-R3	17:04'37.946	<b>1'55.847</b>	-1.624	131,325
6	R. SCHOTMAN	NED	GRT Yamaha WorldSSP300 Team	Yamaha YZF-R3	17:06'17.522	<b>1'55.812</b>	-0.035	131,365
14	E. DE LA VEGA	FRA	GRT Yamaha WorldSSP300 Team	Yamaha YZF-R3	17:06'17.683	<b>1'55.657</b>	-0.155	131,541
41	M. GARCIA	ESP	Halcourier Racing	Yamaha YZF-R3	17:06'39.030	<b>1'55.457</b>	-0.200	131,769
15	A. COPPOLA	ITA	SK Racing	Yamaha YZF-R3	17:07'22.458	<b>1'54.757</b>	-0.700	132,572
15	A. COPPOLA	ITA	SK Racing	Yamaha YZF-R3	17:09'17.058	<b>1'54.600</b>	-0.157	132,754
15	A. COPPOLA	ITA	SK Racing	Yamaha YZF-R3	17:11'10.833	<b>1'53.775</b>	-0.825	133,717

Start 17:00 End 17:32 The results are provisional until the end of the time limit for protests and appeals and the completion of the technical checks.

These data/results cannot be reproduced, stored and/or transmitted in whole or in part by any manner of electronic, mechanical, photocopying, recording, broadcasting or otherwise now known or herein after developed without the previous express consent by the copyright owner, except for reproduction in daily press and regular printed publications on sale to the public within 60 days of the event related to those data/results and always provided that copyright symbol appears together as follows below.

© DORNA WSBK ORGANIZATION Srl 2017



## Riviera di Rimini Round, 16-17-18 June 2017

### World Supersport 300 - Best Sector & Speed Free Practice 2nd Session

Misano Circuit Sic 58 4.226 m

#### BEST LAP

1	15 A. COPPOLA	Yamaha YZF-R3	1'53.775
2	88 M. PEREZ	Honda CBR500R	1'54.031
3	41 M. GARCIA	Yamaha YZF-R3	1'54.193
4	95 G. DE GRUTTOLA	Yamaha YZF-R3	1'54.234
5	25 B. SANCHEZ	Yamaha YZF-R3	1'54.313
6	91 L. BERNARDI	Yamaha YZF-R3	1'54.373
7	20 D. LOUREIRO	Yamaha YZF-R3	1'54.450
8	6 R. SCHOTMAN	Yamaha YZF-R3	1'54.463
9	80 A. PONTONE	Yamaha YZF-R3	1'54.597
10	33 D. VALLE	Yamaha YZF-R3	1'54.666
11	22 M. KALININ	Yamaha YZF-R3	1'54.797
12	28 P. GIACOMINI	Yamaha YZF-R3	1'54.799
13	75 S. DEROUE	Kawasaki Ninja 300	1'55.005
14	14 E. DE LA VEGA	Yamaha YZF-R3	1'55.089
15	27 F. ROVELLI	Yamaha YZF-R3	1'55.091
16	18 A. MURLEY	Yamaha YZF-R3	1'55.189
17	23 M. BASTIANELLI	Kawasaki Ninja 300	1'55.704
18	12 A. RUSMIPUTRO	Yamaha YZF-R3	1'55.724
19	13 J. FACCO	Yamaha YZF-R3	1'55.761
20	2 A. CARRASCO	Kawasaki Ninja 300	1'56.122
21	79 C. TAYLOR	Kawasaki Ninja 300	1'56.164
22	84 M. CARBONERA	Yamaha YZF-R3	1'56.356
23	130 R. FERREIRA	Yamaha YZF-R3	1'56.619
24	56 N. BERNABE	Kawasaki Ninja 300	1'56.683
25	35 A. TRIGLIA	Honda CBR500R	1'56.693
26	121 K. PATOVA	Yamaha YZF-R3	1'56.808
27	17 G. NODERER	Honda CBR500R	1'56.839
28	87 A. LICCIARDI	Yamaha YZF-R3	1'57.044
29	53 V. GRIMOUX	Yamaha YZF-R3	1'57.251
30	64 A. PAK	Kawasaki Ninja 300	1'57.595
31	49 M. CARUSI	Kawasaki Ninja 300	1'58.050
32	62 J. SCHULTZ	Kawasaki Ninja 300	1'58.232
33	19 E. ROVELLI	Yamaha YZF-R3	1'58.240
34	9 R. DOORAKKERS	Yamaha YZF-R3	1'58.247
35	26 L. HOPKINS	Kawasaki Ninja 300	1'58.783
36	21 A. BIDDLE	Kawasaki Ninja 300	1'58.917
37	7 N. SETTIMO	Yamaha YZF-R3	1'59.382
38	11 N. CUPAIOLI	Yamaha YZF-R3	1'59.461

#### SPEED

1	6 R. SCHOTMAN	Yamaha YZF-R3	174.5
2	41 M. GARCIA	Yamaha YZF-R3	173.9
3	33 D. VALLE	Yamaha YZF-R3	173.4
4	13 J. FACCO	Yamaha YZF-R3	173.1
5	23 M. BASTIANELLI	Kawasaki Ninja 300	173.1
6	22 M. KALININ	Yamaha YZF-R3	173.1
7	2 A. CARRASCO	Kawasaki Ninja 300	172.5
8	12 A. RUSMIPUTRO	Yamaha YZF-R3	172.2
9	18 A. MURLEY	Yamaha YZF-R3	172.0
10	80 A. PONTONE	Yamaha YZF-R3	171.4
11	15 A. COPPOLA	Yamaha YZF-R3	171.4
12	7 N. SETTIMO	Yamaha YZF-R3	171.4
13	91 L. BERNARDI	Yamaha YZF-R3	171.2
14	25 B. SANCHEZ	Yamaha YZF-R3	170.9
15	79 C. TAYLOR	Kawasaki Ninja 300	170.6
16	75 S. DEROUE	Kawasaki Ninja 300	170.3
17	88 M. PEREZ	Honda CBR500R	169.8
18	20 D. LOUREIRO	Yamaha YZF-R3	169.8
19	28 P. GIACOMINI	Yamaha YZF-R3	169.5
20	27 F. ROVELLI	Yamaha YZF-R3	169.3
21	95 G. DE GRUTTOLA	Yamaha YZF-R3	168.0
22	130 R. FERREIRA	Yamaha YZF-R3	168.0
23	26 L. HOPKINS	Kawasaki Ninja 300	168.0
24	121 K. PATOVA	Yamaha YZF-R3	167.4
25	87 A. LICCIARDI	Yamaha YZF-R3	167.2
26	11 N. CUPAIOLI	Yamaha YZF-R3	166.7
27	14 E. DE LA VEGA	Yamaha YZF-R3	166.7
28	84 M. CARBONERA	Yamaha YZF-R3	166.4
29	62 J. SCHULTZ	Kawasaki Ninja 300	165.9
30	35 A. TRIGLIA	Honda CBR500R	165.9
31	64 A. PAK	Kawasaki Ninja 300	165.1
32	53 V. GRIMOUX	Yamaha YZF-R3	164.9
33	49 M. CARUSI	Kawasaki Ninja 300	164.9
34	21 A. BIDDLE	Kawasaki Ninja 300	164.4
35	56 N. BERNABE	Kawasaki Ninja 300	164.4
36	19 E. ROVELLI	Yamaha YZF-R3	163.6
37	17 G. NODERER	Honda CBR500R	162.4
38	9 R. DOORAKKERS	Yamaha YZF-R3	161.0

SEG. 1			SEG. 2			SEG. 3			SEG. 4			SEG. 5		
1	20 D. LOUREIRO	28.975	1	15 A. COPPOLA	26.938	1	41 M. GARCIA	16.462	1	15 A. COPPOLA	15.656	1	33 D. VALLE	25.018
2	41 M. GARCIA	28.990	2	6 R. SCHOTMAN	26.967	2	25 B. SANCHEZ	16.535	2	75 S. DEROUE	15.680	2	41 M. GARCIA	25.025
3	33 D. VALLE	29.021	3	28 P. GIACOMINI	27.050	3	33 D. VALLE	16.559	3	20 D. LOUREIRO	15.704	3	20 D. LOUREIRO	25.063
4	88 M. PEREZ	29.048	4	88 M. PEREZ	27.077	4	27 F. ROVELLI	16.596	4	80 A. PONTONE	15.742	4	88 M. PEREZ	25.066
5	15 A. COPPOLA	29.072	5	95 G. DE GRUTTOL	27.122	5	15 A. COPPOLA	16.628	5	27 F. ROVELLI	15.784	5	91 L. BERNARDI	25.068
6	25 B. SANCHEZ	29.157	6	18 A. MURLEY	27.142	6	91 L. BERNARDI	16.716	6	95 G. DE GRUTTOL	15.797	6	25 B. SANCHEZ	25.079
7	6 R. SCHOTMAN	29.221	7	75 S. DEROUE	27.198	7	6 R. SCHOTMAN	16.736	7	2 A. CARRASCO	15.803	7	95 G. DE GRUTTOL	25.085
8	95 G. DE GRUTTOL	29.271	8	91 L. BERNARDI	27.201	8	22 M. KALININ	16.740	8	88 M. PEREZ	15.819	8	80 A. PONTONE	25.109
9	91 L. BERNARDI	29.273	9	41 M. GARCIA	27.203	9	14 E. DE LA VEGA	16.768	9	12 A. RUSMIPUTRO	15.822	9	15 A. COPPOLA	25.129
10	14 E. DE LA VEGA	29.317	10	22 M. KALININ	27.224	10	95 G. DE GRUTTOL	16.800	10	23 M. BASTIANELLI	15.829	10	14 E. DE LA VEGA	25.138
11	22 M. KALININ	29.336	11	25 B. SANCHEZ	27.243	11	12 A. RUSMIPUTRO	16.807	11	91 L. BERNARDI	15.831	11	28 P. GIACOMINI	25.160
12	2 A. CARRASCO	29.336	12	33 D. VALLE	27.261	12	13 J. FACCO	16.807	12	41 M. GARCIA	15.844	12	22 M. KALININ	25.215
13	80 A. PONTONE	29.343	13	20 D. LOUREIRO	27.269	13	80 A. PONTONE	16.823	13	22 M. KALININ	15.852	13	79 C. TAYLOR	25.296
14	18 A. MURLEY	29.370	14	2 A. CARRASCO	27.402	14	88 M. PEREZ	16.858	14	25 B. SANCHEZ	15.929	14	6 R. SCHOTMAN	25.297
15	28 P. GIACOMINI	29.383	15	14 E. DE LA VEGA	27.417	15	18 A. MURLEY	16.874	15	13 J. FACCO	15.932	15	27 F. ROVELLI	25.317
16	75 S. DEROUE	29.419	16	80 A. PONTONE	27.460	16	79 C. TAYLOR	16.885	16	79 C. TAYLOR	15.933	16	18 A. MURLEY	25.334
17	27 F. ROVELLI	29.441	17	13 J. FACCO	27.503	17	28 P. GIACOMINI	16.887	17	18 A. MURLEY	15.955	17	75 S. DEROUE	25.340
18	17 G. NODERER	29.529	18	23 M. BASTIANELLI	27.535	18	20 D. LOUREIRO	16.921	18	6 R. SCHOTMAN	15.990	18	23 M. BASTIANELLI	25.355
19	13 J. FACCO	29.534	19	79 C. TAYLOR	27.536	19	75 S. DEROUE	16.933	19	14 E. DE LA VEGA	16.071	19	2 A. CARRASCO	25.363
20	12 A. RUSMIPUTRO	29.591	20	87 A. LICCIARDI	27.610	20	2 A. CARRASCO	16.939	20	121 K. PATOVA	16.072	20	130 R. FERREIRA	25.447
21	84 M. CARBONERA	29.612	21	17 G. NODERER	27.611	21	35 A. TRIGLIA	16.959	21	84 M. CARBONERA	16.093	21	56 N. BERNABE	25.453
22	53 V. GRIMOUX	29.628	22	27 F. ROVELLI	27.644	22	23 M. BASTIANELLI	16.972	22	130 R. FERREIRA	16.108	22	12 A. RUSMIPUTRO	25.482
23	23 M. BASTIANELLI	29.652	23	121 K. PATOVA	27.675	23	87 A. LICCIARDI	16.988	23	33 D. VALLE	16.126	23	13 J. FACCO	25.525
24	79 C. TAYLOR	29.659	24	12 A. RUSMIPUTRO	27.694	24	130 R. FERREIRA	17.000	24	11 N. CUPAIOLI	16.133	24	49 M. CARUSI	25.544
25	121 K. PATOVA	29.738	25	56 N. BERNABE	27.741	25	121 K. PATOVA	17.011	25	28 P. GIACOMINI	16.182	25	84 M. CARBONERA	25.569
26	56 N. BERNABE	29.809	26	35 A. TRIGLIA	27.776	26	56 N. BERNABE	17.026	26	56 N. BERNABE	16.215	26	121 K. PATOVA	25.582
27	9 R. DOORAKKER	29.889	27	130 R. FERREIRA	27.795	27	84 M. CARBONERA	17.049	27	53 V. GRIMOUX	16.250	27	17 G. NODERER	25.597
28	130 R. FERREIRA	29.931	28	64 A. PAK	27.844	28	26 L. HOPKINS	17.059	28	7 N. SETTIMO	16.255	28	53 V. GRIMOUX	25.677
29	35 A. TRIGLIA	29.939	29	84 M. CARBONERA	27.862	29	53 V. GRIMOUX	17.125	29	35 A. TRIGLIA	16.265	29	35 A. TRIGLIA	25.679
30	64 A. PAK	29.966	30	19 E. ROVELLI	27.995	30	7 N. SETTIMO	17.185	30	19 E. ROVELLI	16.310	30	87 A. LICCIARDI	25.691
31	62 J. SCHULTZ	29.975	31	62 J. SCHULTZ	28.089	31	64 A. PAK	17.194	31	87 A. LICCIARDI	16.339	31	62 J. SCHULTZ	25.790
32	87 A. LICCIARDI	29.992	32	53 V. GRIMOUX	28.168	32	17 G. NODERER	17.197	32	64 A. PAK	16.344	32	64 A. PAK	25.790
33	49 M. CARUSI	30.142	33	49 M. CARUSI	28.183	33	62 J. SCHULTZ	17.231	33	49 M. CARUSI	16.380	33	9 R. DOORAKKER	25.836
34	19 E. ROVELLI	30.197	34	21 A. BIDDLE	28.200	34	9 R. DOORAKKER	17.235	34	9 R. DOORAKKER	16.414	34	21 A. BIDDLE	25.991
35	26 L. HOPKINS	30.402	35	9 R. DOORAKKER	28.386	35	19 E. ROVELLI	17.267	35	17 G. NODERER	16.424	35	7 N. SETTIMO	26.000
36	21 A. BIDDLE	30.483	36	26 L. HOPKINS	28.501	36	49 M. CARUSI	17.278	36	21 A. BIDDLE	16.470	36	19 E. ROVELLI	26.116
37	11 N. CUPAIOLI	30.563	37	7 N. SETTIMO	28.522	37	21 A. BIDDLE	17.355	37	26 L. HOPKINS	16.493	37	11 N. CUPAIOLI	26.120
38	7 N. SETTIMO	30.594	38	11 N. CUPAIOLI	28.547	38	11 N. CUPAIOLI	17.371	38	62 J. SCHULTZ	16.540	38	26 L. HOPKINS	26.202

16/06/2017

These data/results cannot be reproduced, stored and/or transmitted in whole or in part by any manner of electronic, mechanical, photocopying, recording, broadcasting or otherwise now known or herein after developed without the previous express consent by the copyright owner, except for reproduction in daily press and regular printed publications on sale to the public within 60 days of the event related to those data/results and always provided that copyright symbol appears together as follows below.

© DORNA WSBK ORGANIZATION Srl 2017

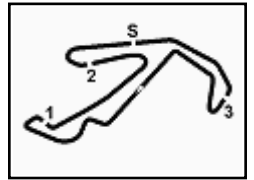
FICR PERUGIA TIMING



Official Tyre Supplier



Official Timekeeper



## Riviera di Rimini Round, 16-17-18 June 2017

### World Supersport 300 - Ideal Times Free Practice 2nd Session

Misano Circuit Sic 58 4.226 m  
1 / 2

No.	Rider	Nat	Bike	Seg. 1	Seg. 2	Seg. 3	Seg. 4	Seg. 5	Ideal Time		
				Diff. 1	Diff. 2	Diff. 3	Diff. 4	Diff. 5	Best Lap	Pos.	Diff.
1	15 A. COPPOLA	ITA	Yamaha YZF-R3	29.072	<b>26.938</b> 0.187	16.628 0.006	<b>15.656</b> 0.077	25.129 0.082	<b>1'53.423</b> 1'53.775	1	0.352
2	41 M. GARCIA	ESP	Yamaha YZF-R3	28.990 0.349	27.203	<b>16.462</b> 0.164	15.844 0.156	25.025	<b>1'53.524</b> 1'54.193	3	0.669
3	88 M. PEREZ	ESP	Honda CBR500R	29.048	27.077 0.035	16.858 0.067	15.819 0.045	25.066 0.016	<b>1'53.868</b> 1'54.031	2	0.163
4	20 D. LOUREIRO	RSA	Yamaha YZF-R3	<b>28.975</b> 0.518	27.269	16.921	15.704	25.063	<b>1'53.932</b> 1'54.450	7	0.518
5	25 B. SÁNCHEZ	ESP	Yamaha YZF-R3	29.157	27.243 0.265	16.535	15.929 0.105	25.079	<b>1'53.943</b> 1'54.313	5	0.370
6	33 D. VALLE	ESP	Yamaha YZF-R3	29.021 0.350	27.261 0.240	16.559 0.091	16.126	<b>25.018</b>	<b>1'53.985</b> 1'54.666	10	0.681
7	95 G. DE GRUTTOLA	ITA	Yamaha YZF-R3	29.271	27.122	16.800 0.017	15.797	25.085 0.142	<b>1'54.075</b> 1'54.234	4	0.159
8	91 L. BERNARDI	RSM	Yamaha YZF-R3	29.273 0.155	27.201	16.716	15.831 0.129	25.068	<b>1'54.089</b> 1'54.373	6	0.284
9	6 R. SCHOTMAN	NED	Yamaha YZF-R3	29.221 0.112	26.967	16.736 0.072	15.990 0.068	25.297	<b>1'54.211</b> 1'54.463	8	0.252
10	22 M. KALININ	UKR	Yamaha YZF-R3	29.336	27.224	16.740 0.100	15.852	25.215 0.330	<b>1'54.367</b> 1'54.797	11	0.430
11	80 A. PONTONE	ITA	Yamaha YZF-R3	29.343	27.460	16.823 0.120	15.742	25.109	<b>1'54.477</b> 1'54.597	9	0.120
12	75 S. DEROUE	NED	Kawasaki Ninja 300	29.419	27.198 0.175	16.933 0.031	15.680 0.229	25.340	<b>1'54.570</b> 1'55.005	13	0.435
13	28 P. GIACOMINI	ITA	Yamaha YZF-R3	29.383	27.050	16.887	16.182	25.160 0.137	<b>1'54.662</b> 1'54.799	12	0.137
14	18 A. MURLEY	GBR	Yamaha YZF-R3	29.370 0.253	27.142 0.127	16.874 0.134	15.955	25.334	<b>1'54.675</b> 1'55.189	16	0.514
15	14 E. DE LA VEGA	FRA	Yamaha YZF-R3	29.317 0.056	27.417 0.104	16.768 0.101	16.071 0.056	25.138 0.061	<b>1'54.711</b> 1'55.089	14	0.378
16	27 F. ROVELLI	ITA	Yamaha YZF-R3	29.441	27.644	16.596 0.152	15.784 0.110	25.317 0.047	<b>1'54.782</b> 1'55.091	15	0.309
17	2 A. CARRASCO	ESP	Kawasaki Ninja 300	29.336	27.402	16.939 0.095	15.803	25.363 1.184	<b>1'54.843</b> 1'56.122	20	1.279
18	13 J. FACCO	ITA	Yamaha YZF-R3	29.534 0.241	27.503 0.006	16.807 0.027	15.932 0.074	25.525 0.112	<b>1'55.301</b> 1'55.761	19	0.460
19	79 C. TAYLOR	GBR	Kawasaki Ninja 300	29.659 0.117	27.536	16.885 0.090	15.933 0.195	25.296 0.453	<b>1'55.309</b> 1'56.164	21	0.855
20	23 M. BASTIANELLI	ITA	Kawasaki Ninja 300	29.652	27.535	16.972	15.829	25.355 0.361	<b>1'55.343</b> 1'55.704	17	0.361
21	12 A. RUSMIPUTRO	INA	Yamaha YZF-R3	29.591	27.694	16.807	15.822 0.028	25.482 0.300	<b>1'55.396</b> 1'55.724	18	0.328
22	121 K. PATOVA	FIN	Yamaha YZF-R3	29.738 0.556	27.675	17.011 0.174	16.072	25.582	<b>1'56.078</b> 1'56.808	26	0.730
23	84 M. CARBONERA	ITA	Yamaha YZF-R3	29.612	27.862	17.049 0.098	16.093 0.065	25.569 0.008	<b>1'56.185</b> 1'56.356	22	0.171
24	56 N. BERNABÈ	ITA	Kawasaki Ninja 300	29.809 0.048	27.741 0.192	17.026 0.076	16.215 0.123	25.453	<b>1'56.244</b> 1'56.683	24	0.439
25	130 R. FERREIRA	BRA	Yamaha YZF-R3	29.931 0.338	27.795	17.000	16.108	25.447	<b>1'56.281</b> 1'56.619	23	0.338
26	17 G. NODERER	GER	Honda CBR500R	29.529 0.076	27.611	17.197	16.424	25.597 0.405	<b>1'56.358</b> 1'56.839	27	0.481
27	35 A. TRIGLIA	ITA	Honda CBR500R	29.939 0.075	27.776	16.959	16.265	25.679	<b>1'56.618</b> 1'56.693	25	0.075
28	87 A. LICCIARDI	BEL	Yamaha YZF-R3	29.992	27.610 0.147	16.988 0.046	16.339 0.188	25.691 0.043	<b>1'56.620</b> 1'57.044	28	0.424
29	53 V. GRIMOUX	FRA	Yamaha YZF-R3	29.628	28.168 0.008	17.125 0.089	16.250 0.196	25.677 0.110	<b>1'56.848</b> 1'57.251	29	0.403
30	64 A. PAK	TUR	Kawasaki Ninja 300	29.966 0.098	27.844	17.194 0.261	16.344 0.032	25.790 0.066	<b>1'57.138</b> 1'57.595	30	0.457
31	49 M. CARUSI	ITA	Kawasaki Ninja 300	30.142	28.183	17.278 0.164	16.380 0.152	25.544 0.207	<b>1'57.527</b> 1'58.050	31	0.523
32	62 J. SCHULTZ	RSA	Kawasaki Ninja 300	29.975 0.246	28.089 0.051	17.231 0.305	16.540 0.005	25.790	<b>1'57.625</b> 1'58.232	32	0.607
33	9 R. DOORAKKERS	NED	Yamaha YZF-R3	29.889 0.078	28.386	17.235 0.212	16.414 0.139	25.836 0.058	<b>1'57.760</b> 1'58.247	34	0.487

16/06/2017

These data/results cannot be reproduced, stored and/or transmitted in whole or in part by any manner of electronic, mechanical, photocopying, recording, broadcasting or otherwise now known or herein after developed without the previous express consent by the copyright owner, except for reproduction in daily press and regular printed publications on sale to the public within 60 days of the event related to those data/results and always provided that copyright symbol appears together as follows below.

© DORNA WSBK ORGANIZATION Srl 2017

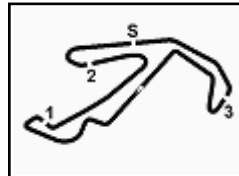
FICR PERUGIA TIMING



Official Tyre Supplier



Official Timekeeper



## Riviera di Rimini Round, 16-17-18 June 2017

### World Supersport 300 - Ideal Times Free Practice 2nd Session

Misano Circuit Sic 58 4.226 m  
2 / 2

No.	Rider	Nat	Bike	Seg. 1	Seg. 2	Seg. 3	Seg. 4	Seg. 5	Ideal Time			
				Diff. 1	Diff. 2	Diff. 3	Diff. 4	Diff. 5	Best Lap	Pos.	Diff.	
34	19 E. ROVELLI	ITA	Yamaha YZF-R3	30.197 0.236	27.995	17.267	16.310	26.116 0.119	<b>1'57.885</b>	1'58.240	33	0.355
35	21 A. BIDDLE	NZL	Kawasaki Ninja 300	30.483 0.026	28.200 0.229	17.355 0.021	16.470 0.085	25.991 0.057	<b>1'58.499</b>	1'58.917	36	0.418
36	7 N. SETTIMO	ITA	Yamaha YZF-R3	30.594 0.116	28.522 0.675	17.185 0.035	16.255	26.000	<b>1'58.556</b>	1'59.382	37	0.826
37	26 L. HOPKINS	GBR	Kawasaki Ninja 300	30.402	28.501	17.059	16.493 0.126	26.202	<b>1'58.657</b>	1'58.783	35	0.126
38	11 N. CUPAIOLI	ITA	Yamaha YZF-R3	30.563 0.180	28.547	17.371 0.233	16.133 0.314	26.120	<b>1'58.734</b>	1'59.461	38	0.727
<b>Overall Ideal Time</b>				28.975	26.938	16.462	15.656	25.018	<b>1'53.049</b>			

16/06/2017  
These data/results cannot be reproduced, stored and/or transmitted in whole or in part by any manner of electronic, mechanical, photocopying, recording, broadcasting or otherwise now known or herein after developed without the previous express consent by the copyright owner, except for reproduction in daily press and regular printed publications on sale to the public within 60 days of the event related to those data/results and always provided that copyright symbol appears together as follows below.  
© DORNA WSBK ORGANIZATION Srl 2017



# SUPERSPORT300

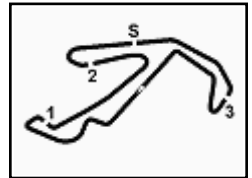
FIM WORLD CHAMPIONSHIP



3.5

WorldSSP300

116/05



## Riviera di Rimini Round, 16-17-18 June 2017

### World Supersport 300 - Chronological Analysis Free Practice 2nd Session

Misano Circuit Sic 58 4.226 m

1 / 4

#### 1° 15 A. COPPOLA (1'53.775)

Lap	Seg. 1	Seg. 2	Seg. 3	Seg. 4	Seg. 5	Lap Time	km/h	Local Time
1	2'04.070	28.240	17.163	16.296	25.976	3'31.745 P	163.1	17:01'55.956
2	29.513	27.254	16.773	15.768	25.449	1'54.757	168.5	17:05'27.701
3	29.326	27.362	16.704	15.875	25.333	1'54.600	167.4	17:07'22.458
4	29.072	27.125	16.634	15.733	25.211	1'53.775	168.8	17:09'17.058
5	29.450	26.991	16.628	15.662	25.129	1'53.860	169.8	17:11'10.833
6	33.402	31.290	25.351	25.178	39.294	2'34.515	94.0	17:13'04.693
7	29.716	29.618	17.024	16.395	37.193	2'09.946 P	168.8	17:15'39.208
8	4'27.992	28.875	21.938	22.384	38.339	6'19.528 P	111.3	17:17'49.154
9	29.562	27.201	16.705	15.969	35.684	2'05.121	171.4	17:20'08.682
10	30.365	27.209	16.926	15.907	26.404	1'56.811	169.0	17:22'18.803
11	29.277	26.938	16.644	15.656	25.694	1'54.209	170.1	17:28'10.614
12								17:30'04.823

#### 2° 88 M. PEREZ (1'54.031)

Lap	Seg. 1	Seg. 2	Seg. 3	Seg. 4	Seg. 5	Lap Time	km/h	Local Time
1	1'02.697	30.086	17.650	22.464	37.287	2'30.628 P	165.9	17:02'51.650
2	29.728	27.730	17.129	16.056	25.412	1'56.055	166.2	17:05'22.278
3	29.473	27.416	17.003	16.006	25.264	1'55.162	166.4	17:07'18.333
4	29.279	27.181	17.029	15.934	25.580	1'55.003	166.9	17:09'13.495
5	29.264	27.407	17.126	16.043	29.813	1'59.653	166.2	17:11'08.498
6	29.318	27.407	17.126	16.043	29.813	1'59.653	166.2	17:13'08.151
7	29.356	27.186	16.858	15.819	25.204	1'54.423	169.8	17:15'41.714
8	32.792	30.304	17.370	16.375	36.134	2'12.975 P	165.4	17:17'36.137
9	3'10.965	36.922	21.346	23.191	30.691	5'03.115 P	124.6	17:19'49.112
10	29.436	27.077	16.935	15.892	25.142	1'54.482	166.9	17:24'52.227
11	29.048	27.112	16.925	15.864	25.082	1'54.031	167.2	17:26'46.709
12	29.057	27.255	16.880	15.941	25.066	1'54.199	167.2	17:28'40.740
13								17:30'34.939

#### 3° 41 M. GARCIA (1'54.193)

Lap	Seg. 1	Seg. 2	Seg. 3	Seg. 4	Seg. 5	Lap Time	km/h	Local Time
1	29.744	31.984	17.659	20.345	26.826	1'54.193	163.6	17:02'47.688
2	29.570	27.478	16.829	16.427	25.407	1'55.885	170.1	17:04'43.573
3	32.240	27.466	16.815	16.115	25.491	1'55.457	171.2	17:06'39.030
4	29.563	27.593	17.231	17.751	25.740	2'02.555	164.6	17:08'41.585
5	29.204	27.833	16.880	16.316	25.584	1'56.176	161.7	17:09'38.761
6	29.204	27.278	16.838	16.339	25.606	1'55.265	166.9	17:10'37.761
7	29.366	27.278	16.838	16.339	25.606	1'55.265	166.9	17:12'33.026
8	29.366	27.200	16.848	16.133	25.032	1'54.999	164.9	17:14'28.025
9	29.238	27.518	16.699	16.125	25.032	1'54.612	167.4	17:16'22.637
10	29.265	27.505	16.902	16.332	25.031	1'55.035	163.1	17:18'17.672
11	29.036	27.499	16.833	16.174	24.951	1'54.493 C	163.6	17:20'12.165
12	29.071	27.243	16.684	16.078	28.115	1'57.191	166.2	17:22'09.356
13	31.881	28.308	17.397	17.059	26.502	2'01.147	163.6	17:24'10.503
14	28.990	27.231	16.670	15.844	27.553	1'56.380	168.0	17:26'06.883
15	29.339	27.217	16.462	16.354	29.955	1'58.978	173.9	17:28'05.861
16		27.203	16.626	16.000	25.025	1'54.193	170.6	17:30'00.054

#### 4° 95 G. DE GRUTTOLA (1'54.234)

Lap	Seg. 1	Seg. 2	Seg. 3	Seg. 4	Seg. 5	Lap Time	km/h	Local Time
1	2'04.003	28.281	17.264	16.401	25.886	3'31.835 P	162.4	17:01'52.597
2	29.827	27.881	17.057	16.276	25.474	1'56.515	163.1	17:05'24.432
3	29.411	27.453	16.929	16.159	25.085	1'55.037	164.4	17:07'20.947
4	29.288	27.324	16.800	16.099	25.218	1'54.729	165.1	17:09'15.984
5	29.271	27.122	16.817	15.797	25.227	1'54.234	168.0	17:11'10.717
6	33.607	31.125	25.220	24.965	50.010	2'44.927 P	88.5	17:13'04.943
7	6'21.552	29.645	16.951	16.138	25.833	7'50.119 P	167.7	17:15'49.874
8	29.474	27.406	17.080	16.710	26.605	1'57.275	161.0	17:23'39.993
9	29.418	28.201	17.148	16.573	25.529	1'56.869	163.9	17:25'37.268
10	29.601	27.568	16.821	16.090	25.431	1'55.511	164.9	17:27'34.137
11	29.305	27.504	16.617	15.945	32.931	2'23.852	79.8	17:29'29.683
12								17:31'53.500

#### 5° 25 B. SÁNCHEZ (1'54.313)

Lap	Seg. 1	Seg. 2	Seg. 3	Seg. 4	Seg. 5	Lap Time	km/h	Local Time
1	30.705	30.321	18.714	17.143	27.993	1'55.414	155.4	17:02'36.175
2	34.662	28.246	17.233	16.699	26.184	1'59.067	161.4	17:04'35.242
3	29.839	28.438	17.368	17.076	26.024	2'03.568	165.6	17:06'38.810
4	36.568	27.780	16.880	16.454	25.549	1'56.502	166.9	17:08'35.312
5	29.320	27.832	16.929	16.250	25.770	2'03.349	165.4	17:10'38.661
6	29.909	27.243	16.905	16.070	25.517	1'55.055	169.0	17:12'33.716
7	29.909	28.379	16.897	16.187	25.435	1'56.807	168.8	17:14'30.523
8	29.543	27.326	16.926	16.259	26.442	1'56.496	166.2	17:16'27.019
9	29.423	27.974	17.013	16.229	28.049	1'58.688	164.9	17:18'25.707
10	29.350	27.446	17.088	16.135	25.210	1'55.229	164.9	17:20'20.936
11	29.957	28.791	17.425	16.250	25.224	1'57.647	165.4	17:22'18.583
12	29.387	27.684	16.831	16.601	25.640	1'56.143	163.9	17:24'14.726

12	29.795	29.716	16.870	16.189	25.288	1'57.858	167.7	17:26'12.584
13	29.436	27.694	16.811	15.929	25.287	1'55.157	169.8	17:28'07.741
14	29.157	27.508	16.535	16.034	25.079	1'54.313	170.9	17:30'02.054

#### 6° 91 L. BERNARDI (1'54.373)

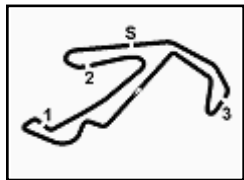
Lap	Seg. 1	Seg. 2	Seg. 3	Seg. 4	Seg. 5	Lap Time	km/h	Local Time
1	1'01.376	29.729	17.403	16.253	25.846	2'30.607 P	167.2	17:00'41.473
2	29.667	27.872	17.103	16.283	25.455	1'56.380	160.0	17:03'12.080
3	30.103	28.196	18.228	16.577	26.191	1'59.295	162.9	17:05'08.460
4	29.409	27.580	16.813	15.837	25.213	1'54.852	166.4	17:07'07.755
5	29.855	29.862	18.450	16.575	25.434	2'15.808 P	158.4	17:09'02.607
6	1'49.080	27.802	17.015	16.106	26.794	3'16.797 P	165.6	17:11'18.415
7	29.584	28.284	16.971	16.069	25.219	1'56.127	163.1	17:13'13.339
8	29.273	27.344	16.861	16.010	25.446	1'54.934	164.6	17:15'18.273
9	29.548	27.303	16.819	15.872	25.292	1'54.834	171.2	17:17'21.107
10	29.501	27.739	21.735	16.213	25.298	2'00.486	161.4	17:19'22.593
11	29.298	27.356	16.825	15.831	25.356	1'54.666	165.6	17:21'16.259
12	29.428	27.201	16.716	15.960	25.068	1'54.373	170.1	17:22'10.632

#### 7° 20 D. LOUREIRO (1'54.450)

Lap	Seg. 1	Seg. 2	Seg. 3	Seg. 4	Seg. 5	Lap Time	km/h	Local Time
1	1'05.339	29.394	17.454	17.395	26.615	2'36.197 P	161.7	17:00'05.902
2	29.818	27.677	17.186	15.989	25.177	1'55.847	165.1	17:02'42.099
3	29.643	27.804	17.035	16.280	25.184	1'55.946	162.7	17:04'37.946
4	29.271	27.668	16.938	16.166	25.372	1'55.415	163.9	17:06'33.892
5	29.579	27.846	17.184	16.306	25.345	1'56.260	162.2	17:08'33.892
6	29.318	27.499	17.009	16.163	37.592	2'07.581 P	165.1	17:10'25.567
7	2'28.132	27.532	17.018	15.756	26.306	3'54.744 P	167.4	17:12'33.148
8	29.319	28.072	16.971	16.195	25.549	1'56.106	169.8	17:14'27.892
9	29.141	27.459	16.922	16.040	25.170	1'54.732	164.6	17:16'23.998
10	29.356	27.434	17.114	16.166	25.220	1'55.290	164.4	17:18'18.730
11	32.132	30.523	17.274	16.436	25.251	2'01.616	165.1	17:20'14.020
12	29.493	27.269	16.921	15.704	25.063	1'54.450	169.0	17:22'16.636
13	31.651	27.919	16.934	16.118	25.516	1'58.138	166.4	17:24'15.636
14	28.975	27.315	16.964	15.929	27.263	1'56.446	169.5	17:26'10.086
15								17:28'08.224
16								17:30'04.670

#### 8° 6 R. SCHOTMAN (1'54.463)

Lap	Seg. 1	Seg. 2	Seg. 3	Seg. 4	Seg. 5	Lap Time	km/h	Local Time
1	30.586	27.806	18.204	16.809	26.253	1'54.463	145.6	17:02'24.239
2	29.564	27.572	17.047	16.318	25.311	1'55.812	163.4	17:04'21.710
3	29.553	27.657	17.186	16.327	25.431	1'56.154	162.2	17:06'17



## Riviera di Rimini Round, 16-17-18 June 2017

### World Supersport 300 - Chronological Analysis Free Practice 2nd Session

Misano Circuit Sic 58 4.226 m

2 / 4

Lap	Seg. 1	Seg. 2	Seg. 3	Seg. 4	Seg. 5	Lap Time	km/h	Local Time
5	29.339	27.278	16.814	16.139	25.601	1'55.171	<b>169.3</b>	17:12'33.282
6	29.395	27.458	16.897	16.167	25.185	1'55.102	<b>167.7</b>	17:14'28.384
7	29.777	27.646	16.879	16.162	25.126	1'55.590	<b>166.7</b>	17:16'23.974
8	31.738	28.840	16.935	16.859	25.866	2'00.238	<b>165.6</b>	17:18'24.212
9	29.410	<b>27.261</b>	16.761	16.165	25.151	1'54.748	<b>169.5</b>	17:20'18.980
10	33.228	28.310	17.041	16.245	25.328	2'00.152	<b>167.2</b>	17:22'19.112
11	29.475	27.708	16.679	16.432	26.680	1'56.974	<b>168.5</b>	17:24'16.086
12	29.371	27.501	16.650	<b>16.126</b>	<b>25.018</b>	<b>1'54.666</b>	<b>169.8</b>	17:26'10.752
13	30.636	28.810	<b>16.559</b>	16.212	25.565	<b>1'57.782</b>	<b>173.4</b>	17:28'08.534
14	<b>29.021</b>	27.314	16.666	16.381	26.857	1'56.239	<b>168.5</b>	17:30'04.773

11° 22 M. KALININ (1'54.797)								
Lap	Seg. 1	Seg. 2	Seg. 3	Seg. 4	Seg. 5	Lap Time	km/h	Local Time
1	30.170	30.524	17.733	18.997	26.877	1'54.797	<b>163.1</b>	17:02'39.113
2	32.247	28.119	17.227	16.320	25.646	1'57.482	<b>162.9</b>	17:04'36.595
3	30.073	29.868	17.267	16.532	26.463	2'00.203	<b>170.6</b>	17:06'37.515
4	30.713	29.078	18.503	18.430	25.507	2'02.231	<b>137.9</b>	17:08'37.718
5	<b>29.336</b>	<b>27.224</b>	16.840	<b>15.852</b>	25.545	<b>1'54.797</b>	<b>171.4</b>	17:10'39.949
6	29.871	27.846	16.880	16.002	25.417	1'56.016	<b>172.2</b>	17:12'34.746
7	29.529	27.574	<b>16.740</b>	16.229	26.467	1'56.539	<b>170.9</b>	17:14'30.782
8	29.422	28.244	16.876	16.417	37.399	2'08.358 P	<b>170.3</b>	17:16'27.301
9	2'02.401	28.425	17.317	17.344	28.046	3'33.533 P	<b>161.0</b>	17:18'35.659
10	30.450	28.049	17.013	16.303	25.562	1'57.377	<b>166.2</b>	17:20'09.192
11	29.691	27.352	17.091	16.635	27.929	1'58.698	<b>165.4</b>	17:22'06.567
12	29.483	27.516	16.907	16.351	25.932	1'56.189	<b>173.1</b>	17:26'05.269
13	29.793	28.613	16.973	16.214	<b>25.215</b>	1'56.808	<b>167.2</b>	17:28'01.456
14	29.353	27.414	16.792	15.989	<b>25.897</b>	1'55.445	<b>166.4</b>	17:29'58.264
15								17:31'53.709

12° 28 P. GIACOMINI (1'54.799)								
Lap	Seg. 1	Seg. 2	Seg. 3	Seg. 4	Seg. 5	Lap Time	km/h	Local Time
1	1'03.444	28.790	17.720	16.512	25.761	2'32.227 P	<b>162.4</b>	17:00'39.983
2	30.464	27.776	16.930	16.201	25.370	1'56.741	<b>168.5</b>	17:03'12.210
3	29.925	28.013	17.174	16.224	25.242	1'56.578	<b>162.9</b>	17:05'08.951
4	29.824	28.049	17.170	16.313	25.879	1'57.235 C	<b>161.9</b>	17:07'05.529
5	29.996	30.787	18.683	17.790	29.843	6'11.511	<b>139.2</b>	17:09'02.764
6	31.271	28.117	17.353	16.480	25.510	1'58.731	<b>161.7</b>	17:15'14.275
7	29.691	30.094	17.632	16.316	25.293	1'59.026	<b>161.4</b>	17:17'13.006
8	29.536	27.787	17.102	16.207	25.393	1'56.025	<b>162.7</b>	17:19'12.032
9	31.165	36.770	20.747	18.393	39.983	2'27.058 P	<b>127.2</b>	17:21'08.057
10	57.279	30.224	17.556	16.331	26.601	2'27.991 P	<b>167.2</b>	17:23'35.115
11	30.159	28.664	17.196	16.413	<b>25.160</b>	1'57.592	<b>169.3</b>	17:26'03.106
12	<b>29.383</b>	<b>27.050</b>	<b>16.887</b>	<b>16.182</b>	<b>25.297</b>	<b>1'54.799</b>	<b>169.5</b>	17:28'00.698
13	29.616	27.398	17.036	16.320	27.618	1'57.988	<b>162.4</b>	17:29'55.497
14								17:31'53.485

13° 75 S. DEROUÉ (1'55.005)								
Lap	Seg. 1	Seg. 2	Seg. 3	Seg. 4	Seg. 5	Lap Time	km/h	Local Time
1	54.654	28.674	17.608	16.373	26.163	2'23.472 P	<b>164.9</b>	17:00'48.457
2	30.426	27.510	16.959	15.980	25.634	1'56.509	<b>168.5</b>	17:03'11.929
3	30.007	27.896	17.193	16.122	25.678	1'56.896	<b>163.6</b>	17:05'08.338
4	30.950	28.530	17.267	15.927	25.719	1'58.393	<b>167.7</b>	17:07'05.334
5	29.548	27.960	19.182	17.167	31.666	2'05.523	<b>151.7</b>	17:09'03.727
6	29.577	27.568	<b>16.933</b>	15.849	25.530	1'55.457	<b>166.7</b>	17:11'09.250
7	31.526	29.946	24.372	27.465	41.781	2'35.090 P	<b>108.9</b>	17:13'04.707
8	2'46.872	32.568	18.072	18.118	30.733	4'26.363 P	<b>152.8</b>	17:15'39.797
9	29.863	28.067	18.656	17.707	28.758	2'03.051	<b>129.3</b>	17:20'06.160
10	29.979	27.692	16.988	16.130	26.006	1'56.795	<b>165.9</b>	17:22'09.211
11	29.554	<b>27.198</b>	17.218	16.669	27.948	1'58.587	<b>165.6</b>	17:24'06.006
12	29.492	27.742	17.146	16.996	26.656	1'58.032	<b>162.2</b>	17:26'04.593
13	<b>29.419</b>	27.373	16.964	15.909	<b>25.340</b>	<b>1'55.005</b>	<b>167.7</b>	17:28'02.625
14	29.651	28.215	17.085	<b>15.680</b>	25.802	1'56.433	<b>170.3</b>	17:29'57.630
15								17:31'54.063

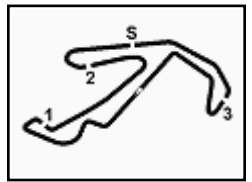
14° 14 E. DE LA VEGA (1'55.089)								
Lap	Seg. 1	Seg. 2	Seg. 3	Seg. 4	Seg. 5	Lap Time	km/h	Local Time
1	30.572	28.593	17.973	16.852	26.105	1'55.089	<b>146.7</b>	17:02'24.446
2	29.561	27.911	17.175	16.207	25.715	1'57.580	<b>165.9</b>	17:04'22.026
3	29.949	27.935	17.012	16.237	25.406	1'56.539	<b>163.6</b>	17:06'17.683
4	29.540	27.711	17.128	16.453	25.438	1'56.270 C	<b>161.2</b>	17:08'14.222
5	29.707	28.087	17.215	16.204	25.347	1'56.560	<b>165.6</b>	17:10'10.492
6	29.916	28.733	17.041	16.205	25.226	1'57.121	<b>164.4</b>	17:12'07.052
7	29.522	<b>27.417</b>	<b>16.768</b>	16.619	25.450	1'55.776	<b>166.4</b>	17:14'04.173
8	<b>29.317</b>	27.587	17.002	<b>16.071</b>	25.983	1'55.960 C	<b>165.6</b>	17:15'59.949
9	38.866	40.331	21.714	18.558	25.636	2'25.105	<b>94.5</b>	17:17'55.909
10	30.069	27.445	19.642	16.504	25.362	1'59.022	<b>151.7</b>	17:20'21.014
11	29.489	27.515	16.927	16.234	<b>25.138</b>	1'55.303	<b>164.6</b>	17:22'20.036
12	29.373	27.521	16.869	16.127	25.199	<b>1'55.089</b>	<b>165.6</b>	17:24'15.339
13								17:26'10.428

15° 27 F. ROVELLI (1'55.091)								
Lap	Seg. 1	Seg. 2	Seg. 3	Seg. 4	Seg. 5	Lap Time	km/h	Local Time
13	29.568	27.765	16.968	16.098	25.394	1'55.793 C	<b>165.4</b>	17:28'06.221
14	29.854	27.748	16.889			2'08.574	<b>166.7</b>	17:30'14.795

16° 18 A. MURLEY (1'55.189)								
Lap	Seg. 1	Seg. 2	Seg. 3	Seg. 4	Seg. 5	Lap Time	km/h	Local Time
1	1'06.690	28.971	17.338	16.381	25.895	2'35.275 P	<b>160.7</b>	17:00'16.319
2	29.996	28.323	17.134	16.178	26.329	1'57.960	<b>162.7</b>	17:02'51.594
3	29.848	28.121	16.976	16.181	25.806	1'56.932	<b>164.4</b>	17:04'49.554
4	29.849	28.329	16.972	16.221	25.700	1'57.071	<b>164.9</b>	17:06'46.486
5	29.607	27.897	16.716	16.178	25.645	1'55.732	<b>169.0</b>	17:08'43.557
6	<b>29.441</b>	<b>27.644</b>	16.748	15.894	25.364	<b>1'55.091</b>	<b>168.8</b>	17:10'39.289
7	29.595	27.788	16.846	16.056	<b>25.317</b>	<b>1'55.602</b>	<b>165.1</b>	17:12'34.380
8	29.771	27.947	<b>16.596</b>	<b>15.784</b>	26.139	1'56.239	<b>169.3</b>	17:14'29.982
9	29.817	28.152	16.850	16.076	36.040	2'06.935 P	<b>164.4</b>	17:16'26.219
10	5'08.499	36.707	21.059	17.524	30.456	6'54.245 P	<b>152.3</b>	17:18'33.154
11	30.469	28.308	16.952	16.279	25.772	1'57.780	<b>163.4</b>	17:20'25.179
12	29.759	27.954	16.970	16.188	25.516	1'56.387	<b>163.9</b>	17:22'19.666
13	29.566	28.100	16.966	16.084	25.523	1'56.239	<b>165.4</b>	17:24'17.805

17° 23 M. BASTIANELLI (1'55.704)								
Lap	Seg. 1	Seg. 2	Seg. 3	Seg. 4	Seg. 5	Lap Time	km/h	Local Time
1	30.646	29.618	17.588	16.914	26.176	2'03.182	<b>159.8</b>	17:02'13.437
2	30.021	28.145	17.398	16.688	25.815	1'59.356	<b>161.0</b>	17:04'12.793
3	29.882	28.287	17.261	16.517	25.663	1'57.610	<b>161.4</b>	17:06'10.612
4	29.833	27.878	17.231	16.531	35.037	2'06.510 P	<b>161.4</b>	17:08'08.222
5	6'24.907	32.523	18.130	17.778	30.613	8'03.951 P	<b>153.8</b>	17:10'14.732
6	29.953	27.884	17.482	16.323	25.602	1'57.244	<b>162.9</b>	17:18'18.683
7	2							





## Riviera di Rimini Round, 16-17-18 June 2017

### World Supersport 300 - Chronological Analysis Free Practice 2nd Session

Misano Circuit Sic 58 4.226 m

3 / 4

8	29.707	27.647	<b>16.807</b>	16.330	26.600	1'57.091	<b>173.1</b>	17:18'25.717
9	29.709	27.519	16.875	16.185	25.536	1'55.824	<b>169.0</b>	17:20'21.541
10	29.700	<b>27.503</b>	17.075	16.299	25.573	1'56.150	<b>163.4</b>	17:22'17.691
11	34.698	28.131	16.918	<b>15.932</b>	25.654	2'01.333	<b>168.5</b>	17:24'19.024
12	29.843	27.813	16.935	16.300	25.694	1'56.585	<b>164.1</b>	17:26'15.609
13	<b>29.534</b>	27.810	16.934	16.148	<b>25.525</b>	1'55.951	<b>165.4</b>	17:28'11.560
14	29.542	27.711	17.061	16.155	25.560	1'56.029	<b>164.6</b>	17:30'07.589

4	30.239	28.140	17.330	16.541	25.743	1'57.993	<b>160.5</b>	17:09'34.059
5	30.200	28.290	17.373	16.680	37.982	2'10.525 P	<b>160.2</b>	17:11'44.584
6	5'17.150	28.558	17.433	16.315	25.579	6'45.035 P	<b>162.4</b>	17:18'29.619
7	30.060	27.927	17.177	16.216	25.579	1'56.959	<b>164.1</b>	17:20'26.578
8	30.000	27.814	17.145	<b>16.215</b>	26.843	1'58.017	<b>164.1</b>	17:22'24.595
9	30.261	28.246	17.149	16.303	25.621	1'57.580	<b>162.4</b>	17:24'22.175
10	29.900	<b>27.741</b>	17.063	16.410	25.686	1'56.800	<b>163.1</b>	17:26'18.975
11	<b>29.809</b>	28.394	<b>17.026</b>	16.334	25.743	1'57.306	<b>163.4</b>	17:28'16.281
12	29.857	27.933	17.102	16.338	<b>25.453</b>	1'56.683	<b>164.4</b>	17:30'12.964

#### 20° 2 A. CARRASCO ('156.122)

Lap	Seg. 1	Seg. 2	Seg. 3	Seg. 4	Seg. 5	Lap Time	km/h	Local Time
1	1'10.311	29.289	17.734	19.081	27.124	2'43.539 P	<b>164.1</b>	16:59'59.031
2	30.650	28.063	17.244	16.265	25.825	1'58.047	<b>167.2</b>	17:02'42.570
3	30.114	28.306	17.087	16.884	25.992	1'58.383	<b>169.3</b>	17:06'39.000
4	30.573	27.940	17.168	16.609	26.242	1'58.532	<b>167.2</b>	17:08'37.532
5	30.267	28.277	17.109	16.901	25.665	1'58.219	<b>167.2</b>	17:10'35.751
6	29.789	28.237	17.225	16.849	25.794	1'57.894	<b>164.4</b>	17:12'33.645
7	30.175	28.340	17.015	16.306	25.439	1'57.275	<b>170.3</b>	17:14'30.920
8	29.629	27.716	17.001	15.891	26.312	1'56.549	<b>168.5</b>	17:16'27.469
9	29.466	28.537	17.157	16.275	26.112	1'57.547	<b>172.2</b>	17:18'05.016
10	29.637	27.812	17.145	16.559	25.584	1'56.737	<b>164.9</b>	17:20'21.753
11	29.935	27.582	17.161	16.097	<b>25.363</b>	1'56.138	<b>166.7</b>	17:22'17.891
12	30.992	27.613	<b>16.939</b>	16.166	25.607	1'57.317	<b>169.0</b>	17:24'15.208
13	29.784	27.528	16.946	16.023	25.865	1'56.146	<b>172.5</b>	17:26'11.354
14	30.262	28.501	16.968	16.105	25.527	1'57.363	<b>172.5</b>	17:28'08.717
15	<b>29.336</b>	<b>27.402</b>	17.034	<b>15.803</b>	26.547	1'56.122	<b>172.2</b>	17:30'04.839

#### 21° 79 C. TAYLOR ('156.164)

Lap	Seg. 1	Seg. 2	Seg. 3	Seg. 4	Seg. 5	Lap Time	km/h	Local Time
1	52.971	28.932	17.935	16.671	26.232	2'22.741 P	<b>161.2</b>	17:00'48.966
2	30.474	27.940	17.230	16.127	25.542	1'57.313	<b>167.2</b>	17:03'11.707
3	30.096	27.767	17.251	16.402	25.507	1'57.023	<b>169.5</b>	17:07'06.043
4	29.971	28.117	17.211	16.263	25.521	1'57.083	<b>163.9</b>	17:09'03.126
5	<b>29.609</b>	29.679	19.657	17.330	30.199	2'06.773	<b>145.9</b>	17:11'09.899
6	<b>29.659</b>	28.138	17.066	16.040	25.348	1'56.251	<b>167.7</b>	17:13'06.150
7	30.697	29.535	23.138	20.356	40.278	2'24.004 P	<b>85.4</b>	17:15'30.154
8	2'56.998	32.629	17.888	17.954	31.801	4'37.270 P	<b>152.8</b>	17:20'07.424
9	29.743	27.688	18.353	17.643	27.936	2'01.363	<b>130.8</b>	17:22'08.787
10	30.230	27.633	<b>16.885</b>	<b>15.933</b>	25.486	1'56.167	<b>166.4</b>	17:24'04.954
11	30.031	29.061	17.032	16.337	26.510	1'58.971	<b>170.6</b>	17:26'03.925
12	30.486	27.804	17.125	16.376	25.972	1'57.763	<b>169.3</b>	17:28'01.688
13	29.835	27.779	17.064	16.358	<b>25.296</b>	1'56.332	<b>164.6</b>	17:29'58.020
14	29.776	<b>27.536</b>	16.975	16.128	25.749	1'56.164	<b>165.4</b>	17:31'54.184

#### 22° 84 M. CARBONERA ('156.356)

Lap	Seg. 1	Seg. 2	Seg. 3	Seg. 4	Seg. 5	Lap Time	km/h	Local Time
1	2'02.515	29.275	17.708	16.824	26.186	3'32.508 P	<b>159.1</b>	17:01'58.607
2	30.883	28.510	17.333	16.677	26.022	1'59.425	<b>160.7</b>	17:03'30.540
3	30.521	30.122	20.399	18.614	42.119	2'21.775 P	<b>120.0</b>	17:09'52.315
4	1'03.088	28.179	17.412	16.423	25.827	2'30.929 P	<b>162.2</b>	17:12'23.244
5	29.818	28.070	17.148	<b>16.093</b>	<b>25.569</b>	1'56.698	<b>165.9</b>	17:14'19.942
6	32.343	31.715	17.501	16.373	25.625	2'03.557	<b>161.4</b>	17:16'23.499
7	32.243	28.933	17.242	16.579	37.658	2'12.655 P	<b>166.4</b>	17:18'36.154
8	3'34.178	28.279	17.311	16.581	25.969	5'02.316 P	<b>160.7</b>	17:23'38.470
9	30.136	28.299	<b>17.049</b>	16.606	26.179	1'58.271	<b>164.4</b>	17:25'36.741
10	30.144	28.016	17.378	16.529	25.666	1'57.733	<b>164.4</b>	17:27'34.474
11	<b>29.612</b>	<b>27.862</b>	17.147	16.158	25.577	1'56.356	<b>163.9</b>	17:29'30.830
12	30.862	31.275	17.918	17.135	28.353	2'05.543	<b>160.2</b>	17:31'36.373

#### 23° 130 R. FERREIRA ('156.619)

Lap	Seg. 1	Seg. 2	Seg. 3	Seg. 4	Seg. 5	Lap Time	km/h	Local Time
1	30.525	29.775	17.540	16.916	26.271	1'58.520	<b>164.1</b>	17:02'23.952
2	30.083	27.994	17.317	16.551	25.624	1'57.569	<b>169.3</b>	17:04'22.454
3	30.195	28.388	17.263	16.557	25.752	1'58.155	<b>159.8</b>	17:08'18.178
4	<b>29.931</b>	28.050	17.034	16.354	25.712	1'57.081	<b>163.1</b>	17:10'15.259
5	30.810	33.340	17.557	17.366	26.095	2'05.168	<b>157.4</b>	17:12'20.427
6	31.339	31.966	20.884	17.352	26.100	2'07.641	<b>147.1</b>	17:14'28.068
7	30.269	<b>27.795</b>	<b>17.000</b>	<b>16.108</b>	<b>25.447</b>	1'56.619	<b>165.9</b>	17:16'24.687
8	31.511	28.929	17.161	16.462	27.523	2'01.586	<b>168.0</b>	17:18'26.273

#### 24° 56 N. BERNABÉ ('156.683)

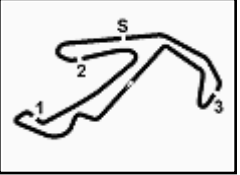
Lap	Seg. 1	Seg. 2	Seg. 3	Seg. 4	Seg. 5	Lap Time	km/h	Local Time
1	58.015	30.059	18.202	17.062	26.243	2'29.581 P	<b>156.7</b>	17:01'08.843
2	30.522	28.510	17.486	16.760	25.831	1'59.109	<b>160.0</b>	17:05'37.533
3	30.161	28.359	17.441	16.815	25.757	1'58.533	<b>156.1</b>	17:07'36.066

#### 25° 35 A. TRIGLIA ('156.693)

Lap	Seg. 1	Seg. 2	Seg. 3	Seg. 4	Seg. 5	Lap Time	km/h	Local Time
1	30.965	28.914	17.374	16.634	26.487	2'00.374	<b>161.7</b>	17:04'24.705
2	30.409	28.385	17.397	16.572	25.772	1'58.535	<b>159.5</b>	17:06'23.240
3	30.466	35.742	19.293	18.836	27.608	2'11.945 C	<b>138.1</b>	17:08'35.185
4	30.612	28.717	18.599	17.222	26.310	2'01.460	<b>149.2</b>	17:10'36.645
5	30.042	28.156	17.472	16.310	25.814	1'57.794	<b>165.1</b>	17:12'34.439
6	<b>29.939</b>	28.626	17.120	16.482	25.715	1'57.882	<b>162.7</b>	17:14'32.321
7	30.036	28.154	17.084	16.346	25.931	1'57.551	<b>162.4</b>	17:16'29.872
8	30.139	28.275	17.139	16.374	25.803	1'57.730	<b>161.4</b>	17:18'27.602
9	30.036	28.453	17.439	16.577	26.491	1'58.996	<b>158.8</b>	17:20'26.598
10	30.440	28.604	17.563	16.790	39.120	2'12.517 P	<b>159.3</b>	17:22'39.115
11	1'51.746	29.551	17.677	16.914	28.218	3'24.106 P	<b>155.6</b>	17:26'03.221
12	30.335	29.043	17.067	16.463	26.164	1'59.072 C	<b>165.9</b>	17:28'02.293
13	30.014	28.161	17.081	16.382	25.681	1'57.319	<b>162.4</b>	17:29'59.612
14	30.014	<b>27.776</b>	<b>16.959</b>	<b>16.265</b>	<b>25.679</b>	1'56.693	<b>164.6</b>	17:31'56.305

#### 26° 121 K. PATOVA ('156.808)

Lap	Seg. 1	Seg. 2	Seg. 3	Seg. 4	Seg. 5	Lap Time	km/h	Local Time
1	30.716	28.662	17.799	16.635	26.829	2'00.664	<b>161.4</b>	17:02'15.994
2	30.526	28.521	17.572	16.930	26.264	1'59.813	<b>161.0</b>	17:06'16.471
3	31.014	28.270	17.417	16.393	26.130	1'59.224	<b>164.1</b>	17:08'15.695
4	30.374	28.225	17.524	16.908	26.179	1'59.210	<b>162.2</b>	17:10'14.905
5	30.374	28.455	17.354	16.717	26.059	1'58.959	<b>162.7</b>	17:12'13.864
6	29.980	29.743	23.525	20.244	25.988	2'09.480 C	<b>82.9</b>	17:14'23.344
7	30.219	28.201	17.257	16.514	25.992	1'58.183	<b>163.9</b>	17:16'21.527
8	30.126	28.120	17.055	16.680	26.767	1'58.748	<b>164.4</b>	17:18'20.275
9	30.181	27.963	17.305	16.358	25.978	1'57.785	<b>164.1</b>	17:20'15.060
10	30.424	27.948	<b>17.011</b>	16.168	25.886	1'57.437	<b>166.4</b>	17:22'15.497
11	30.066	28.028	17.150	16.305	25.671	1'57.220	<b>163.9</b>	17:24'12.717
12	29.770	27.905	17.159	16.438	26.087	1'57.359</		



## Riviera di Rimini Round, 16-17-18 June 2017

### World Supersport 300 - Chronological Analysis Free Practice 2nd Session

Misano Circuit Sic 58.4.226 m

4 / 4

#### 29° 53 V. GRIMOUX (1'57.251)

Lap	Seg. 1	Seg. 2	Seg. 3	Seg. 4	Seg. 5	Lap Time	km/h	Local Time
1	30.850	29.923	18.107	17.144	26.893	2'00.537	157.9	17:02'16.317
2	30.619	28.570	17.669	16.820	26.628	1'59.507	163.4	17:04'16.854
3	31.534	28.193	17.720	16.488	25.987	1'59.922	162.9	17:06'16.361
4	30.079	28.303	17.466	16.892	38.511	2'11.251 P	163.6	17:08'16.283
5	1'32.351	28.587	17.907	16.723	26.043	3'01.611 P	159.5	17:10'27.534
6	30.277	28.779	17.767	16.817	26.433	2'00.073	160.5	17:12'29.218
7	30.324	28.638	17.539	16.864	25.933	1'59.298	160.7	17:14'28.516
8	30.099	28.407	17.516	16.666	26.307	1'58.995	160.7	17:16'27.511
9	30.196	30.949	19.395	18.904	33.693	2'13.137	145.4	17:18'20.648
10	31.136	29.669	17.125	16.250	25.850	2'00.030	164.9	17:20'40.678
11	30.231	28.168	17.251	16.442	26.041	1'58.133	162.4	17:22'38.811
12	29.775	28.210	17.329	16.432	25.677	1'57.423	162.7	17:24'36.234
13	29.628	28.176	17.214	16.446	25.787	1'57.251	162.7	17:26'33.485
14	29.714	28.525	22.688	19.687	26.929	2'07.543	111.9	17:31'41.028

#### 30° 64 A. PAK (1'57.595)

Lap	Seg. 1	Seg. 2	Seg. 3	Seg. 4	Seg. 5	Lap Time	km/h	Local Time
1	31.415	31.608	18.678	17.150	27.170	2'01.408	157.0	17:02'21.707
2	30.703	28.644	17.841	17.138	26.370	1'59.826	161.0	17:04'23.115
3	30.484	28.298	17.756	16.767	26.259	1'59.564	162.2	17:06'22.941
4	30.346	28.133	17.563	16.592	27.216	1'59.850	164.1	17:08'22.505
5	30.501	28.153	17.561	16.767	26.515	1'59.497	162.9	17:10'23.355
6	30.446	28.055	17.537	16.745	25.908	1'58.691	161.9	17:12'21.852
7	30.949	28.317	17.652	16.654	26.448	2'00.020	161.2	17:14'20.543
8	30.471	28.313	17.502	16.371	26.428	1'59.085	164.4	17:16'20.563
9	30.303	29.811	21.523	16.485	25.925	2'04.047	155.2	17:18'19.648
10	30.267	27.975	17.430	16.344	25.958	1'57.974	161.7	17:20'23.695
11	30.399	27.858	17.480	16.423	25.790	1'57.950	164.1	17:22'21.669
12	30.079	27.963	17.194	16.572	25.929	1'57.737	165.1	17:24'19.619
13	30.064	27.844	17.455	16.376	25.856	1'57.595	163.4	17:26'17.356
14	29.966	28.089	17.283	16.562	25.857	1'57.757	164.1	17:28'14.951

#### 31° 49 M. CARUSI (1'58.050)

Lap	Seg. 1	Seg. 2	Seg. 3	Seg. 4	Seg. 5	Lap Time	km/h	Local Time
1	1'05.108	30.882	18.258	18.061	26.307	2'38.616 P	156.7	17:00'01.169
2	30.453	28.343	17.816	16.610	25.544	1'58.766	159.1	17:02'39.785
3	30.142	28.183	17.442	16.532	25.751	1'58.050	158.4	17:04'38.551
4						4'40.907 P		17:06'36.601
5	17'08.469	30.013	18.476	16.604	25.880	18'39.442 P	154.7	17:11'17.508

#### 32° 62 J. SCHULTZ (1'58.232)

Lap	Seg. 1	Seg. 2	Seg. 3	Seg. 4	Seg. 5	Lap Time	km/h	Local Time
1	30.798	28.860	17.972	17.331	26.005	1'58.851	165.9	17:02'24.678
2	30.513	28.089	17.388	16.699	26.060	1'58.749	160.0	17:04'23.529
3	30.221	28.140	17.536	16.545	25.790	1'58.232	160.2	17:06'22.278
4	29.975	29.192	17.453	16.932	42.353	2'15.905 P	158.1	17:08'20.510
5	3'00.215	30.138	23.587	26.058	40.741	5'00.739 P	82.4	17:10'36.415
6	2'51.060	32.343	17.823	17.945	27.366	4'26.537 P	161.4	17:15'37.154
7	30.225	28.666	17.617	16.918	25.938	1'59.364	157.9	17:20'03.691
8	30.576	29.020	17.517	16.839	26.317	2'00.269	158.8	17:22'03.055

#### 33° 19 E. ROVELLI (1'58.240)

Lap	Seg. 1	Seg. 2	Seg. 3	Seg. 4	Seg. 5	Lap Time	km/h	Local Time
1	1'09.524	29.880	18.168	17.130	26.988	2'41.690 P	157.0	17:00'30.256
2	31.498	28.455	17.437	16.537	26.383	2'00.310	161.9	17:03'11.946
3	30.404	28.360	17.760	16.514	26.137	1'59.175	161.2	17:05'12.256
4	30.355	30.670	19.257	17.852	26.385	2'04.519	134.7	17:07'11.431
5	33.051	31.209	18.316	16.806	27.289	5'57.389	159.5	17:09'15.950
6	30.543	28.596	17.510	16.727	26.331	1'59.707	160.5	17:15'13.339
7	30.335	28.182	17.509	16.604	26.302	1'58.932	160.5	17:17'13.046
8	30.433	27.995	17.267	16.310	26.235	1'58.240	163.1	17:19'11.978
9	30.238	30.534	19.584	17.593	38.427	2'16.376 P	152.3	17:21'10.218
10	2'44.819	32.446	19.064	17.759	26.722	4'20.810 P	146.7	17:23'26.594
11	30.793	28.845	17.634	16.568	26.116	1'59.956	162.9	17:27'47.404
12	30.197	28.013	17.464	16.371	26.277	1'58.322	163.6	17:29'47.360

#### 34° 9 R. DOORAKKERS (1'58.247)

Lap	Seg. 1	Seg. 2	Seg. 3	Seg. 4	Seg. 5	Lap Time	km/h	Local Time
1	1'11.837	30.143	18.259	17.436	28.057	2'45.732 P	156.7	17:00'33.336

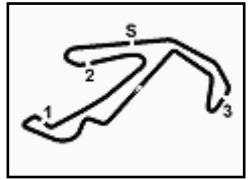
2	31.470	29.673	17.914	17.087	27.202	2'03.346	156.7	17:05'22.414
3	31.637	29.216	17.605	16.642	26.902	2'02.002	159.5	17:07'24.416
4	30.536	29.256	17.648	16.791	26.765	2'00.996	158.8	17:09'25.412
5	30.513	29.360	17.793	16.904	26.402	2'00.972	157.0	17:11'26.384
6	30.353	29.877	17.821	16.761	26.436	2'01.248	157.9	17:13'27.632
7	30.169	28.969	17.834	16.641	26.385	1'59.998	158.1	17:15'27.630
8	30.472	29.139	18.993	17.444	26.081	2'02.129	134.8	17:17'29.759
9	29.989	29.097	20.811	16.857	35.641	2'12.395 P	156.5	17:19'42.154
10	2'08.499	29.112	17.641	16.645	26.388	3'38.285 P	158.4	17:23'20.439
11	30.051	28.875	17.559	16.568	26.125	1'59.178	159.1	17:25'19.617
12	29.991	28.583	17.302	16.490	26.032	1'58.398	160.2	17:27'18.015
13	29.967	28.386	17.447	16.553	25.894	1'58.247	159.8	17:29'16.262
14	29.889	28.963	17.235	16.414	25.836	1'58.337	161.0	17:31'14.599

#### 35° 26 L. HOPKINS (1'58.783)

Lap	Seg. 1	Seg. 2	Seg. 3	Seg. 4	Seg. 5	Lap Time	km/h	Local Time
1	31.733	30.776	18.516	19.780	28.575	2'02.251	163.9	17:02'43.690
2	30.978	28.630	17.567	16.705	26.927	2'00.807	163.4	17:04'45.941
3	30.634	28.684	17.389	16.493	26.444	1'59.644	165.9	17:06'46.748
4	30.899	29.210	17.971	17.426	35.256	2'10.762 P	158.1	17:08'46.392
5	3'05.075	29.226	17.545	16.984	27.055	7'43.143 P	162.2	17:10'42.297
6	31.183	29.352	17.526	16.956	26.946	2'01.963	163.1	17:12'40.260
7	31.034	28.658	17.275	16.906	26.525	2'00.398	164.1	17:14'42.658
8	30.584	28.934	17.572	16.895	26.549	2'00.534	162.2	17:16'43.192
9	30.571	29.056	17.259	17.134	27.054	2'01.074	161.9	17:18'44.266
10	30.524	29.468	17.368	16.643	26.351	2'00.354	164.6	17:20'44.620
11	30.402	28.501	17.059	16.619	26.202	1'58.783	168.0	17:30'43.433

#### 36° 21 A. BIDDLE (1'58.917)

Lap	Seg. 1	Seg. 2	Seg. 3	Seg. 4	Seg. 5	Lap Time	km/h	Local Time
1	32.104	33.665	19.012	19.088	27.786	2'26.323 P	160.0	17:02'50.092
2	1'59.735	29.208	17.901	16.805	50.305	2'26.323 P	163.6	17:05'16.415
3	31.708	28.926	17.758	16.653	26.426	3'29.498 P	163.1	17:08'45.913
4	4'25.665	29.233	18.511	17.497	39.286	2'16.235 P	163.4	17:10'22.148
5	30.925	29.803	18.283	17.242	26.230	5'57.223 P	159.3	17:11'02.148
6	30.925	28.507	17.952	16.891	26.298	2'00.573	162.4	17:13'09.371
7	30.931	28.714	17.453	17.110	39.002	2'13.210 P	162.2	17:15'09.944
8	57.861	29.264	17.457	16.889	25.996	2'27.267 P	161.2	17:17'13.154
9	30.855	28.200	17.375	16.470	26.077	1'58.977	164.4	17:19'13.154
10	30.509	28.429	17.376	16.555	26.048	1'58.91		



## Riviera di Rimini Round, 16-17-18 June 2017

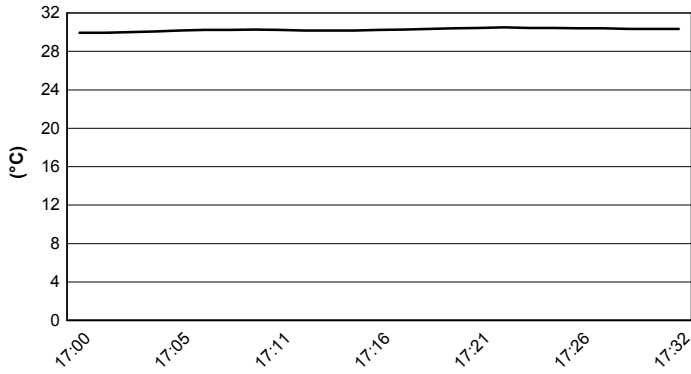
### World Supersport 300 - Weather Report Free Practice 2nd Session

Misano Circuit Sic 58 4.226 m

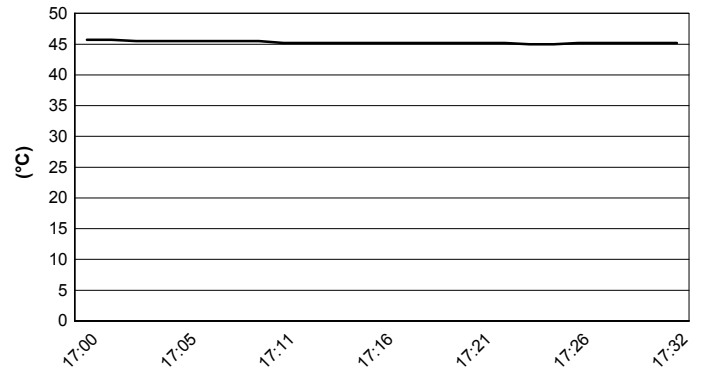
Session started 17:00

Session ended 17:32


#### Air Temperature



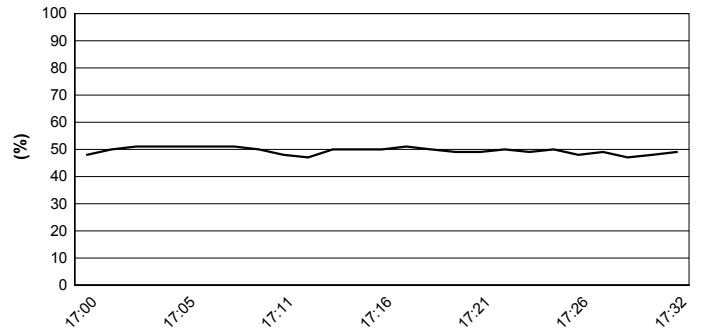
#### Track Temperature



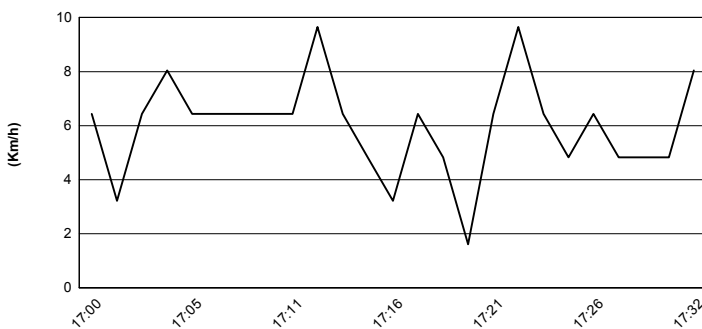
#### Air Pressure



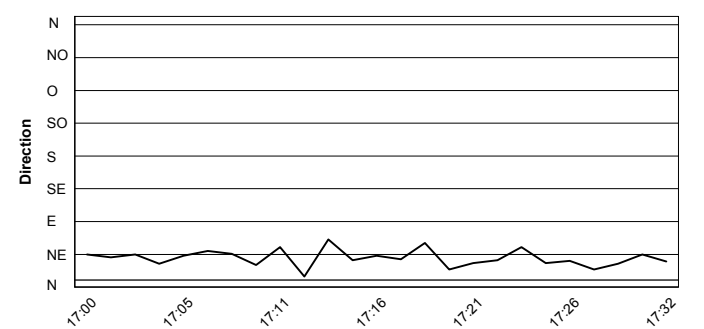
#### Humidity



#### Wind Speed



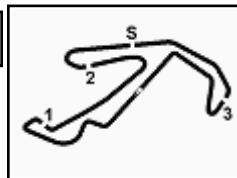
#### Wind Direction



16/06/2017

These data/results cannot be reproduced, stored and/or transmitted in whole or in part by any manner of electronic, mechanical, photocopying, recording, broadcasting or otherwise now known or herein after developed without the previous express consent by the copyright owner, except for reproduction in daily press and regular printed publications on sale to the public within 60 days of the event related to those data/results and always provided that copyright symbol appears together as follows below.

© DORNA WSBK ORGANIZATION Srl 2017



Riviera di Rimini Round, 16-17-18 June 2017

World Supersport 300 - Superpoles Entry List

Misano Circuit Sic 58 4.226 m

## Superpole 1

FPs Pos	No. Rider	Nat	Team	Bike	Time
11	<b>22 M. KALININ</b>	UKR	Team MOTOXRACING	Yamaha YZF-R3	<b>1'54.797</b>
12	<b>28 P. GIACOMINI</b>	ITA	Terra e Moto	Yamaha YZF-R3	<b>1'54.799</b>
13	<b>75 S. DEROUE</b>	NED	MTM HS Kawasaki	Kawasaki Ninja 300	<b>1'55.005</b>
14	<b>14 E. DE LA VEGA</b>	FRA	GRT Yamaha WorldSSP300 Team	Yamaha YZF-R3	<b>1'55.089</b>
15	<b>27 F. ROVELLI</b>	ITA	ParkinGO DS Junior Team	Yamaha YZF-R3	<b>1'55.091</b>
16	<b>18 A. MURLEY</b>	GBR	Team Toth	Yamaha YZF-R3	<b>1'55.189</b>
17	<b>23 M. BASTIANELLI</b>	ITA	3570 Made in CIV	Kawasaki Ninja 300	<b>1'55.704</b>
18	<b>12 A. RUSMIPUTRO</b>	INA	Pertamina Almeria Racing Team	Yamaha YZF-R3	<b>1'55.724</b>
19	<b>13 J. FACCO</b>	ITA	Bierreti By 2R	Yamaha YZF-R3	<b>1'55.761</b>
20	<b>2 A. CARRASCO</b>	ESP	ETG Racing	Kawasaki Ninja 300	<b>1'56.122</b>
21	<b>79 C. TAYLOR</b>	GBR	MTM HS Kawasaki	Kawasaki Ninja 300	<b>1'56.164</b>
22	<b>84 M. CARBONERA</b>	ITA	SK Racing	Yamaha YZF-R3	<b>1'56.356</b>
23	<b>130 R. FERREIRA</b>	BRA	Kallio Racing	Yamaha YZF-R3	<b>1'56.619</b>
24	<b>56 N. BERNABÈ</b>	ITA	GP Project Team	Kawasaki Ninja 300	<b>1'56.683</b>
25	<b>35 A. TRIGLIA</b>	ITA	Scuderia Maranga Racing	Honda CBR500R	<b>1'56.693</b>
26	<b>87 A. LICCIARDI</b>	BEL	Team Trasimeno	Yamaha YZF-R3	<b>1'56.703</b>
27	<b>121 K. PATOVA</b>	FIN	Kallio Racing	Yamaha YZF-R3	<b>1'56.808</b>
28	<b>17 G. NODERER</b>	GER	Scuderia Maranga Racing	Honda CBR500R	<b>1'56.839</b>
29	<b>53 V. GRIMOUX</b>	FRA	Team Toth	Yamaha YZF-R3	<b>1'57.251</b>
30	<b>49 M. CARUSI</b>	ITA	3570 Made in CIV	Kawasaki Ninja 300	<b>1'57.364</b>
31	<b>64 A. PAK</b>	TUR	Kawasaki Puccetti Racing	Kawasaki Ninja 300	<b>1'57.595</b>
32	<b>62 J. SCHULTZ</b>	RSA	DDM by BWG_Bike & Motor RT_Grimaldi	Kawasaki Ninja 300	<b>1'57.949</b>
33	<b>19 E. ROVELLI</b>	ITA	ParkinGO DS Junior Team	Yamaha YZF-R3	<b>1'58.240</b>
34	<b>9 R. DOORAKKERS</b>	NED	MVR Racing	Yamaha YZF-R3	<b>1'58.247</b>
35	<b>26 L. HOPKINS</b>	GBR	Hopkins Racing	Kawasaki Ninja 300	<b>1'58.783</b>
36	<b>21 A. BIDDLE</b>	NZL	Sourz Foods - Benjan Racing	Kawasaki Ninja 300	<b>1'58.917</b>
37	<b>7 N. SETTIMO</b>	ITA	Bierreti By 2R	Yamaha YZF-R3	<b>1'59.089</b>
38	<b>11 N. CUPAIOLI</b>	ITA	3ENNE#Racing	Yamaha YZF-R3	<b>1'59.461</b>

## Superpole 2

FPs Pos	No. Rider	Nat	Team	Bike	Time
1	<b>15 A. COPPOLA</b>	ITA	SK Racing	Yamaha YZF-R3	<b>1'53.775</b>
2	<b>88 M. PEREZ</b>	ESP	WILSport Racedays	Honda CBR500R	<b>1'54.031</b>
3	<b>41 M. GARCIA</b>	ESP	Halcourier Racing	Yamaha YZF-R3	<b>1'54.193</b>
4	<b>95 G. DE GRUTTOLA</b>	ITA	SK Racing	Yamaha YZF-R3	<b>1'54.234</b>
5	<b>25 B. SÁNCHEZ</b>	ESP	Halcourier Racing	Yamaha YZF-R3	<b>1'54.313</b>
6	<b>91 L. BERNARDI</b>	RSM	MotorZenit	Yamaha YZF-R3	<b>1'54.373</b>
7	<b>20 D. LOUREIRO</b>	RSA	DS Junior Team	Yamaha YZF-R3	<b>1'54.450</b>
8	<b>6 R. SCHOTMAN</b>	NED	GRT Yamaha WorldSSP300 Team	Yamaha YZF-R3	<b>1'54.463</b>
9	<b>80 A. PONTONE</b>	ITA	IODARacing	Yamaha YZF-R3	<b>1'54.597</b>
10	<b>33 D. VALLE</b>	ESP	Halcourier Racing	Yamaha YZF-R3	<b>1'54.666</b>

\*  
\*

\* These positions are assigned to the 1st and 2nd rider classified in Superpole 1

16/06/2017 1:

These data/results cannot be reproduced, stored and/or transmitted in whole or in part by any manner of electronic, mechanical, photocopying, recording, broadcasting or otherwise now known or herein after developed without the previous express consent by the copyright owner, except for reproduction in daily press and regular printed publications on sale to the public within 60 days of the event related to those data/results and always provided that copyright symbol appears together as follows below.

© DORNA WSBK ORGANIZATION Srl 2017

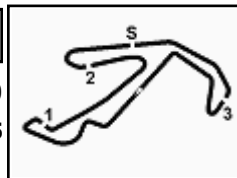
FIAT PERUGIA TIMING



Official Tyre Supplier



Official Timekeeper



## Riviera di Rimini Round, 16-17-18 June 2017

### World Supersport 300 - Best Laps & Speeds

Misano Circuit Sic 58 4.226 m

1 / 2

No.	Rider		Best Lap	FP1		FP2	
	Nat	Bike		laps	speed	laps	speed
1	15	A. COPPOLA	1'53.775	1'54.019	1'53.775		
	ITA	Yamaha YZF-R3	23 171,4	12 170,3	11 171,4		
2	88	M. PEREZ	1'54.031	1'54.663	1'54.031		
	ESP	Honda CBR500R	24 172,5	12 172,5	12 169,8		
3	41	M. GARCIA	1'54.193	1'54.338	1'54.193		
	ESP	Yamaha YZF-R3	29 173,9	15 172,5	14 173,9		
4	95	G. DE GRUTTOLA	1'54.234	1'55.129	1'54.234		
	ITA	Yamaha YZF-R3	24 169,0	13 169,0	11 167,9		
5	25	B. SÁNCHEZ	1'54.313	1'56.260	1'54.313		
	ESP	Yamaha YZF-R3	29 170,8	15 169,0	14 170,8		
6	91	L. BERNARDI	1'54.373	1'55.283	1'54.373		
	RSM	Yamaha YZF-R3	26 171,1	14 169,5	12 171,1		
7	20	D. LOUREIRO	1'54.450	1'56.335	1'54.450		
	RSA	Yamaha YZF-R3	28 169,8	14 164,3	14 169,8		
8	6	R. SCHOTMAN	1'54.463	1'55.513	1'54.463		
	NED	Yamaha YZF-R3	26 174,4	13 168,7	13 174,4		
9	80	A. PONTONE	1'54.597	1'55.362	1'54.597		
	ITA	Yamaha YZF-R3	27 171,4	14 167,4	13 171,4		
10	33	D. VALLE	1'54.666	1'55.965	1'54.666		
	ESP	Yamaha YZF-R3	29 173,3	15 169,8	14 173,3		
11	22	M. KALININ	1'54.797	1'55.434	1'54.797		
	UKR	Yamaha YZF-R3	26 173,0	12 171,1	14 173,0		
12	28	P. GIACOMINI	1'54.799	1'55.679	1'54.799		
	ITA	Yamaha YZF-R3	26 169,5	13 169,5	13 169,5		
13	75	S. DEROUÉ	1'55.005	1'55.754	1'55.005		
	NED	Kawasaki Ninja 300	27 170,3	13 169,0	14 170,3		
14	14	E. DE LA VEGA	1'55.089	1'56.135	1'55.089		
	FRA	Yamaha YZF-R3	27 166,6	13 166,1	14 166,6		
15	27	F. ROVELLI	1'55.091	1'56.784	1'55.091		
	ITA	Yamaha YZF-R3	26 170,0	13 170,0	13 169,2		
16	18	A. MURLEY	1'55.189	1'55.805	1'55.189		
	GBR	Yamaha YZF-R3	25 171,9	13 169,5	12 171,9		
17	23	M. BASTIANELLI	1'55.704	1'56.789	1'55.704		
	ITA	Kawasaki Ninja 300	22 173,0	10 167,1	12 173,0		
18	12	A. RUSMIPUTRO	1'55.724	1'56.775	1'55.724		
	INA	Yamaha YZF-R3	27 172,2	14 171,9	13 172,2		
19	13	J. FACCO	1'55.761	1'56.216	1'55.761		
	ITA	Yamaha YZF-R3	28 173,0	14 167,9	14 173,0		
20	2	A. CARRASCO	1'56.122	1'56.715	1'56.122		
	ESP	Kawasaki Ninja 300	30 172,5	15 169,8	15 172,5		

16/06/2017

These data/results cannot be reproduced, stored and/or transmitted in whole or in part by any manner of electronic, mechanical, photocopying, recording, broadcasting or otherwise now known or herein after developed without the previous express consent by the copyright owner, except for reproduction in daily press and regular printed publications on sale to the public within 60 days of the event related to those data/results and always provided that copyright symbol appears together as follows below.

© DORNA WSBK ORGANIZATION Srl 2017

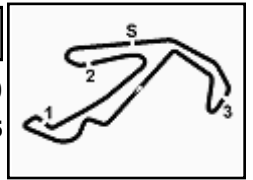
FICR PERUGIA TIMING



Official Tyre Supplier



Official Timekeeper



## Riviera di Rimini Round, 16-17-18 June 2017

### World Supersport 300 - Best Laps & Speeds

Misano Circuit Sic 58 4.226 m

2 / 2

No.	Rider		Best Lap	FP1		FP2	
	Nat	Bike		laps	speed	laps	speed
21	79	C. TAYLOR	1'56.164	1'56.223	1'56.164		
	GBR	Kawasaki Ninja 300	27 170,6	13 166,6	14 170,6		
22	84	M. CARBONERA	1'56.356	1'57.174	1'56.356		
	ITA	Yamaha YZF-R3	25 171,9	13 171,9	12 166,4		
23	130	R. FERREIRA	1'56.619	1'57.445	1'56.619		
	BRA	Yamaha YZF-R3	22 167,9	14 164,1	8 167,9		
24	56	N. BERNABÈ	1'56.683	1'58.512	1'56.683		
	ITA	Kawasaki Ninja 300	25 168,2	13 168,2	12 164,3		
25	35	A. TRIGLIA	1'56.693	1'57.997	1'56.693		
	ITA	Honda CBR500R	28 165,9	14 162,4	14 165,9		
26	87	A. LICCIARDI	1'56.703	1'56.703	1'57.044		
	BEL	Yamaha YZF-R3	25 168,7	13 168,7	12 167,1		
27	121	K. PATOVA	1'56.808	1'58.691	1'56.808		
	FIN	Yamaha YZF-R3	28 168,7	14 168,7	14 167,4		
28	17	G. NODERER	1'56.839	1'57.592	1'56.839		
	GER	Honda CBR500R	26 164,1	13 164,1	13 162,4		
29	53	V. GRIMOUX	1'57.251	1'57.699	1'57.251		
	FRA	Yamaha YZF-R3	29 166,6	15 166,6	14 164,8		
30	49	M. CARUSI	1'57.364	1'57.364	1'58.050		
	ITA	Kawasaki Ninja 300	17 164,8	12 164,1	5 164,8		
31	64	A. PAK	1'57.595	1'59.751	1'57.595		
	TUR	Kawasaki Ninja 300	27 167,1	13 167,1	14 165,1		
32	62	J. SCHULTZ	1'57.949	1'57.949	1'58.232		
	RSA	Kawasaki Ninja 300	20 166,1	12 166,1	8 165,9		
33	19	E. ROVELLI	1'58.240	1'58.612	1'58.240		
	ITA	Yamaha YZF-R3	26 166,9	14 166,9	12 163,6		
34	9	R. DOORAKKERS	1'58.247		1'58.247		
	NED	Yamaha YZF-R3	14 160,9		14 160,9		
35	26	L. HOPKINS	1'58.783	2'02.367	1'58.783		
	GBR	Kawasaki Ninja 300	21 167,9	10 167,4	11 167,9		
36	21	A. BIDDLE	1'58.917	2'00.213	1'58.917		
	NZL	Kawasaki Ninja 300	23 165,6	12 165,6	11 164,3		
37	7	N. SETTIMO	1'59.089	1'59.089	1'59.382		
	ITA	Yamaha YZF-R3	27 171,4	14 166,9	13 171,4		
38	11	N. CUPAIOLI	1'59.461	2'01.840	1'59.461		
	ITA	Yamaha YZF-R3	25 166,6	13 161,4	12 166,6		

16/06/2017

These data/results cannot be reproduced, stored and/or transmitted in whole or in part by any manner of electronic, mechanical, photocopying, recording, broadcasting or otherwise now known or herein after developed without the previous express consent by the copyright owner, except for reproduction in daily press and regular printed publications on sale to the public within 60 days of the event related to those data/results and always provided that copyright symbol appears together as follows below.

© DORNA WSBK ORGANIZATION Srl 2017

FICR PERUGIA TIMING



Official Tyre Supplier



Official Timekeeper