

## Riviera di Rimini Round, 16-17-18 June 2017

### World Supersport 300 - Results Superpole 1

Misano Circuit Sic 58 4.226 m  
1 / 2

No.	Rider	Nat	Team	Bike	Time	Gap	Rel.	Laps	Speed	
									Avg	Max
1*	18	A. MURLEY	GBR Team Toth	Yamaha YZF-R3	<b>1'53.820</b>			7	133,664	<b>171,4</b>
2*	79	C. TAYLOR	GBR MTM HS Kawasaki	Kawasaki Ninja 300	<b>1'54.114</b>	0.294	0.294	7	133,319	<b>170,9</b>
3	22	M. KALININ	UKR Team MOTOXRACING	Yamaha YZF-R3	<b>1'54.214</b>	0.394	0.100	7	133,203	<b>171,7</b>
4	75	S. DEROUE	NED MTM HS Kawasaki	Kawasaki Ninja 300	<b>1'54.718</b>	0.898	0.504	7	132,617	<b>173,1</b>
5	2	A. CARRASCO	ESP ETG Racing	Kawasaki Ninja 300	<b>1'54.965</b>	1.145	0.247	7	132,332	<b>172,8</b>
6	87	A. LICCIARDI	BEL Team Trasimeno	Yamaha YZF-R3	<b>1'55.200</b>	1.380	0.235	7	132,063	<b>171,2</b>
7	14	E. DE LA VEGA	FRA GRT Yamaha WorldSSP300 Team	Yamaha YZF-R3	<b>1'55.332</b>	1.512	0.132	7	131,911	<b>168,0</b>
8	28	P. GIACOMINI	ITA Terra e Moto	Yamaha YZF-R3	<b>1'55.509</b>	1.689	0.177	7	131,709	<b>169,3</b>
9	27	F. ROVELLI	ITA ParkinGO DS Junior Team	Yamaha YZF-R3	<b>1'55.523</b>	1.703	0.014	4	131,693	<b>169,8</b>
10	84	M. CARBONERA	ITA SK Racing	Yamaha YZF-R3	<b>1'55.657</b>	1.837	0.134	6	131,541	<b>168,2</b>
11	35	A. TRIGLIA	ITA Scuderia Maranga Racing	Honda CBR500R	<b>1'55.885</b>	2.065	0.228	7	131,282	<b>165,9</b>
12	12	A. RUSMIPUTRO	INA Pertamina Almeria Racing Team	Yamaha YZF-R3	<b>1'55.922</b>	2.102	0.037	6	131,240	<b>170,6</b>
13	17	G. NODERER	GER Scuderia Maranga Racing	Honda CBR500R	<b>1'56.139</b>	2.319	0.217	7	130,995	<b>164,9</b>
14	13	J. FACCO	ITA Bierreti By 2R	Yamaha YZF-R3	<b>1'56.372</b>	2.552	0.233	6	130,732	<b>168,8</b>
15	23	M. BASTIANELLI	ITA 3570 Made in CIV	Kawasaki Ninja 300	<b>1'56.427</b>	2.607	0.055	7	130,671	<b>170,1</b>
16	130	R. FERREIRA	BRA Kallio Racing	Yamaha YZF-R3	<b>1'56.537</b>	2.717	0.110	4	130,547	<b>166,9</b>
17	64	A. PAK	TUR Kawasaki Puccetti Racing	Kawasaki Ninja 300	<b>1'56.542</b>	2.722	0.005	7	130,542	<b>168,0</b>
18	62	J. SCHULTZ	RSA DDM by BWG_Bike & Motor RT_Grimaldi	Kawasaki Ninja 300	<b>1'56.739</b>	2.919	0.197	7	130,321	<b>170,1</b>
19	53	V. GRIMOUX	FRA Team Toth	Yamaha YZF-R3	<b>1'56.979</b>	3.159	0.240	7	130,054	<b>169,8</b>
20	21	A. BIDDLE	NZL Sourz Foods - Benjan Racing	Kawasaki Ninja 300	<b>1'57.516</b>	3.696	0.537	7	129,460	<b>168,5</b>
21	49	M. CARUSI	ITA 3570 Made in CIV	Kawasaki Ninja 300	<b>1'57.585</b>	3.765	0.069	7	129,384	<b>165,9</b>
22	121	K. PATOVA	FIN Kallio Racing	Yamaha YZF-R3	<b>1'57.742</b>	3.922	0.157	5	129,211	<b>162,7</b>
23	19	E. ROVELLI	ITA ParkinGO DS Junior Team	Yamaha YZF-R3	<b>1'57.811</b>	3.991	0.069	6	129,136	<b>169,0</b>
24	26	L. HOPKINS	GBR Hopkins Racing	Kawasaki Ninja 300	<b>1'57.916</b>	4.096	0.105	7	129,021	<b>169,0</b>
25	56	N. BERNABÈ	ITA GP Project Team	Kawasaki Ninja 300	<b>1'57.931</b>	4.111	0.015	5	129,004	<b>169,0</b>
26	9	R. DOORAKKERS	NED MVR Racing	Yamaha YZF-R3	<b>1'58.172</b>	4.352	0.241	2	128,741	<b>162,2</b>
27	7	N. SETTIMO	ITA Bierreti By 2R	Yamaha YZF-R3	<b>1'58.195</b>	4.375	0.023	6	128,716	<b>163,9</b>
28	11	N. CUPAIOLI	ITA 3ENNE#Racing	Yamaha YZF-R3	<b>1'59.279</b>	5.459	1.084	7	127,546	<b>164,9</b>

\* Qualified to Superpole 2

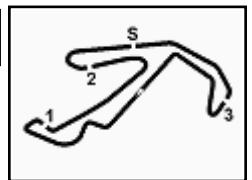
AIR	Humidity:	68%	Temp:	27°C
TRACK	Condition:	Dry	Temp:	40°C

Start 17/06/2017 11:30 End 11:47 The results are provisional until the end of the time limit for protests and appeals and the completion of the technical checks.

These data/results cannot be reproduced, stored and/or transmitted in whole or in part by any manner of electronic, mechanical, photocopying, recording, broadcasting or otherwise now known or herein after developed without the previous express consent by the copyright owner, except for reproduction in daily press and regular printed publications on sale to the public within 60 days of the event related to those data/results and always provided that copyright symbol appears together as follows below.

© DORNA WSBK ORGANIZATION Srl 2017





## Riviera di Rimini Round, 16-17-18 June 2017

### World Supersport 300 - Results Superpole 1

Misano Circuit Sic 58.4.226 m

2 / 2

#### Session Highlights

Local Time	No. Rider	Description
11.30.00		Start
11.33.14	121 K. PATOVA	Crashed - Turn 6
11.34.34	121 K. PATOVA	Re-joined
11.35.02	27 F. ROVELLI	Lap Cancelled (1'57.206) - Exceeded Track Limits - Turn 16
11.35.25	19 E. ROVELLI	Lap Cancelled (1'58.637) - Exceeded Track Limits - Turn 16
11.35.57	121 K. PATOVA	BLACK FLAG
11.37.52	121 K. PATOVA	Lap Cancelled (1'58.497) - Black Flag
11.38.17	9 R. DOORAKKERS	Crashed - Turn 5
11.40.17	121 K. PATOVA	allowed to continue the practice
11.40.35	27 F. ROVELLI	Crashed - Turn 5
11.40.52	9 R. DOORAKKERS	Re-joined
11.41.31	13 J. FACCO	Lap Cancelled (1'56.389) - Exceeded Track Limits - Turn 16
11.42.15	130 R. FERREIRA	Crashed - Turn 16
11.42.36	87 A. LICCIARDI	Check Transponder
11.43.11	27 F. ROVELLI	Re-joined
11.47.09		End Of Session
11.48.23	121 K. PATOVA	Lap Cancelled (1'57.217) - Exceeded Track Limits - Turn 16

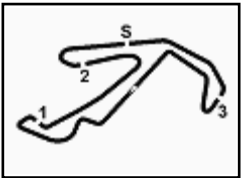
#### Fastest Laps Sequence

No. Rider	Nat	Team	Bike	Local Time	Time	Gap	Avg
14 E. DE LA VEGA	FRA	GRT Yamaha WorldSSP300 Team	Yamaha YZF-R3	11:34'07.718	<b>1'57.177</b>		129,834
18 A. MURLEY	GBR	Team Toth	Yamaha YZF-R3	11:34'07.967	<b>1'56.090</b>	-1.087	131,050
18 A. MURLEY	GBR	Team Toth	Yamaha YZF-R3	11:36'03.717	<b>1'55.750</b>	-0.340	131,435
87 A. LICCIARDI	BEL	Team Trasimeno	Yamaha YZF-R3	11:36'07.132	<b>1'55.560</b>	-0.190	131,651
22 M. KALININ	UKR	Team MOTOXRACING	Yamaha YZF-R3	11:36'08.253	<b>1'55.226</b>	-0.334	132,033
79 C. TAYLOR	GBR	MTM HS Kawasaki	Kawasaki Ninja 300	11:36'09.465	<b>1'54.832</b>	-0.394	132,486
22 M. KALININ	UKR	Team MOTOXRACING	Yamaha YZF-R3	11:38'02.467	<b>1'54.214</b>	-0.618	133,203
18 A. MURLEY	GBR	Team Toth	Yamaha YZF-R3	11:43'52.163	<b>1'53.820</b>	-0.394	133,664

Start 11:30 End 11:47 The results are provisional until the end of the time limit for protests and appeals and the completion of the technical checks.

These data/results cannot be reproduced, stored and/or transmitted in whole or in part by any manner of electronic, mechanical, photocopying, recording, broadcasting or otherwise now known or herein after developed without the previous express consent by the copyright owner, except for reproduction in daily press and regular printed publications on sale to the public within 60 days of the event related to those data/results and always provided that copyright symbol appears together as follows below.

© DORNA WSBK ORGANIZATION Srl 2017



## Riviera di Rimini Round, 16-17-18 June 2017

### World Supersport 300 - Best Sector & Speed Superpole 1

Misano Circuit Sic 58 4.226 m

#### BEST LAP

1	18 A. MURLEY	Yamaha YZF-R3	1'53.820
2	79 C. TAYLOR	Kawasaki Ninja 300	1'54.114
3	22 M. KALININ	Yamaha YZF-R3	1'54.214
4	75 S. DEROUE	Kawasaki Ninja 300	1'54.718
5	2 A. CARRASCO	Kawasaki Ninja 300	1'55.965
6	87 A. LICCIARDI	Yamaha YZF-R3	1'55.200
7	14 E. DE LA VEGA	Yamaha YZF-R3	1'55.332
8	28 P. GIACOMINI	Yamaha YZF-R3	1'55.509
9	27 F. ROVELLI	Yamaha YZF-R3	1'55.523
10	84 M. CARBONERA	Yamaha YZF-R3	1'55.657
11	35 A. TRIGLIA	Honda CBR500R	1'55.885
12	12 A. RUSMIPUTRO	Yamaha YZF-R3	1'55.922
13	17 G. NODERER	Honda CBR500R	1'56.139
14	13 J. FACCO	Yamaha YZF-R3	1'56.372
15	23 M. BASTIANELLI	Kawasaki Ninja 300	1'56.427
16	130 R. FERREIRA	Yamaha YZF-R3	1'56.537
17	64 A. PAK	Kawasaki Ninja 300	1'56.542
18	62 J. SCHULTZ	Kawasaki Ninja 300	1'56.739
19	53 V. GRIMOUX	Yamaha YZF-R3	1'56.979
20	21 A. BIDDLE	Kawasaki Ninja 300	1'57.516
21	49 M. CARUSI	Kawasaki Ninja 300	1'57.585
22	121 K. PATOVA	Yamaha YZF-R3	1'57.742
23	19 E. ROVELLI	Yamaha YZF-R3	1'57.811
24	26 L. HOPKINS	Kawasaki Ninja 300	1'57.916
25	56 N. BERNABÈ	Kawasaki Ninja 300	1'57.931
26	9 R. DOORAKKERS	Yamaha YZF-R3	1'58.172
27	7 N. SETTIMO	Yamaha YZF-R3	1'58.195
28	11 N. CUPAIOLI	Yamaha YZF-R3	1'59.279

#### SPEED

1	75 S. DEROUE	Kawasaki Ninja 300	173.1
2	2 A. CARRASCO	Kawasaki Ninja 300	172.8
3	22 M. KALININ	Yamaha YZF-R3	171.7
4	18 A. MURLEY	Yamaha YZF-R3	171.4
5	87 A. LICCIARDI	Yamaha YZF-R3	171.2
6	79 C. TAYLOR	Kawasaki Ninja 300	170.9
7	12 A. RUSMIPUTRO	Yamaha YZF-R3	170.6
8	23 M. BASTIANELLI	Kawasaki Ninja 300	170.1
9	62 J. SCHULTZ	Kawasaki Ninja 300	170.1
10	27 F. ROVELLI	Yamaha YZF-R3	169.8
11	53 V. GRIMOUX	Yamaha YZF-R3	169.8
12	28 P. GIACOMINI	Yamaha YZF-R3	169.3
13	56 N. BERNABÈ	Kawasaki Ninja 300	169.0
14	26 L. HOPKINS	Kawasaki Ninja 300	169.0
15	19 E. ROVELLI	Yamaha YZF-R3	169.0
16	13 J. FACCO	Yamaha YZF-R3	168.8
17	21 A. BIDDLE	Kawasaki Ninja 300	168.5
18	84 M. CARBONERA	Yamaha YZF-R3	168.2
19	14 E. DE LA VEGA	Yamaha YZF-R3	168.0
20	64 A. PAK	Kawasaki Ninja 300	168.0
21	130 R. FERREIRA	Yamaha YZF-R3	166.9
22	35 A. TRIGLIA	Honda CBR500R	165.9
23	49 M. CARUSI	Kawasaki Ninja 300	165.9
24	11 N. CUPAIOLI	Yamaha YZF-R3	164.9
25	17 G. NODERER	Honda CBR500R	164.9
26	7 N. SETTIMO	Yamaha YZF-R3	163.9
27	121 K. PATOVA	Yamaha YZF-R3	162.7
28	9 R. DOORAKKERS	Yamaha YZF-R3	162.2

#### SEG. 1

1	79 C. TAYLOR	29.044
2	18 A. MURLEY	29.241
3	75 S. DEROUE	29.290
4	2 A. CARRASCO	29.323
5	22 M. KALININ	29.378
6	84 M. CARBONERA	29.428
7	12 A. RUSMIPUTRO	29.440
8	17 G. NODERER	29.458
9	28 P. GIACOMINI	29.503
10	35 A. TRIGLIA	29.522
11	9 R. DOORAKKER	29.547
12	23 M. BASTIANELLI	29.553
13	64 A. PAK	29.598
14	14 E. DE LA VEGA	29.599
15	13 J. FACCO	29.629
16	87 A. LICCIARDI	29.702
17	27 F. ROVELLI	29.804
18	53 V. GRIMOUX	29.805
19	62 J. SCHULTZ	29.816
20	130 R. FERREIRA	29.862
21	49 M. CARUSI	29.879
22	26 L. HOPKINS	29.935
23	121 K. PATOVA	29.955
24	56 N. BERNABÈ	30.142
25	21 A. BIDDLE	30.248
26	7 N. SETTIMO	30.264
27	11 N. CUPAIOLI	30.280
28	19 E. ROVELLI	30.369

#### SEG. 2

1	18 A. MURLEY	27.151
2	87 A. LICCIARDI	27.303
3	22 M. KALININ	27.351
4	75 S. DEROUE	27.443
5	79 C. TAYLOR	27.498
6	28 P. GIACOMINI	27.558
7	2 A. CARRASCO	27.567
8	14 E. DE LA VEGA	27.701
9	27 F. ROVELLI	27.704
10	35 A. TRIGLIA	27.733
11	84 M. CARBONERA	27.778
12	12 A. RUSMIPUTRO	27.783
13	13 J. FACCO	27.853
14	23 M. BASTIANELLI	27.873
15	62 J. SCHULTZ	27.873
16	17 G. NODERER	27.879
17	130 R. FERREIRA	27.931
18	64 A. PAK	27.970
19	53 V. GRIMOUX	28.017
20	121 K. PATOVA	28.124
21	19 E. ROVELLI	28.192
22	49 M. CARUSI	28.261
23	7 N. SETTIMO	28.375
24	56 N. BERNABÈ	28.464
25	26 L. HOPKINS	28.466
26	21 A. BIDDLE	28.478
27	11 N. CUPAIOLI	28.757
28	9 R. DOORAKKER	28.794

#### SEG. 3

1	22 M. KALININ	16.450
2	27 F. ROVELLI	16.456
3	79 C. TAYLOR	16.469
4	75 S. DEROUE	16.477
5	87 A. LICCIARDI	16.518
6	12 A. RUSMIPUTRO	16.523
7	18 A. MURLEY	16.526
8	2 A. CARRASCO	16.584
9	28 P. GIACOMINI	16.641
10	35 A. TRIGLIA	16.648
11	84 M. CARBONERA	16.696
12	14 E. DE LA VEGA	16.701
13	13 J. FACCO	16.713
14	23 M. BASTIANELLI	16.722
15	62 J. SCHULTZ	16.793
16	130 R. FERREIRA	16.812
17	7 N. SETTIMO	16.823
18	19 E. ROVELLI	16.832
19	17 G. NODERER	16.834
20	21 A. BIDDLE	16.844
21	26 L. HOPKINS	16.848
22	9 R. DOORAKKER	16.926
23	56 N. BERNABÈ	16.931
24	64 A. PAK	16.939
25	53 V. GRIMOUX	16.946
26	121 K. PATOVA	16.960
27	11 N. CUPAIOLI	16.988
28	49 M. CARUSI	17.037

#### SEG. 4

1	75 S. DEROUE	15.932
2	79 C. TAYLOR	15.940
3	18 A. MURLEY	15.945
4	22 M. KALININ	15.981
5	2 A. CARRASCO	16.037
6	27 F. ROVELLI	16.111
7	17 G. NODERER	16.123
8	14 E. DE LA VEGA	16.142
9	28 P. GIACOMINI	16.163
10	84 M. CARBONERA	16.166
11	56 N. BERNABÈ	16.200
12	35 A. TRIGLIA	16.225
13	87 A. LICCIARDI	16.231
14	23 M. BASTIANELLI	16.236
15	13 J. FACCO	16.259
16	53 V. GRIMOUX	16.287
17	130 R. FERREIRA	16.306
18	62 J. SCHULTZ	16.312
19	12 A. RUSMIPUTRO	16.344
20	64 A. PAK	16.386
21	19 E. ROVELLI	16.398
22	21 A. BIDDLE	16.411
23	26 L. HOPKINS	16.452
24	121 K. PATOVA	16.476
25	11 N. CUPAIOLI	16.578
26	49 M. CARUSI	16.611
27	9 R. DOORAKKER	16.772
28	7 N. SETTIMO	16.785

#### SEG. 5

1	22 M. KALININ	24.740
2	27 F. ROVELLI	24.857
3	79 C. TAYLOR	24.872
4	2 A. CARRASCO	24.910
5	28 P. GIACOMINI	24.926
6	18 A. MURLEY	24.944
7	17 G. NODERER	24.991
8	84 M. CARBONERA	25.011
9	14 E. DE LA VEGA	25.018
10	87 A. LICCIARDI	25.033
11	13 J. FACCO	25.058
12	75 S. DEROUE	25.116
13	64 A. PAK	25.143
14	12 A. RUSMIPUTRO	25.196
15	35 A. TRIGLIA	25.237
16	130 R. FERREIRA	25.278
17	53 V. GRIMOUX	25.297
18	56 N. BERNABÈ	25.341
19	121 K. PATOVA	25.394
20	23 M. BASTIANELLI	25.432
21	62 J. SCHULTZ	25.500
22	21 A. BIDDLE	25.528
23	49 M. CARUSI	25.532
24	9 R. DOORAKKER	25.551
25	19 E. ROVELLI	25.628
26	26 L. HOPKINS	25.885
27	7 N. SETTIMO	25.933
28	11 N. CUPAIOLI	26.018

17/06/2017

These data/results cannot be reproduced, stored and/or transmitted in whole or in part by any manner of electronic, mechanical, photocopying, recording, broadcasting or otherwise now known or herein after developed without the previous express consent by the copyright owner, except for reproduction in daily press and regular printed publications on sale to the public within 60 days of the event related to those data/results and always provided that copyright symbol appears together as follows below.

© DORNA WSBK ORGANIZATION Srl 2017

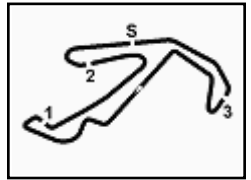
FICR PERUGIA TIMING

**PIRELLI**

Official Tyre Supplier

**TISSOT**  
SWISS WATCHES SINCE 1853

Official Timekeeper



## Riviera di Rimini Round, 16-17-18 June 2017

### World Supersport 300 - Ideal Times Superpole 1

Misano Circuit Sic 58 4.226 m

No.	Rider	Nat	Bike	Seg. 1	Seg. 2	Seg. 3	Seg. 4	Seg. 5	Ideal Time		
				Diff. 1	Diff. 2	Diff. 3	Diff. 4	Diff. 5	Best Lap	Pos.	Diff.
1	18 A. MURLEY	GBR	Yamaha YZF-R3	29.241	<b>27.151</b>	16.526	15.945	24.944 0.013	<b>1'53.807</b> 1'53.820	1	0.013
2	79 C. TAYLOR	GBR	Kawasaki Ninja 300	<b>29.044</b> 0.203	27.498	16.469	15.940 0.060	24.872 0.028	<b>1'53.823</b> 1'54.114	2	0.291
3	22 M. KALININ	UKR	Yamaha YZF-R3	29.378 0.144	27.351	<b>16.450</b> 0.108	15.981 0.062	<b>24.740</b>	<b>1'53.900</b> 1'54.214	3	0.314
4	75 S. DEROUÉ	NED	Kawasaki Ninja 300	29.290	27.443 0.174	16.477 0.092	<b>15.932</b> 0.194	25.116	<b>1'54.258</b> 1'54.718	4	0.460
5	2 A. CARRASCO	ESP	Kawasaki Ninja 300	29.323 0.332	27.567 0.136	16.584 0.023	16.037 0.053	24.910	<b>1'54.421</b> 1'54.965	5	0.544
6	87 A. LICCIARDI	BEL	Yamaha YZF-R3	29.702	27.303 1'27.897	16.518 1'38.682	16.231 1'38.969	25.033 1'30.167	<b>1'54.787</b> 1'55.200	6	0.413
7	28 P. GIACOMINI	ITA	Yamaha YZF-R3	29.503 0.036	27.558 0.134	16.641 0.179	16.163 0.344	24.926 0.025	<b>1'54.791</b> 1'55.509	8	0.718
8	27 F. ROVELLI	ITA	Yamaha YZF-R3	29.804	27.704	16.456	16.111 0.591	24.857	<b>1'54.932</b> 1'55.523	9	0.591
9	84 M. CARBONERA	ITA	Yamaha YZF-R3	29.428 0.271	27.778 0.041	16.696	16.166 0.266	25.011	<b>1'55.079</b> 1'55.657	10	0.578
10	14 E. DE LA VEGA	FRA	Yamaha YZF-R3	29.599	27.701 0.036	16.701	16.142	25.018 0.135	<b>1'55.161</b> 1'55.332	7	0.171
11	17 G. NODERER	GER	Honda CBR500R	29.458 0.028	27.879 0.187	16.834 0.194	16.123 0.445	24.991	<b>1'55.285</b> 1'56.139	13	0.854
12	12 A. RUSMIPUTRO	INA	Yamaha YZF-R3	29.440	27.783	16.523	16.344	25.196 0.636	<b>1'55.286</b> 1'55.922	12	0.636
13	35 A. TRIGLIA	ITA	Honda CBR500R	29.522 0.448	27.733 0.072	16.648	16.225	25.237	<b>1'55.365</b> 1'55.885	11	0.520
14	13 J. FACCO	ITA	Yamaha YZF-R3	29.629	27.853 0.520	16.713	16.259 0.046	25.058 0.294	<b>1'55.512</b> 1'56.372	14	0.860
15	23 M. BASTIANELLI	ITA	Kawasaki Ninja 300	29.553 0.236	27.873 0.152	16.722 0.154	16.236 0.069	25.432	<b>1'55.816</b> 1'56.427	15	0.611
16	64 A. PAK	TUR	Kawasaki Ninja 300	29.598	27.970 0.114	16.939 0.168	16.386 0.224	25.143	<b>1'56.036</b> 1'56.542	17	0.506
17	130 R. FERREIRA	BRA	Yamaha YZF-R3	29.862 0.284	27.931	16.812 0.064	16.306	25.278	<b>1'56.189</b> 1'56.537	16	0.348
18	62 J. SCHULTZ	RSA	Kawasaki Ninja 300	29.816 0.258	27.873	16.793	16.312 0.187	25.500	<b>1'56.294</b> 1'56.739	18	0.445
19	53 V. GRIMOUX	FRA	Yamaha YZF-R3	29.805 0.126	28.017	16.946 0.072	16.287 0.429	25.297	<b>1'56.352</b> 1'56.979	19	0.627
20	121 K. PATOVA	FIN	Yamaha YZF-R3	29.955 0.174	28.124 0.201	16.960 0.088	16.476 0.370	25.394	<b>1'56.909</b> 1'57.742	22	0.833
21	56 N. BERNABÈ	ITA	Kawasaki Ninja 300	30.142	28.464	16.931 0.248	16.200 0.523	25.341 0.082	<b>1'57.078</b> 1'57.931	25	0.853
22	49 M. CARUSI	ITA	Kawasaki Ninja 300	29.879	28.261	17.037	16.611 0.094	25.532 0.171	<b>1'57.320</b> 1'57.585	21	0.265
23	19 E. ROVELLI	ITA	Yamaha YZF-R3	30.369	28.192 0.369	16.832	16.398 0.023	25.628	<b>1'57.419</b> 1'57.811	23	0.392
24	21 A. BIDDLE	NZL	Kawasaki Ninja 300	30.248	28.478 0.007	16.844	16.411	25.528	<b>1'57.509</b> 1'57.516	20	0.007
25	26 L. HOPKINS	GBR	Kawasaki Ninja 300	29.935	28.466 0.074	16.848	16.452 0.256	25.885	<b>1'57.586</b> 1'57.916	24	0.330
26	9 R. DOORAKKERS	NED	Yamaha YZF-R3	29.547 0.536	28.794	16.926	16.772	25.551 0.046	<b>1'57.590</b> 1'58.172	26	0.582
27	7 N. SETTIMO	ITA	Yamaha YZF-R3	30.264	28.375	16.823	16.785 0.015	25.933	<b>1'58.180</b> 1'58.195	27	0.015
28	11 N. CUPAIOLI	ITA	Yamaha YZF-R3	30.280 0.556	28.757	16.988 0.015	16.578	26.018 0.087	<b>1'58.621</b> 1'59.279	28	0.658
<b>Overall Ideal Time</b>				29.044	27.151	16.450	15.932	24.740	<b>1'53.317</b>		

17/06/2017

These data/results cannot be reproduced, stored and/or transmitted in whole or in part by any manner of electronic, mechanical, photocopying, recording, broadcasting or otherwise now known or herein after developed without the previous express consent by the copyright owner, except for reproduction in daily press and regular printed publications on sale to the public within 60 days of the event related to those data/results and always provided that copyright symbol appears together as follows below.

© DORNA WSBK ORGANIZATION Srl 2017

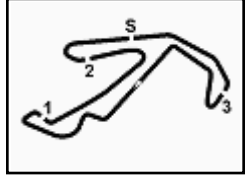
FICR PERUGIA TIMING



Official Tyre Supplier



Official Timekeeper



## Riviera di Rimini Round, 16-17-18 June 2017

### World Supersport 300 - Chronological Analysis Superpole 1

Misano Circuit Sic 58 4.226 m

1 / 2

1° 18 A. MURLEY (1'53.820)								
Lap	Seg. 1	Seg. 2	Seg. 3	Seg. 4	Seg. 5	Lap Time	km/h	Local Time
1	30.101	29.524	16.950	16.467	26.113	1'56.090	171.4	11:32'11.877
2	29.476	28.361	16.639	15.992	24.997	1'56.090	171.4	11:34'07.967
3	30.182	27.733	16.813	16.555	25.173	1'55.750	164.9	11:36'03.717
4	29.306	29.182	16.903	16.497	24.944	1'57.708	165.4	11:38'01.425
5	29.306	27.565	16.802	16.587	25.065	1'55.325	163.1	11:39'56.750
6	30.641	28.420	17.928	17.576	27.028	2'01.593	145.7	11:41'58.343
7	29.241	27.151	16.526	15.945	24.957	1'53.820	169.0	11:43'52.163
7	29.693	27.986	16.634	16.811	25.787	1'56.911	169.0	11:45'49.074

8° 28 P. GIACOMINI (1'55.509)								
Lap	Seg. 1	Seg. 2	Seg. 3	Seg. 4	Seg. 5	Lap Time	km/h	Local Time
1	30.486	28.851	17.876	16.683	26.261	1'56.221	163.1	11:32'11.785
2	30.090	27.841	16.641	16.327	24.926	1'56.221	169.3	11:34'08.006
3	29.515	28.382	16.930	16.163	25.380	1'56.945	165.6	11:36'04.951
4	29.503	27.707	16.651	16.594	25.144	1'55.611	161.2	11:38'00.562
5	30.156	28.109	16.909	16.687	24.999	1'56.207	159.8	11:39'56.769
6	29.594	28.990	17.218	16.934	25.170	1'58.468	158.1	11:41'55.237
7	29.539	27.558	16.950	16.452	25.134	1'55.688	159.5	11:43'50.925
7	29.539	27.692	16.820	16.507	24.951	1'55.509	161.0	11:45'46.434

2° 79 C. TAYLOR (1'54.114)								
Lap	Seg. 1	Seg. 2	Seg. 3	Seg. 4	Seg. 5	Lap Time	km/h	Local Time
1	30.746	29.304	18.002	19.382	25.947	1'58.455	169.8	11:32'16.178
2	29.692	29.445	17.060	16.057	25.147	1'54.832	168.8	11:34'14.633
3	29.328	27.735	16.593	15.940	24.872	1'54.832	168.8	11:36'09.465
4	29.044	27.968	16.869	16.307	24.916	1'55.388	165.1	11:38'04.853
5	29.044	27.511	16.632	16.145	25.184	1'54.516	167.2	11:39'59.369
6	29.466	27.831	16.610	16.410	25.773	1'56.470	171.2	11:41'58.174
7	29.247	27.498	16.469	16.000	24.900	1'54.114	170.9	11:43'52.288
7	30.469	29.598	16.791	16.551	25.434	1'58.843	165.1	11:45'51.131

9° 27 F. ROVELLI (1'55.523)								
Lap	Seg. 1	Seg. 2	Seg. 3	Seg. 4	Seg. 5	Lap Time	km/h	Local Time
1	30.111	29.070	16.787	16.249	26.324	1'57.206	167.4	11:32'11.625
2	30.326	28.323	16.676	16.487	25.609	1'56.206	167.4	11:34'08.831
3	30.052	28.158	16.626	16.111	25.285	1'56.506	169.3	11:36'05.337
4	29.804	28.070	16.639	16.172	25.074	1'56.007	169.8	11:38'01.344
5	29.804	27.704	16.456	16.702	24.857	1'55.523	169.3	11:39'56.867

3° 22 M. KALININ (1'54.214)								
Lap	Seg. 1	Seg. 2	Seg. 3	Seg. 4	Seg. 5	Lap Time	km/h	Local Time
1	30.036	29.304	18.002	19.382	25.947	1'58.455	169.8	11:32'16.178
2	29.855	29.445	17.060	16.057	25.147	1'54.832	168.8	11:34'14.633
3	29.522	27.735	16.593	15.940	24.872	1'54.832	168.8	11:36'09.465
4	29.846	27.968	16.869	16.307	24.916	1'55.388	165.1	11:38'04.853
5	29.372	27.511	16.632	16.145	25.184	1'54.516	167.2	11:39'59.369
6	29.566	27.831	16.610	16.410	25.773	1'56.470	171.2	11:41'58.174
7	29.378	27.630	16.450	16.312	24.918	1'54.688	169.3	11:43'52.288
7	30.623	28.081	16.858	17.706	26.355	1'59.623	162.4	11:45'50.250

10° 84 M. CARBONERA (1'55.657)								
Lap	Seg. 1	Seg. 2	Seg. 3	Seg. 4	Seg. 5	Lap Time	km/h	Local Time
1	31.122	29.180	18.143	19.687	25.695	2'05.518	166.9	11:34'21.984
2	29.944	28.249	16.763	16.166	25.910	1'56.884	168.2	11:36'18.868
3	30.196	27.855	16.830	16.530	25.320	1'56.731	164.9	11:38'15.599
4	29.699	27.819	16.696	16.432	25.011	1'55.657	164.9	11:40'11.256
5	29.428	27.778	16.910	16.417	25.287	1'55.820	162.7	11:42'07.076
6	33.075	29.062	17.310	16.910	28.121	4'46.168	158.8	11:46'53.244

4° 75 S. DEROUÉ (1'54.718)								
Lap	Seg. 1	Seg. 2	Seg. 3	Seg. 4	Seg. 5	Lap Time	km/h	Local Time
1	30.441	28.943	17.235	17.114	26.289	1'57.268	167.4	11:32'15.759
2	29.855	28.759	16.929	16.123	25.421	1'55.226	171.7	11:34'13.027
3	29.522	27.858	16.528	15.981	25.004	1'55.226	171.7	11:36'08.253
4	29.846	27.351	16.558	16.043	24.740	1'54.214	170.9	11:38'02.467
5	29.846	27.831	16.610	16.410	25.773	1'56.470	171.2	11:39'58.937
6	29.566	27.872	16.715	16.898	25.951	1'57.002	164.9	11:41'55.939
7	29.378	27.630	16.450	16.312	24.918	1'54.688	169.3	11:43'50.627
7	30.623	28.081	16.858	17.706	26.355	1'59.623	162.4	11:45'50.250

11° 35 A. TRIGLIA (1'55.885)								
Lap	Seg. 1	Seg. 2	Seg. 3	Seg. 4	Seg. 5	Lap Time	km/h	Local Time
1	30.540	29.145	18.731	18.177	27.511	1'59.379	163.6	11:32'15.221
2	29.970	27.805	16.648	16.225	25.237	1'55.885	164.4	11:34'14.600
3	29.821	27.733	16.784	16.321	25.607	1'56.266	165.9	11:36'10.485
4	29.735	28.221	16.787	16.668	25.322	1'56.733	160.5	11:38'03.484
5	29.522	28.225	16.935	16.622	25.293	1'56.597	160.5	11:42'00.081
6	29.522	28.178	16.917	16.684	25.580	1'56.881	158.6	11:43'56.962
7	29.738	28.298	16.838	16.705	26.333	1'57.912	160.7	11:45'54.874

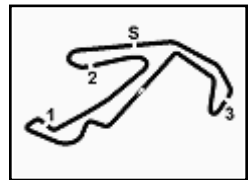
5° 2 A. CARRASCO (1'54.965)								
Lap	Seg. 1	Seg. 2	Seg. 3	Seg. 4	Seg. 5	Lap Time	km/h	Local Time
1	31.135	29.143	18.677	18.128	26.327	1'57.492	167.2	11:32'13.787
2	30.317	28.666	16.889	16.076	25.420	1'57.492	167.2	11:34'11.279
3	29.745	27.967	16.714	15.932	25.389	1'55.825	173.1	11:36'07.104
4	29.323	27.590	16.477	16.007	25.279	1'55.098	169.3	11:38'02.202
5	29.323	27.443	16.904	16.381	28.087	1'58.138	166.9	11:40'00.340
6	29.372	27.758	16.650	16.514	25.241	1'55.535	166.4	11:41'55.875
7	29.290	27.617	16.569	16.126	25.116	1'54.718	169.0	11:43'50.593
7	29.445	29.204	17.680	16.257	25.860	1'58.446	165.6	11:45'49.039

12° 12 A. RUSMIPUTRO (1'55.922)								
Lap	Seg. 1	Seg. 2	Seg. 3	Seg. 4	Seg. 5	Lap Time	km/h	Local Time
1	30.465	29.819	17.599	16.976	26.201	1'58.011	168.2	11:33'03.344
2	29.939	28.372	16.626	16.491	26.057	1'56.514	165.4	11:35'01.355
3	29.706	28.143	16.655	16.574	25.203	1'56.514	165.4	11:36'57.869
4	29.620	28.207	16.661	16.501	25.196	1'56.271	165.1	11:38'54.140
5	32.770	28.056	16.807	16.616	25.626	1'56.725	163.1	11:40'50.865
6	29.440	1'01.142	24.314	28.225	36.260	3'02.711	101.7	11:43'53.576
6	29.440	27.783	16.523	16.344	25.832	1'55.922	170.6	11:45'49.498

6° 87 A. LICCIARDI (1'55.200)								
Lap	Seg. 1	Seg. 2	Seg. 3	Seg. 4	Seg. 5	Lap Time	km/h	Local Time
1	30.442	28.447	17.805	18.468	26.939	1'58.906	169.0	11:32'14.152
2	29.828	28.795	16.617	16.231	25.335	1'57.420	171.2	11:34'11.572
3	30.067	27.694	16.627	16.378	25.033	1'55.560	167.2	11:36'07.132
4	29.702	27.681	16.533	16.486	25.066	1'55.833	168.2	11:38'02.965
5	29.702	27.303	16.518	16.416	25.332	1'55.271	170.3	11:39'58.236
6						1'58.029		11:41'56.265
7						1'55.200		11:43'51.465
7						1'58.187		11:45'49.652

13° 17 G. NODERER (1'56.139)								
Lap	Seg. 1	Seg. 2	Seg. 3	Seg. 4	Seg. 5	Lap Time	km/h	Local Time
1	29.856	29.617	17.893	16.992	26.053	1'57.632	161.7	11:32'10.103
2	29.486	28.492	17.047	16.672	25.565	1'57.632	161.7	11:34'07.735
3	29.676	28.066	17.028	16.568	24.991	1'56.139	164.4	11:36'03.874
4	30.676	28.421	16.834	16.255	25.379	1'56.565	162.4	11:38'00.439
5	30.027	28.284	17.149	16.510	27.582	1'59.552	162.9	11:39'59.991
6	29.458	28.311	16.946	16.296	25.626	1'56.637	164.4	11:41'56.628
7	29.934	27.879	16.953	16.123	25.316	1'56.205	164.9	11:43'52.833
7	29.598	28.094	16.961	16.534	26.312	1'57.499	164.6	11:45'50.332

7° 14 E. DE LA VEGA (1'55.332)								
Lap	Seg. 1	Seg. 2	Seg. 3	Seg. 4	Seg. 5	Lap Time	km/h	Local Time
1	30.058	28.447	17.452	16.464	25.796	1'57.177	165.6	11:32'10.541
2	30.073	28.109	16.816	16.573	25.621	1'57.177	165.6	11:34'07.718
3	29.922	27.750	16.781	16.478	25.023	1'56.105	162.7	11:36'03.823
4	29.749	28.007						



## Riviera di Rimini Round, 16-17-18 June 2017

### World Supersport 300 - Chronological Analysis Superpole 1

Misano Circuit Sic 58.4.226m

Lap	Seg. 1	Seg. 2	Seg. 3	Seg. 4	Seg. 5	Lap Time	km/h	Local Time
3	29.834	27.956	17.071	16.655	25.635	1'57.151	163.4	11:38'11.144
4	30.078	27.985	16.901	16.540	25.590	1'57.094	162.4	11:40'08.238
5	30.158	32.355	17.228	17.379	28.350	2'05.470	156.7	11:42'13.708
6	29.553	27.911	16.849	16.645	30.953	2'01.911	162.2	11:44'15.619
7	29.789	28.025	16.876	16.305	25.432	1'56.427	164.6	11:46'12.046

16° 130 R. FERREIRA (1'56.537)								
Lap	Seg. 1	Seg. 2	Seg. 3	Seg. 4	Seg. 5	Lap Time	km/h	Local Time
1	31.548	28.806	17.871	16.893	26.242	1'65.4	165.4	11:32'12.148
2	29.901	28.400	16.812	16.423	25.344	1'56.880	165.6	11:36'08.846
3	30.146	27.931	16.876	16.306	25.278	1'56.537	166.9	11:38'05.383
4	29.862	28.126	16.864	16.586	25.425	1'56.863	161.9	11:40'02.246

17° 64 A. PAK (1'56.542)								
Lap	Seg. 1	Seg. 2	Seg. 3	Seg. 4	Seg. 5	Lap Time	km/h	Local Time
1	30.988	31.039	17.953	17.180	26.304	1'62.2	162.2	11:32'18.989
2	30.051	28.203	17.068	16.506	25.702	1'57.548	165.9	11:36'15.810
3	30.295	28.152	17.104	16.692	25.492	1'57.735	163.9	11:38'13.545
4	29.850	27.970	17.170	16.747	25.445	1'57.182	162.2	11:40'10.727
5	29.598	28.084	17.107	16.610	25.143	1'56.542	165.6	11:42'07.269
6	30.953	34.822	20.463	25.334	25.925	2'17.497	91.2	11:44'24.766
7	29.942	28.165	16.939	16.747	25.371	1'57.164	162.4	11:46'21.930

18° 62 J. SCHULTZ (1'56.739)								
Lap	Seg. 1	Seg. 2	Seg. 3	Seg. 4	Seg. 5	Lap Time	km/h	Local Time
1	31.095	29.873	17.053	16.891	25.893	1'59.369	164.6	11:32'16.328
2	30.074	27.873	16.793	16.499	25.500	1'56.739	165.6	11:36'12.436
3	29.852	28.066	16.984	16.636	25.616	1'57.154	162.4	11:38'09.590
4	29.816	28.802	17.143	16.911	26.065	1'58.737	158.8	11:40'08.327
5	29.865	31.638	17.512	16.845	28.937	2'04.797	160.5	11:42'13.124
6	30.448	27.911	16.827	17.015	25.960	1'58.161	169.0	11:44'11.285
7	30.394	28.422	17.018	16.598	25.633	1'58.065	162.7	11:46'09.350

19° 53 V. GRIMOUX (1'56.979)								
Lap	Seg. 1	Seg. 2	Seg. 3	Seg. 4	Seg. 5	Lap Time	km/h	Local Time
1	31.064	29.612	17.399	17.126	27.029	2'00.854	163.4	11:32'15.271
2	30.216	28.395	16.979	16.287	26.152	1'58.029	167.4	11:36'14.154
3	29.931	28.017	17.018	16.716	25.297	1'56.979	168.2	11:38'11.133
4	29.805	28.522	16.946	16.508	25.716	1'57.497	164.1	11:40'08.630
5	30.004	29.845	17.367	16.633	25.847	1'59.696	162.4	11:42'08.326
6	30.467	29.201	18.451	17.817	25.905	2'01.841	141.4	11:44'10.167
7	30.228	28.659	17.025	16.951	25.835	1'58.698	164.1	11:46'08.865

20° 21 A. BIDDLE (1'57.516)								
Lap	Seg. 1	Seg. 2	Seg. 3	Seg. 4	Seg. 5	Lap Time	km/h	Local Time
1	31.079	29.575	17.155	16.878	26.503	2'00.753	169.0	11:32'14.510
2	30.248	28.485	16.844	16.411	25.528	1'57.516	168.5	11:36'12.779
3	30.465	28.478	17.334	17.096	25.853	1'59.226	164.1	11:38'12.005
4	30.653	28.591	17.510	16.799	25.629	1'59.182	165.1	11:40'11.187
5	30.461	29.280	17.384	16.759	26.282	2'00.166	167.7	11:42'11.353
6	31.050	28.695	17.154	16.781	25.944	1'59.624	166.2	11:44'10.977
7	30.579	28.673	17.175	16.735	26.015	1'59.177	166.7	11:46'10.154

21° 49 M. CARUSI (1'57.585)								
Lap	Seg. 1	Seg. 2	Seg. 3	Seg. 4	Seg. 5	Lap Time	km/h	Local Time
1	31.115	30.517	17.785	16.727	26.097	2'01.131	163.6	11:32'18.490
2	30.843	29.105	17.475	16.694	27.248	2'01.365	162.9	11:36'20.986
3	30.658	28.398	17.262	16.706	25.638	1'58.662	161.9	11:38'19.648
4	30.095	28.712	17.339	16.769	25.604	1'58.519	158.4	11:40'18.167
5	29.974	28.565	17.287	16.855	25.845	1'58.526	158.4	11:42'16.693
6	29.939	28.364	17.305	16.770	25.532	1'57.910	157.9	11:44'14.603
7	29.879	28.261	17.037	16.705	25.703	1'57.585	159.8	11:46'12.188

22° 121 K. PATOVA (1'57.742)								
Lap	Seg. 1	Seg. 2	Seg. 3	Seg. 4	Seg. 5	Lap Time	km/h	Local Time
1	31.765	29.721	17.611	16.476	25.947	3'09.254	165.9	11:32'12.568
2	30.388	28.506	17.073	16.830	25.700	1'58.497 C	162.2	11:37'20.319
3	30.229	28.639	17.312	16.871	25.723	5'32.649	161.7	11:42'52.968
4	30.129	28.325	17.048	16.846	25.394	1'57.742	161.9	11:44'50.710
5	29.955	28.124	16.960	16.974	25.204	1'57.217 C	161.7	11:46'47.927

23° 19 E. ROVELLI (1'57.811)								
Lap	Seg. 1	Seg. 2	Seg. 3	Seg. 4	Seg. 5	Lap Time	km/h	Local Time
1	30.848	29.762	17.597	16.696	26.717	1'58.637 C	165.4	11:32'11.811
2	30.369	28.394	16.990	16.398	26.007	1'57.811	169.0	11:34'10.448
3	30.417	28.571	16.988	16.669	25.751	1'58.396	166.7	11:38'06.655
4	30.421	28.192	17.051	16.659	26.009	1'58.332	163.1	11:40'04.987
5	30.999	30.581	19.277	17.021	25.956	2'03.834	159.3	11:42'08.821
6	30.705	28.880	17.678	17.274	26.043	2'00.580	157.2	11:44'09.401

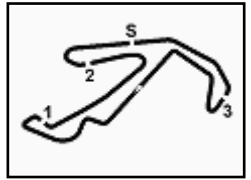
24° 26 L. HOPKINS (1'57.916)								
Lap	Seg. 1	Seg. 2	Seg. 3	Seg. 4	Seg. 5	Lap Time	km/h	Local Time
1	31.241	30.837	17.947	17.062	27.414	2'00.308	165.6	11:32'23.347
2	30.609	28.783	17.035	16.599	26.360	1'59.386	167.7	11:36'23.041
3	30.254	28.466	16.925	16.537	25.982	1'58.164	165.6	11:38'21.205
4	30.443	29.109	16.879	16.722	26.048	1'59.201	167.4	11:40'20.406
5	30.254	28.858	16.927	16.968	26.361	1'59.368	163.9	11:42'19.774
6	30.085	28.771	16.943	16.879	26.116	1'58.794	162.9	11:44'18.568
7	29.935	28.540	16.848	16.708	25.885	1'57.916	163.9	11:46'16.484

25° 56 N. BERNABÉ (1'57.931)								
Lap	Seg. 1	Seg. 2	Seg. 3	Seg. 4	Seg. 5	Lap Time	km/h	Local Time
1	30.811	29.369	17.307	16.584	25.553	1'59.624	163.0	11:34'21.305
2	30.494	28.600	16.931	16.200	25.960	1'58.185	169.6	11:36'19.490
3	30.142	28.464	17.179	16.723	25.423	1'57.931	160.7	11:38'17.421
4	30.187	28.543	17.244	16.998	38.761	2'11.733 P	158.1	11:40'29.154
5	3'54.996	28.988	17.317	16.784	25.341	5'23.426 P	159.5	11:45'52.580

26° 9 R. DOORAKKERS (1'58.172)								
Lap	Seg. 1	Seg. 2	Seg. 3	Seg. 4	Seg. 5	Lap Time	km/h	Local Time
1	30.083	29.969	17.416	17.048	26.178	1'58.172	162.2	11:33'29.817
2	29.547	29.847	17.704	16.919	25.551	1'59.568	160.7	11:37'27.957

27° 7 N. SETTIMO (1'58.195)								
Lap	Seg. 1	Seg. 2	Seg. 3	Seg. 4	Seg. 5	Lap Time	km/h	Local Time
1	30.811	29.848	17.423	17.239	26.414	1'59.836	159.5	11:33'01.520
2	30.264	28.950	17.084	16.785	26.206	1'58.195	162.7	11:35'01.356
3	30.664	28.931	17.257	17.310	39.441	2'13.603 P	160.7	11:39'13.154
4	1'23.208	28.863	17.197	17.099	26.990	2'53.357 P	160.7	11:42'06.511
5	32.027	30.060	17.799	17.255	26.180	2'03.321	157.2	11:44'09.832
6	30.294	28.760	16.847	16.959	26.126	1'58.986	163.4	11:46'08.818

28° 11 N. CUPAIOLI (1'59.279)								
Lap	Seg. 1	Seg. 2	Seg. 3	Seg. 4	Seg. 5	Lap Time	km/h	Local Time
1	31.678	29.253	17.593	16.611	27.308	2'03.580	164.9	11:32'15.682
2	31.036	28.820	17.068	16.678	26.511	2'00.113	164.9	11:34'19.262
3	30.836	28.757	17.003	16.578	26.105	1'59.279	164.4	11:36'19.375
4	30.747	30.892	17.279	17.018	26.138	2'02.074	160.7	11:40'20.728
5	30.616	28.839	17.302	16.901	26.117	1'59.775	162.2	11:42'20.503
6	30.648	28.832	17.347	16.748	26.018	1'59.593	160.5	11:44'20.096
7	30.280	30.007						

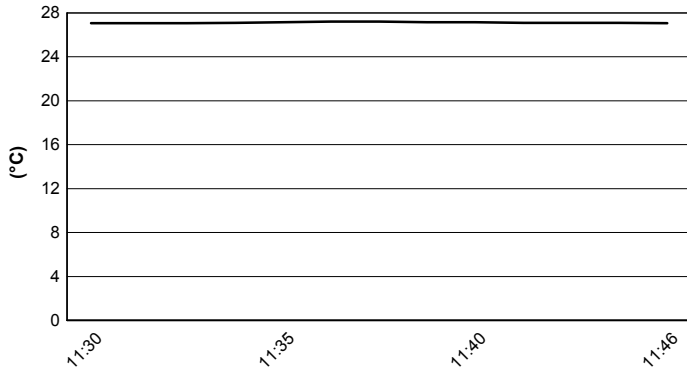


Misano Circuit Sic 58 4.226 m

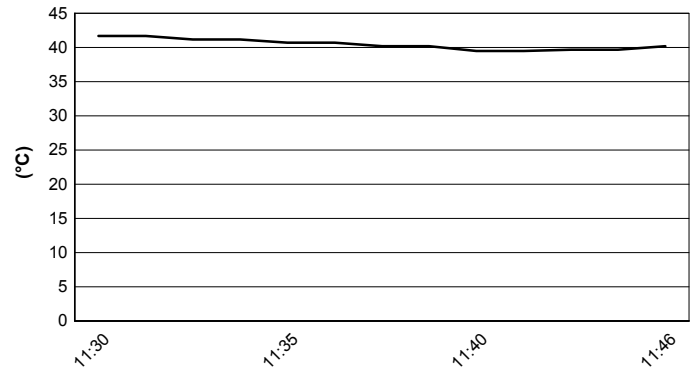
**Riviera di Rimini Round, 16-17-18 June 2017**  
**World Supersport 300 - Weather Report Superpole 1**

Session started 11:30      Session ended 11:47

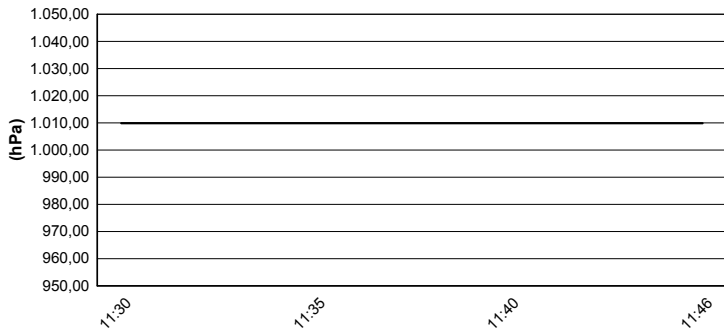
**Air Temperature**



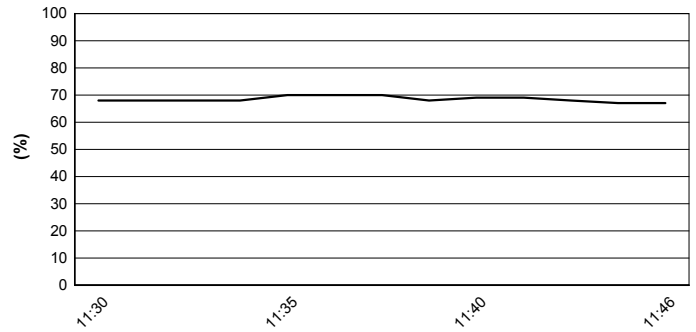
**Track Temperature**



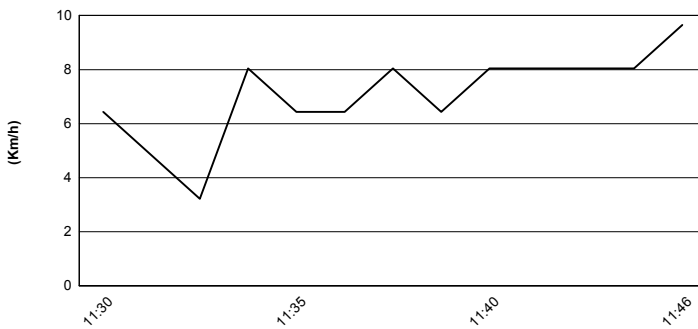
**Air Pressure**



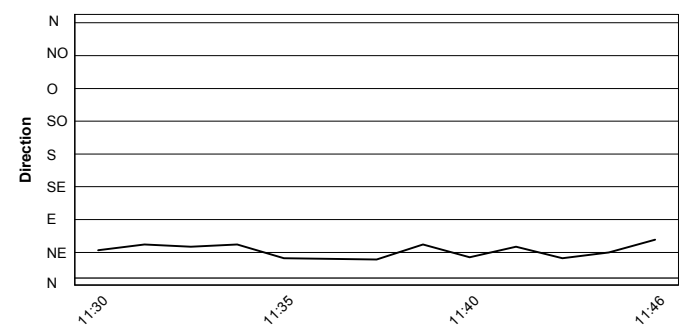
**Humidity**



**Wind Speed**



**Wind Direction**



17/06/2017

These data/results cannot be reproduced, stored and/or transmitted in whole or in part by any manner of electronic, mechanical, photocopying, recording, broadcasting or otherwise now known or herein after developed without the previous express consent by the copyright owner, except for reproduction in daily press and regular printed publications on sale to the public within 60 days of the event related to those data/results and always provided that copyright symbol appears together as follows below.

© DORNA WSBK ORGANIZATION Srl 2017



Official Tyre Supplier



Official Timekeeper