

Riviera di Rimini Round, 16-17-18 June 2017

Superstock 1000 - Results Race - Red Flag

Laps 9 = 38,034 Km - Time Of Race 14'43.463 - Avg. 154,984 km/h

Pos	Race Grid	No. Rider	Nat	Team	Bike	LL	Gap	Fastest Lap	Speed	Qualifying		Ranking		
										Time	Speed	R	Tot	Pos
1	1	12 M. RINALDI	ITA	Aruba.it Racing - Junior Team	Ducati Panigale R	9		1'37.366	259,0	1'37.237	258,4	70	2	
2	10	23 F. SANDI	ITA	Berclaz Racing Team	BMW S 1000 RR	9	2.847	1'37.270	263,4	1'37.910	257,1	29	5	
3	3	5 M. FACCANI	ITA	Althea BMW Racing Team	BMW S 1000 RR	9	3.076	1'37.572	260,9	1'37.332	255,3	27	9	
4	8	54 T. RAZGATLIOGLU	TUR	Kawasaki Puccetti Racing	Kawasaki ZX-10RR	9	3.464	1'37.585	263,4	1'37.761	255,9	79	1	
5	4	121 A. ANDREOZZI	ITA	Speed Action by Andreozzi R.C.	Yamaha YZF R1	9	6.497	1'37.659	261,5	1'37.414	252,9			
6	11	71 M. SCHEIB	CHI	Nuova M2 Racing	Aprilia RSV4 RF	9	6.775	1'37.963	262,1	1'38.051	252,9	25	10	
7	7	70 L. VITALI	ITA	Nuova M2 Racing	Aprilia RSV4 RF	9	7.838	1'37.959	264,7	1'37.650	258,4	22	11	
8	9	11 J. GUARNONI	FRA	Pedercini Racing Kawasaki	Kawasaki ZX-10RR	9	8.662	1'38.071	264,1	1'37.887	258,4	29	6	
9	6	21 F. MARINO	FRA	PATA Yamaha Official STK 1000 Team	Yamaha YZF R1	9	9.500	1'37.989	264,1	1'37.613	255,9	56	3	
10	5	57 M. JONES	AUS	Aruba.it Racing - Junior Team	Ducati Panigale R	9	9.874	1'38.331	262,8	1'37.597	255,3	21	12	
11	14	14 K. MANFREDI	ITA	DDM by BWG_Bike & Motor RT_Grimaldi	Kawasaki ZX-10RR	9	12.289	1'38.360	260,9	1'38.224	254,7	3	23	
12	18	55 I. MYKHALCHYK	UKR	TripleM Racing	Kawasaki ZX-10RR	9	15.082	1'38.350	262,1	1'38.677	249,4	28	8	
13	19	59 A. SCHACHT	DEN	EAB Schacht Racing Team	Ducati Panigale R	9	15.658	1'38.375	258,4	1'38.717	254,1	8	15	
14	13	31 M. FERRARI	ITA	2R Road Racing	BMW S 1000 RR	9	15.969	1'38.262	266,0	1'38.211	257,1	10	14	
15	21	7 M. FRITZ	GER	Bayer-Bikerbox Yamaichi	Yamaha YZF R1	9	17.907	1'38.838	259,6	1'38.846	254,1	6	20	
16	27	90 T. FINSTERBUSCH	GER	Agro On-Benjan-Kawasaki	Kawasaki ZX-10RR	9	22.033	1'39.160	260,2	1'39.257	252,9			
17	15	41 F. D'ANNUNZIO	ITA	FDA Racing Team	BMW S 1000 RR	9	22.863	1'38.783	262,1	1'38.452	253,5	2	26	
18	26	6 E. PUSCEDDU	ITA	D.K.Racing	BMW S 1000 RR	9	23.202	1'39.228	252,9	1'39.159	248,8	2	25	
19	33	68 G. SCOTT	AUS	Agro On-Benjan-Kawasaki	Kawasaki ZX-10RR	9	25.402	1'39.383	259,0	1'40.258	257,1	1	27	
20	17	123 L. SALVADORI	ITA	Tucci Racing Team	Yamaha YZF R1	9	26.154	1'39.096	255,3	1'38.649	248,8			
21	25	155 F. MARCHIONNI	ITA	Speed Action by Andreozzi R.C.	Yamaha YZF R1	9	26.223	1'38.899	259,0	1'39.098	252,9			
22	23	19 J. PUFFE	GER	Althea MF84	BMW S 1000 RR	9	26.980	1'39.502	263,4	1'38.957	258,4	8	17	
23	20	18 R. CECCHINI	ITA	DDM by BWG_Bike & Motor RT_Grimaldi	Kawasaki ZX-10RR	9	27.388	1'39.811	256,5	1'38.739	251,7	3	24	
24	29	34 X. PINSACH	ESP	ETG Racing	Kawasaki ZX-10RR	9	30.176	1'39.984	260,9	1'39.843	254,7			
25	32	32 M. MOSER	GER	TripleM Racing	Kawasaki ZX-10RR	9	44.261	1'41.398	255,3	1'40.036	248,8	1	28	
26	36	66 D. UPTON	RSA	DDM by BWG_Bike & Motor RT_Grimaldi	Kawasaki ZX-10RR	9	45.608	1'41.578	257,1	1'41.921	251,2			
27	34	46 M. CUDEVILLE	FRA	Leader Team Flembbo	Kawasaki ZX-10RR	9	46.830	1'41.747	254,7	1'40.711	250,6			
-----Not Classified-----														
NC	2	2 R. TAMBURINI	ITA	PATA Yamaha Official STK 1000 Team	Yamaha YZF R1	9	4.240	1'37.319	266,0	1'37.305	259,0	56	4	
NC	24	51 E. VIONNET	SUI	Motors Vionnet	BMW S 1000 RR	9	21.805	1'38.962	262,1	1'39.013	259,6	5	21	
NC	22	81 A. BERNARDI	ITA	TheBlackSheepTeam	Yamaha YZF R1	9	1'25.728	1'39.432	256,5	1'38.847	250,0			
RET	30	77 W. TESSELS	NED	Agro On-Benjan-Kawasaki	Kawasaki ZX-10RR	7	2 Laps	1'39.859	257,1	1'39.969	250,6	5	22	
RET	16	74 K. CALIA	ITA	Phoenix Suzuki Racing	Suzuki GSX-R1000	6	3 Laps	1'38.853	262,8	1'38.626	256,5	7	18	
RET	28	16 G. RUIU	ITA	Phoenix Suzuki Racing	Suzuki GSX-R1000	5	4 Laps	1'39.857	263,4	1'39.594	255,9			
RET	12	3 S. SUCHET	SUI	Berclaz Racing Team	BMW S 1000 RR	1	8 Laps		266,7	1'38.134	259,6	29	7	
RET	35	92 B. LEU	SUI	Team Trasimeno	Yamaha YZF R1	1	8 Laps		261,5	1'40.963	252,3			
RET	31	22 S. FUGARDI	ITA	FM Moto Racing	Yamaha YZF R1	0			161,7	1'39.969	250,6			

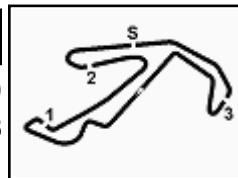
AIR	Humidity:	35%	Temp:	27°C
TRACK	Condition:	Dry	Temp:	48°C

Records	Pole	2015	L.Savadori	1'36.384	157,84 Km/h
	Race (RC)	2016	R.De Rosa	1'36.725	157,29 Km/h
	Circuit	2015	L.Savadori	1'36.384	157,84 Km/h
Race Fastest lap		Lap 4	F.Sandi	1'37.270	156,41 Km/h

Start 18/06/2017 15:15 End 15:35 The results are provisional until the end of the time limit for protests and appeals and the completion of the technical checks.

These data/results cannot be reproduced, stored and/or transmitted in whole or in part by any manner of electronic, mechanical, photocopying, recording, broadcasting or otherwise now known or herein after developed without the previous express consent by the copyright owner, except for reproduction in daily press and regular printed publications on sale to the public within 60 days of the event related to those data/results and always provided that copyright symbol appears together as follows below.

© DORNA WSBK ORGANIZATION Srl 2017



Riviera di Rimini Round, 16-17-18 June 2017

Superstock 1000 - Results Race - Red Flag

LAP LEADERS				
No. Rider	From	To	Laps	Total
12 M. RINALDI	1	9	9	0

TOTAL LEADER LAPS		
No. Rider	Laps	
12 M. RINALDI	23	
54 T. RAZGATLIOGLU	23	

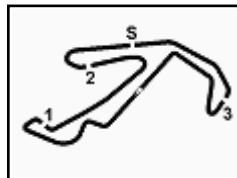
Race Highlights

Time	No. Rider	Description
15.13.02		Warm-up Lap Start
15.15.57		Start
15.16.07	22 Fugardi	Crashed - Turn 2
15.16.47	22 Fugardi	Re-joined
15.17.55	3 Suchet	Crashed - Turn 3
15.18.13		No Jump Start
15.18.51	3 Suchet	Out
15.18.59	22 Fugardi	Entered Pits
15.19.15	92 Leu	Crashed - Turn 14
15.19.40	92 Leu	Out
15.19.53	22 Fugardi	Retired
15.19.57	81 Bernardi	Crashed - Turn 5
15.20.09	81 Bernardi	Re-joined
15.24.49	16 Ruii	Crashed - Turn 1
15.25.19	16 Ruii	Out
15.26.24	22 Fugardi	Medical Centre
15.27.43	74 Calia	Entered Pits
15.29.13	74 Calia	Retired
15.29.28	77 Tessels	Entered Pits
15.30.15	77 Tessels	Retired
15.31.02	2 Tamburini	Technical Problem - Turn 4
15.31.41	81 Bernardi	Entered Pits
15.32.33	23 Sandi	Crashed - Turn 4
15.33.00	51 Vionnet	Crashed - Turn 4
15.33.06		RED FLAG
15.35.57		End Of Session

18/06/2017 Start 15:15 End 15:35 The results are provisional until the end of the time limit for protests and appeals and the completion of the technical checks.

These data/results cannot be reproduced, stored and/or transmitted in whole or in part by any manner of electronic, mechanical, photocopying, recording, broadcasting or otherwise now known or herein after developed without the previous express consent by the copyright owner, except for reproduction in daily press and regular printed publications on sale to the public within 60 days of the event related to those data/results and always provided that copyright symbol appears together as follows below.

© DORNA WSBK ORGANIZATION Srl 2017


7.2
STK1000
120/05


Misano Circuit Sic 58 4.226 m

1 / 3

Riviera di Rimini Round, 16-17-18 June 2017
Superstock 1000 - Lap Chart Race - Red Flag

	Lap								
	1	2	3	4	5	6	7	8	9
1	12	12	12	12	12	12	12	12	12
2	5	5	5	5	23	23	23	23	23
3	54	54	54	23	5	5	5	5	5
4	57	23	23	54	54	54	54	54	54
5	23	21	2	2	2	2	2	2	2
6	21	71	71	71	71	71	71	71	121
7	2	2	21	21	21	121	121	121	71
8	71	11	121	121	121	70	70	70	70
9	11	70	11	70	70	21	11	11	11
10	121	121	70	11	11	11	21	21	21
11	70	57	57	57	57	57	57	57	57
12	3	14	14	14	14	14	14	14	14
13	14	74	74	74	55	55	55	55	55
14	74	59	31	55	59	59	59	59	59
15	123	31	59	59	31	31	31	31	31
16	59	55	55	31	7	7	7	7	7
17	31	123	7	7	74	74	51	51	51
18	55	7	123	123	51	51	90	90	90
19	41	6	51	51	123	90	41	41	41
20	7	41	90	90	90	123	6	6	6
21	6	51	41	41	41	41	123	123	68
22	90	90	6	6	6	6	19	68	123
23	51	81	19	19	19	19	68	155	155
24	81	19	18	18	18	18	155	19	19
25	19	18	68	68	68	68	18	18	18
26	18	68	34	34	155	155	34	34	34
27	68	34	16	16	34	34	77	32	32
28	34	16	155	155	16	77	66	66	66
29	16	155	77	77	77	66	32	46	46
30	77	77	66	66	66	46	46	81	81
31	92	66	46	46	46	32	81		
32	155	46	32	32	32	81			
33	66	32	81	81	81				
34	46								
35	32								

Final Result		
1	12	M. RINALDI Laps 9
2	23	F. SANDI 2.847
3	5	M. FACCANI 3.076
4	54	T. RAZGATLIOGLU 3.464
5	121	A. ANDREOZZI 6.497
6	71	M. SCHEIB 6.775
7	70	L. VITALI 7.838
8	11	J. GUARNONI 8.662
9	21	F. MARINO 9.500
10	57	M. JONES 9.874
11	14	K. MANFREDI 12.289
12	55	I. MYKHALCHYK 15.082
13	59	A. SCHACHT 15.658
14	31	M. FERRARI 15.969
15	7	M. FRITZ 17.907
16	90	T. FINSTERBUSCH 22.033
17	41	F. D'ANNUNZIO 22.863
18	6	E. PUSCEDDU 23.202
19	68	G. SCOTT 25.402
20	123	L. SALVADORI 26.154
21	155	F. MARCHIONNI 26.223
22	19	J. PUFFE 26.980
23	18	R. CECCHINI 27.388
24	34	X. PINSACH 30.176
25	32	M. MOSER 44.261
26	66	D. UPTON 45.608
27	46	M. CUDEVILLE 46.830
NC	2	R. TAMBURINI 4.240
NC	51	E. VIONNET 21.805
NC	81	A. BERNARDI 1'25.728
RET	77	W. TESSELS 2 Laps
RET	74	K. CALIA 3 Laps
RET	16	G. RUIU 4 Laps
RET	3	S. SUCHET 8 Laps
RET	92	B. LEU 8 Laps
RET	22	S. FUGARDI

18/06/2017

These data/results cannot be reproduced, stored and/or transmitted in whole or in part by any manner of electronic, mechanical, photocopying, recording, broadcasting or otherwise now known or herein after developed without the previous express consent by the copyright owner, except for reproduction in daily press and regular printed publications on sale to the public within 60 days of the event related to those data/results and always provided that copyright symbol appears together as follows below.

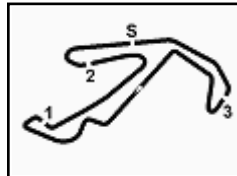
© DORNA WSBK ORGANIZATION Srl 2017

FCR PERUGIA TIMING


Official Tyre Supplier



Official Timekeeper


Riviera di Rimini Round, 16-17-18 June 2017
Superstock 1000 - Lap Chart Race - Red Flag
Lap 1

1	12 M.Rinaldi (ITA)	
2	5 M.Faccani (ITA)	1.814
3	54 T.Razgatlioglu (TUR)	2.228
4	57 M.Jones (AUS)	2.377
5	23 F.Sandi (ITA)	2.419
6	21 F.Marino (FRA)	2.776
7	2 R.Tamburini (ITA)	2.948
8	71 M.Scheib (CHI)	3.047
9	11 J.Guarnoni (FRA)	3.613
10	121 A.Andreozzi (ITA)	3.775
11	70 L.Vitali (ITA)	3.931
12	3 S.Suchet (SUI)	4.142
13	14 K.Manfredi (ITA)	4.436
14	74 K.Callia (ITA)	5.096
15	123 L.Salvadori (ITA)	5.920
16	59 A.Schacht (DEN)	6.015
17	31 M.Ferrari (ITA)	6.060
18	55 I.Mykhalchuk (UKR)	6.212
19	41 F.D'Annunzio (ITA)	6.667
20	7 M.Fritz (GER)	7.181
21	6 E.Pusceddu (ITA)	7.541
22	90 T.Finsterbusch (GER)	8.019
23	51 E.Vionnet (SUI)	8.332
24	81 A.Bernardi (ITA)	8.458
25	19 J.Puffe (GER)	8.640
26	18 R.Cecchini (ITA)	8.887
27	68 G.Scott (AUS)	9.015
28	34 X.Pinsach (ESP)	9.284
29	16 G.Ruiu (ITA)	9.385
30	77 W.Tessels (NED)	9.633
31	92 B.Leu (SUI)	9.810
32	155 F.Marchionni (ITA)	10.485
33	66 D.Upton (RSA)	10.520
34	46 M.Cudeville (FRA)	10.965
35	32 M.Moser (GER)	11.202

Lap 2

1	12 M.Rinaldi (ITA)	
2	5 M.Faccani (ITA)	2.145
3	54 T.Razgatlioglu (TUR)	2.830
4	23 F.Sandi (ITA)	2.915
5	21 F.Marino (FRA)	3.399
6	71 M.Scheib (CHI)	3.694
7	2 R.Tamburini (ITA)	3.850
8	11 J.Guarnoni (FRA)	4.318
9	70 L.Vitali (ITA)	4.547
10	121 A.Andreozzi (ITA)	4.776
11	57 M.Jones (AUS)	5.301
12	14 K.Manfredi (ITA)	5.636
13	74 K.Callia (ITA)	6.583
14	59 A.Schacht (DEN)	7.812
15	31 M.Ferrari (ITA)	7.911
16	55 I.Mykhalchuk (UKR)	8.149
17	123 L.Salvadori (ITA)	8.717
18	7 M.Fritz (GER)	8.975
19	6 E.Pusceddu (ITA)	9.403
20	41 F.D'Annunzio (ITA)	9.589
21	51 E.Vionnet (SUI)	9.928
22	90 T.Finsterbusch (GER)	10.243
23	81 A.Bernardi (ITA)	10.524
24	19 J.Puffe (GER)	10.776
25	18 R.Cecchini (ITA)	11.485
26	68 G.Scott (AUS)	11.879
27	34 X.Pinsach (ESP)	12.192
28	16 G.Ruiu (ITA)	12.385
29	155 F.Marchionni (ITA)	12.701
30	77 W.Tessels (NED)	13.463
31	66 D.Upton (RSA)	15.367
32	46 M.Cudeville (FRA)	15.856
33	32 M.Moser (GER)	15.984

Lap 3

1	12 M.Rinaldi (ITA)	
---	--------------------	--

2	5 M.Faccani (ITA)	2.320
3	54 T.Razgatlioglu (TUR)	2.945
4	23 F.Sandi (ITA)	3.093
5	2 R.Tamburini (ITA)	4.166
6	71 M.Scheib (CHI)	4.488
7	21 F.Marino (FRA)	5.065
8	121 A.Andreozzi (ITA)	5.198
9	11 J.Guarnoni (FRA)	5.339
10	70 L.Vitali (ITA)	5.481
11	57 M.Jones (AUS)	6.216
12	14 K.Manfredi (ITA)	6.526
13	74 K.Callia (ITA)	8.640
14	31 M.Ferrari (ITA)	9.132
15	59 A.Schacht (DEN)	9.434
16	55 I.Mykhalchuk (UKR)	9.569
17	7 M.Fritz (GER)	10.888
18	123 L.Salvadori (ITA)	11.371
19	51 E.Vionnet (SUI)	11.815
20	90 T.Finsterbusch (GER)	11.949
21	41 F.D'Annunzio (ITA)	12.605
22	6 E.Pusceddu (ITA)	12.864
23	19 J.Puffe (GER)	13.566
24	18 R.Cecchini (ITA)	13.826
25	68 G.Scott (AUS)	14.076
26	34 X.Pinsach (ESP)	14.706
27	16 G.Ruiu (ITA)	14.772
28	155 F.Marchionni (ITA)	14.938
29	77 W.Tessels (NED)	15.852
30	66 D.Upton (RSA)	19.475
31	46 M.Cudeville (FRA)	20.133
32	32 M.Moser (GER)	20.253
33	81 A.Bernardi (ITA)	55.324

Lap 4

1	12 M.Rinaldi (ITA)	
2	5 M.Faccani (ITA)	2.475
3	23 F.Sandi (ITA)	2.946
4	54 T.Razgatlioglu (TUR)	3.554
5	2 R.Tamburini (ITA)	4.068
6	71 M.Scheib (CHI)	5.034
7	21 F.Marino (FRA)	5.909
8	121 A.Andreozzi (ITA)	6.057
9	70 L.Vitali (ITA)	6.373
10	11 J.Guarnoni (FRA)	6.692
11	57 M.Jones (AUS)	7.231
12	14 K.Manfredi (ITA)	7.885
13	74 K.Callia (ITA)	11.276
14	55 I.Mykhalchuk (UKR)	11.328
15	59 A.Schacht (DEN)	11.542
16	31 M.Ferrari (ITA)	11.905
17	7 M.Fritz (GER)	12.309
18	123 L.Salvadori (ITA)	13.050
19	51 E.Vionnet (SUI)	13.409
20	90 T.Finsterbusch (GER)	13.692
21	41 F.D'Annunzio (ITA)	13.971
22	6 E.Pusceddu (ITA)	15.548
23	19 J.Puffe (GER)	15.989
24	18 R.Cecchini (ITA)	16.256
25	68 G.Scott (AUS)	16.974
26	34 X.Pinsach (ESP)	17.656
27	16 G.Ruiu (ITA)	17.916
28	155 F.Marchionni (ITA)	18.140
29	77 W.Tessels (NED)	18.619
30	66 D.Upton (RSA)	24.100
31	46 M.Cudeville (FRA)	24.588
32	32 M.Moser (GER)	24.792
33	81 A.Bernardi (ITA)	58.548

Lap 5

1	12 M.Rinaldi (ITA)	
2	23 F.Sandi (ITA)	2.572
3	5 M.Faccani (ITA)	2.957
4	54 T.Razgatlioglu (TUR)	3.618
5	2 R.Tamburini (ITA)	3.773
6	71 M.Scheib (CHI)	5.550

7	21 F.Marino (FRA)	6.225
8	121 A.Andreozzi (ITA)	6.484
9	70 L.Vitali (ITA)	6.661
10	11 J.Guarnoni (FRA)	6.976
11	57 M.Jones (AUS)	7.793
12	14 K.Manfredi (ITA)	8.614
13	55 I.Mykhalchuk (UKR)	12.431
14	59 A.Schacht (DEN)	12.641
15	31 M.Ferrari (ITA)	13.095
16	7 M.Fritz (GER)	13.746
17	74 K.Callia (ITA)	14.386
18	51 E.Vionnet (SUI)	14.993
19	123 L.Salvadori (ITA)	15.341
20	90 T.Finsterbusch (GER)	15.533
21	41 F.D'Annunzio (ITA)	15.794
22	6 E.Pusceddu (ITA)	17.157
23	19 J.Puffe (GER)	18.028
24	18 R.Cecchini (ITA)	18.240
25	68 G.Scott (AUS)	18.556
26	155 F.Marchionni (ITA)	19.175
27	34 X.Pinsach (ESP)	19.947
28	16 G.Ruiu (ITA)	20.166
29	77 W.Tessels (NED)	20.896
30	66 D.Upton (RSA)	28.687
31	46 M.Cudeville (FRA)	29.004
32	32 M.Moser (GER)	29.302
33	81 A.Bernardi (ITA)	1'00.950

Lap 6

1	12 M.Rinaldi (ITA)	
2	23 F.Sandi (ITA)	2.665
3	5 M.Faccani (ITA)	3.012
4	54 T.Razgatlioglu (TUR)	3.699
5	2 R.Tamburini (ITA)	3.803
6	71 M.Scheib (CHI)	6.018
7	121 A.Andreozzi (ITA)	6.881
8	70 L.Vitali (ITA)	7.186
9	21 F.Marino (FRA)	7.599
10	11 J.Guarnoni (FRA)	7.792
11	57 M.Jones (AUS)	8.454
12	14 K.Manfredi (ITA)	9.401
13	55 I.Mykhalchuk (UKR)	13.248
14	59 A.Schacht (DEN)	13.592
15	31 M.Ferrari (ITA)	13.687
16	7 M.Fritz (GER)	15.071
17	74 K.Callia (ITA)	16.250
18	51 E.Vionnet (SUI)	16.981
19	90 T.Finsterbusch (GER)	17.437
20	123 L.Salvadori (ITA)	18.042
21	41 F.D'Annunzio (ITA)	18.193
22	6 E.Pusceddu (ITA)	18.716
23	19 J.Puffe (GER)	20.294
24	18 R.Cecchini (ITA)	20.453
25	68 G.Scott (AUS)	20.547
26	155 F.Marchionni (ITA)	20.695
27	34 X.Pinsach (ESP)	22.614
28	77 W.Tessels (NED)	23.840
29	66 D.Upton (RSA)	33.386
30	46 M.Cudeville (FRA)	33.778
31	32 M.Moser (GER)	33.970
32	81 A.Bernardi (ITA)	1'03.790

Lap 7

1	12 M.Rinaldi (ITA)	
2	23 F.Sandi (ITA)	2.789
3	5 M.Faccani (ITA)	3.026
4	54 T.Razgatlioglu (TUR)	3.747
5	2 R.Tamburini (ITA)	5.011
6	71 M.Scheib (CHI)	6.406
7	121 A.Andreozzi (ITA)	7.038
8	70 L.Vitali (ITA)	8.008
9	11 J.Guarnoni (FRA)	8.429
10	21 F.Marino (FRA)	8.866
11	57 M.Jones (AUS)	9.215
12	14 K.Manfredi (ITA)	10.385

13	55 I.Mykhalchuk (UKR)	13.794
14	59 A.Schacht (DEN)	14.163
15	31 M.Ferrari (ITA)	14.540
16	7 M.Fritz (GER)	16.137
17	51 E.Vionnet (SUI)	18.799
18	90 T.Finsterbusch (GER)	19.088
19	41 F.D'Annunzio (ITA)	19.551
20	6 E.Pusceddu (ITA)	20.431
21	123 L.Salvadori (ITA)	21.005
22	19 J.Puffe (GER)	22.285
23	68 G.Scott (AUS)	22.431
24	155 F.Marchionni (ITA)	22.673
25	18 R.Cecchini (ITA)	22.976
26	34 X.Pinsach (ESP)	25.141
27	77 W.Tessels (NED)	27.544
28	66 D.Upton (RSA)	37.384
29	32 M.Moser (GER)	37.592
30	46 M.Cudeville (FRA)	38.742
31	81 A.Bernardi (ITA)	1'06.665

Lap 8

1	12 M.Rinaldi (ITA)	
2	23 F.Sandi (ITA)	2.727
3	5 M.Faccani (ITA)	3.075
4	54 T.Razgatlioglu (TUR)	3.339
5	2 R.Tamburini (ITA)	4.558
6	71 M.Scheib (CHI)	6.480
7	121 A.Andreozzi (ITA)	6.946
8	70 L.Vitali (ITA)	7.987
9	11 J.Guarnoni (FRA)	8.695
10	21 F.Marino (FRA)	9.125
11	57 M.Jones (AUS)	9.590
12	14 K.Manfredi (ITA)	11.090
13	55 I.Mykhalchuk (UKR)	14.806
14	59 A.Schacht (DEN)	14.966
15	31 M.Ferrari (ITA)	15.143
16	7 M.Fritz (GER)	16.985
17	51 E.Vionnet (SUI)	20.278
18	90 T.Finsterbusch (GER)	20.778
19	41 F.D'Annunzio (ITA)	20.958
20	6 E.Pusceddu (ITA)	21.784
21	123 L.Salvadori (ITA)	23.309
22	68 G.Scott (AUS)	23.790
23	155 F.Marchionni (ITA)	24.145
24	19 J.Puffe (GER)	25.273
25	18 R.Cecchini (ITA)	25.479
26	34 X.Pinsach (ESP)	27.635
27	32 M.Moser (GER)	40.971
28	66 D.Upton (RSA)	41.464
29	46 M.Cudeville (FRA)	42.884
30	81 A.Bernardi (ITA)	1'09.351

Lap 9

1	12 M.Rinaldi (ITA)	
2	23 F.Sandi (ITA)	2.847
3	5 M.Faccani (ITA)	3.076
4	54 T.Razgatlioglu (TUR)	3.464
5	2 R.Tamburini (ITA)	4.240
6	121 A.Andreozzi (ITA)	6.497
7	71 M.Scheib (CHI)	6.775
8	70 L.Vitali (ITA)	7.838
9	11 J.Guarnoni (FRA)	8.662
10	21 F.Marino (FRA)	9.500
11	57 M.Jones (AUS)	9.874
12	14 K.Manfredi (ITA)	12.289
13	55 I.Mykhalchuk (UKR)	15.082
14	59 A.Schacht (DEN)	15.658
15	31 M.Ferrari (ITA)	15.969
16	7 M.Fritz (GER)	17.907
17	51 E.Vionnet (SUI)	21.805
18	90 T.Finsterbusch (GER)	22.033
19	41 F.D'Annunzio (ITA)	22.863
20	6 E.Pusceddu (ITA)	23.202
21	68 G.Scott (AUS)	25.402
22	123 L.Salvadori (ITA)	26.154

18/06/2017

These data/results cannot be reproduced, stored and/or transmitted in whole or in part by any manner of electronic, mechanical, photocopying, recording, broadcasting or otherwise now known or herein after developed without the previous express consent by the copyright owner, except for reproduction in daily press and regular printed publications on sale to the public within 60 days of the event related to those data/results and always provided that copyright symbol appears together as follows below.

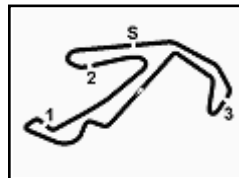
© DORNA WSBK ORGANIZATION Srl 2017





7.2

STK1000
120/05



Misano Circuit Sic 58 4.226 m

3 / 3

23	155 F. Marchionni (ITA)	26.223
24	19 J. Puffe (GER)	26.980
25	18 R. Cecchini (ITA)	27.388
26	34 X. Pinsach (ESP)	30.176
27	32 M. Moser (GER)	44.261
28	66 D. Upton (RSA)	45.608
29	46 M. Cudeville (FRA)	46.830
30	81 A. Bernardi (ITA)	1'25.728

18/06/2017

These data/results cannot be reproduced, stored and/or transmitted in whole or in part by any manner of electronic, mechanical, photocopying, recording, broadcasting or otherwise now known or herein after developed without the previous express consent by the copyright owner, except for reproduction in daily press and regular printed publications on sale to the public within 60 days of the event related to those data/results and always provided that copyright symbol appears together as follows below.

© DORNA WSBK ORGANIZATION Srl 2017

FICR PERUGIA TIMING



Official Tyre Supplier



Official Timekeeper



Riviera di Rimini Round, 16-17-18 June 2017
Superstock 1000 - Best Sector & Speed Race - Red Flag

Misano Circuit Sic 58 4.226 m

RESULTS

1	12 M. RINALDI	Ducati Panigale R	Laps 9
2	23 F. SANDI	BMW S 1000 RR	2.847
3	5 M. FACCANI	BMW S 1000 RR	3.076
4	54 T. RAZGATLIOGLU	Kawasaki ZX-10RR	3.464
5	121 A. ANDREOZZI	Yamaha YZF R1	6.497
6	71 M. SCHEIB	Aorilia RS4 RF	6.775
7	70 L. VITALI	Aorilia RS4 RF	7.838
8	11 J. GUARNONI	Kawasaki ZX-10RR	8.662
9	21 F. MARINO	Yamaha YZF R1	9.500
10	57 M. JONES	Ducati Panigale R	9.874
11	14 K. MANFREDI	Kawasaki ZX-10RR	12.289
12	55 I. MYKHALCHYK	Kawasaki ZX-10RR	15.082
13	59 A. SCHACHT	Ducati Panigale R	15.658
14	31 M. FERRARI	BMW S 1000 RR	15.969
15	7 M. FRITZ	Yamaha YZF R1	17.907
16	90 T. FINSTERBUSCH	Kawasaki ZX-10RR	22.033
17	41 F. D'ANNUNZIO	BMW S 1000 RR	22.863
18	6 E. PUSCEDDU	BMW S 1000 RR	23.202
19	68 G. SCOTT	Kawasaki ZX-10RR	25.402
20	123 L. SALVADORI	Yamaha YZF R1	26.154
21	155 F. MARCHIONNI	Yamaha YZF R1	26.223
22	19 J. PUFFE	BMW S 1000 RR	26.980
23	18 R. CECCHINI	Kawasaki ZX-10RR	27.388
24	34 X. PINSACH	Kawasaki ZX-10RR	30.176
25	32 M. MOSER	Kawasaki ZX-10RR	44.261
26	66 D. UPTON	Kawasaki ZX-10RR	45.608
27	46 M. CUDEVILLE	Kawasaki ZX-10RR	46.830
NC	2 R. TAMBURINI	Yamaha YZF R1	4.240
NC	51 E. VIONNET	BMW S 1000 RR	21.805
NC	81 A. BERNARDI	Yamaha YZF R1	1'25.728
RET	77 W. TESSELS	Kawasaki ZX-10RR	2 Laps
RET	74 K. CALIA	Suzuki GSX-R1000	3 Laps
RET	16 G. RUIU	Suzuki GSX-R1000	4 Laps
RET	3 S. SUCHET	BMW S 1000 RR	8 Laps
RET	92 B. LEU	Yamaha YZF R1	8 Laps
RET	22 S. FUGARDI	Yamaha YZF R1	8 Laps

SPEED

1	3 S. SUCHET	BMW S 1000 RR	266.7
2	2 R. TAMBURINI	Yamaha YZF R1	266.0
3	31 M. FERRARI	BMW S 1000 RR	266.0
4	70 L. VITALI	Aorilia RS4 RF	264.7
5	21 F. MARINO	Yamaha YZF R1	264.1
6	11 J. GUARNONI	Kawasaki ZX-10RR	264.1
7	16 G. RUIU	Suzuki GSX-R1000	263.4
8	19 J. PUFFE	BMW S 1000 RR	263.4
9	23 F. SANDI	BMW S 1000 RR	263.4
10	54 T. RAZGATLIOGLU	Kawasaki ZX-10RR	263.4
11	57 M. JONES	Ducati Panigale R	262.8
12	74 K. CALIA	Suzuki GSX-R1000	262.8
13	71 M. SCHEIB	Aorilia RS4 RF	262.1
14	41 F. D'ANNUNZIO	BMW S 1000 RR	262.1
15	55 I. MYKHALCHYK	Kawasaki ZX-10RR	262.1
16	51 E. VIONNET	BMW S 1000 RR	262.1
17	92 B. LEU	Yamaha YZF R1	261.5
18	121 A. ANDREOZZI	Yamaha YZF R1	261.5
19	34 X. PINSACH	Kawasaki ZX-10RR	260.9
20	5 M. FACCANI	BMW S 1000 RR	260.9
21	14 K. MANFREDI	Kawasaki ZX-10RR	260.9
22	90 T. FINSTERBUSCH	Kawasaki ZX-10RR	260.2
23	7 M. FRITZ	Yamaha YZF R1	259.6
24	12 M. RINALDI	Ducati Panigale R	259.0
25	155 F. MARCHIONNI	Yamaha YZF R1	259.0
26	68 G. SCOTT	Kawasaki ZX-10RR	259.0
27	59 A. SCHACHT	Ducati Panigale R	258.4
28	77 W. TESSELS	Kawasaki ZX-10RR	257.1
29	66 D. UPTON	Kawasaki ZX-10RR	257.1
30	81 A. BERNARDI	Yamaha YZF R1	256.5
31	18 R. CECCHINI	Kawasaki ZX-10RR	256.5
32	123 L. SALVADORI	Yamaha YZF R1	255.3
33	32 M. MOSER	Kawasaki ZX-10RR	255.3
34	46 M. CUDEVILLE	Kawasaki ZX-10RR	254.7
35	6 E. PUSCEDDU	BMW S 1000 RR	252.9
36	22 S. FUGARDI	Yamaha YZF R1	161.7

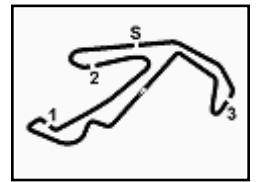
SEG. 1			SEG. 2			SEG. 3			SEG. 4			SEG. 5		
1	12 M. RINALDI	26.814	1	54 T. RAZGATLIOGLU	21.881	1	2 R. TAMBURINI	13.387	1	54 T. RAZGATLIOGLU	12.898	1	2 R. TAMBURINI	21.584
2	2 R. TAMBURINI	26.836	2	12 M. RINALDI	21.885	2	23 F. SANDI	13.405	2	23 F. SANDI	12.964	2	71 M. SCHEIB	21.649
3	5 M. FACCANI	26.881	3	23 F. SANDI	21.921	3	54 T. RAZGATLIOGLU	13.407	3	121 A. ANDREOZZI	13.042	3	12 M. RINALDI	21.653
4	23 F. SANDI	26.929	4	2 R. TAMBURINI	21.944	4	5 M. FACCANI	13.432	4	21 F. MARINO	13.084	4	23 F. SANDI	21.743
5	121 A. ANDREOZZI	27.009	5	5 M. FACCANI	21.963	5	11 J. GUARNONI	13.435	5	31 M. FERRARI	13.092	5	121 A. ANDREOZZI	21.756
6	55 I. MYKHALCHYK	27.041	6	71 M. SCHEIB	21.992	6	70 L. VITALI	13.438	6	155 F. MARCHIONNI	13.095	6	11 J. GUARNONI	21.760
7	54 T. RAZGATLIOGLU	27.081	7	21 F. MARINO	22.025	7	68 G. SCOTT	13.465	7	5 M. FACCANI	13.102	7	5 M. FACCANI	21.777
8	70 L. VITALI	27.110	8	121 A. ANDREOZZI	22.058	8	21 F. MARINO	13.467	8	57 M. JONES	13.129	8	70 L. VITALI	21.814
9	11 J. GUARNONI	27.116	9	70 L. VITALI	22.077	9	121 A. ANDREOZZI	13.471	9	2 R. TAMBURINI	13.144	9	14 K. MANFREDI	21.839
10	7 M. FRITZ	27.148	10	41 F. D'ANNUNZIO	22.106	10	71 M. SCHEIB	13.473	10	14 K. MANFREDI	13.163	10	59 A. SCHACHT	21.859
11	71 M. SCHEIB	27.150	11	14 K. MANFREDI	22.109	11	12 M. RINALDI	13.483	11	7 M. FRITZ	13.196	11	21 F. MARINO	21.884
12	41 F. D'ANNUNZIO	27.177	12	11 J. GUARNONI	22.110	12	41 F. D'ANNUNZIO	13.486	12	12 M. RINALDI	13.198	12	54 T. RAZGATLIOGLU	21.895
13	31 M. FERRARI	27.199	13	57 M. JONES	22.128	13	57 M. JONES	13.487	13	68 G. SCOTT	13.215	13	31 M. FERRARI	21.935
14	21 F. MARINO	27.221	14	51 E. VIONNET	22.195	14	55 I. MYKHALCHYK	13.500	14	123 L. SALVADORI	13.217	14	74 K. CALIA	21.944
15	57 M. JONES	27.234	15	55 I. MYKHALCHYK	22.249	15	7 M. FRITZ	13.519	15	59 A. SCHACHT	13.219	15	55 I. MYKHALCHYK	21.955
16	14 K. MANFREDI	27.263	16	90 T. FINSTERBUSCH	22.253	16	51 E. VIONNET	13.535	16	71 M. SCHEIB	13.235	16	155 F. MARCHIONNI	21.987
17	59 A. SCHACHT	27.293	17	74 K. CALIA	22.293	17	31 M. FERRARI	13.539	17	55 I. MYKHALCHYK	13.236	17	57 M. JONES	22.007
18	6 E. PUSCEDDU	27.301	18	31 M. FERRARI	22.293	18	59 A. SCHACHT	13.564	18	70 L. VITALI	13.237	18	41 F. D'ANNUNZIO	22.070
19	155 F. MARCHIONNI	27.317	19	59 A. SCHACHT	22.332	19	16 G. RUIU	13.575	19	19 J. PUFFE	13.248	19	6 E. PUSCEDDU	22.087
20	123 L. SALVADORI	27.374	20	68 G. SCOTT	22.368	20	3 S. SUCHET	13.578	20	41 F. D'ANNUNZIO	13.248	20	3 S. SUCHET	22.088
21	51 E. VIONNET	27.454	21	155 F. MARCHIONNI	22.392	21	74 K. CALIA	13.591	21	18 R. CECCHINI	13.281	21	68 G. SCOTT	22.129
22	18 R. CECCHINI	27.488	22	19 J. PUFFE	22.414	22	14 K. MANFREDI	13.603	22	11 J. GUARNONI	13.282	22	51 E. VIONNET	22.144
23	90 T. FINSTERBUSCH	27.501	23	7 M. FRITZ	22.422	23	155 F. MARCHIONNI	13.608	23	90 T. FINSTERBUSCH	13.312	23	7 M. FRITZ	22.149
24	77 W. TESSELS	27.545	24	123 L. SALVADORI	22.446	24	19 J. PUFFE	13.621	24	74 K. CALIA	13.337	24	16 G. RUIU	22.176
25	19 J. PUFFE	27.557	25	6 E. PUSCEDDU	22.451	25	6 E. PUSCEDDU	13.623	25	6 E. PUSCEDDU	13.366	25	90 T. FINSTERBUSCH	22.185
26	81 A. BERNARDI	27.562	26	16 G. RUIU	22.496	26	81 A. BERNARDI	13.638	26	16 G. RUIU	13.407	26	77 W. TESSELS	22.198
27	74 K. CALIA	27.578	27	34 X. PINSACH	22.498	27	123 L. SALVADORI	13.647	27	51 E. VIONNET	13.435	27	123 L. SALVADORI	22.234
28	34 X. PINSACH	27.603	28	81 A. BERNARDI	22.521	28	90 T. FINSTERBUSCH	13.648	28	81 A. BERNARDI	13.438	28	81 A. BERNARDI	22.273
29	68 G. SCOTT	27.758	29	18 R. CECCHINI	22.563	29	34 X. PINSACH	13.650	29	3 S. SUCHET	13.443	29	18 R. CECCHINI	22.301
30	32 M. MOSER	27.791	30	3 S. SUCHET	22.579	30	66 D. UPTON	13.666	30	77 W. TESSELS	13.496	30	34 X. PINSACH	22.303
31	16 G. RUIU	27.847	31	77 W. TESSELS	22.585	31	18 R. CECCHINI	13.703	31	34 X. PINSACH	13.560	31	19 J. PUFFE	22.313
32	66 D. UPTON	28.091	32	92 B. LEU	22.659	32	32 M. MOSER	13.709	32	32 M. MOSER	13.656	32	66 D. UPTON	22.597
33	46 M. CUDEVILLE	28.143	33	32 M. MOSER	22.660	33	77 W. TESSELS	13.742	33	46 M. CUDEVILLE	13.798	33	32 M. MOSER	22.612
34	92 B. LEU	28.255	34	46 M. CUDEVILLE	22.815	34	92 B. LEU	13.743	34	66 D. UPTON	13.809	34	92 B. LEU	22.637
35	3 S. SUCHET	34.194	35	66 D. UPTON	22.950	35	46 M. CUDEVILLE	13.769	35	92 B. LEU	14.033	35	46 M. CUDEVILLE	22.785
36	22 S. FUGARDI	1'27.152	36	22 S. FUGARDI	38.083	36	22 S. FUGARDI	20.004	36	22 S. FUGARDI	19.621			

18/06/2017

These data/results cannot be reproduced, stored and/or transmitted in whole or in part by any manner of electronic, mechanical, photocopying, recording, broadcasting or otherwise now known or herein after developed without the previous express consent by the copyright owner, except for reproduction in daily press and regular printed publications on sale to the public within 60 days of the event related to those data/results and always provided that copyright symbol appears together as follows below.

© DORNA WSBK ORGANIZATION Srl 2017





Riviera di Rimini Round, 16-17-18 June 2017

Superstock 1000 - Chronological Analysis Race - Red Flag

Misano Circuit Sic 58.4.226 m

Start at 15:15'37.030

1 / 3

12 M. RINALDI (1'37.366)								
Lap	Seg. 1	Seg. 2	Seg. 3	Seg. 4	Seg. 5	Lap Time	km/h	Local Time
1	31.258	22.069	13.483	13.277	21.653	1'41.740	259.0	15:17'18.770
2	26.814	22.025	13.535	13.260	21.732	1'37.366	257.1	15:18'56.136
3	26.932	21.885	13.627	13.204	21.822	1'37.470	255.9	15:20'33.606
4	26.924	21.912	13.586	13.198	21.797	1'37.417	257.8	15:22'11.023
5	27.120	21.926	13.622	13.382	21.814	1'37.864	257.1	15:23'48.887
6	26.957	22.042	13.593	13.305	21.773	1'37.670	257.8	15:25'26.557
7	26.884	22.109	13.595	13.263	21.953	1'37.804	257.8	15:27'04.361
8	27.074	22.086	13.568	13.278	22.018	1'38.024	259.0	15:28'42.385
9	27.070	22.040	13.663	13.393	21.942	1'38.108	256.5	15:30'20.493
10	27.180	22.006	13.679	13.416	21.923	1'38.204 C	257.1	15:31'58.697

71 M. SCHEIB (1'37.963)								
Lap	Seg. 1	Seg. 2	Seg. 3	Seg. 4	Seg. 5	Lap Time	km/h	Local Time
1	33.749	22.369	13.563	13.235	21.871	1'44.787	262.1	15:17'21.817
2	27.493	22.159	13.473	13.239	21.649	1'38.013	259.6	15:18'59.830
3	27.255	21.992	13.878	13.305	21.834	1'38.264	259.0	15:20'38.094
4	27.176	22.134	13.599	13.403	21.651	1'37.963	257.1	15:22'16.057
5	27.220	22.207	13.601	13.493	21.859	1'38.380	256.5	15:23'54.437
6	27.220	22.101	13.637	13.378	21.802	1'38.138	255.3	15:25'32.575
7	27.238	22.174	13.598	13.365	21.817	1'38.192	255.9	15:27'10.767
8	27.150	22.088	13.602	13.408	21.850	1'38.098	256.5	15:28'48.865
9	27.284	22.031	13.630	13.564	21.894	1'38.403	254.7	15:30'27.268
10	27.929	22.332	13.594	13.372	21.821	1'39.048 C	257.1	15:32'06.316

23 F. SANDI (1'37.270)								
Lap	Seg. 1	Seg. 2	Seg. 3	Seg. 4	Seg. 5	Lap Time	km/h	Local Time
1	33.244	22.117	13.596	13.210	21.992	1'44.159	263.4	15:17'21.189
2	27.441	22.022	13.405	13.084	21.910	1'37.862	263.4	15:18'59.051
3	27.510	21.921	13.475	12.964	21.778	1'37.648	261.5	15:20'36.699
4	27.104	21.994	13.419	13.010	21.743	1'37.270	260.9	15:22'13.969
5	26.929	22.094	13.431	13.137	21.899	1'37.490	260.2	15:23'51.459
6	27.242	21.965	13.454	13.100	22.002	1'37.763	259.0	15:25'29.222
7	27.125	22.068	13.508	13.154	22.073	1'37.928	260.2	15:27'07.150
8	27.233	22.056	13.449	13.176	22.048	1'37.962	259.0	15:28'45.112
9	27.286	22.111	13.519	13.167	22.145	1'38.228	258.4	15:30'23.340
10	27.390	22.305	13.520	13.346	22.106	1'38.667 C	261.5	15:32'02.007

70 L. VITALI (1'37.959)								
Lap	Seg. 1	Seg. 2	Seg. 3	Seg. 4	Seg. 5	Lap Time	km/h	Local Time
1	34.309	22.489	13.531	13.254	22.088	1'45.671	264.7	15:17'22.701
2	27.329	22.142	13.438	13.237	21.836	1'37.982	260.2	15:19'00.683
3	27.110	22.134	13.513	13.527	22.120	1'38.404	261.5	15:20'39.087
4	27.309	22.429	13.476	13.281	21.814	1'38.309	260.9	15:22'17.396
5	27.130	22.206	13.590	13.375	21.851	1'38.152	262.1	15:23'55.548
6	27.233	22.181	13.544	13.302	21.935	1'38.195	258.4	15:25'33.743
7	27.166	22.575	13.553	13.307	22.025	1'38.626	259.0	15:27'12.369
8	27.117	22.098	13.551	13.261	21.976	1'38.003	259.6	15:28'50.372
9	27.143	22.087	13.517	13.273	21.939	1'37.959	257.8	15:30'28.331
10	27.774	22.154	13.652	13.258	22.001	1'38.839 C	258.4	15:32'07.170

5 M. FACCANI (1'37.572)								
Lap	Seg. 1	Seg. 2	Seg. 3	Seg. 4	Seg. 5	Lap Time	km/h	Local Time
1	32.570	22.291	13.432	13.321	21.940	1'43.554	257.8	15:17'20.584
2	27.004	22.100	13.596	13.220	21.777	1'37.697	254.7	15:18'58.281
3	27.008	21.987	13.503	13.182	21.965	1'37.645	255.3	15:20'35.926
4	26.998	21.963	13.572	13.102	21.937	1'37.572	257.1	15:22'13.498
5	26.881	22.069	13.650	13.661	22.085	1'38.346	256.5	15:23'51.844
6	27.111	21.998	13.552	13.152	21.912	1'37.725	260.2	15:25'29.569
7	27.054	22.143	13.565	13.124	21.932	1'37.818	260.2	15:27'07.387
8	27.195	22.223	13.501	13.178	21.976	1'38.073	260.9	15:28'45.460
9	27.176	22.191	13.525	13.212	22.005	1'38.109	260.9	15:30'23.569
10	27.337	22.008	13.541	13.238	21.964	1'38.088 C	256.5	15:32'01.657

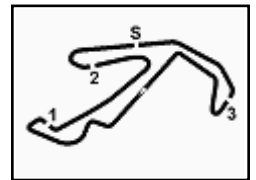
11 J. GUARNONI (1'38.071)								
Lap	Seg. 1	Seg. 2	Seg. 3	Seg. 4	Seg. 5	Lap Time	km/h	Local Time
1	33.872	22.547	13.513	13.326	22.095	1'45.353	262.1	15:17'22.383
2	27.236	22.219	13.435	13.421	21.760	1'38.071	260.9	15:19'00.454
3	27.150	22.115	13.487	13.684	22.055	1'38.491	261.5	15:20'38.945
4	27.740	22.258	13.456	13.405	21.911	1'38.770	264.1	15:22'17.715
5	27.213	22.110	13.457	13.444	21.924	1'38.148	263.4	15:23'55.863
6	27.231	22.268	13.597	13.399	21.991	1'38.486	260.9	15:25'34.349
7	27.381	22.341	13.523	13.307	21.889	1'38.441	260.2	15:27'12.790
8	27.116	22.328	13.508	13.292	22.046	1'38.290	260.9	15:28'51.000
9	27.120	22.156	13.530	13.282	21.987	1'38.075	258.4	15:30'29.155
10	27.701	22.220	13.571	13.285	21.971	1'38.748 C	259.6	15:32'07.903

54 T. RAZGATLIOGLU (1'37.585)								
Lap	Seg. 1	Seg. 2	Seg. 3	Seg. 4	Seg. 5	Lap Time	km/h	Local Time
1	32.892	22.635	13.407	13.033	22.001	1'43.968	263.4	15:17'20.998
2	27.518	22.004	13.456	12.937	22.053	1'37.968	259.6	15:18'58.966
3	27.345	21.881	13.460	12.898	22.001	1'37.585	259.0	15:20'36.551
4	27.165	21.984	13.700	13.056	22.121	1'38.026	263.4	15:22'14.577
5	27.369	22.081	13.518	12.948	22.012	1'37.928	260.9	15:23'52.505
6	27.081	22.110	13.546	13.009	22.005	1'37.751	260.2	15:25'30.256
7	27.363	22.034	13.576	12.984	21.895	1'37.852	260.2	15:27'08.108
8	27.195	21.958	13.504	12.985	21.974	1'37.616	262.1	15:28'45.724
9	27.368	21.907	13.566	13.278	22.114	1'38.233	261.5	15:30'23.957
10	27.277	22.385	13.603	13.147	22.041	1'38.453 C	259.6	15:32'02.410

21 F. MARINO (1'37.989)								
Lap	Seg. 1	Seg. 2	Seg. 3	Seg. 4	Seg. 5	Lap Time	km/h	Local Time
1	33.478	22.269	13.467	13.240	22.062	1'44.516	264.1	15:17'21.546
2	27.403	22.025	13.492	13.185	21.884	1'37.989	261.5	15:18'59.535
3	27.337	22.212	13.960	13.698	21.929	1'39.136	259.6	15:20'38.671
4	27.221	22.148	13.583	13.163	22.146	1'38.261	259.6	15:22'16.932
5	27.245	22.306	13.598	13.084	21.947	1'38.180	259.6	15:23'55.112
6	27.291	22.653	13.627	13.064	22.109	1'39.044	262.8	15:25'34.156
7	27.385	22.416	13.755	13.495	22.020	1'39.071	262.1	15:27'13.227
8	27.316	22.207	13.491	13.167	22.102	1'38.283	262.8	15:28'51.510
9	27.335	22.262	13.557	13.241	22.088	1'38.483	259.0	15:30'29.993
10	27.682	22.395	13.904	13.375	22.513	1'39.869 C	257.8	15:32'09.862

2 R. TAMBURINI (1'37.319)								
Lap	Seg. 1	Seg. 2	Seg. 3	Seg. 4	Seg. 5	Lap Time	km/h	Local Time
1	33.630	22.335	13.479	13.270	21.974	1'44.688	265.4	15:17'21.718
2	27.652	22.080	13.565	13.387	21.584	1'38.268	264.7	15:18'59.986
3	27.261	22.104	13.486	13.177	21.758	1'37.786	258.4	15:20'37.772
4	26.836	22.104	13.443	13.170	21.766	1'37.319	262.1	15:22'15.091
5	27.017	22.068	13.411	13.208	21.865	1'37.569	266.0	15:23'52.660
6	27.112	22.123	13.387	13.271	21.807	1'37.700	266.0	15:25'30.360
7	27.384	22.913	13.572	13.240	21.903	1'39.012	258.4	15:27'09.372
8	27.053	21.975	13.513	13.144	21.886	1'37.571	259.0	15:28'46.943
9	27.138	21.944	13.501	13.238	21.969	1'37.790	258.4	15:30'24.733

57 M. JONES (1'38.331)								
Lap	Seg. 1	Seg. 2	Seg. 3	Seg. 4	Seg. 5	Lap Time	km/h	Local Time
1	32.358	22.605	13.487	13.451	22.216	1'44.117	261.5	15:17'21.147
2	28.002	23.432	13.517	13.213	22.126	1'40.290	262.1	



Riviera di Rimini Round, 16-17-18 June 2017

Superstock 1000 - Chronological Analysis Race - Red Flag

Misano Circuit Sic 58.4.226 m

Start at 15:15'37.030

55 I. MYKHALCHYK (1'38.350)								
Lap	Seg. 1	Seg. 2	Seg. 3	Seg. 4	Seg. 5	Lap Time	km/h	Local Time
1	35.655	23.211	13.535	13.515	22.036	1'47.952	262.1	15:17'24.982
2	27.977	22.410	13.560	13.272	22.084	1'39.303	257.8	15:19'04.285
3	27.621	22.405	13.500	13.372	21.992	1'38.890	260.9	15:20'43.175
4	27.718	22.441	13.583	13.334	22.100	1'39.176	259.0	15:22'22.351
5	27.109	22.538	13.681	13.475	22.164	1'38.967	253.5	15:24'01.318
6	27.137	22.256	13.721	13.296	22.077	1'38.487	254.1	15:25'39.805
7	27.073	22.430	13.656	13.236	21.955	1'38.350	254.1	15:27'18.155
8	27.137	22.460	13.696	13.417	22.326	1'39.036	255.3	15:28'57.191
9	27.041	22.249	13.635	13.263	22.196	1'38.384	253.5	15:30'35.575
10	27.400	22.390	13.733	13.266	22.159	1'38.948 C	254.1	15:32'14.523

41 F. D'ANNUNZIO (1'38.783)								
Lap	Seg. 1	Seg. 2	Seg. 3	Seg. 4	Seg. 5	Lap Time	km/h	Local Time
1	35.310	23.257	13.654	13.629	22.557	1'48.407	262.1	15:17'25.437
2	28.048	23.160	13.486	13.524	22.070	1'40.288	251.7	15:19'05.725
3	27.443	22.609	14.615	13.622	22.197	1'40.486	249.4	15:20'46.211
4	27.177	22.106	13.582	13.550	22.368	1'38.783	262.1	15:22'24.984
5	27.695	22.321	13.643	13.590	22.438	1'39.687	260.2	15:24'04.691
6	27.630	22.454	14.014	13.614	22.357	1'40.069	257.8	15:25'44.750
7	27.904	22.264	13.581	13.248	22.165	1'39.162	257.1	15:27'23.912
8	27.528	22.187	13.883	13.684	22.149	1'39.431	261.5	15:29'03.343
9	27.574	22.379	13.658	14.107	22.295	1'40.013	250.0	15:30'43.356
10	28.041	22.284	13.651	13.409	22.174	1'39.559 C	258.4	15:32'22.915

59 A. SCHACHT (1'38.375)								
Lap	Seg. 1	Seg. 2	Seg. 3	Seg. 4	Seg. 5	Lap Time	km/h	Local Time
1	34.971	23.229	13.748	13.411	22.396	1'47.755	258.4	15:17'24.785
2	27.573	22.544	13.600	13.329	22.117	1'39.163	254.1	15:19'03.948
3	27.758	22.332	13.564	13.398	22.040	1'39.092	255.9	15:20'43.040
4	28.188	22.455	13.629	13.332	21.921	1'39.525	257.8	15:22'22.565
5	27.488	22.404	13.620	13.429	22.022	1'38.963	254.7	15:24'01.528
6	27.347	22.396	13.588	13.219	22.071	1'38.621	254.7	15:25'40.149
7	27.293	22.364	13.599	13.260	21.859	1'38.375	254.7	15:27'18.524
8	27.400	22.358	13.649	13.293	22.127	1'38.827	255.9	15:28'57.351
9	27.634	22.336	13.624	13.227	21.979	1'38.800	254.1	15:30'36.151
10	27.661	22.571	13.628	13.425	22.093	1'39.378 C	253.5	15:32'15.529

6 E. PUSCEDDU (1'39.228)								
Lap	Seg. 1	Seg. 2	Seg. 3	Seg. 4	Seg. 5	Lap Time	km/h	Local Time
1	36.221	23.140	14.116	13.581	22.223	1'49.281	252.9	15:17'26.311
2	27.508	22.598	13.623	13.412	22.087	1'39.228	252.9	15:19'05.539
3	27.301	22.878	14.481	13.670	22.601	1'40.931	248.8	15:20'46.470
4	27.627	22.586	13.810	13.525	22.553	1'40.101	251.7	15:22'26.571
5	27.409	22.489	13.791	13.455	22.329	1'39.473	251.2	15:24'06.044
6	27.411	22.512	13.711	13.433	22.162	1'39.229	251.7	15:25'45.273
7	27.576	22.570	13.759	13.366	22.248	1'39.519	251.7	15:27'24.192
8	27.378	22.492	13.733	13.458	22.316	1'39.377	252.9	15:29'04.769
9	27.389	22.451	13.696	13.643	22.347	1'39.526	251.2	15:30'43.695
10	27.981	22.524	13.791	13.406	22.378	1'40.080 C	250.0	15:32'23.775

31 M. FERRARI (1'38.262)								
Lap	Seg. 1	Seg. 2	Seg. 3	Seg. 4	Seg. 5	Lap Time	km/h	Local Time
1	34.722	23.736	13.602	13.418	22.322	1'47.800	262.1	15:17'24.830
2	27.805	22.547	13.621	13.172	22.072	1'39.217	259.0	15:19'04.047
3	27.304	22.293	13.731	13.428	21.935	1'38.691	257.1	15:20'42.738
4	28.276	22.641	13.739	13.361	22.173	1'40.190	264.1	15:22'22.928
5	27.495	22.505	13.747	13.163	22.144	1'39.054	257.1	15:24'01.982
6	27.199	22.326	13.579	13.092	22.066	1'38.262	261.5	15:25'40.244
7	27.494	22.391	13.588	13.102	22.082	1'38.657	264.7	15:27'18.901
8	27.260	22.381	13.591	13.193	22.202	1'38.627	264.7	15:28'57.528
9	27.636	22.318	13.539	13.291	22.150	1'38.934	266.0	15:30'36.462
10	28.756	22.545	13.715	13.027	22.156	1'40.199 C	259.0	15:32'16.661

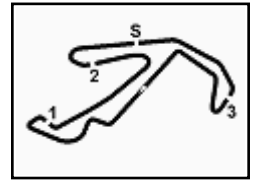
68 G. SCOTT (1'39.383)								
Lap	Seg. 1	Seg. 2	Seg. 3	Seg. 4	Seg. 5	Lap Time	km/h	Local Time
1	36.208	23.695	13.953	14.313	22.586	1'50.755	257.8	15:17'27.785
2	28.165	22.665	13.582	13.455	22.363	1'40.230	257.8	15:19'08.015
3	27.783	22.553	13.525	13.441	22.365	1'39.667	259.0	15:20'47.682
4	28.480	22.578	13.681	13.218	22.358	1'40.315	252.9	15:22'27.997
5	27.758	22.429	13.574	13.399	22.286	1'39.446	257.1	15:24'07.143
6	27.800	22.528	13.644	13.390	22.299	1'39.661	258.4	15:25'47.404
7	27.893	22.442	13.465	13.345	22.543	1'39.688	252.3	15:27'26.792
8	27.783	22.558	13.698	13.215	22.129	1'39.383	255.3	15:29'06.175
9	28.054	22.368	13.593	13.489	22.216	1'39.720	252.9	15:30'45.895
10	27.859	22.368	13.593	13.244	22.166	1'39.230 C	253.5	15:32'25.125

7 M. FRITZ (1'38.838)								
Lap	Seg. 1	Seg. 2	Seg. 3	Seg. 4	Seg. 5	Lap Time	km/h	Local Time
1	36.039	23.486	13.833	13.210	22.353	1'48.921	257.8	15:17'25.951
2	27.645	22.548	13.519	13.215	22.233	1'39.160	259.6	15:19'05.111
3	27.375	22.677	13.759	13.414	22.158	1'39.383	255.9	15:20'44.494
4	27.277	22.496	13.633	13.209	22.223	1'38.838	259.0	15:22'23.332
5	27.377	22.491	13.675	13.538	22.220	1'39.301	257.1	15:24'02.633
6	27.338	22.573	13.597	13.268	22.219	1'38.995	255.9	15:25'41.628
7	27.204	22.540	13.602	13.196	22.328	1'38.870	255.9	15:27'20.498
8	27.191	22.508	13.610	13.414	22.149	1'38.872	255.3	15:28'59.370
9	27.148	22.422	13.678	13.285	22.497	1'39.030	255.9	15:30'38.400
10	27.867	22.683	13.831	13.219	22.262	1'39.862 C	255.9	15:32'18.262

123 L. SALVADORI (1'39.096)								
Lap	Seg. 1	Seg. 2	Seg. 3	Seg. 4	Seg. 5	Lap Time	km/h	Local Time
1	35.127	22.840	13.673	13.494	22.526	1'47.660	255.3	15:17'24.690
2	28.561	22.446	13.647	13.275	22.234	1'40.163	254.7	15:19'04.853
3	27.503	22.633	14.045	13.681	22.262	1'40.124	254.1	15:20'44.977
4	27.404	22.489	13.698	13.217	22.288	1'39.096	259.0	15:22'24.073
5	27.374	22.793	13.932	13.643	22.413	1'40.155	254.1	15:24'04.528
6	27.640	22.775	14.082	13.495	22.379	1'40.371	252.3	15:25'44.299
7	27.791	22.813	14.032	13.623	22.508	1'40.767	252.9	15:27'25.366
8	27.764	22.759	13.813	13.526	22.466	1'40.328	250.6	15:29'05.694
9	27.811	22.884	14.002	13.588	22.668	1'40.953	251.7	15:30'46.647
10	28.462	22.930	13.937	13.484	22.533	1'41.346 C	247.1	15:32'27.993

51 E. VIONNET (1'38.962)								
Lap	Seg. 1	Seg. 2	Seg. 3	Seg. 4	Seg. 5	Lap Time	km/h	Local Time
1	36.552	23.033	14.002	13.878	22.607	1'50.072	254.1	15:17'27.102
2	27.480	22.368	13.535	13.435	22.144	1'38.962	262.1	15:19'06.064
3	27.549	22.235	13.708	13.561	22.304	1'39.357	258.4	15:20'45.421
4	27.454	22.195	13.638	13.520	22.204	1'39.011	260.9	15:22'24.432
5	27.454	22.419	13.650	13.488	22.437	1'39.448	259.0	15:24'03.880
6	27.493	22.299	13.720	13.573	22.573	1'39.658	260.2	15:25'43.536
7	27.540	22.509	13.743	13.548	22.282	1'39.622	256.5	15:27'23.160
8	27.566	22.340	13.723	13.682	22.192	1'39.503	257.8	15:29'02.663
9	27.606	22.319	13.805	13.570	22.335	1'39.635	255.3	15:30'42.298
10	27.882	22.423	13.845	13.652	22.288	1'40.090 C	255.9	15:32'22.388

155 F. MARCHIONNI (1'38.899)								
Lap	Seg. 1	Seg. 2	Seg. 3	Seg. 4	Seg. 5	Lap Time	km/h	Local Time
1	39.040	22.906	13.621	14.056	22.602	1'52.225	259.0	15:17'29.255
2	27.728	22.691	13.750	13.237	22.176	1'39.582	257.8	15:19'08.837
3	27.652	22.452	13.665	13.507	22.431	1'39.707	259.0	15:20'48.544
4	27.937	22.611	13.945	13.518	22.608	1'40.619	257.8	15:22'29.163
5	27.651	22.558	13.608	13.095	21.987	1'38.899	255.3	15:24'08.062
6	27.317	22.462	13.691	13.374	22.346	1'39.190	258.4	15:25'47.252
7</								



Riviera di Rimini Round, 16-17-18 June 2017

Superstock 1000 - Chronological Analysis Race - Red Flag

Misano Circuit Sic 58 4.226 m

Start at 15:15'37.030

3 / 3

18 R. CECCHINI (1'39.811)								
Lap	Seg. 1	Seg. 2	Seg. 3	Seg. 4	Seg. 5	Lap Time	km/h	Local Time
1	36.370	23.353	13.972	14.167	22.765	1'50.627	251.2	15:17'27.657
2	27.872	22.599	13.755	13.383	22.355	1'39.964	254.1	15:19'07.621
3	27.776	22.597	13.706	13.431	22.301	1'39.811	254.7	15:20'47.432
4	27.742	22.617	13.722	13.381	22.385	1'39.847	256.5	15:22'27.279
5	27.488	22.581	13.703	13.541	22.535	1'39.848	255.5	15:24'07.127
6	27.807	22.568	13.728	13.359	22.421	1'39.883	255.9	15:25'47.010
7	27.697	22.563	13.864	13.281	22.922	1'40.327	255.9	15:27'27.337
8	27.603	22.810	13.816	13.618	22.680	1'40.527	254.7	15:29'07.864
9	27.640	22.654	13.706	13.496	22.521	1'40.017	253.5	15:30'47.881
10	31.413	23.031	13.828	13.591	22.420	1'44.283 C	252.9	15:32'32.164

77 W. TESSELS (1'39.859)								
Lap	Seg. 1	Seg. 2	Seg. 3	Seg. 4	Seg. 5	Lap Time	km/h	Local Time
1	37.021	23.898	13.782	13.981	22.691	1'51.373 P	257.1	15:17'28.403
2	28.154	22.793	13.742	14.007	22.500	1'41.196	254.7	15:19'09.599
3	27.545	22.629	13.868	13.521	22.296	1'39.859	250.6	15:20'49.458
4	27.806	22.622	13.842	13.496	22.418	1'40.184	255.3	15:22'29.642
5	27.877	22.661	13.821	13.584	22.198	1'40.141	251.7	15:24'09.783
6	27.703	22.585	13.959	13.876	22.491	1'40.614	246.6	15:25'50.397
7	27.588	23.131	13.993	14.138	22.658	1'41.508	248.8	15:27'31.905

34 X. PINSACH (1'39.984)								
Lap	Seg. 1	Seg. 2	Seg. 3	Seg. 4	Seg. 5	Lap Time	km/h	Local Time
1	36.602	23.554	13.918	14.321	22.629	1'51.024	259.0	15:17'28.054
2	28.095	22.651	13.665	13.560	22.303	1'40.274	260.9	15:19'08.328
3	27.844	22.498	13.650	13.567	22.425	1'39.984	259.0	15:20'48.312
4	27.618	22.595	13.993	13.761	22.400	1'40.367	259.6	15:22'28.679
5	27.731	22.658	13.719	13.733	22.314	1'40.155	257.1	15:24'08.834
6	27.603	22.612	13.795	13.871	22.456	1'40.337	250.0	15:25'49.171
7	27.740	22.664	13.828	13.703	22.396	1'40.331	255.3	15:27'29.502
8	27.657	22.757	13.872	13.760	22.472	1'40.518	255.9	15:29'10.020
9	27.912	22.638	13.900	13.704	22.495	1'40.649	253.5	15:30'50.669
10	28.172	22.771	13.884	13.954	22.430	1'41.211 C	253.5	15:32'31.880

74 K. CALIA (1'38.853)								
Lap	Seg. 1	Seg. 2	Seg. 3	Seg. 4	Seg. 5	Lap Time	km/h	Local Time
1	34.680	22.929	13.591	13.494	22.142	1'46.836	262.8	15:17'23.866
2	27.600	22.380	13.592	13.337	21.944	1'38.853	259.0	15:19'02.719
3	27.578	22.293	13.629	13.705	22.322	1'39.527	257.8	15:20'42.246
4	27.715	22.676	13.830	13.598	22.234	1'40.053	255.3	15:22'22.299
5	28.002	22.543	13.928	13.499	23.002	1'40.974	254.7	15:24'03.273
6	27.690	22.427	13.802	13.570	22.045	1'39.534	254.1	15:25'42.807

32 M. MOSER (1'41.398)								
Lap	Seg. 1	Seg. 2	Seg. 3	Seg. 4	Seg. 5	Lap Time	km/h	Local Time
1	38.066	23.829	13.878	14.368	22.801	1'52.942	253.5	15:17'29.972
2	28.340	23.086	13.744	13.950	23.028	1'42.148	255.3	15:19'12.120
3	28.660	22.660	13.709	13.871	22.839	1'41.739	252.9	15:20'53.859
4	28.295	23.223	13.758	13.728	22.952	1'41.956	252.9	15:22'35.815
5	28.393	23.325	13.915	13.872	22.869	1'42.374	252.9	15:24'18.189
6	28.524	23.077	13.857	14.000	22.880	1'42.338	253.5	15:26'00.527
7	28.267	22.891	13.835	13.821	22.612	1'41.426	252.3	15:27'41.953
8	28.279	22.833	14.021	13.656	22.614	1'41.403	249.4	15:29'23.356
9	27.791	22.833	14.058	13.683	23.033	1'41.398	245.5	15:31'04.754
10	28.338	23.123	14.020	13.814	22.696	1'41.991 C	248.3	15:32'46.745

16 G. RUIJU (1'39.857)								
Lap	Seg. 1	Seg. 2	Seg. 3	Seg. 4	Seg. 5	Lap Time	km/h	Local Time
1	36.786	23.574	13.873	14.332	22.560	1'51.125	263.4	15:17'28.155
2	28.193	22.701	13.641	13.655	22.176	1'40.366	260.2	15:19'08.521
3	27.847	22.503	13.575	13.585	22.347	1'39.857	261.5	15:20'48.378
4	27.969	22.684	13.968	13.508	22.432	1'40.561	257.1	15:22'28.939
5	28.310	22.496	13.704	13.407	22.197	1'40.114	255.3	15:24'09.053

66 D. UPTON (1'41.578)								
Lap	Seg. 1	Seg. 2	Seg. 3	Seg. 4	Seg. 5	Lap Time	km/h	Local Time
1	38.208	23.589	13.666	14.018	22.779	1'52.260	257.1	15:17'29.290
2	28.433	23.090	13.826	13.861	23.003	1'42.213	252.9	15:19'11.503
3	28.091	23.075	13.955	13.860	22.597	1'41.578	250.0	15:20'53.081
4	28.167	23.114	13.953	14.010	22.798	1'42.042	251.2	15:22'35.123
5	28.249	23.344	14.017	14.015	22.826	1'42.451	248.3	15:24'17.574
6	28.283	23.266	13.980	13.976	22.864	1'42.369	249.4	15:25'59.943
7	28.275	23.144	13.852	13.909	22.622	1'41.802	250.6	15:27'41.745
8	28.794	22.950	13.864	13.809	22.687	1'42.104	253.5	15:29'23.849
9	28.361	23.029	14.002	14.025	22.835	1'42.252	247.7	15:31'06.101
10	29.661	23.340	14.042	14.020	22.729	1'43.792 C	248.8	15:32'49.893

3 S. SUCHET (40'39.999)								
Lap	Seg. 1	Seg. 2	Seg. 3	Seg. 4	Seg. 5	Lap Time	km/h	Local Time
1	34.194	22.579	13.578	13.443	22.088	1'45.882	266.7	15:17'22.912

46 M. CUDEVILLE (1'41.747)								
Lap	Seg. 1	Seg. 2	Seg. 3	Seg. 4	Seg. 5	Lap Time	km/h	Local Time
1	36.896	24.218	13.966	14.433	23.192	1'52.705	254.7	15:17'29.735
2	28.308	23.001	13.847	13.943	23.158	1'42.257	254.1	15:19'11.992
3	28.254	22.815	13.889	13.927	22.862	1'41.747	251.2	15:20'53.739
4	28.143	22.894	13.769	14.083	22.983	1'41.872	253.5	15:22'35.611
5	28.517	23.144	13.846	13.988	22.785	1'42.280	252.3	15:24'17.891
6	28.462	22.977	14.005	14.141	22.859	1'42.444	253.5	15:26'00.335
7	28.804	23.195	13.951	14.016	22.802	1'42.768	251.7	15:27'43.103
8	28.492	22.917	13.865	13.876	23.016	1'42.166	251.7	15:29'25.269
9	28.417	22.931	14.106	13.798	22.802	1'42.054	247.7	15:31'07.323
10	28.774	23.535	13.964	14.062	22.813	1'43.148 C	251.2	15:32'50.471

92 B. LEU (40'39.999)								
Lap	Seg. 1	Seg. 2	Seg. 3	Seg. 4	Seg. 5	Lap Time	km/h	Local Time
1	37.210	23.474	13.743	14.486	22.637	1'51.550	261.5	15:17'28.580

81 A. BERNARDI (1'39.432)								
Lap	Seg. 1	Seg. 2	Seg. 3	Seg. 4	Seg. 5	Lap Time	km/h	Local Time
1	35.437	23.633	14.501	13.833	22.794	1'50.198	250.6	15:17'27.228
2	27.562	22.521	13.638	13.438	22.273	1'39.432	256.5	15:19'06.660
3	1'00.947	27.214	16.441	14.041	23.627	2'22.270	225.0	15:21'28.930
4	27.881	22.859	13.990	13.508	22.403	1'40.641	245.5	15:23'09.571
5	27.642	22.730	13.893	13.569	22.432	1'40.266	245.5	15:24'49.837
6	27.763	22.892	13.889	13.615	22.351	1'40.510	247.1	15:26'30.347
7	27.673	22.955	13.946	13.687	22.418	1'40.679	248.8	15:28'11.026
8	27.707	22.603	13.945	13.714	22.741	1'40.710	246.6	15:29'51.736
9	28.040	22.876	14.072	14.090	35.407	1'54.485 P	244.3	15:31'46.221

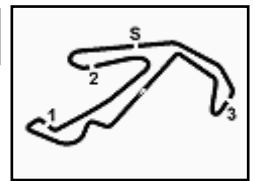
18/06/2017

P = Pits In/Out - C = Lap-Time Cancelled

These data/results cannot be reproduced, stored and/or transmitted in whole or in part by any manner of electronic, mechanical, photocopying, recording, broadcasting or otherwise now known or herein after developed without the previous express consent by the copyright owner, except for reproduction in daily press and regular printed publications on sale to the public within 60 days of the event related to those data/results and always provided that copyright symbol appears together as follows below.

© DORNA WSBK ORGANIZATION Srl 2017



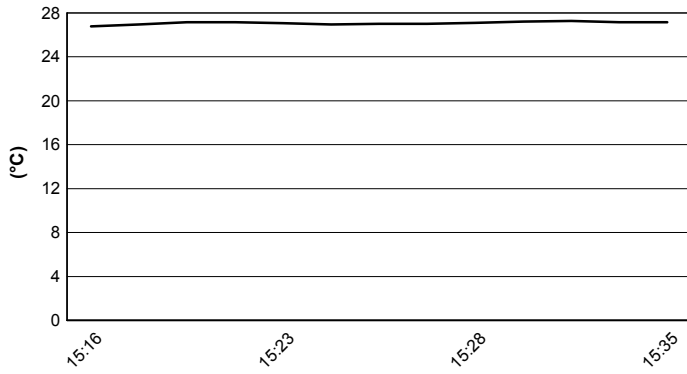


Riviera di Rimini Round, 16-17-18 June 2017
Superstock 1000 - Weather Report Race - Red Flag

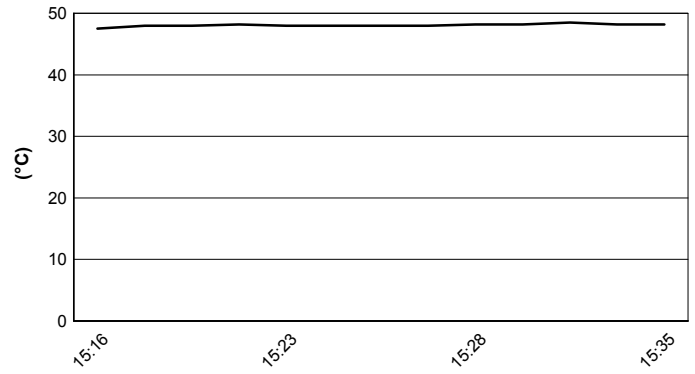
Misano Circuit Sic 58 4.226 m

Session started 15:16 Session ended 15:35


Air Temperature



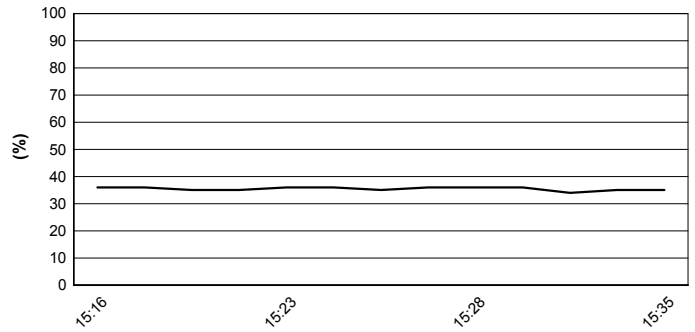
Track Temperature



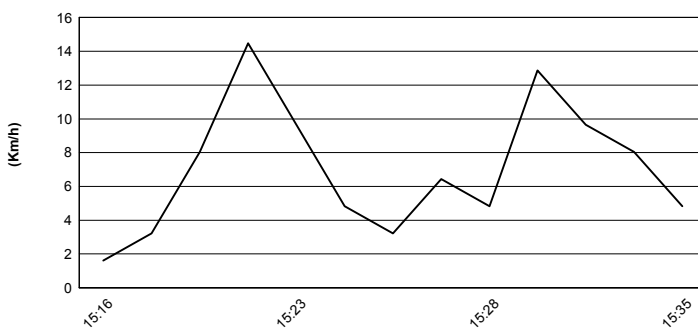
Air Pressure



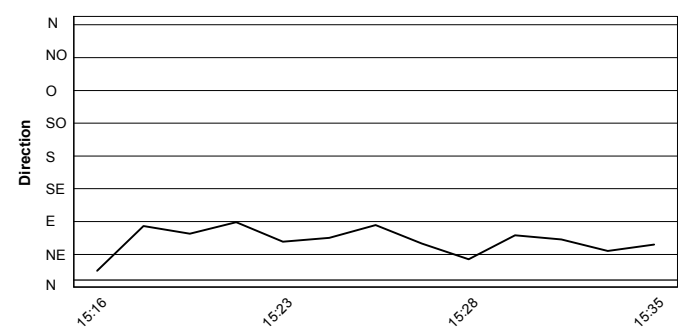
Humidity



Wind Speed



Wind Direction



18/06/2017

These data/results cannot be reproduced, stored and/or transmitted in whole or in part by any manner of electronic, mechanical, photocopying, recording, broadcasting or otherwise now known or herein after developed without the previous express consent by the copyright owner, except for reproduction in daily press and regular printed publications on sale to the public within 60 days of the event related to those data/results and always provided that copyright symbol appears together as follows below.

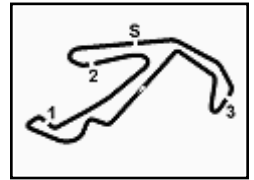
© DORNA WSBK ORGANIZATION Srl 2017



Official Tyre Supplier



Official Timekeeper



Riviera di Rimini Round, 16-17-18 June 2017

Superstock 1000 - Starting Grid - Restart

5 Laps x 4,226 km = 21,130 km

Misano Circuit Sic 58 4.226 m

1	12 RINALDI M. Ducati	23 SANDI F. BMW	5 FACCANI M. BMW
2	54 RAZGATLIOGLU T. Kawasaki	121 ANDREOZZI A. Yamaha	71 SCHEIB M. Aprilia
3	70 VITALI L. Aprilia	11 GUARNONI J. Kawasaki	21 MARINO F. Yamaha
4	57 JONES M. Ducati	14 MANFREDI K. Kawasaki	55 MYKHALCHYK I. Kawasaki
5	59 SCHACHT A. Ducati	31 FERRARI M. BMW	7 FRITZ M. Yamaha
6	90 FINSTERBUSCH T. Kawasaki	41 D'ANNUNZIO F. BMW	6 PUSCEDDU E. BMW
7	68 SCOTT G. Kawasaki	123 SALVADORI L. Yamaha	155 MARCHIONNI F. Yamaha
8	19 PUFFE J. BMW	18 CECCHINI R. Kawasaki	34 PINSACH X. Kawasaki
9	32 MOSER M. Kawasaki	66 UPTON D. Kawasaki	46 CUDEVILLE M. Kawasaki

18/06/2017 Jury President

..... Race Director

These data/results cannot be reproduced, stored and/or transmitted in whole or in part by any manner of electronic, mechanical, photocopying, recording, broadcasting or otherwise now known or herein after developed without the previous express consent by the copyright owner, except for reproduction in daily press and regular printed publications on sale to the public within 60 days of the event related to those data/results and always provided that copyright symbol appears together as follows below.

© DORNA WSBK ORGANIZATION Srl 2017

FIKR PERUGIA TIMING



Official Tyre Supplier



Official Timekeeper