SUPERSTOCK1000 EUROPEAN CHAMPIONSHIP

7.4

STK1000

120/05

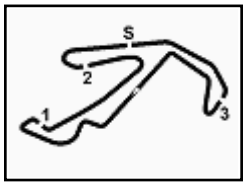

Riviera di Rimini Round, 16-17-18 June 2017

Superstock 1000 - Chronological Analysis Race - Red Flag

Misano Circuit Sic 58 4.226 m

Start at 15:15'37.030

12 M. RINALDI (1'37.366)

Lap	Seg. 1	Seg. 2	Seg. 3	Seg. 4	Seg. 5	Lap Time	km/h	Local Time
1	31.258	22.069	**13.483**	13.277	**21.653**	1'41.740	**259.0**	15:17'18.770
2	**26.814**	22.025	13.535	13.260	21.732	**1'37.366**	**257.1**	15:18'56.136
3	26.932	**21.885**	13.627	13.204	21.822	1'37.470	**255.9**	15:20'33.606
4	26.924	21.912	13.586	**13.198**	21.797	1'37.417	**257.8**	15:22'11.023
5	27.120	21.926	13.622	13.382	21.814	1'37.864	**257.1**	15:23'48.887
6	26.957	22.042	13.593	13.305	21.773	1'37.670	**257.8**	15:25'26.557
7	26.884	22.109	13.595	13.263	21.953	1'37.804	**257.8**	15:27'04.361
8	27.074	22.086	13.568	13.278	22.018	1'38.024	**259.0**	15:28'42.385
9	27.070	22.040	13.663	13.393	21.942	1'38.108	**256.5**	15:30'20.493
10	27.180	22.006	13.679	13.416	21.923	1'38.204 C	**257.1**	15:31'58.697

23 F. SANDI (1'37.270)

Lap	Seg. 1	Seg. 2	Seg. 3	Seg. 4	Seg. 5	Lap Time	km/h	Local Time
1	33.244	22.117	13.596	13.210	21.992	1'44.159	**263.4**	15:17'21.189
2	27.441	22.022	**13.405**	13.084	21.910	1'37.862	**263.4**	15:18'59.051
3	27.510	**21.921**	13.475	**12.964**	21.778	1'37.648	**261.5**	15:20'36.699
4	27.104	21.994	13.419	13.010	**21.743**	**1'37.270**	**260.9**	15:22'13.969
5	**26.929**	22.094	13.431	13.137	21.899	1'37.490	**260.2**	15:23'51.459
6	27.242	21.965	13.454	13.100	22.002	1'37.763	**259.0**	15:25'29.222
7	27.125	22.068	13.508	13.154	22.073	1'37.928	**260.2**	15:27'07.150
8	27.233	22.056	13.449	13.176	22.048	1'37.962	**259.0**	15:28'45.112
9	27.286	22.111	13.519	13.167	22.145	1'38.228	**258.4**	15:30'23.340
10	27.390	22.305	13.520	13.346	22.106	1'38.667 C	**261.5**	15:32'02.007

5 M. FACCANI (1'37.572)

Lap	Seg. 1	Seg. 2	Seg. 3	Seg. 4	Seg. 5	Lap Time	km/h	Local Time
1	32.570	22.291	**13.432**	13.321	21.940	1'43.554	**257.8**	15:17'20.584
2	27.004	22.100	13.596	13.220	**21.777**	1'37.697	**254.7**	15:18'58.281
3	27.008	21.987	13.503	13.182	21.965	1'37.645	**255.3**	15:20'35.926
4	26.998	**21.963**	13.572	**13.102**	21.937	**1'37.572**	**257.1**	15:22'13.498
5	**26.881**	22.069	13.650	13.661	22.085	1'38.346	**256.5**	15:23'51.844
6	27.111	21.998	13.552	13.152	21.912	1'37.725	**260.2**	15:25'29.569
7	27.054	22.143	13.565	13.124	21.932	1'37.818	**260.2**	15:27'07.387
8	27.195	22.223	13.501	13.178	21.976	1'38.073	**260.9**	15:28'45.460
9	27.176	22.191	13.525	13.212	22.005	1'38.109	**260.9**	15:30'23.569
10	27.337	22.008	13.541	13.238	21.964	1'38.088 C	**256.5**	15:32'01.657

54 T. RAZGATLIOGLU (1'37.585)

Lap	Seg. 1	Seg. 2	Seg. 3	Seg. 4	Seg. 5	Lap Time	km/h	Local Time
1	32.892	22.635	**13.407**	13.033	22.001	1'43.968	**263.4**	15:17'20.998
2	27.518	22.004	13.456	12.937	22.053	1'37.968	**259.6**	15:18'58.966
3	27.345	**21.881**	13.460	**12.898**	22.001	**1'37.585**	**259.0**	15:20'36.551
4	27.165	21.984	13.700	13.056	22.121	1'38.026	**263.4**	15:22'14.577
5	27.369	22.081	13.518	12.948	22.012	1'37.928	**260.9**	15:23'52.505
6	**27.081**	22.110	13.546	13.009	22.005	1'37.751	**260.2**	15:25'30.256
7	27.363	22.034	13.576	12.984	**21.895**	1'37.852	**260.2**	15:27'08.108
8	27.195	21.958	13.504	12.985	21.974	1'37.616	**262.1**	15:28'45.724
9	27.368	21.907	13.566	13.278	22.114	1'38.233	**261.5**	15:30'23.957
10	27.277	22.385	13.603	13.147	22.041	1'38.453 C	**259.6**	15:32'02.410

2 R. TAMBURINI (1'37.319)

Lap	Seg. 1	Seg. 2	Seg. 3	Seg. 4	Seg. 5	Lap Time	km/h	Local Time
1	33.630	22.335	13.479	13.270	21.974	1'44.688	**265.4**	15:17'21.718
2	27.652	22.080	13.565	13.387	**21.584**	1'38.268	**264.7**	15:18'59.986
3	27.261	22.104	13.486	13.177	21.758	1'37.786	**258.4**	15:20'37.772
4	**26.836**	22.104	13.443	13.170	21.766	**1'37.319**	**262.1**	15:22'15.091
5	27.017	22.068	13.411	13.208	21.865	1'37.569	**266.0**	15:23'52.660
6	27.112	22.123	**13.387**	13.271	21.807	1'37.700	**266.0**	15:25'30.360
7	27.384	22.913	13.572	13.240	21.903	1'39.012	**258.4**	15:27'09.372
8	27.053	21.975	13.513	**13.144**	21.886	1'37.571	**259.0**	15:28'46.943
9	27.138	**21.944**	13.501	13.238	21.969	1'37.790	**258.4**	15:30'24.733

121 A. ANDREOZZI (1'37.659)

Lap	Seg. 1	Seg. 2	Seg. 3	Seg. 4	Seg. 5	Lap Time	km/h	Local Time
1	34.070	22.552	13.552	13.181	22.160	1'45.515	**261.5**	15:17'22.545
2	27.302	22.449	**13.471**	13.264	21.881	1'38.367	**261.5**	15:19'00.912
3	**27.009**	22.203	13.552	13.190	21.938	1'37.892	**258.4**	15:20'38.804
4	27.292	22.141	13.587	13.077	22.179	1'38.276	**257.8**	15:22'17.080
5	27.242	22.211	13.676	13.172	21.990	1'38.291	**260.9**	15:23'55.371
6	27.228	22.199	13.625	13.169	21.846	1'38.067	**256.5**	15:25'33.438
7	27.087	22.300	13.691	**13.042**	21.841	1'37.961	**255.9**	15:27'11.399
8	27.172	22.123	13.560	13.061	22.016	1'37.932	**257.1**	15:28'49.331
9	27.192	**22.058**	13.566	13.087	**21.756**	**1'37.659**	**257.1**	15:30'26.990
10	28.094	22.298	13.526	13.245	21.759	1'38.922 C	**254.7**	15:32'05.912

71 M. SCHEIB (1'37.963)

Lap	Seg. 1	Seg. 2	Seg. 3	Seg. 4	Seg. 5	Lap Time	km/h	Local Time
1	33.749	22.369	13.563	**13.235**	21.871	1'44.787	**262.1**	15:17'21.817
2	27.493	22.159	**13.473**	13.239	**21.649**	1'38.013	**259.6**	15:18'59.830
3	27.255	**21.992**	13.878	13.305	21.834	1'38.264	**259.0**	15:20'38.094
4	27.176	22.134	13.599	13.403	21.651	**1'37.963**	**257.1**	15:22'16.057
5	27.220	22.207	13.601	13.493	21.859	1'38.380	**256.5**	15:23'54.437
6	27.220	22.101	13.637	13.378	21.802	1'38.138	**255.3**	15:25'32.575
7	27.238	22.174	13.598	13.365	21.817	1'38.192	**255.9**	15:27'10.767
8	**27.150**	22.088	13.602	13.408	21.850	1'38.098	**256.5**	15:28'48.865
9	27.284	22.031	13.630	13.564	21.894	1'38.403	**254.7**	15:30'27.268
10	27.929	22.332	13.594	13.372	21.821	1'39.048 C	**257.1**	15:32'06.316

70 L. VITALI (1'37.959)

Lap	Seg. 1	Seg. 2	Seg. 3	Seg. 4	Seg. 5	Lap Time	km/h	Local Time
1	34.309	22.489	13.531	13.254	22.088	1'45.671	**264.7**	15:17'22.701
2	27.329	22.142	**13.438**	**13.237**	21.836	1'37.982	**260.2**	15:19'00.683
3	**27.110**	22.134	13.513	13.527	22.120	1'38.404	**261.5**	15:20'39.087
4	27.309	22.429	13.476	13.281	**21.814**	1'38.309	**260.9**	15:22'17.396
5	27.130	22.206	13.590	13.375	21.851	1'38.152	**262.1**	15:23'55.548
6	27.233	22.181	13.544	13.302	21.935	1'38.195	**258.4**	15:25'33.743
7	27.166	22.575	13.553	13.307	22.025	1'38.626	**259.0**	15:27'12.369
8	27.117	22.098	13.551	13.261	21.976	1'38.003	**259.6**	15:28'50.372
9	27.143	**22.087**	13.517	13.273	21.939	**1'37.959**	**257.8**	15:30'28.331
10	27.774	22.154	13.652	13.258	22.001	1'38.839 C	**258.4**	15:32'07.170

11 J. GUARNONI (1'38.071)

Lap	Seg. 1	Seg. 2	Seg. 3	Seg. 4	Seg. 5	Lap Time	km/h	Local Time
1	33.872	22.547	13.513	13.326	22.095	1'45.353	**262.1**	15:17'22.383
2	27.236	22.219	**13.435**	13.421	**21.760**	**1'38.071**	**260.9**	15:19'00.454
3	27.150	22.115	13.487	13.684	22.055	1'38.491	**261.5**	15:20'38.945
4	27.740	22.258	13.456	13.405	21.911	1'38.770	**264.1**	15:22'17.715
5	27.213	**22.110**	13.457	13.444	21.924	1'38.148	**263.4**	15:23'55.863
6	27.231	22.268	13.597	13.399	21.991	1'38.486	**260.9**	15:25'34.349
7	27.381	22.341	13.523	13.307	21.889	1'38.441	**260.2**	15:27'12.790
8	**27.116**	22.328	13.508	13.292	22.046	1'38.290	**260.9**	15:28'51.080
9	27.120	22.156	13.530	**13.282**	21.987	1'38.075	**258.4**	15:30'29.155
10	27.701	22.220	13.571	13.285	21.971	1'38.748 C	**259.6**	15:32'07.903

21 F. MARINO (1'37.989)

Lap	Seg. 1	Seg. 2	Seg. 3	Seg. 4	Seg. 5	Lap Time	km/h	Local Time
1	33.478	22.269	**13.467**	13.240	22.062	1'44.516	**264.1**	15:17'21.546
2	27.403	**22.025**	13.492	13.185	**21.884**	**1'37.989**	**261.5**	15:18'59.535
3	27.337	22.212	13.960	13.698	21.929	1'39.136	**259.6**	15:20'38.671
4	**27.221**	22.148	13.583	13.163	22.146	1'38.261	**259.6**	15:22'16.932
5	27.245	22.306	13.598	**13.084**	21.947	1'38.180	**259.6**	15:23'55.112
6	27.291	22.653	13.627	13.364	22.109	1'39.044	**262.8**	15:25'34.156
7	27.385	22.416	13.755	13.495	22.020	1'39.071	**262.1**	15:27'13.227
8	27.316	22.207	13.491	13.167	22.102	1'38.283	**262.8**	15:28'51.510
9	27.335	22.262	13.557	13.241	22.088	1'38.483	**259.0**	15:30'29.993
10	27.682	22.395	13.904	13.375	22.513	1'39.869 C	**257.8**	15:32'09.862

57 M. JONES (1'38.331)

Lap	Seg. 1	Seg. 2	Seg. 3	Seg. 4	Seg. 5	Lap Time	km/h	Local Time
1	32.358	22.605	**13.487**	13.451	22.216	1'44.117	**261.5**	15:17'21.147
2	28.002	23.432	13.517	13.213	22.126	1'40.290	**262.1**	15:19'01.437
3	27.455	22.155	13.562	13.163	22.050	1'38.385	**259.0**	15:20'39.822
4	27.542	22.210	13.520	**13.129**	22.031	1'38.432	**261.5**	15:22'18.254
5	27.404	22.164	13.495	13.356	**22.007**	1'38.426	**260.2**	15:23'56.680
6	**27.234**	**22.128**	13.496	13.418	22.055	**1'38.331**	**261.5**	15:25'35.011
7	27.347	22.268	13.542	13.298	22.110	1'38.565	**262.1**	15:27'13.576
8	27.341	22.236	13.512	13.210	22.100	1'38.399	**262.8**	15:28'51.975
9	27.378	22.221	13.511	13.180	22.102	1'38.392	**259.6**	15:30'30.367
10	28.114	22.296	13.490	13.285	22.066	1'39.251 C	**261.5**	15:32'09.618

14 K. MANFREDI (1'38.360)

Lap	Seg. 1	Seg. 2	Seg. 3	Seg. 4	Seg. 5	Lap Time	km/h	Local Time
1	34.441	22.703	**13.603**	13.287	22.142	1'46.176	**260.9**	15:17'23.206
2	27.492	22.342	13.608	13.218	21.906	1'38.566	**257.1**	15:19'01.772
3	27.448	**22.109**	13.649	13.315	**21.839**	**1'38.360**	**257.1**	15:20'40.132
4	27.550	22.331	13.645	13.202	22.048	1'38.776	**257.8**	15:22'18.908
5	27.402	22.262	13.742	13.178	22.009	1'38.593	**255.9**	15:23'57.501
6	**27.263**	22.327	13.664	13.226	21.977	1'38.457	**255.9**	15:25'35.958
7	27.503	22.357	13.725	13.172	22.031	1'38.788	**256.5**	15:27'14.746
8	27.376	22.337	13.695	**13.163**	22.158	1'38.729	**256.5**	15:28'53.475
9	27.494	22.354	13.728	13.303	22.428	1'39.307	**255.9**	15:30'32.782
10	28.364	22.440	13.725	13.217	22.181	1'39.927 C	**255.3**	15:32'12.709

18/06/2017 **P = Pits In/Out - C = Lap-Time Cancelled**

These data/results cannot be reproduced, stored and/or transmitted in whole or in part by any manner of electronic, mechanical, photocopying, recording, broadcasting or otherwise now known or herein after developed without the previous express consent by the copyright owner, except for reproduction in daily press and regular printed publications on sale to the public within 60 days of the event related to those data/results and always provided that copyright symbol appears together as follows below.
© DORNA WSBK ORGANIZATION Srl 2017

PIRELLI
Official Tyre Supplier
TISSOT
SWISS WATCHES SINCE 1853
Official Timekeeper

SUPERSTOCK1000 EUROPEAN CHAMPIONSHIP

7.4

STK1000

120/05

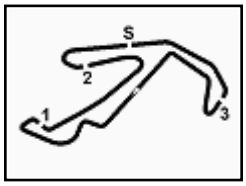

Riviera di Rimini Round, 16-17-18 June 2017

Superstock 1000 - Chronological Analysis Race - Red Flag

Misano Circuit Sic 58 4.226 m

Start at 15:15'37.030

55 I. MYKHALCHYK (1'38.350)

Lap	Seg. 1	Seg. 2	Seg. 3	Seg. 4	Seg. 5	Lap Time	km/h	Local Time
1	35.655	23.211	13.535	13.515	22.036	1'47.952	262.1	15:17'24.982
2	27.977	22.410	13.560	13.272	22.084	1'39.303	257.8	15:19'04.285
3	27.621	22.405	13.500	13.372	21.992	1'38.890	260.9	15:20'43.175
4	27.718	22.441	13.583	13.334	22.100	1'39.176	259.0	15:22'22.351
5	27.109	22.538	13.681	13.475	22.164	1'38.967	253.5	15:24'01.318
6	27.137	22.256	13.721	13.296	22.077	1'38.487	254.1	15:25'39.805
7	27.073	22.430	13.656	13.236	21.955	1'38.350	254.1	15:27'18.155
8	27.137	22.460	13.696	13.417	22.326	1'39.036	255.3	15:28'57.191
9	27.041	22.249	13.635	13.263	22.196	1'38.384	253.5	15:30'35.575
10	27.400	22.390	13.733	13.266	22.159	1'38.948 C	254.1	15:32'14.523

41 F. D'ANNUNZIO (1'38.783)

Lap	Seg. 1	Seg. 2	Seg. 3	Seg. 4	Seg. 5	Lap Time	km/h	Local Time
1	35.310	23.257	13.654	13.629	22.557	1'48.407	262.1	15:17'25.437
2	28.048	23.160	13.486	13.524	22.070	1'40.288	251.7	15:19'05.725
3	27.443	22.609	14.615	13.622	22.197	1'40.486	249.4	15:20'46.211
4	27.177	22.106	13.582	13.550	22.368	1'38.783	262.1	15:22'24.994
5	27.695	22.321	13.643	13.590	22.438	1'39.687	260.2	15:24'04.681
6	27.630	22.454	14.014	13.614	22.357	1'40.069	257.8	15:25'44.750
7	27.904	22.264	13.581	13.248	22.165	1'39.162	257.1	15:27'23.912
8	27.528	22.187	13.883	13.684	22.149	1'39.431	261.5	15:29'03.343
9	27.574	22.379	13.658	14.107	22.295	1'40.013	250.0	15:30'43.356
10	28.041	22.284	13.651	13.409	22.174	1'39.559 C	258.4	15:32'22.915

59 A. SCHACHT (1'38.375)

Lap	Seg. 1	Seg. 2	Seg. 3	Seg. 4	Seg. 5	Lap Time	km/h	Local Time
1	34.971	23.229	13.748	13.411	22.396	1'47.755	258.4	15:17'24.785
2	27.573	22.544	13.600	13.329	22.117	1'39.163	254.1	15:19'03.948
3	27.758	22.332	13.564	13.398	22.040	1'39.092	255.9	15:20'43.040
4	28.188	22.455	13.629	13.332	21.921	1'39.525	257.8	15:22'22.565
5	27.488	22.404	13.620	13.429	22.022	1'38.963	254.7	15:24'01.528
6	27.347	22.396	13.588	13.219	22.071	1'38.621	254.7	15:25'40.149
7	27.293	22.364	13.599	13.260	21.859	1'38.375	254.7	15:27'18.524
8	27.400	22.358	13.649	13.293	22.127	1'38.827	255.9	15:28'57.351
9	27.634	22.336	13.624	13.227	21.979	1'38.800	254.1	15:30'36.151
10	27.661	22.571	13.628	13.425	22.093	1'39.378 C	253.5	15:32'15.529

6 E. PUSCEDDU (1'39.228)

Lap	Seg. 1	Seg. 2	Seg. 3	Seg. 4	Seg. 5	Lap Time	km/h	Local Time
1	36.221	23.140	14.116	13.581	22.223	1'49.281	252.9	15:17'26.311
2	27.508	22.598	13.623	13.412	22.087	1'39.228	252.9	15:19'05.539
3	27.301	22.878	14.481	13.670	22.601	1'40.931	248.8	15:20'46.470
4	27.627	22.586	13.810	13.525	22.553	1'40.101	251.7	15:22'26.571
5	27.409	22.489	13.791	13.455	22.329	1'39.473	251.2	15:24'06.044
6	27.411	22.512	13.711	13.433	22.162	1'39.229	251.7	15:25'45.273
7	27.576	22.570	13.759	13.366	22.248	1'39.519	251.7	15:27'24.792
8	27.378	22.492	13.733	13.458	22.316	1'39.377	252.9	15:29'04.169
9	27.389	22.451	13.696	13.643	22.347	1'39.526	251.2	15:30'43.695
10	27.981	22.524	13.791	13.406	22.378	1'40.080 C	250.0	15:32'23.775

31 M. FERRARI (1'38.262)

Lap	Seg. 1	Seg. 2	Seg. 3	Seg. 4	Seg. 5	Lap Time	km/h	Local Time
1	34.722	23.736	13.602	13.418	22.322	1'47.800	262.1	15:17'24.830
2	27.805	22.547	13.621	13.172	22.072	1'39.217	259.0	15:19'04.047
3	27.304	22.293	13.731	13.428	21.935	1'38.691	257.1	15:20'42.738
4	28.276	22.641	13.739	13.361	22.173	1'40.190	264.1	15:22'22.928
5	27.495	22.505	13.747	13.163	22.144	1'39.054	257.1	15:24'01.982
6	27.199	22.326	13.579	13.092	22.066	1'38.262	261.5	15:25'40.244
7	27.494	22.391	13.588	13.102	22.082	1'38.657	264.7	15:27'18.901
8	27.260	22.381	13.591	13.193	22.202	1'38.627	264.7	15:28'57.528
9	27.636	22.318	13.539	13.291	22.150	1'38.934	266.0	15:30'36.462
10	28.756	22.545	13.715	13.027	22.156	1'40.199 C	259.0	15:32'16.661

68 G. SCOTT (1'39.383)

Lap	Seg. 1	Seg. 2	Seg. 3	Seg. 4	Seg. 5	Lap Time	km/h	Local Time
1	36.208	23.695	13.953	14.313	22.586	1'50.755	257.8	15:17'27.785
2	28.165	22.665	13.582	13.455	22.363	1'40.230	257.8	15:19'08.015
3	27.783	22.553	13.525	13.441	22.365	1'39.667	259.0	15:20'47.682
4	28.480	22.578	13.681	13.218	22.358	1'40.315	252.9	15:22'27.997
5	27.758	22.429	13.574	13.399	22.286	1'39.446	257.1	15:24'07.443
6	27.800	22.528	13.644	13.390	22.299	1'39.661	258.4	15:25'47.104
7	27.893	22.442	13.465	13.345	22.543	1'39.688	252.3	15:27'26.792
8	27.783	22.558	13.698	13.215	22.129	1'39.383	255.3	15:29'06.175
9	28.054	22.368	13.593	13.489	22.216	1'39.720	252.9	15:30'45.895
10	27.859	22.368	13.593	13.244	22.166	1'39.230 C	253.5	15:32'25.125

7 M. FRITZ (1'38.838)

Lap	Seg. 1	Seg. 2	Seg. 3	Seg. 4	Seg. 5	Lap Time	km/h	Local Time
1	36.039	23.486	13.833	13.210	22.353	1'48.921	257.8	15:17'25.951
2	27.645	22.548	13.519	13.215	22.233	1'39.160	259.6	15:19'05.111
3	27.375	22.677	13.759	13.414	22.158	1'39.383	255.9	15:20'44.494
4	27.277	22.496	13.633	13.209	22.223	1'38.838	259.0	15:22'23.332
5	27.377	22.491	13.675	13.538	22.220	1'39.301	257.1	15:24'02.633
6	27.338	22.573	13.597	13.268	22.219	1'38.995	255.9	15:25'41.628
7	27.204	22.540	13.602	13.196	22.328	1'38.870	255.9	15:27'20.498
8	27.191	22.508	13.610	13.414	22.149	1'38.872	255.3	15:28'59.370
9	27.148	22.422	13.678	13.285	22.497	1'39.030	255.9	15:30'38.400
10	27.867	22.683	13.831	13.219	22.262	1'39.862 C	255.9	15:32'18.262

123 L. SALVADORI (1'39.096)

Lap	Seg. 1	Seg. 2	Seg. 3	Seg. 4	Seg. 5	Lap Time	km/h	Local Time
1	35.127	22.840	13.673	13.494	22.526	1'47.660	255.3	15:17'24.690
2	28.561	22.446	13.647	13.275	22.234	1'40.163	254.7	15:19'04.853
3	27.503	22.633	14.045	13.681	22.262	1'40.124	253.5	15:20'44.977
4	27.404	22.489	13.698	13.217	22.288	1'39.096	254.1	15:22'24.073
5	27.374	22.793	13.932	13.643	22.413	1'40.155	254.1	15:24'04.228
6	27.640	22.775	14.082	13.495	22.379	1'40.371	252.3	15:25'44.599
7	27.791	22.813	14.032	13.623	22.508	1'40.767	252.9	15:27'25.366
8	27.764	22.759	13.813	13.526	22.466	1'40.328	250.6	15:29'05.694
9	27.811	22.884	14.002	13.588	22.668	1'40.953	251.7	15:30'46.647
10	28.462	22.930	13.937	13.484	22.533	1'41.346 C	247.1	15:32'27.993

51 E. VIONNET (1'38.962)

Lap	Seg. 1	Seg. 2	Seg. 3	Seg. 4	Seg. 5	Lap Time	km/h	Local Time
1	36.552	23.033	14.002	13.878	22.607	1'50.072	254.1	15:17'27.102
2	27.480	22.368	13.535	13.435	22.144	1'38.962	262.1	15:19'06.064
3	27.549	22.235	13.708	13.561	22.304	1'39.357	258.4	15:20'45.421
4	27.454	22.195	13.638	13.520	22.204	1'39.011	260.9	15:22'24.432
5	27.454	22.419	13.650	13.488	22.437	1'39.448	259.0	15:24'03.880
6	27.493	22.299	13.720	13.573	22.573	1'39.658	260.2	15:25'43.538
7	27.540	22.509	13.743	13.548	22.282	1'39.622	256.5	15:27'23.160
8	27.566	22.340	13.723	13.682	22.192	1'39.503	257.8	15:29'02.663
9	27.606	22.319	13.805	13.570	22.335	1'39.635	255.3	15:30'42.298
10	27.882	22.423	13.845	13.652	22.288	1'40.090 C	255.9	15:32'22.388

155 F. MARCHIONNI (1'38.899)

Lap	Seg. 1	Seg. 2	Seg. 3	Seg. 4	Seg. 5	Lap Time	km/h	Local Time
1	39.040	22.906	13.621	14.056	22.602	1'52.225	259.0	15:17'29.255
2	27.728	22.691	13.750	13.237	22.176	1'39.582	257.8	15:19'08.837
3	27.652	22.452	13.665	13.507	22.431	1'39.707	259.0	15:20'48.544
4	27.937	22.611	13.945	13.518	22.608	1'40.619	257.8	15:22'29.163
5	27.651	22.558	13.608	13.095	21.987	1'38.899	255.3	15:24'08.062
6	27.317	22.462	13.691	13.374	22.346	1'39.190	258.4	15:25'47.252
7	27.940	22.451	13.618	13.248	22.525	1'39.782	258.4	15:27'27.034
8	27.734	22.568	13.753	13.201	22.240	1'39.496	254.1	15:29'06.530
9	27.911	22.392	13.731	13.547	22.605	1'40.186	254.1	15:30'46.716
10	27.942	22.798	14.027	13.451	22.343	1'40.561 C	249.4	15:32'27.277

90 T. FINSTERBUSCH (1'39.160)

Lap	Seg. 1	Seg. 2	Seg. 3	Seg. 4	Seg. 5	Lap Time	km/h	Local Time
1	35.879	23.649	14.028	13.625	22.578	1'49.759	252.3	15:17'26.789
2	27.566	22.530	13.885	13.369	22.240	1'39.590	258.4	15:19'06.379
3	27.544	22.391	13.662	13.380	22.199	1'39.176	257.1	15:20'45.555
4	27.501	22.253	13.648	13.492	22.266	1'39.160	260.2	15:22'24.715
5	27.748	22.401	13.758	13.326	22.472	1'39.705	256.5	15:24'04.420
6	27.621	22.451	13.903	13.414	22.185	1'39.574	254.7	15:25'43.994
7	27.643	22.492	13.761	13.312	22.247	1'39.455	254.7	15:27'23.449
8	27.709	22.583	13.735	13.476	22.211	1'39.714	254.7	15:29'03.163
9	27.507	22.507	13.708	13.398	22.243	1'39.363	253.5	15:30'42.526
10	28.091	22.542	13.757	13.493	22.309	1'40.192 C	254.7	15:32'22.718

19 J. PUFFE (1'39.502)

Lap	Seg. 1	Seg. 2	Seg. 3	Seg. 4	Seg. 5	Lap Time	km/h	Local Time
1	35.863	23.364	14.439	14.027	22.687	1'50.380	252.3	15:17'27.410
2	27.841	22.431	13.621	13.296	22.313	1'39.502	263.4	15:19'06.912
3	27.947	22.590	13.670	13.589	22.464	1'40.260	257.8	15:20'47.172
4	27.870	22.414	13.727	13.296	22.533	1'39.840	261.5	15:22'27.012
5	27.628	22.527	13.763	13.355	22.630	1'39.903	256.5	15:24'06.915
6	27.720	22.632	13.738	13.248	22.598	1'39.936	259.6	15:25'46.851
7	27.589	22.669	13.677	13.336	22.524	1'39.795	259.6	15:27'26.646
8	27.557	22.737	14.357	13.706	22.655	1'41.012	259.6	15:29'07.658
9	27.610	22.494	13.766	13.472	22.473	1'39.815	257.8	15:30'47.473
10	28.171	22.756	13.802	13.697	22.612	1'41.038 C	259.0	15:32'28.511

18/06/2017 **P = Pits In/Out - C = Lap-Time Cancelled**

These data/results cannot be reproduced, stored and/or transmitted in whole or in part by any manner of electronic, mechanical, photocopying, recording, broadcasting or otherwise now known or herein after developed without the previous express consent by the copyright owner, except for reproduction in daily press and regular printed publications on sale to the public within 60 days of the event related to those data/results and always provided that copyright symbol appears together as follows below.
© DORNA WSBK ORGANIZATION Srl 2017

PIRELLI
Official Tyre Supplier

TISSOT
SWISS WATCHES SINCE 1853
Official Timekeeper

SUPERSTOCK1000 EUROPEAN CHAMPIONSHIP

7.4

STK1000

120/05

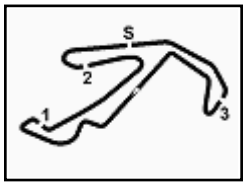

Riviera di Rimini Round, 16-17-18 June 2017

Superstock 1000 - Chronological Analysis Race - Red Flag

Misano Circuit Sic 58 4.226 m

Start at 15:15'37.030

18 R. CECCHINI (1'39.811)

Lap	Seg. 1	Seg. 2	Seg. 3	Seg. 4	Seg. 5	Lap Time	km/h	Local Time
1	36.370	23.353	13.972	14.167	22.765	1'50.627	251.2	15:17'27.657
2	27.872	22.599	13.755	13.383	22.355	1'39.964	254.1	15:19'07.621
3	27.776	22.597	13.706	13.431	22.301	1'39.811	254.7	15:20'47.432
4	27.742	22.617	13.722	13.381	22.385	1'39.847	256.5	15:22'27.279
5	27.488	22.581	13.703	13.541	22.535	1'39.848	256.5	15:24'07.127
6	27.807	22.568	13.728	13.359	22.421	1'39.883	255.9	15:25'47.010
7	27.697	22.563	13.864	13.281	22.922	1'40.327	255.9	15:27'27.337
8	27.603	22.810	13.816	13.618	22.680	1'40.527	254.7	15:29'07.864
9	27.640	22.654	13.706	13.496	22.521	1'40.017	253.5	15:30'47.881
10	31.413	23.031	13.828	13.591	22.420	1'44.283 C	252.9	15:32'32.164

34 X. PINSACH (1'39.984)

Lap	Seg. 1	Seg. 2	Seg. 3	Seg. 4	Seg. 5	Lap Time	km/h	Local Time
1	36.602	23.554	13.918	14.321	22.629	1'51.024	259.0	15:17'28.054
2	28.095	22.651	13.665	13.560	22.303	1'40.274	260.9	15:19'08.328
3	27.844	22.498	13.650	13.567	22.425	1'39.984	259.0	15:20'48.312
4	27.618	22.595	13.993	13.761	22.400	1'40.367	259.6	15:22'28.679
5	27.731	22.658	13.719	13.733	22.314	1'40.155	257.1	15:24'08.834
6	27.603	22.612	13.795	13.871	22.456	1'40.337	250.0	15:25'49.171
7	27.740	22.664	13.828	13.703	22.396	1'40.331	255.3	15:27'29.502
8	27.657	22.757	13.872	13.760	22.472	1'40.518	255.9	15:29'10.020
9	27.912	22.638	13.900	13.704	22.495	1'40.649	253.5	15:30'50.669
10	28.172	22.771	13.884	13.954	22.430	1'41.211 C	253.5	15:32'31.880

32 M. MOSER (1'41.398)

Lap	Seg. 1	Seg. 2	Seg. 3	Seg. 4	Seg. 5	Lap Time	km/h	Local Time
1	38.066	23.829	13.878	14.368	22.801	1'52.942	253.5	15:17'29.972
2	28.340	23.086	13.744	13.950	23.028	1'42.148	255.3	15:19'12.120
3	28.660	22.660	13.709	13.871	22.839	1'41.739	252.9	15:20'53.859
4	28.295	23.223	13.758	13.728	22.952	1'41.956	252.9	15:22'35.815
5	28.393	23.325	13.915	13.872	22.869	1'42.374	252.9	15:24'18.189
6	28.524	23.077	13.857	14.000	22.880	1'42.338	253.5	15:26'00.527
7	28.267	22.891	13.835	13.821	22.612	1'41.426	252.3	15:27'41.953
8	28.279	22.833	14.021	13.656	22.614	1'41.403	249.4	15:29'23.356
9	27.791	22.833	14.058	13.683	23.033	1'41.398	245.5	15:31'04.754
10	28.338	23.123	14.020	13.814	22.696	1'41.991 C	248.3	15:32'46.745

66 D. UPTON (1'41.578)

Lap	Seg. 1	Seg. 2	Seg. 3	Seg. 4	Seg. 5	Lap Time	km/h	Local Time
1	38.208	23.589	13.666	14.018	22.779	1'52.260	257.1	15:17'29.290
2	28.433	23.090	13.826	13.861	23.003	1'42.213	252.9	15:19'11.503
3	28.091	23.075	13.955	13.860	22.597	1'41.578	250.0	15:20'53.081
4	28.167	23.114	13.953	14.010	22.798	1'42.042	251.2	15:22'35.123
5	28.249	23.344	14.017	14.015	22.826	1'42.451	248.3	15:24'17.574
6	28.283	23.266	13.980	13.976	22.864	1'42.369	249.4	15:25'59.943
7	28.275	23.144	13.852	13.909	22.622	1'41.802	250.6	15:27'41.745
8	28.794	22.950	13.864	13.809	22.687	1'42.104	253.5	15:29'23.849
9	28.361	23.029	14.002	14.025	22.835	1'42.252	247.7	15:31'06.101
10	29.661	23.340	14.042	14.020	22.729	1'43.792 C	248.8	15:32'49.893

46 M. CUDEVILLE (1'41.747)

Lap	Seg. 1	Seg. 2	Seg. 3	Seg. 4	Seg. 5	Lap Time	km/h	Local Time
1	36.896	24.218	13.966	14.433	23.192	1'52.705	254.7	15:17'29.735
2	28.308	23.001	13.847	13.943	23.158	1'42.257	254.1	15:19'11.992
3	28.254	22.815	13.889	13.927	22.862	1'41.747	251.2	15:20'53.739
4	28.143	22.894	13.769	14.083	22.983	1'41.872	253.5	15:22'35.611
5	28.517	23.144	13.846	13.988	22.785	1'42.280	252.3	15:24'17.891
6	28.462	22.977	14.005	14.141	22.859	1'42.444	253.5	15:26'00.335
7	28.804	23.195	13.951	14.016	22.802	1'42.768	251.7	15:27'43.103
8	28.492	22.917	13.865	13.876	23.016	1'42.166	251.7	15:29'25.269
9	28.417	22.931	14.106	13.798	22.802	1'42.054	247.7	15:31'07.323
10	28.774	23.535	13.964	14.062	22.813	1'43.148 C	251.2	15:32'50.471

81 A. BERNARDI (1'39.432)

Lap	Seg. 1	Seg. 2	Seg. 3	Seg. 4	Seg. 5	Lap Time	km/h	Local Time
1	35.437	23.633	14.501	13.833	22.794	1'50.198	250.6	15:17'27.228
2	27.562	22.521	13.638	13.438	22.273	1'39.432	256.5	15:19'06.660
3	1'00.947	27.214	16.441	14.041	23.627	2'22.270	225.0	15:21'28.930
4	27.881	22.859	13.990	13.508	22.403	1'40.641	245.5	15:23'09.571
5	27.642	22.730	13.893	13.569	22.432	1'40.266	245.5	15:24'49.837
6	27.763	22.892	13.889	13.615	22.351	1'40.510	247.1	15:26'30.347
7	27.673	22.955	13.946	13.687	22.418	1'40.679	248.8	15:28'11.026
8	27.707	22.603	13.945	13.714	22.741	1'40.710	246.6	15:29'51.736
9	28.040	22.876	14.072	14.090	35.407	1'54.485 P	244.3	15:31'46.221

77 W. TESSELS (1'39.859)

Lap	Seg. 1	Seg. 2	Seg. 3	Seg. 4	Seg. 5	Lap Time	km/h	Local Time
1	37.021	23.898	13.782	13.981	22.691	1'51.373 P	257.1	15:17'28.403
2	28.154	22.793	13.742	14.007	22.500	1'41.196	254.7	15:19'09.599
3	27.545	22.629	13.868	13.521	22.296	1'39.859	250.6	15:20'49.458
4	27.806	22.622	13.842	13.496	22.418	1'40.184	255.3	15:22'29.642
5	27.877	22.661	13.821	13.584	22.198	1'40.141	251.7	15:24'09.783
6	27.703	22.585	13.959	13.876	22.491	1'40.614	246.6	15:25'50.397
7	27.588	23.131	13.993	14.138	22.658	1'41.508	248.8	15:27'31.905

74 K. CALIA (1'38.853)

Lap	Seg. 1	Seg. 2	Seg. 3	Seg. 4	Seg. 5	Lap Time	km/h	Local Time
1	34.680	22.929	13.591	13.494	22.142	1'46.836	262.8	15:17'23.866
2	27.600	22.380	13.592	13.337	21.944	1'38.853	259.0	15:19'02.719
3	27.578	22.293	13.629	13.705	22.322	1'39.527	257.8	15:20'42.246
4	27.715	22.676	13.830	13.598	22.234	1'40.053	255.3	15:22'22.299
5	28.002	22.543	13.928	13.499	23.002	1'40.974	254.7	15:24'03.273
6	27.690	22.427	13.802	13.570	22.045	1'39.534	254.1	15:25'42.807

16 G. RUIU (1'39.857)

Lap	Seg. 1	Seg. 2	Seg. 3	Seg. 4	Seg. 5	Lap Time	km/h	Local Time
1	36.786	23.574	13.873	14.332	22.560	1'51.125	263.4	15:17'28.155
2	28.193	22.701	13.641	13.655	22.176	1'40.366	260.2	15:19'08.521
3	27.847	22.503	13.575	13.585	22.347	1'39.857	261.5	15:20'48.378
4	27.969	22.684	13.968	13.508	22.432	1'40.561	257.1	15:22'28.939
5	28.310	22.496	13.704	13.407	22.197	1'40.114	255.3	15:24'09.053

3 S. SUCHET (40'39.999)

Lap	Seg. 1	Seg. 2	Seg. 3	Seg. 4	Seg. 5	Lap Time	km/h	Local Time
1	34.194	22.579	13.578	13.443	22.088	1'45.882	266.7	15:17'22.912

92 B. LEU (40'39.999)

Lap	Seg. 1	Seg. 2	Seg. 3	Seg. 4	Seg. 5	Lap Time	km/h	Local Time
1	37.210	23.474	13.743	14.486	22.637	1'51.550	261.5	15:17'28.580

18/06/2017 **P = Pits In/Out - C = Lap-Time Cancelled**

These data/results cannot be reproduced, stored and/or transmitted in whole or in part by any manner of electronic, mechanical, photocopying, recording, broadcasting or otherwise now known or herein after developed without the previous express consent by the copyright owner, except for reproduction in daily press and regular printed publications on sale to the public within 60 days of the event related to those data/results and always provided that copyright symbol appears together as follows below.
© DORNA WSBK ORGANIZATION Srl 2017

PIRELLI
Official Tyre Supplier
TISSOT
SWISS WATCHES SINCE 1853
Official Timekeeper