

### Riviera di Rimini Round, 16-17-18 June 2017

#### Superstock 1000 - Biographical Entry List

Misano Circuit Sic 58 4.226 m

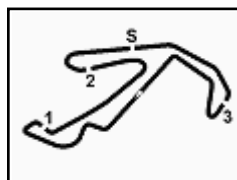
No.	Rider (Abbreviation)			Nat	Bike Team	Wins 2017	Podiums 2017	Pole 2017	Races 2017	Tyres
	Age	Date of Birth	Place of Birth							
1	2	<b>TAMBURINI Roberto</b> (Tam)	ITA	<b>Yamaha YZF R1</b> PATA Yamaha Official STK 1000 Team	3	8	5	20	Pirelli	
		26 15/01/1991 Rimini				2		4		
2	3	<b>SUCHET Sebastien</b> (Suc)	SUI	<b>BMW S 1000 RR</b> Berclaz Racing Team				36	Pirelli	
		26 12/11/1990 Sensales						4		
3	5	<b>FACCANI Marco</b> (Fac)	ITA	<b>BMW S 1000 RR</b> Althea BMW Racing Team		1	1	12	Pirelli	
		22 30/07/1994 Ravenna						4		
4	6	<b>PUSCEDDU Emanuele</b> (Pus)	ITA	<b>BMW S 1000 RR</b> D.K.Racing				9	Pirelli	
		21 17/05/1996 Rome						4		
5	7	<b>FRITZ Marvin</b> (Fri)	GER	<b>Yamaha YZF R1</b> Bayer-Bikerbox Yamahaichi				2	Pirelli	
		24 20/04/1993 Mosbach						2		
6	11	<b>GUARNONI Jeremy</b> (Gua)	FRA	<b>Kawasaki ZX-10RR</b> Pedercini Racing Kawasaki	4	12	3	49	Pirelli	
		24 28/02/1993 Toulouse						4		
7	12	<b>RINALDI Michael Ruben</b> (Rin)	ITA	<b>Ducati Panigale R</b> Aruba.it Racing - Junior Team	2	5	3	12	Pirelli	
		21 21/12/1995 Rimini			2	3	3	4		
8	13	<b>SANCHIONI Federico</b> (Sac)	ITA	<b>BMW S 1000 RR</b> Clasitaly				20	Pirelli	
		20 11/02/1997 Senigallia						4		
9	14	<b>MANFREDI Kevin</b> (Man)	ITA	<b>Kawasaki ZX-10RR</b> DDM by BWG_Bike & Motor RT_Grimaldi				4	Pirelli	
		22 03/01/1995 Sarzana						4		
10	16	<b>RUIU Gabriele</b> (Rui)	ITA	<b>Suzuki GSX-R1000</b> Phoenix Suzuki Racing					Pirelli	
		17 16/04/2000 Ruiu								
11	18	<b>CECCHINI Riccardo</b> (Cec)	ITA	<b>Kawasaki ZX-10RR</b> DDM by BWG_Bike & Motor RT_Grimaldi				15	Pirelli	
		23 02/11/1993 Urbino						4		
12	19	<b>PUFFE Julian</b> (Puf)	GER	<b>BMW S 1000 RR</b> Althea MF84				12	Pirelli	
		21 01/12/1995 Schleiz						4		
13	21	<b>MARINO Florian</b> (Mar)	FRA	<b>Yamaha YZF R1</b> PATA Yamaha Official STK 1000 Team		3	2	9	Pirelli	
		24 03/06/1993 Cannes				3	1	4		
14*	22	<b>FUGARDI Stefano</b> (Fug)	ITA	<b>Yamaha YZF R1</b> FM Moto Racing					Pirelli	
		22 10/10/1994 Rome								
15	23	<b>SANDI Federico</b> (San)	ITA	<b>BMW S 1000 RR</b> Berclaz Racing Team				22	Pirelli	
		27 12/08/1989 Voghera						4		
16	31	<b>FERRARI Matteo</b> (Fer)	ITA	<b>BMW S 1000 RR</b> 2R Road Racing				3	Pirelli	
		20 12/02/1997 Cesena						1		
17	32	<b>MOSER Marc</b> (Mos)	GER	<b>Kawasaki ZX-10RR</b> TripleM Racing				34	Pirelli	
		23 25/08/1993 Frankfurt Main						4		
18	34	<b>PINSACH Xavier</b> (Pin)	ESP	<b>Kawasaki ZX-10RR</b> ETG Racing				2	Pirelli	
		21 29/05/1996 Porqueres - Girona						2		
19	41	<b>D'ANNUNZIO Federico</b> (DAn)	ITA	<b>BMW S 1000 RR</b> FDA Racing Team				20	Pirelli	
		25 04/03/1992 Pescara						3		
20	46	<b>CUDEVILLE Maxime</b> (Cud)	FRA	<b>Kawasaki ZX-10RR</b> Leader Team Flembbo				4	Pirelli	
		26 08/06/1991 Colombes						4		
21	51	<b>VIONNET Eric</b> (Vio)	SUI	<b>BMW S 1000 RR</b> Motors Vionnet				16	Pirelli	
		22 24/06/1994 Lausanne						1		
22	54	<b>RAZGATLIOGLU Toprak</b> (Raz)	TUR	<b>Kawasaki ZX-10RR</b> Kawasaki Puccetti Racing	2	5		10	Pirelli	
		20 16/10/1996 Sakarya			2	3		4		
23	55	<b>MYKHALCHYK Illia</b> (Myk)	UKR	<b>Kawasaki ZX-10RR</b> TripleM Racing				4	Pirelli	
		20 17/08/1996 Kyiv						4		
24	57	<b>JONES Mike</b> (Jon)	AUS	<b>Ducati Panigale R</b> Aruba.it Racing - Junior Team				4	Pirelli	
		23 25/02/1994 Brisbane						4		
25	59	<b>SCHACHT Alex</b> (Sct)	DEN	<b>Ducati Panigale R</b> EAB Schacht Racing Team				9	Pirelli	
		23 24/09/1993 Copenhagen						4		
26	66	<b>UPTON Daryn</b> (Upt)	RSA	<b>Kawasaki ZX-10RR</b> DDM by BWG_Bike & Motor RT_Grimaldi					Pirelli	
		28 01/08/1988 Johannesburg								
27	68	<b>SCOTT Glenn</b> (Sco)	AUS	<b>Kawasaki ZX-10RR</b> Agro On-Benjan-Kawasaki				4	Pirelli	
		25 19/09/1991 Sydney						4		
28	70	<b>VITALI Luca</b> (Vit)	ITA	<b>Aprilia RSV4 RF</b> Nuova M2 Racing				11	Pirelli	
		25 30/03/1992 Rimini						4		
29	71	<b>SCHIB Maximilian</b> (Sch)	CHI	<b>Aprilia RSV4 RF</b> Nuova M2 Racing	1	2		6	Pirelli	
		21 24/07/1995 Santiago del Chile				1		4		
30	74	<b>CALIA Kevin</b> (Cal)	ITA	<b>Suzuki GSX-R1000</b> Phoenix Suzuki Racing			3	24	Pirelli	
		22 09/09/1994 Castel San Pietro						4		
31	77	<b>TESSELS Wayne</b> (Tes)	NED	<b>Kawasaki ZX-10RR</b> Agro On-Benjan-Kawasaki				19	Pirelli	
		23 21/04/1994 Nieuweigen						3		
32	81	<b>BERNARDI Alex</b> (Ber)	ITA	<b>Yamaha YZF R1</b> TheBlackSheepTeam				5	Pirelli	
		20 02/12/1996 Cattolica						4		
33	90	<b>FINSTERBUSCH Toni</b> (Fin)	GER	<b>Kawasaki ZX-10RR</b> Agro On-Benjan-Kawasaki				9	Pirelli	
		24 14/06/1993 Leipzig						3		
34	92	<b>LEU Bryan</b> (Leu)	SUI	<b>Yamaha YZF R1</b> Team Trasimeno				10	Pirelli	
		24 19/10/1992 Witterswil						4		
35*	121	<b>ANDREOZZI Alessandro</b> (And)	ITA	<b>Yamaha YZF R1</b> Speed Action by Andreozzi R.C.				17	Pirelli	
		26 02/06/1991 Macerata								
36	123	<b>SALVADORI Luca</b> (Sal)	ITA	<b>Yamaha YZF R1</b> Tucci Racing Team				11	Pirelli	
		25 02/03/1992 Milano								
37*	155	<b>MARCHIONNI Fabio</b> (Mar)	ITA	<b>Yamaha YZF R1</b> Speed Action by Andreozzi R.C.				4	Pirelli	
		27 17/08/1989 San Benedetto del Tronto								

16/06/2017 \* = Wild Card

These data/results cannot be reproduced, stored and/or transmitted in whole or in part by any manner of electronic, mechanical, photocopying, recording, broadcasting or otherwise now known or herein after developed without the previous express consent by the copyright owner, except for reproduction in daily press and regular printed publications on sale to the public within 60 days of the event related to those data/results and always provided that copyright symbol appears together as follows below.

© DORNA WSBK ORGANIZATION Srl 2017





### Riviera di Rimini Round, 16-17-18 June 2017

### Superstock 1000 - Results Free Practice 1st Session

Misano Circuit Sic 58 4.226 m

1 / 2

No.	Rider	Nat	Team	Bike	Time	Gap	Rel.	Laps	Speed	
									Avg	Max
1	23 F. SANDI	ITA	Berclaz Racing Team	BMW S 1000 RR	<b>1'37.471</b>			12	156,083	<b>262,8</b>
2	12 M. RINALDI	ITA	Aruba.it Racing - Junior Team	Ducati Panigale R	<b>1'37.588</b>	0.117	0.117	13	155,896	<b>260,9</b>
3	2 R. TAMBURINI	ITA	PATA Yamaha Official STK 1000 Team	Yamaha YZF R1	<b>1'37.624</b>	0.153	0.036	10	155,839	<b>259,6</b>
4	121 A. ANDREOZZI	ITA	Speed Action by Andreozzi R.C.	Yamaha YZF R1	<b>1'37.845</b>	0.374	0.221	14	155,487	<b>255,9</b>
5	5 M. FACCANI	ITA	Althea BMW Racing Team	BMW S 1000 RR	<b>1'37.913</b>	0.442	0.068	14	155,379	<b>260,9</b>
6	21 F. MARINO	FRA	PATA Yamaha Official STK 1000 Team	Yamaha YZF R1	<b>1'37.953</b>	0.482	0.040	11	155,315	<b>259,6</b>
7	3 S. SUCHET	SUI	Berclaz Racing Team	BMW S 1000 RR	<b>1'38.185</b>	0.714	0.232	11	154,948	<b>261,5</b>
8	70 L. VITALI	ITA	Nuova M2 Racing	Aprilia RSV4 RF	<b>1'38.390</b>	0.919	0.205	13	154,625	<b>259,0</b>
9	57 M. JONES	AUS	Aruba.it Racing - Junior Team	Ducati Panigale R	<b>1'38.393</b>	0.922	0.003	15	154,621	<b>260,2</b>
10	54 T. RAZGATLIOGLU	TUR	Kawasaki Puccetti Racing	Kawasaki ZX-10RR	<b>1'38.654</b>	1.183	0.261	14	154,212	<b>259,0</b>
11	71 M. SCHEIB	CHI	Nuova M2 Racing	Aprilia RSV4 RF	<b>1'38.715</b>	1.244	0.061	12	154,116	<b>255,9</b>
12	31 M. FERRARI	ITA	2R Road Racing	BMW S 1000 RR	<b>1'38.880</b>	1.409	0.165	15	153,859	<b>257,1</b>
13	14 K. MANFREDI	ITA	DDM by BWG_Bike & Motor RT_Grimaldi	Kawasaki ZX-10RR	<b>1'38.959</b>	1.488	0.079	14	153,736	<b>255,9</b>
14	55 I. MYKHALCHYK	UKR	TripleM Racing	Kawasaki ZX-10RR	<b>1'38.959</b>	1.488	0.000	12	153,736	<b>255,9</b>
15	155 F. MARCHIONNI	ITA	Speed Action by Andreozzi R.C.	Yamaha YZF R1	<b>1'39.093</b>	1.622	0.134	14	153,529	<b>252,3</b>
16	41 F. D'ANNUNZIO	ITA	FDA Racing Team	BMW S 1000 RR	<b>1'39.138</b>	1.667	0.045	14	153,459	<b>257,8</b>
17	123 L. SALVADORI	ITA	Tucci Racing Team	Yamaha YZF R1	<b>1'39.164</b>	1.693	0.026	11	153,419	<b>251,7</b>
18	11 J. GUARNONI	FRA	Pedercini Racing Kawasaki	Kawasaki ZX-10RR	<b>1'39.311</b>	1.840	0.147	12	153,191	<b>256,5</b>
19	19 J. PUFFE	GER	Althea MF84	BMW S 1000 RR	<b>1'39.353</b>	1.882	0.042	13	153,127	<b>260,2</b>
20	81 A. BERNARDI	ITA	TheBlackSheepTeam	Yamaha YZF R1	<b>1'39.372</b>	1.901	0.019	15	153,097	<b>252,3</b>
21	18 R. CECCHINI	ITA	DDM by BWG_Bike & Motor RT_Grimaldi	Kawasaki ZX-10RR	<b>1'39.475</b>	2.004	0.103	13	152,939	<b>254,1</b>
22	74 K. CALIA	ITA	Phoenix Suzuki Racing	Suzuki GSX-R1000	<b>1'39.646</b>	2.175	0.171	11	152,676	<b>259,0</b>
23	51 E. VIONNET	SUI	Motors Vionnet	BMW S 1000 RR	<b>1'39.653</b>	2.182	0.007	13	152,666	<b>257,8</b>
24	59 A. SCHACHT	DEN	EAB Schacht Racing Team	Ducati Panigale R	<b>1'39.736</b>	2.265	0.083	14	152,539	<b>254,7</b>
25	7 M. FRITZ	GER	Bayer-Bikerbox Yamaichi	Yamaha YZF R1	<b>1'39.833</b>	2.362	0.097	12	152,390	<b>255,3</b>
26	6 E. PUSCEDDU	ITA	D.K.Racing	BMW S 1000 RR	<b>1'40.274</b>	2.803	0.441	13	151,720	<b>247,7</b>
27	13 F. SANCHIONI	ITA	Clasitaly	BMW S 1000 RR	<b>1'40.567</b>	3.096	0.293	14	151,278	<b>254,1</b>
28	34 X. PINSACH	ESP	ETG Racing	Kawasaki ZX-10RR	<b>1'40.704</b>	3.233	0.137	15	151,072	<b>255,9</b>
29	77 W. TESSELS	NED	Agro On-Benjan-Kawasaki	Kawasaki ZX-10RR	<b>1'40.717</b>	3.246	0.013	11	151,053	<b>251,7</b>
30	90 T. FINSTERBUSCH	GER	Agro On-Benjan-Kawasaki	Kawasaki ZX-10RR	<b>1'40.767</b>	3.296	0.050	8	150,978	<b>254,1</b>
31	68 G. SCOTT	AUS	Agro On-Benjan-Kawasaki	Kawasaki ZX-10RR	<b>1'41.104</b>	3.633	0.337	15	150,475	<b>257,8</b>
32	32 M. MOSER	GER	TripleM Racing	Kawasaki ZX-10RR	<b>1'41.197</b>	3.726	0.093	12	150,336	<b>251,7</b>
33	92 B. LEU	SUI	Team Trasimeno	Yamaha YZF R1	<b>1'41.484</b>	4.013	0.287	5	149,911	<b>252,3</b>
34	22 S. FUGARDI	ITA	FM Moto Racing	Yamaha YZF R1	<b>1'41.485</b>	4.014	0.001	15	149,910	<b>253,5</b>
35	46 M. CUDEVILLE	FRA	Leader Team Flembbo	Kawasaki ZX-10RR	<b>1'41.542</b>	4.071	0.057	15	149,826	<b>253,5</b>
36	16 G. RUIU	ITA	Phoenix Suzuki Racing	Suzuki GSX-R1000	<b>1'42.450</b>	4.979	0.908	9	148,498	<b>253,5</b>
37	66 D. UPTON	RSA	DDM by BWG_Bike & Motor RT_Grimaldi	Kawasaki ZX-10RR	<b>1'42.611</b>	5.140	0.161	9	148,265	<b>252,9</b>

Qualifying Lap Time (107% of 1'37.471): 1'44.295

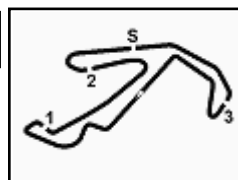
AIR	Humidity:	73%	Temp:	25°C
TRACK	Condition:	Dry	Temp:	34°C

Records	Pole	2015	L.Savadori	1'36.384	157,840	Km/h
	Race (RC)	2016	R.De Rosa	1'36.725	157,290	Km/h
	Circuit	2015	L.Savadori	1'36.384	157,840	Km/h

Start 16/06/2017 09:00 End 09:32 The results are provisional until the end of the time limit for protests and appeals and the completion of the technical checks.

These data/results cannot be reproduced, stored and/or transmitted in whole or in part by any manner of electronic, mechanical, photocopying, recording, broadcasting or otherwise now known or herein after developed without the previous express consent by the copyright owner, except for reproduction in daily press and regular printed publications on sale to the public within 60 days of the event related to those data/results and always provided that copyright symbol appears together as follows below.

© DORNA WSBK ORGANIZATION Srl 2017



### Riviera di Rimini Round, 16-17-18 June 2017

#### Superstock 1000 - Results Free Practice 1st Session

Misano Circuit Sic 58 4.226 m  
2 / 2

#### Session Highlights

Local Time	No. Rider	Description
09.00.00		Start
09.04.24	90 T. FINSTERBUSCH	Check Transponder
09.07.42	34 X. PINSACH	Lap Cancelled - Exceeded Track Limits - Turn 11
09.08.41	81 A. BERNARDI	Lap Cancelled (1'39.655) - Exceeded Track Limits - Turn 11
09.10.06	71 M. SCHEIB	Technical Problem - Turn 5
09.10.27	71 M. SCHEIB	Re-joined
09.12.31	55 I. MYKHALCHYK	Lap Cancelled - Exceeded Track Limits - Turn 11
09.15.37	2 R. TAMBURINI	Lap Cancelled (1'38.125) - Exceeded Track Limits - Turn 11
09.18.25	16 G. RUIU	Lap Cancelled (1'41.780) - Exceeded Track Limits - Turn 11
09.22.34	70 L. VITALI	Lap Cancelled - Exceeded Track Limits - Turn 11
09.26.39	34 X. PINSACH	Lap Cancelled - Exceeded Track Limits - Turn 11
09.27.30	66 D. UPTON	Lap Cancelled (1'42.538) - Exceeded Track Limits - Turn 11
09.30.03	121 A. ANDREOZZI	Lap Cancelled (1'38.420) - Exceeded Track Limits - Turn 11
09.32.00		End Of Session

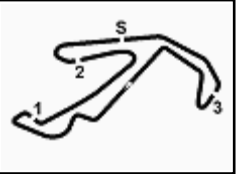
#### Fastest Laps Sequence

No.	Rider	Nat	Team	Bike	Local Time	Time	Gap	Avg
14	K. MANFREDI	ITA	DDM by BWG_Bike & Motor RT_Grimaldi	Kawasaki ZX-10RR	09:03'37.460	<b>1'42.056</b>		149,071
54	T. RAZGATLIOGLU	TUR	Kawasaki Puccetti Racing	Kawasaki ZX-10RR	09:03'40.453	<b>1'41.667</b>	-0.389	149,641
23	F. SANDI	ITA	Berclaz Racing Team	BMW S 1000 RR	09:04'04.311	<b>1'38.709</b>	-2.958	154,126
12	M. RINALDI	ITA	Aruba.it Racing - Junior Team	Ducati Panigale R	09:06'29.422	<b>1'38.608</b>	-0.101	154,284
23	F. SANDI	ITA	Berclaz Racing Team	BMW S 1000 RR	09:07'24.565	<b>1'37.772</b>	-0.836	155,603
23	F. SANDI	ITA	Berclaz Racing Team	BMW S 1000 RR	09:09'02.036	<b>1'37.471</b>	-0.301	156,083

Start                      End                      The results are provisional until the end of the time limit for protests and appeals  
16/06/2017              09.00                      09:32                      and the completion of the technical checks.

These data/results cannot be reproduced, stored and/or transmitted in whole or in part by any manner of electronic, mechanical, photocopying, recording, broadcasting or otherwise now known or herein after developed without the previous express consent by the copyright owner, except for reproduction in daily press and regular printed publications on sale to the public within 60 days of the event related to those data/results and always provided that copyright symbol appears together as follows below.

© DORNA WSBK ORGANIZATION Srl 2017


**Riviera di Rimini Round, 16-17-18 June 2017**
**Superstock 1000 - Best Sector & Speed Free Practice 1st Session**

Misano Circuit Sic 58 4.226 m

**BEST LAP**

1	23 F. SANDI	BMW S 1000 RR	1'37.471
2	12 M. RINALDI	Ducati Panigale R	1'37.588
3	2 R. TAMBURINI	Yamaha YZF R1	1'37.624
4	121 A. ANDREOZZI	Yamaha YZF R1	1'37.845
5	5 M. FACCANI	BMW S 1000 RR	1'37.913
6	21 F. MARINO	Yamaha YZF R1	1'37.953
7	3 S. SUCHET	BMW S 1000 RR	1'38.185
8	70 L. VITALI	Aprilia RSV4 RF	1'38.390
9	57 M. JONES	Ducati Panigale R	1'38.393
10	54 T. RAZGATLIOGLU	Kawasaki ZX-10RR	1'38.654
11	71 M. SCHEIB	Aprilia RSV4 RF	1'38.715
12	31 M. FERRARI	BMW S 1000 RR	1'38.880
13	55 I. MYKHALCHYK	Kawasaki ZX-10RR	1'38.959
14	14 K. MANFREDI	Kawasaki ZX-10RR	1'38.959
15	155 F. MARCHIONNI	Yamaha YZF R1	1'39.093
16	41 F. D'ANNUNZIO	BMW S 1000 RR	1'39.138
17	123 L. SALVADORI	Yamaha YZF R1	1'39.164
18	11 J. GUARNONI	Kawasaki ZX-10RR	1'39.311
19	19 J. PUFFE	BMW S 1000 RR	1'39.353
20	81 A. BERNARDI	Yamaha YZF R1	1'39.372
21	18 R. CECCHINI	Kawasaki ZX-10RR	1'39.475
22	74 K. CALIA	Suzuki GSX-R1000	1'39.646
23	51 E. VIONNET	BMW S 1000 RR	1'39.653
24	59 A. SCHACHT	Ducati Panigale R	1'39.736
25	7 M. FRITZ	Yamaha YZF R1	1'39.833
26	6 E. PUSCEDDU	BMW S 1000 RR	1'40.274
27	13 F. SANCHIONI	BMW S 1000 RR	1'40.567
28	34 X. PINSACH	Kawasaki ZX-10RR	1'40.704
29	77 W. TESSELS	Kawasaki ZX-10RR	1'40.717
30	90 T. FINSTERBUSCH	Kawasaki ZX-10RR	1'40.767
31	68 G. SCOTT	Kawasaki ZX-10RR	1'41.104
32	32 M. MOSER	Kawasaki ZX-10RR	1'41.197
33	92 B. LEU	Yamaha YZF R1	1'41.484
34	22 S. FUGARDI	Yamaha YZF R1	1'41.485
35	46 M. CUDEVILLE	Kawasaki ZX-10RR	1'41.542
36	16 G. RUIU	Suzuki GSX-R1000	1'42.450
37	66 D. UPTON	Kawasaki ZX-10RR	1'42.611

**SPEED**

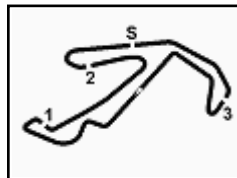
1	23 F. SANDI	BMW S 1000 RR	262.8
2	3 S. SUCHET	BMW S 1000 RR	261.5
3	5 M. FACCANI	BMW S 1000 RR	260.9
4	12 M. RINALDI	Ducati Panigale R	260.9
5	19 J. PUFFE	BMW S 1000 RR	260.2
6	57 M. JONES	Ducati Panigale R	260.2
7	21 F. MARINO	Yamaha YZF R1	259.6
8	2 R. TAMBURINI	Yamaha YZF R1	259.6
9	70 L. VITALI	Aprilia RSV4 RF	259.0
10	54 T. RAZGATLIOGLU	Kawasaki ZX-10RR	259.0
11	74 K. CALIA	Suzuki GSX-R1000	259.0
12	68 G. SCOTT	Kawasaki ZX-10RR	257.8
13	51 E. VIONNET	BMW S 1000 RR	257.8
14	41 F. D'ANNUNZIO	BMW S 1000 RR	257.8
15	31 M. FERRARI	BMW S 1000 RR	257.1
16	11 J. GUARNONI	Kawasaki ZX-10RR	256.5
17	55 I. MYKHALCHYK	Kawasaki ZX-10RR	255.9
18	71 M. SCHEIB	Aprilia RSV4 RF	255.9
19	34 X. PINSACH	Kawasaki ZX-10RR	255.9
20	14 K. MANFREDI	Kawasaki ZX-10RR	255.9
21	121 A. ANDREOZZI	Yamaha YZF R1	255.9
22	7 M. FRITZ	Yamaha YZF R1	255.3
23	59 A. SCHACHT	Ducati Panigale R	254.7
24	13 F. SANCHIONI	BMW S 1000 RR	254.1
25	18 R. CECCHINI	Kawasaki ZX-10RR	254.1
26	90 T. FINSTERBUSCH	Kawasaki ZX-10RR	254.1
27	16 G. RUIU	Suzuki GSX-R1000	253.5
28	22 S. FUGARDI	Yamaha YZF R1	253.5
29	46 M. CUDEVILLE	Kawasaki ZX-10RR	253.5
30	66 D. UPTON	Kawasaki ZX-10RR	252.9
31	81 A. BERNARDI	Yamaha YZF R1	252.3
32	155 F. MARCHIONNI	Yamaha YZF R1	252.3
33	92 B. LEU	Yamaha YZF R1	252.3
34	123 L. SALVADORI	Yamaha YZF R1	251.7
35	32 M. MOSER	Kawasaki ZX-10RR	251.7
36	77 W. TESSELS	Kawasaki ZX-10RR	251.7
37	6 E. PUSCEDDU	BMW S 1000 RR	247.7

SEG. 1			SEG. 2			SEG. 3			SEG. 4			SEG. 5		
1	23 F. SANDI	26.838	1	12 M. RINALDI	21.828	1	5 M. FACCANI	13.587	1	54 T. RAZGATLIOGLU	12.830	1	23 F. SANDI	21.931
2	2 R. TAMBURINI	26.909	2	5 M. FACCANI	21.888	2	23 F. SANDI	13.600	2	155 F. MARCHIONNI	12.852	2	12 M. RINALDI	21.968
3	12 M. RINALDI	26.929	3	2 R. TAMBURINI	21.916	3	2 R. TAMBURINI	13.622	3	121 A. ANDREOZZI	12.890	3	71 M. SCHEIB	22.039
4	5 M. FACCANI	26.938	4	3 S. SUCHET	21.959	4	57 M. JONES	13.630	4	23 F. SANDI	12.913	4	2 R. TAMBURINI	22.076
5	21 F. MARINO	26.939	5	57 M. JONES	21.981	5	121 A. ANDREOZZI	13.636	5	31 M. FERRARI	12.924	5	121 A. ANDREOZZI	22.082
6	121 A. ANDREOZZI	27.011	6	21 F. MARINO	21.998	6	21 F. MARINO	13.640	6	5 M. FACCANI	12.934	6	3 S. SUCHET	22.105
7	70 L. VITALI	27.083	7	23 F. SANDI	22.026	7	3 S. SUCHET	13.652	7	57 M. JONES	12.939	7	5 M. FACCANI	22.105
8	55 I. MYKHALCHYK	27.208	8	121 A. ANDREOZZI	22.041	8	70 L. VITALI	13.658	8	14 K. MANFREDI	12.944	8	57 M. JONES	22.211
9	7 M. FRITZ	27.246	9	70 L. VITALI	22.090	9	41 F. D'ANNUNZIO	13.697	9	21 F. MARINO	12.961	9	21 F. MARINO	22.212
10	57 M. JONES	27.267	10	14 K. MANFREDI	22.095	10	12 M. RINALDI	13.703	10	12 M. RINALDI	13.033	10	70 L. VITALI	22.217
11	3 S. SUCHET	27.287	11	71 M. SCHEIB	22.107	11	74 K. CALIA	13.721	11	55 I. MYKHALCHYK	13.065	11	55 I. MYKHALCHYK	22.258
12	71 M. SCHEIB	27.291	12	19 J. PUFFE	22.167	12	71 M. SCHEIB	13.743	12	2 R. TAMBURINI	13.067	12	14 K. MANFREDI	22.263
13	123 L. SALVADORI	27.291	13	54 T. RAZGATLIOGLU	22.172	13	55 I. MYKHALCHYK	13.760	13	123 L. SALVADORI	13.079	13	11 J. GUARNONI	22.310
14	155 F. MARCHIONNI	27.293	14	41 F. D'ANNUNZIO	22.186	14	7 M. FRITZ	13.783	14	19 J. PUFFE	13.092	14	18 R. CECCHINI	22.339
15	14 K. MANFREDI	27.312	15	51 E. VIONNET	22.194	15	81 A. BERNARDI	13.785	15	81 A. BERNARDI	13.116	15	51 E. VIONNET	22.342
16	81 A. BERNARDI	27.318	16	55 I. MYKHALCHYK	22.225	16	54 T. RAZGATLIOGLU	13.788	16	3 S. SUCHET	13.140	16	81 A. BERNARDI	22.353
17	41 F. D'ANNUNZIO	27.322	17	31 M. FERRARI	22.255	17	14 K. MANFREDI	13.792	17	70 L. VITALI	13.177	17	74 K. CALIA	22.357
18	11 J. GUARNONI	27.323	18	123 L. SALVADORI	22.274	18	19 J. PUFFE	13.802	18	11 J. GUARNONI	13.201	18	41 F. D'ANNUNZIO	22.360
19	18 R. CECCHINI	27.353	19	11 J. GUARNONI	22.275	19	31 M. FERRARI	13.806	19	18 R. CECCHINI	13.203	19	54 T. RAZGATLIOGLU	22.375
20	54 T. RAZGATLIOGLU	27.354	20	59 A. SCHACHT	22.290	20	155 F. MARCHIONNI	13.815	20	7 M. FRITZ	13.217	20	123 L. SALVADORI	22.398
21	31 M. FERRARI	27.376	21	74 K. CALIA	22.341	21	123 L. SALVADORI	13.825	21	59 A. SCHACHT	13.251	21	59 A. SCHACHT	22.404
22	51 E. VIONNET	27.449	22	155 F. MARCHIONNI	22.376	22	11 J. GUARNONI	13.832	22	41 F. D'ANNUNZIO	13.262	22	155 F. MARCHIONNI	22.405
23	74 K. CALIA	27.497	23	81 A. BERNARDI	22.461	23	68 G. SCOTT	13.843	23	71 M. SCHEIB	13.305	23	31 M. FERRARI	22.426
24	59 A. SCHACHT	27.532	24	6 E. PUSCEDDU	22.469	24	51 E. VIONNET	13.845	24	90 T. FINSTERBUSCH	13.310	24	19 J. PUFFE	22.521
25	19 J. PUFFE	27.533	25	18 R. CECCHINI	22.471	25	59 A. SCHACHT	13.853	25	32 M. MOSER	13.341	25	77 W. TESSELS	22.540
26	13 F. SANCHIONI	27.552	26	68 G. SCOTT	22.553	26	18 R. CECCHINI	13.863	26	74 K. CALIA	13.365	26	7 M. FRITZ	22.560
27	77 W. TESSELS	27.566	27	13 F. SANCHIONI	22.572	27	34 X. PINSACH	13.880	27	34 X. PINSACH	13.434	27	68 G. SCOTT	22.627
28	34 X. PINSACH	27.650	28	7 M. FRITZ	22.582	28	77 W. TESSELS	13.910	28	6 E. PUSCEDDU	13.437	28	13 F. SANCHIONI	22.637
29	6 E. PUSCEDDU	27.732	29	34 X. PINSACH	22.601	29	90 T. FINSTERBUSCH	13.913	29	13 F. SANCHIONI	13.504	29	6 E. PUSCEDDU	22.684
30	90 T. FINSTERBUSCH	27.906	30	32 M. MOSER	22.611	30	13 F. SANCHIONI	13.924	30	68 G. SCOTT	13.524	30	90 T. FINSTERBUSCH	22.694
31	22 S. FUGARDI	27.923	31	90 T. FINSTERBUSCH	22.643	31	92 B. LEU	13.950	31	51 E. VIONNET	13.542	31	34 X. PINSACH	22.704
32	32 M. MOSER	27.946	32	92 B. LEU	22.644	32	6 E. PUSCEDDU	13.950	32	77 W. TESSELS	13.549	32	92 B. LEU	22.751
33	46 M. CUDEVILLE	27.976	33	77 W. TESSELS	22.700	33	46 M. CUDEVILLE	13.967	33	22 S. FUGARDI	13.553	33	16 G. RUIU	22.781
34	92 B. LEU	28.008	34	46 M. CUDEVILLE	22.823	34	22 S. FUGARDI	13.967	34	46 M. CUDEVILLE	13.553	34	22 S. FUGARDI	22.934
35	16 G. RUIU	28.253	35	22 S. FUGARDI	22.897	35	32 M. MOSER	13.968	35	92 B. LEU	13.594	35	46 M. CUDEVILLE	22.935
36	66 D. UPTON	28.307	36	16 G. RUIU	22.906	36	16 G. RUIU	13.977	36	16 G. RUIU	13.787	36	32 M. MOSER	22.968
37	68 G. SCOTT	28.337	37	66 D. UPTON	22.919	37	66 D. UPTON	14.008	37	66 D. UPTON	13.849	37	66 D. UPTON	23.002

16/06/2017

These data/results cannot be reproduced, stored and/or transmitted in whole or in part by any manner of electronic, mechanical, photocopying, recording, broadcasting or otherwise now known or herein after developed without the previous express consent by the copyright owner, except for reproduction in daily press and regular printed publications on sale to the public within 60 days of the event related to those data/results and always provided that copyright symbol appears together as follows below.

© DORNA WSK ORGANIZATION Srl 2017



### Riviera di Rimini Round, 16-17-18 June 2017

#### Superstock 1000 - Ideal Times Free Practice 1st Session

Misano Circuit Sic 58 4.226 m

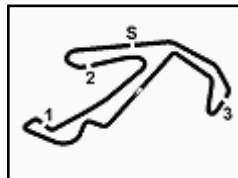
1 / 2

No. Rider	Nat	Bike	Seg. 1	Seg. 2	Seg. 3	Seg. 4	Seg. 5	Ideal Time	Pos.	Diff.
			Diff. 1	Diff. 2	Diff. 3	Diff. 4	Diff. 5			
1 23 F. SANDI	ITA	BMW S 1000 RR	<b>26.838</b>	22.026	13.600	12.913 0.163	<b>21.931</b>	<b>1'37.308</b> 1'37.471	1	0.163
2 5 M. FACCANI	ITA	BMW S 1000 RR	26.938 0.042	21.888 0.075	<b>13.587</b> 0.127	12.934	22.105 0.217	<b>1'37.452</b> 1'37.913	5	0.461
3 12 M. RINALDI	ITA	Ducati Panigale R	26.929 0.080	<b>21.828</b> 0.047	13.703	13.033	21.968	<b>1'37.461</b> 1'37.588	2	0.127
4 2 R. TAMBURINI	ITA	Yamaha YZF R1	26.909	21.916	13.622	13.067	22.076 0.034	<b>1'37.590</b> 1'37.624	3	0.034
5 121 A. ANDREOZZI	ITA	Yamaha YZF R1	27.011 0.076	22.041 0.109	13.636	12.890	22.082	<b>1'37.660</b> 1'37.845	4	0.185
6 21 F. MARINO	FRA	Yamaha YZF R1	26.939	21.998 0.127	13.640	12.961	22.212 0.076	<b>1'37.750</b> 1'37.953	6	0.203
7 57 M. JONES	AUS	Ducati Panigale R	27.267 0.098	21.981 0.119	13.630 0.029	12.939 0.059	22.211 0.060	<b>1'38.028</b> 1'38.393	9	0.365
8 3 S. SUCHET	SUI	BMW S 1000 RR	27.287	21.959 0.042	13.652	13.140	22.105	<b>1'38.143</b> 1'38.185	7	0.042
9 70 L. VITALI	ITA	Aprilia RSV4 RF	27.083 0.049	22.090 0.003	13.658 0.064	13.177	22.217 0.049	<b>1'38.225</b> 1'38.390	8	0.165
10 14 K. MANFREDI	ITA	Kawasaki ZX-10RR	27.312 0.296	22.095 0.118	13.792	12.944	22.263 0.139	<b>1'38.406</b> 1'38.959	13	0.553
11 71 M. SCHEIB	CHI	Aprilia RSV4 RF	27.291 0.021	22.107	13.743 0.015	13.305 0.194	22.039	<b>1'38.485</b> 1'38.715	11	0.230
12 55 I. MYKHALCHYK	UKR	Kawasaki ZX-10RR	27.208	22.225 0.276	13.760 0.053	13.065 0.012	22.258 0.102	<b>1'38.516</b> 1'38.959	14	0.443
13 54 T. RAZGATLIOGLU	TUR	Kawasaki ZX-10RR	27.354 0.051	22.172 0.033	13.788 0.051	<b>12.830</b>	22.375	<b>1'38.519</b> 1'38.654	10	0.135
14 155 F. MARCHIONNI	ITA	Yamaha YZF R1	27.293 0.099	22.376 0.137	13.815 0.057	12.852 0.059	22.405	<b>1'38.741</b> 1'39.093	15	0.352
15 31 M. FERRARI	ITA	BMW S 1000 RR	27.376	22.255	13.806 0.048	12.924 0.002	22.426 0.043	<b>1'38.787</b> 1'38.880	12	0.093
16 41 F. D'ANNUNZIO	ITA	BMW S 1000 RR	27.322	22.186 0.036	13.697 0.141	13.262 0.099	22.360 0.035	<b>1'38.827</b> 1'39.138	16	0.311
17 123 L. SALVADORI	ITA	Yamaha YZF R1	27.291	22.274	13.825	13.079	22.398 0.297	<b>1'38.867</b> 1'39.164	17	0.297
18 11 J. GUARNONI	FRA	Kawasaki ZX-10RR	27.323 0.158	22.275	13.832	13.201 0.101	22.310 0.111	<b>1'38.941</b> 1'39.311	18	0.370
19 81 A. BERNARDI	ITA	Yamaha YZF R1	27.318 0.099	22.461 0.150	13.785 0.090	13.116	22.353	<b>1'39.033</b> 1'39.372	20	0.339
20 19 J. PUFFE	GER	BMW S 1000 RR	27.533 0.065	22.167	13.802 0.099	13.092 0.074	22.521	<b>1'39.115</b> 1'39.353	19	0.238
21 18 R. CECCHINI	ITA	Kawasaki ZX-10RR	27.353 0.054	22.471	13.863	13.203	22.339 0.192	<b>1'39.229</b> 1'39.475	21	0.246
22 74 K. CALIA	ITA	Suzuki GSX-R1000	27.497 0.039	22.341 0.066	13.721 0.148	13.365 0.001	22.357 0.111	<b>1'39.281</b> 1'39.646	22	0.365
23 59 A. SCHACHT	DEN	Ducati Panigale R	27.532 0.118	22.290	13.853 0.012	13.251 0.111	22.404 0.165	<b>1'39.330</b> 1'39.736	24	0.406
24 51 E. VIONNET	SUI	BMW S 1000 RR	27.449 0.085	22.194	13.845 0.085	13.542 0.111	22.342	<b>1'39.372</b> 1'39.653	23	0.281
25 7 M. FRITZ	GER	Yamaha YZF R1	27.246	22.582 0.055	13.783 0.092	13.217	22.560 0.298	<b>1'39.388</b> 1'39.833	25	0.445
26 13 F. SANCHIONI	ITA	BMW S 1000 RR	27.552	22.572 0.279	13.924 0.064	13.504 0.006	22.637 0.029	<b>1'40.189</b> 1'40.567	27	0.378
27 77 W. TESSELS	NED	Kawasaki ZX-10RR	27.566 0.183	22.700 0.125	13.910 0.075	13.549 0.069	22.540	<b>1'40.265</b> 1'40.717	29	0.452
28 34 X. PINSACH	ESP	Kawasaki ZX-10RR	27.650 0.133	22.601	13.880 0.143	13.434 0.159	22.704	<b>1'40.269</b> 1'40.704	28	0.435
29 6 E. PUSCEDDU	ITA	BMW S 1000 RR	27.732	22.469	13.950	13.437	22.684 0.002	<b>1'40.272</b> 1'40.274	26	0.002
30 90 T. FINSTERBUSCH	GER	Kawasaki ZX-10RR	27.906 0.237	22.643	13.913 0.064	13.310	22.694	<b>1'40.466</b> 1'40.767	30	0.301
31 32 M. MOSER	GER	Kawasaki ZX-10RR	27.946 0.185	22.611	13.968 0.090	13.341 0.088	22.968	<b>1'40.834</b> 1'41.197	32	0.363
32 68 G. SCOTT	AUS	Kawasaki ZX-10RR	28.337	22.553 0.089	13.843 0.131	13.524	22.627	<b>1'40.884</b> 1'41.104	31	0.220
33 92 B. LEU	SUI	Yamaha YZF R1	28.008	22.644 0.023	13.950	13.594 0.283	22.751 0.231	<b>1'40.947</b> 1'41.484	33	0.537

16/06/2017

These data/results cannot be reproduced, stored and/or transmitted in whole or in part by any manner of electronic, mechanical, photocopying, recording, broadcasting or otherwise now known or herein after developed without the previous express consent by the copyright owner, except for reproduction in daily press and regular printed publications on sale to the public within 60 days of the event related to those data/results and always provided that copyright symbol appears together as follows below.

© DORNA WSBK ORGANIZATION Srl 2017



### Riviera di Rimini Round, 16-17-18 June 2017

#### Superstock 1000 - Ideal Times Free Practice 1st Session

 Misano Circuit Sic 58 4.226 m  
**2 / 2**

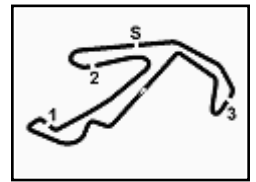
No. Rider	Nat	Bike	Seg. 1	Seg. 2	Seg. 3	Seg. 4	Seg. 5	Ideal Time				
			Diff. 1	Diff. 2	Diff. 3	Diff. 4	Diff. 5	Best Lap	Pos.	Diff.		
34	<b>46 M. CUDEVILLE</b>	FRA	Kawasaki ZX-10RR	27.976	22.823	13.967 0.029	13.555 0.197	22.935 0.060	<b>1'41.256</b>	1'41.542	35	0.286
35	<b>22 S. FUGARDI</b>	ITA	Yamaha YZF R1	27.923	22.897 0.025	13.967	13.553	22.934 0.186	<b>1'41.274</b>	1'41.485	34	0.211
36	<b>16 G. RUIU</b>	ITA	Suzuki GSX-R1000	28.253 0.461	22.906 0.073	13.997 0.165	13.787 0.027	22.781	<b>1'41.724</b>	1'42.450	36	0.726
37	<b>66 D. UPTON</b>	RSA	Kawasaki ZX-10RR	28.307 0.347	22.919 0.155	14.008	13.849 0.017	23.002 0.007	<b>1'42.085</b>	1'42.611	37	0.526
<b>Overall Ideal Time</b>				26.838	21.828	13.587	12.830	21.931	<b>1'37.014</b>			

16/06/2017  
 These data/results cannot be reproduced, stored and/or transmitted in whole or in part by any manner of electronic, mechanical, photocopying, recording, broadcasting or otherwise now known or herein after developed without the previous express consent by the copyright owner, except for reproduction in daily press and regular printed publications on sale to the public within 60 days of the event related to those data/results and always provided that copyright symbol appears together as follows below.  
 © DORNA WSBK ORGANIZATION Srl 2017





**2.5**  
**STK1000**  
**120/05**



### Riviera di Rimini Round, 16-17-18 June 2017

#### Superstock 1000 - Chronological Analysis Free Practice 1st Session

Misano Circuit Sic 58.4.226m

1 / 4

1° 23 F. SANDI (1'37.471)								
Lap	Seg. 1	Seg. 2	Seg. 3	Seg. 4	Seg. 5	Lap Time	km/h	Local Time
1	53.209	23.309	14.158	13.573	22.526	2'06.775 P	<b>258.4</b>	9:00'18.827
2	27.403	22.174	13.676	13.304	22.152	1'38.709	<b>262.8</b>	9:02'25.602
3	28.006	22.251	16.752	13.303	22.170	1'42.482	<b>224.1</b>	9:04'04.311
4	26.903	22.145	13.644	12.971	22.109	1'37.772	<b>261.5</b>	9:05'46.793
5	<b>26.838</b>	<b>22.026</b>	<b>13.600</b>	13.076	<b>21.931</b>	<b>1'37.471</b>	<b>262.8</b>	9:07'24.565
6	27.022	22.129	13.743	13.278	22.109	1'38.281	<b>259.0</b>	9:09'02.036
7	29.798	22.659	14.596	13.615	32.077	1'52.745 P	<b>244.3</b>	9:10'40.317
8	9'12.569	34.739	29.639	19.533	31.193	11'07.673 P	<b>90.4</b>	9:12'33.062
9	27.384	23.915	13.704	<b>12.913</b>	22.480	1'40.396	<b>259.0</b>	9:23'40.735
10	27.243	22.140	13.646	13.155	22.435	1'38.619	<b>261.5</b>	9:25'21.131
11	29.003	23.362	13.911	13.153	22.694	1'42.123	<b>258.4</b>	9:26'59.750
12	27.218	22.086	13.709	14.346	23.406	1'40.765	<b>262.8</b>	9:28'41.873
								9:30'22.638

2° 12 M. RINALDI (1'37.588)								
Lap	Seg. 1	Seg. 2	Seg. 3	Seg. 4	Seg. 5	Lap Time	km/h	Local Time
1	27.754	24.401	14.394	14.558	23.000		<b>243.2</b>	9:03'10.863
2	27.211	22.438	13.896	13.385	22.478	1'39.951	<b>259.6</b>	9:04'50.814
3	27.147	21.967	13.785	13.126	22.066	1'38.091	<b>259.6</b>	9:06'29.422
4	28.414	23.984	14.219	14.033	32.486	1'53.136 P	<b>256.5</b>	9:08'07.513
5	4'13.623	23.415	14.079	13.641	23.117	5'27.875 P	<b>255.9</b>	9:10'00.649
6	34.416	24.311	14.353	13.678	22.414	1'49.172	<b>258.4</b>	9:15'28.524
7	27.132	21.916	13.711	13.206	22.394	1'38.359	<b>260.9</b>	9:17'17.696
8	27.069	21.909	13.767	13.104	21.998	1'37.847	<b>259.0</b>	9:18'56.055
9	27.085	21.929	13.758	13.212	21.974	1'37.958	<b>259.6</b>	9:20'33.902
10	27.932	22.649	14.117	13.801	30.528	1'49.027 P	<b>256.5</b>	9:22'11.860
11	2'56.826	22.235	13.845	13.185	23.317	4'09.408 P	<b>258.4</b>	9:24'00.887
12	27.009	21.875	13.703	<b>13.033</b>	<b>21.968</b>	1'37.588	<b>259.6</b>	9:28'10.295
13	<b>26.929</b>	<b>21.828</b>	13.776	13.104	22.036	1'37.673	<b>257.1</b>	9:29'47.883
								9:31'25.556

3° 2 R. TAMBURINI (1'37.624)								
Lap	Seg. 1	Seg. 2	Seg. 3	Seg. 4	Seg. 5	Lap Time	km/h	Local Time
1	53.804	24.571	23.391	15.165	24.023	2'20.954 P	<b>167.2</b>	9:07'16.287
2	28.229	22.819	13.847	13.596	23.759	1'42.250	<b>256.5</b>	9:09'37.241
3	27.063	22.064	13.664	13.192	22.199	1'38.182	<b>259.6</b>	9:11'19.491
4	27.178	21.999	13.693	13.226	22.029	1'38.125 C	<b>257.8</b>	9:12'57.673
5	32.594	24.369	14.638	14.186	29.946	1'55.733 P	<b>240.5</b>	9:14'35.798
6	6'19.758	22.939	14.038	13.478	22.222	7'32.435 P	<b>254.1</b>	9:16'31.531
7	26.982	22.065	13.681	13.136	22.076	1'37.940	<b>258.4</b>	9:17'17.696
8	27.012	21.948	13.739	13.127	22.138	1'37.964	<b>257.8</b>	9:18'56.055
9	32.334	26.871	15.369	15.020	22.521	1'52.115	<b>255.9</b>	9:20'33.902
10	<b>26.909</b>	<b>21.916</b>	<b>13.622</b>	<b>13.067</b>	<b>22.110</b>	1'37.624	<b>259.0</b>	9:22'11.860
								9:23'40.735
								9:24'00.887
								9:25'21.131
								9:26'59.750
								9:28'41.873
								9:30'22.638

4° 121 A. ANDREOZZI (1'37.845)								
Lap	Seg. 1	Seg. 2	Seg. 3	Seg. 4	Seg. 5	Lap Time	km/h	Local Time
1	56.450	27.344	14.994	13.532	22.479	2'14.799 P	<b>249.4</b>	9:01'24.094
2	27.765	22.653	13.816	13.118	22.294	1'39.646	<b>255.3</b>	9:03'38.893
3	29.970	22.401	13.670	12.969	22.394	1'41.404	<b>254.1</b>	9:05'18.539
4	<b>27.011</b>	<b>22.041</b>	13.863	12.967	22.128	1'38.010	<b>255.3</b>	9:06'59.943
5	27.319	22.589	13.726	13.008	22.201	1'38.843	<b>254.1</b>	9:08'37.953
6	27.087	22.150	<b>13.636</b>	<b>12.890</b>	<b>22.082</b>	1'37.845	<b>255.3</b>	9:10'16.796
7	29.442	24.382	14.779	13.673	5'29.325	6'51.601 P	<b>245.5</b>	9:11'54.641
8	1'02.418	24.892	14.573	13.148	22.531	2'17.562 P	<b>247.1</b>	9:13'42.242
9	27.361	22.252	13.761	12.918	22.218	1'38.510	<b>252.9</b>	9:15'28.524
10	29.829	22.888	14.003	13.074	22.215	1'42.009	<b>255.9</b>	9:17'17.696
11	27.206	22.214	13.971	13.032	22.418	1'38.841	<b>253.5</b>	9:18'56.055
12	27.188	22.239	13.901	13.154	22.306	1'38.788	<b>254.1</b>	9:20'33.902
13	27.309	22.187	13.748	13.039	22.137	1'38.420 C	<b>254.1</b>	9:22'11.860
14	27.277	22.091	14.321	13.024	22.225	1'38.938	<b>254.1</b>	9:23'40.735
								9:24'00.887
								9:25'21.131
								9:26'59.750
								9:28'41.873
								9:30'22.638

5° 5 M. FACCANI (1'37.913)								
Lap	Seg. 1	Seg. 2	Seg. 3	Seg. 4	Seg. 5	Lap Time	km/h	Local Time
1		25.091	14.675	14.690	23.733		<b>252.3</b>	9:02'53.102
2	28.625	22.733	13.993	13.564	22.918	1'41.833	<b>255.9</b>	9:04'34.935
3	33.611	22.799	14.187	13.813	22.604	1'47.014	<b>255.9</b>	9:06'21.949
4	27.347	22.101	13.752	13.198	22.295	1'38.693	<b>258.4</b>	9:08'00.642
5	28.272	22.132	13.767	13.392	33.451	1'51.014 P	<b>260.9</b>	9:09'51.656
6	4'53.952	27.368	19.145	14.062	30.922	6'25.449 P	<b>232.8</b>	9:11'54.641
7	27.473	22.363	13.713	13.173	22.293	1'39.015	<b>257.8</b>	9:13'42.242
8	28.990	26.223	13.942	13.295	22.236	1'44.686	<b>257.1</b>	9:15'28.524
9	27.251	22.282	14.063	13.526	22.768	1'39.890	<b>255.9</b>	9:17'17.696
10	27.546	22.090	13.790	13.183	22.161	1'38.770	<b>256.5</b>	9:18'56.055
11	26.967	22.114	13.683	12.972	22.193	1'37.929	<b>258.4</b>	9:20'33.902
								9:22'11.860
								9:23'40.735
								9:24'00.887
								9:25'21.131
								9:26'59.750
								9:28'41.873
								9:30'22.638

16/06/2017 P = Pits In/Out - C = Lap-Time Cancelled

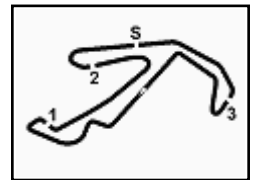
These data/results cannot be reproduced, stored and/or transmitted in whole or in part by any manner of electronic, mechanical, photocopying, recording, broadcasting or otherwise now known or herein after developed without the previous express consent by the copyright owner, except for reproduction in daily press and regular printed publications on sale to the public within 60 days of the event related to those data/results and always provided that copyright symbol appears together as follows below.

© DORNA WSBK ORGANIZATION Srl 2017

11	30.886	32.106	17.869	14.081	22.386	1'57.328	<b>199.6</b>	9:26'34.723
12	26.980	21.963	13.714	<b>12.934</b>	22.322	1'37.913	<b>257.8</b>	9:28'12.636
13	27.344	22.014	14.405	13.216	<b>22.105</b>	1'39.084	<b>257.8</b>	9:29'51.720
14	<b>26.938</b>	<b>21.888</b>	<b>13.587</b>	13.068	22.468	1'37.949	<b>258.4</b>	9:31'29.669

6° 21 F. MARINO (1'37.953)								
Lap	Seg. 1	Seg. 2	Seg. 3	Seg. 4	Seg. 5	Lap Time	km/h	Local Time
1	54.154	25.819	15.199	14.504	28.894	2'18.570 P	<b>238.4</b>	9:02'10.629
2	28.220	22.798	13.871	13.171	22.610	1'40.670	<b>257.1</b>	9:04'29.199
3	27.338	22.369	13.770	13.135	22.301	1'38.913	<b>259.0</b>	9:06'09.869
4	27.272	22.038	13.717	13.003	22.242	1'38.272	<b>257.1</b>	9:07'48.782
5	27.051	<b>21.998</b>	13.758	13.841	22.448	1'39.096	<b>259.6</b>	9:09'27.054
6	<b>26.939</b>	22.125	<b>13.640</b>	<b>12.961</b>	22.288	<b>1'37.953</b>	<b>257.1</b>	9:11'06.150
7	30.041	24.737	14.398	13.596	31.471	1'54.243 P	<b>251.7</b>	9:12'44.103
8	8'22.704	23.166	14.045	13.240	22.636	9'35.791 P	<b>252.3</b>	9:14'38.346
9	27.141	22.172	13.706	13.119	<b>22.212</b>	1'38.350	<b>256.5</b>	9:16'12.508
10	27.139	22.291	13.739	13.109	22.238	1'38.516	<b>255.3</b>	9:17'52.487
11	27.194	22.034	13.722	13.033	22.276	1'38.259	<b>256.5</b>	9:19'32.003

7° 3 S. SUCHET (1'38.185)								
Lap	Seg. 1	Seg. 2	Seg. 3	Seg. 4	Seg. 5	Lap Time	km/h	Local Time
1	2'24.290	24.090	14.400	14.582	30.656	3'48.018 P	<b>255.9</b>	8:59'56.640
2	4'25.707	23.172	14.298	14.347	23.157	5'40.681 P	<b>254.7</b>	9:03'44.658
3	28.241	22.364	13.822	13.880	22.810	1'41.117	<b>259.0</b>	9:09'25.339
4	27.288	22.107	13.687	13.242	22.238	1'38.562	<b>261.5</b>	9:11'06.456
5	27.458	21.999	13.734	13.296	22.275	1'38.762	<b>260.2</b>	9:12'45.018
6	28.143	22.322	14.054	13.643	30.566	1'48.728 P	<b>252.9</b>	9:14'23.780
7	6'37.036	23.621	15.246	13.669	22.507	7'52.079 P	<b>253.5</b>	9:16'12.508
8	<b>27.287</b>	22.001	<b>13.652</b>	<b>13.140</b>	<b>22.105</b>	<b>1'38.185</b>	<b>260.2</b>	9:17'52.487
9	27.351	<b>21.959</b>	13.702	13.172	22.172	1'38.356	<b>260.2</b>	9:19'32.003
10	27.848	22.679	14.439	13.555	22.515	1'4		



### Riviera di Rimini Round, 16-17-18 June 2017

#### Superstock 1000 - Chronological Analysis Free Practice 1st Session

Misano Circuit Sic 58.4.226 m

2 / 4

Lap	Seg. 1	Seg. 2	Seg. 3	Seg. 4	Seg. 5	Lap Time	km/h	Local Time
6	5'10.110	23.085	13.903	12.965	22.725	6'22.788 P	<b>255.3</b>	9:17'01.769
7	27.396	24.931	14.050	13.248	22.566	1'42.191	<b>254.1</b>	9:18'43.960
8	27.411	22.990	14.014	12.885	22.429	1'39.129	<b>255.9</b>	9:20'23.089
9	31.321	22.636	18.536	19.415	22.687	1'54.595	<b>136.0</b>	9:22'17.684
10	27.405	22.205	13.839	<b>12.830</b>	<b>22.375</b>	<b>1'38.654</b>	<b>259.0</b>	9:23'56.338
11	28.122	22.216	14.109	13.174	22.557	1'40.178	<b>257.1</b>	9:25'36.516
12	27.518	<b>22.172</b>	13.814	12.896	22.461	1'38.861	<b>258.4</b>	9:27'15.377
13	<b>27.354</b>	22.292	<b>13.788</b>	13.043	22.410	1'38.887	<b>259.0</b>	9:28'54.264
14	27.852	22.409	13.915	12.954	22.948	1'40.078	<b>255.3</b>	9:30'34.342

11° 71 M. SCHEIB (1'38.715)								
Lap	Seg. 1	Seg. 2	Seg. 3	Seg. 4	Seg. 5	Lap Time	km/h	Local Time
1	1'02.590	25.024	14.675	15.209	23.315	2'20.813 P	<b>247.7</b>	8:59'59.280
2	28.666	23.124	14.012	14.007	22.557	1'42.366	<b>253.5</b>	9:04'02.459
3	27.846	22.484	13.793	13.960	22.277	1'40.360	<b>255.9</b>	9:05'42.819
4	27.669	22.369	<b>13.743</b>	13.614	22.282	1'39.677	<b>255.3</b>	9:07'22.496
5	27.509	22.564	13.758	13.490	22.177	1'39.498	<b>253.5</b>	9:09'01.994
6	57.167	23.398	16.560	14.176	36.238	2'27.539 P	<b>219.1</b>	9:11'29.533
7	8'14.325	22.875	14.145	13.909	22.554	9'27.808 P	<b>250.0</b>	9:20'57.341
8	27.392	22.476	15.507	14.134	22.812	1'42.321	<b>234.3</b>	9:22'39.662
9	27.417	22.262	13.978	13.488	22.202	1'39.347	<b>253.5</b>	9:24'19.009
10	27.312	<b>22.107</b>	13.758	13.499	<b>22.039</b>	<b>1'38.715</b>	<b>254.7</b>	9:25'57.724
11	<b>27.291</b>	22.212	13.916	<b>13.305</b>	22.124	1'38.848	<b>253.5</b>	9:27'36.572
12	35.039	22.976	15.358	13.768	39.563	2'06.704 P	<b>240.5</b>	9:29'43.276

12° 31 M. FERRARI (1'38.880)								
Lap	Seg. 1	Seg. 2	Seg. 3	Seg. 4	Seg. 5	Lap Time	km/h	Local Time
1	1'05.238	25.282	14.426	14.537	23.129	2'22.612 P	<b>253.5</b>	9:00'23.825
2	28.433	22.916	13.916	13.594	23.026	1'41.885	<b>254.7</b>	9:02'46.437
3	28.024	22.720	13.931	13.057	22.587	1'40.319	<b>256.5</b>	9:04'28.322
4	27.903	22.687	13.856	13.103	22.538	1'40.087	<b>255.3</b>	9:07'48.728
5	27.674	22.477	13.827	13.054	22.447	1'39.479	<b>254.7</b>	9:09'28.207
6	27.806	22.467	13.926	13.110	22.556	1'39.865	<b>257.1</b>	9:11'08.072
7	27.643	22.423	13.869	<b>12.924</b>	22.708	1'39.567	<b>255.3</b>	9:12'47.639
8	27.997	22.438	13.903	12.971	4'16.203	5'33.512 P	<b>251.2</b>	9:18'21.151
9	1'00.598	23.679	14.011	12.984	22.516	2'13.788 P	<b>254.1</b>	9:20'34.939
10	27.808	22.430	<b>13.806</b>	12.967	<b>22.426</b>	1'39.437	<b>256.5</b>	9:22'14.376
11	27.459	22.426	13.900	13.085	22.671	1'39.541	<b>255.9</b>	9:23'53.917
12	27.578	22.380	13.829	12.977	22.452	1'39.216	<b>255.9</b>	9:25'33.133
13	<b>27.376</b>	<b>22.255</b>	13.854	12.926	22.469	<b>1'38.880</b>	<b>256.5</b>	9:27'12.013
14	27.620	22.438	13.950	12.960	22.438	1'39.406	<b>255.9</b>	9:28'51.419
15	27.632	22.305	13.808	12.995	22.496	1'39.236	<b>255.9</b>	9:30'30.655

13° 14 K. MANFREDI (1'38.959)								
Lap	Seg. 1	Seg. 2	Seg. 3	Seg. 4	Seg. 5	Lap Time	km/h	Local Time
1		24.224	15.264	13.939	23.377		<b>241.1</b>	9:01'55.404
2	28.346	23.597	14.104	13.367	22.642	1'42.056	<b>254.1</b>	9:03'37.460
3	28.011	22.739	14.159	13.134	22.710	1'40.753	<b>251.2</b>	9:05'18.213
4	29.632	23.779	13.879	13.052	22.465	1'42.807	<b>254.1</b>	9:07'01.020
5	27.608	22.213	<b>13.792</b>	<b>12.944</b>	22.402	<b>1'38.959</b>	<b>255.3</b>	9:08'39.979
6	27.448	22.123	13.915	13.030	22.475	1'38.991	<b>254.1</b>	9:10'18.970
7	30.264	23.159	14.157	13.608	33.665	1'54.853 P	<b>251.2</b>	9:12'13.823
8	5'15.708	23.074	16.009	13.368	22.651	6'30.810 P	<b>251.2</b>	9:18'44.633
9	27.363	22.309	13.933	13.057	22.348	1'39.010	<b>254.7</b>	9:20'23.643
10	27.580	22.361	13.835	13.215	22.425	1'39.416	<b>252.9</b>	9:22'03.059
11	29.038	22.369	13.964	14.517	28.935	1'48.823	<b>253.5</b>	9:23'51.882
12	<b>27.312</b>	22.319	13.838	13.386	22.355	1'39.210	<b>254.1</b>	9:25'31.092
13	27.588	<b>22.095</b>	14.019	13.228	22.275	1'39.205	<b>252.3</b>	9:27'10.297
14	30.084	22.425	13.930	13.153	<b>22.263</b>	1'41.855	<b>254.1</b>	9:28'52.152
15	27.544	22.196	13.816	13.121	22.339	1'39.016	<b>255.9</b>	9:30'31.168

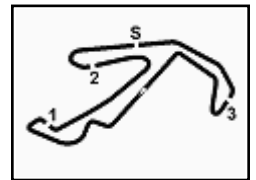
14° 55 I. MYKHALCHYK (1'38.959)								
Lap	Seg. 1	Seg. 2	Seg. 3	Seg. 4	Seg. 5	Lap Time	km/h	Local Time
1		24.751	14.539	14.499	23.453		<b>248.3</b>	9:03'29.373
2	28.617	23.001	14.099	13.648	22.910	1'42.275	<b>251.2</b>	9:05'11.648
3	27.909	22.682	13.965	13.361	22.710	1'40.627	<b>251.7</b>	9:06'52.275
4	27.473	22.546	13.995	13.380	22.345	1'39.739	<b>252.9</b>	9:08'32.014
5	27.456	22.420	13.936	13.158	22.407	1'39.377	<b>252.9</b>	9:10'11.391
6	27.381	22.366	13.825	13.833	37.289	1'54.694 C	<b>252.3</b>	9:12'06.085
7	6'49.637	27.035	17.899	15.881	22.752	8'13.204 P	<b>161.4</b>	9:20'19.289
8	<b>27.208</b>	22.501	13.813	13.077	22.360	<b>1'38.959</b>	<b>252.3</b>	9:21'58.248
9	30.625	23.700	14.649	13.659	34.152	1'56.785	<b>246.0</b>	9:23'55.033
10	27.774	22.490	13.785	13.293	<b>22.258</b>	1'39.600	<b>255.9</b>	9:25'34.633
11	27.474	22.285	<b>13.760</b>	<b>13.065</b>	22.409	1'38.993	<b>255.3</b>	9:27'13.626
12	30.856	23.446	14.173	14.080	27.220	1'49.775	<b>249.4</b>	9:29'03.401
13	27.278	<b>22.225</b>	13.941	13.301	22.393	1'39.138	<b>254.1</b>	9:30'42.539

15° 155 F. MARCHIONNI (1'39.093)								
Lap	Seg. 1	Seg. 2	Seg. 3	Seg. 4	Seg. 5	Lap Time	km/h	Local Time
1	1'02.933	25.566	14.763	14.238	23.374	2'20.874 P	<b>244.3</b>	9:00'45.506
2	28.219	23.018	14.106	13.350	22.864	1'41.557	<b>249.4</b>	9:04'47.937
3	30.380	26.273	14.385	14.014	35.606	2'00.658 P	<b>247.7</b>	9:06'48.595
4	2'21.704	30.502	15.096	13.227	22.733	3'43.262 P	<b>249.4</b>	9:10'31.857
5	29.595	25.578	14.935	13.987	34.688	1'58.783 P	<b>249.5</b>	9:12'30.640
6	1'34.362	23.287	14.004	13.169	22.615	2'47.437 P	<b>249.4</b>	9:15'18.077
7	27.379	22.564	13.862	12.927	22.407	1'39.139	<b>251.2</b>	9:16'57.216
8	27.440	22.539	<b>13.815</b>	<b>12.852</b>	23.063	1'39.709	<b>252.3</b>	9:18'36.925
9	27.492	22.465	13.930	13.818	23.842	1'41.547	<b>250.6</b>	9:19'18.472
10	36.320	24.220	18.182	18.631	22.852	2'00.205	<b>103.4</b>	9:22'18.677
11	<b>27.293</b>	<b>22.376</b>	14.118	13.097	31.769	1'48.653 P	<b>250.0</b>	9:24'07.330
12	2'17.962	27.934	14.143	13.132	22.539	3'35.710 P	<b>250.6</b>	9:27'43.040
13	27.392	22.513	13.872	12.911	<b>22.405</b>	<b>1'39.093</b>	<b>252.3</b>	9:29'22.133
14	31.060	24.396	15.647	14.676	22.943	1'48.722	<b>182.4</b>	9:31'10.855

16° 41 F. D'ANNUNZIO (1'39.138)								
Lap	Seg. 1	Seg. 2	Seg. 3	Seg. 4	Seg. 5	Lap Time	km/h	Local Time
1	58.513	26.462	16.504	15.648	25.087	2'22.214 P	<b>195.7</b>	9:01'58.921
2	29.608	24.623	14.422	14.205	23.482	1'46.340	<b>249.4</b>	9:04'21.135
3	31.914	22.827	13.912	13.536	22.605	1'44.794	<b>253.5</b>	9:06'07.475
4	27.786	22.983	13.921	14.435	23.089	1'42.214	<b>249.4</b>	9:09'34.483
5	27.739	22.561	13.779	13.531	22.479	1'40.089	<b>252.3</b>	9:11'14.572
6	28.032	22.449	13.729	13.274	22.471	1'39.955	<b>254.1</b>	9:12'54.522
7	27.539	22.441	13.775	13.345	<b>22.360</b>	1'39.460	<b>254.1</b>	9:14'33.987
8	27.432	22.351	13.754	<b>13.262</b>	22.508	1'39.307	<b>253.5</b>	9:16'13.294
9	35.356	26.449	16.355	15.926	33.440	2'07.526 P	<b>150.4</b>	9:18'20.820
10	3'24.002	34.297	24.100	20.710	32.478	5'15.587 P	<b>91.8</b>	9:23'36.407
11	32.290	25.384	14.038	13.627	22.549	1'47.888	<b>250.6</b>	9:25'24.295
12	27.763	22.487	13.815	13.357	22.519	1'39.941	<b>253.5</b>	9:27'04.236
13	<b>27.322</b>	22.222	13.838	13.361	22.395	<b>1'39.138</b>	<b>255.9</b>	9:28'43.374
14	27.419	<b>22.186</b>	<b>13.697</b>	13.365	22.881	1'39.618	<b>257.8</b>	9:30'22.992

17° 123 L. SALVADORI (1'39.164)								
Lap	Seg. 1	Seg. 2	Seg. 3	Seg. 4	Seg. 5	Lap Time	km/h	Local Time
1		27.010	15.646	15.424	24.952		<b>226.9</b>	9:02'26.683
2	29.961	26.231	16.415	15.895	34.783	2'03.285	<b>219.5</b>	9:04'29.968
3	27.892	22.951	13.918	13.347	22.759	1'40.867	<b>251.7</b>	9:06'10.835
4	27.486	22.581	13					





### Riviera di Rimini Round, 16-17-18 June 2017

#### Superstock 1000 - Chronological Analysis Free Practice 1st Session

Misano Circuit Sic 58.4.226 m

9	27.839	22.416	13.866	13.355	22.550	1'40.026	<b>258.4</b>	9:21'54.381
10	28.706	22.813	13.962	13.587	35.034	1'54.102 P	<b>256.5</b>	9:23'48.483
11	1'46.484	31.404	15.184	13.428	22.734	3'09.234 P	<b>233.8</b>	9:26'57.717
12	<b>27.533</b>	<b>22.361</b>	<b>13.802</b>	<b>13.092</b>	<b>22.575</b>	<b>1'39.363</b>	<b>259.0</b>	9:28'37.080
13	27.598	<b>22.167</b>	13.901	13.166	<b>22.521</b>	<b>1'39.353</b>	<b>257.1</b>	9:30'16.433

**20° 81 A. BERNARDI (1'39.372)**

Lap	Seg. 1	Seg. 2	Seg. 3	Seg. 4	Seg. 5	Lap Time	km/h	Local Time
1	1'02.438	28.044	14.775	14.445	24.542	2'24.244 P	<b>247.1</b>	9:00'05.179
2	29.053	23.903	14.205	13.477	22.796	1'43.434	<b>249.4</b>	9:04'12.857
3	27.680	22.841	14.077	13.228	22.395	1'40.221	<b>250.6</b>	9:05'53.078
4	27.487	22.541	13.901	13.115	22.611	1'39.655 C	<b>251.7</b>	9:07'32.733
5	38.013	24.286	18.003	13.872	22.431	1'56.605	<b>182.4</b>	9:09'29.338
6	27.544	22.489	13.863	13.132	22.430	1'39.458	<b>250.6</b>	9:11'08.796
7	27.417	22.611	13.875	<b>13.116</b>	<b>22.353</b>	<b>1'39.372</b>	<b>252.3</b>	9:12'48.168
8	37.934	22.621	<b>13.785</b>	13.264	22.395	1'49.999	<b>250.0</b>	9:14'38.167
9	27.585	22.670	13.978	13.410	22.605	1'40.248	<b>249.4</b>	9:16'18.415
10	29.193	25.063	17.512	13.871	33.927	1'59.566 P	<b>218.6</b>	9:18'17.981
11	3'47.417	24.381	17.319	14.285	29.404	5'12.806 P	<b>216.4</b>	9:23'30.787
12	28.093	23.108	21.556	20.048	22.608	1'55.413	<b>176.2</b>	9:25'26.200
13	27.689	22.687	13.953	13.500	22.358	1'40.187	<b>249.4</b>	9:27'06.387
14	<b>27.318</b>	<b>22.461</b>	13.846	13.333	22.533	1'39.491	<b>249.4</b>	9:28'45.878
15	27.466	22.843	17.712	13.367	22.527	1'43.915	<b>239.5</b>	9:30'29.793

**21° 18 R. CECCHINI (1'39.475)**

Lap	Seg. 1	Seg. 2	Seg. 3	Seg. 4	Seg. 5	Lap Time	km/h	Local Time
1	31.235	26.342	15.050	15.188	24.109	1'52.213	<b>242.2</b>	9:02'02.529
2	30.099	23.568	14.360	14.466	23.321	1'45.814	<b>251.7</b>	9:05'40.556
3	28.465	22.685	14.140	13.660	22.877	1'41.827	<b>251.7</b>	9:07'22.383
4	28.359	22.551	14.234	13.411	22.596	1'41.151	<b>253.5</b>	9:09'03.534
5	28.254	22.837	14.040	13.415	22.643	1'41.189	<b>252.9</b>	9:10'44.723
6	27.489	22.696	13.968	13.705	33.657	1'51.515 P	<b>254.1</b>	9:12'36.238
7	6'04.860	25.967	15.041	13.922	23.093	7'22.883 P	<b>241.6</b>	9:19'59.121
8	28.139	22.643	13.933	13.411	22.511	1'40.637	<b>252.3</b>	9:21'39.758
9	<b>27.353</b>	22.709	13.909	13.323	22.571	1'39.865	<b>252.3</b>	9:23'19.623
10	29.375	27.148	16.312	16.528	24.293	1'53.656	<b>225.0</b>	9:25'13.279
11	27.834	22.862	13.960	13.318	<b>22.339</b>	1'40.313	<b>250.6</b>	9:26'53.592
12	27.407	<b>22.471</b>	<b>13.863</b>	<b>13.203</b>	22.531	<b>1'39.475</b>	<b>251.2</b>	9:28'33.067
13	27.590	26.448	15.382	17.439	23.416	1'50.275	<b>230.3</b>	9:30'23.342

**22° 74 K. CALIA (1'39.646)**

Lap	Seg. 1	Seg. 2	Seg. 3	Seg. 4	Seg. 5	Lap Time	km/h	Local Time
1	1'10.012	28.069	16.144	14.064	22.860	2'31.149 P	<b>246.6</b>	9:03'51.999
2	27.998	22.779	13.891	13.449	22.982	1'41.099	<b>255.9</b>	9:06'23.148
3	27.874	22.683	13.908	13.615	22.489	1'40.569	<b>254.7</b>	9:08'04.247
4	27.602	22.434	13.836	<b>13.365</b>	22.697	1'39.934	<b>255.9</b>	9:09'44.816
5	27.654	22.444	13.864	13.417	<b>22.357</b>	1'39.736	<b>255.9</b>	9:11'24.750
6	27.536	22.407	13.869	13.366	22.468	<b>1'39.646</b>	<b>254.7</b>	9:12'44.132
7	30.574	26.107	14.972	14.436	4'08.954	5'35.043 P	<b>246.6</b>	9:14'19.175
8	1'03.771	24.656	14.438	14.297	24.218	2'21.380 P	<b>244.9</b>	9:22'40.555
9	31.652	23.478	13.940	13.799	2'12.719	3'35.588 P	<b>259.0</b>	9:26'16.143
10	1'06.732	29.046	14.420	13.478	22.663	2'26.339 P	<b>257.8</b>	9:28'42.482
11	<b>27.497</b>	<b>22.341</b>	<b>13.721</b>	13.534	22.726	1'39.819	<b>256.5</b>	9:30'22.301

**23° 51 E. VIONNET (1'39.653)**

Lap	Seg. 1	Seg. 2	Seg. 3	Seg. 4	Seg. 5	Lap Time	km/h	Local Time
1	1'00.954	24.711	14.626	15.368	24.208	2'19.867 P	<b>255.9</b>	9:01'37.949
2	29.465	23.041	14.041	14.107	23.090	1'43.744	<b>255.9</b>	9:03'57.816
3	28.733	22.766	14.016	13.897	22.691	1'42.103	<b>256.5</b>	9:05'41.560
4	28.282	22.292	<b>13.845</b>	13.731	22.627	1'40.777	<b>257.1</b>	9:07'23.663
5	28.389	22.478	13.860	13.710	22.473	1'40.910	<b>257.1</b>	9:09'04.440
6	27.949	22.219	14.012	13.752	34.879	1'52.811 P	<b>257.8</b>	9:10'45.350
7	7'15.864	23.321	14.073	14.040	22.561	8'29.859 P	<b>252.9</b>	9:12'38.161
8	27.786	22.411	14.001	13.786	22.373	1'40.357	<b>252.9</b>	9:21'08.020
9	27.602	22.305	13.878	13.775	22.457	1'40.017	<b>254.1</b>	9:22'48.377
10	27.610	22.329	13.907	13.605	22.868	1'40.319	<b>255.3</b>	9:24'28.394
11	<b>27.449</b>	22.406	13.890	<b>13.542</b>	22.681	1'39.968	<b>254.1</b>	9:26'08.713
12	28.380	22.330	14.166	13.701	22.557	1'41.134	<b>252.9</b>	9:27'48.681
13	27.534	<b>22.194</b>	13.930	13.653	<b>22.342</b>	<b>1'39.653</b>	<b>253.5</b>	9:29'29.815

**24° 59 A. SCHACHT (1'39.736)**

Lap	Seg. 1	Seg. 2	Seg. 3	Seg. 4	Seg. 5	Lap Time	km/h	Local Time
1	29.074	24.530	14.675	14.880	24.070	1'42.709	<b>248.8</b>	9:01'59.232
2	28.312	22.426	13.868	13.599	22.934	1'41.139	<b>252.3</b>	9:03'41.941
						1'41.709	<b>252.9</b>	9:05'23.080

3	30.509	23.695	14.395	13.965	22.768	1'45.332	<b>248.8</b>	9:07'08.412
4	27.909	22.865	13.870	13.582	22.488	1'40.714	<b>254.7</b>	9:08'49.126
5	27.714	22.629	13.984	13.505	22.673	1'40.505	<b>250.6</b>	9:10'29.631
6	28.643	28.893	14.562	14.010	34.487	2'00.595 P	<b>244.9</b>	9:12'30.226
7	4'38.983	25.117	14.233	13.601	22.853	5'54.787 P	<b>247.1</b>	9:18'25.013
8	28.633	23.295	13.950	13.512	22.710	1'42.100	<b>250.0</b>	9:20'07.113
9	27.868	23.232	13.934	13.639	22.627	1'41.300	<b>248.8</b>	9:21'48.413
10	27.650	<b>22.290</b>	13.865	13.362	22.569	<b>1'39.736</b>	<b>252.3</b>	9:23'28.149
11	<b>27.532</b>	22.533	14.078	13.400	22.468	1'40.011	<b>252.3</b>	9:25'08.160
12	27.780	22.418	13.896	<b>13.251</b>	<b>22.404</b>	1'39.749	<b>252.3</b>	9:26'47.909
13	28.899	32.958	13.863	13.341	22.502	1'51.563	<b>251.2</b>	9:28'39.472
14	27.684	22.538	<b>13.853</b>	13.586	22.426	1'40.087	<b>252.9</b>	9:30'19.559

**25° 7 M. FRITZ (1'39.833)**

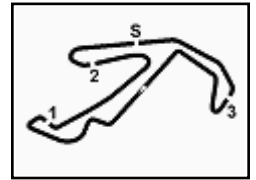
Lap	Seg. 1	Seg. 2	Seg. 3	Seg. 4	Seg. 5	Lap Time	km/h	Local Time
1	57.840	24.661	14.333	14.035	23.404	2'14.273 P	<b>250.6</b>	9:08'46.735
2	28.149	23.118	14.007	13.577	22.994	1'41.845	<b>253.5</b>	9:11'01.008
3	27.758	22.874	13.828	13.534	<b>22.560</b>	1'40.554	<b>254.1</b>	9:12'43.207
4	27.617	22.819	<b>13.783</b>	13.679	22.616	1'40.514	<b>254.7</b>	9:16'03.941
5	27.522	22.673	13.843	13.397	22.569	1'40.004	<b>255.3</b>	9:17'43.925
6	<b>27.246</b>	22.637	13.875	<b>13.217</b>	22.858	<b>1'39.833</b>	<b>254.7</b>	9:19'23.758
7	29.545	23.672	15.122	14.481	23.571	1'46.391	<b>218.2</b>	9:21'10.149
8	29.170	26.563	13.950	13.441	23.532	1'46.656	<b>255.3</b>	9:22'56.805
9	27.510	<b>22.582</b>	14.398	13.375	23.189	1'41.054	<b>252.9</b>	9:24'37.859
10	28.113	27.060	14.440	13.652	23.059	1'46.324	<b>252.9</b>	9:26'24.183
11	27.619	22.609	13.987	13.302	22.784	1'40.301	<b>255.3</b>	9:28'04.484
12	31.199	27.385	14.070	13.402	22.660	1'48.716	<b>254.7</b>	9:29'53.200

**26° 6 E. PUSCEDDU (1'40.274)**

Lap	Seg. 1	Seg. 2	Seg. 3	Seg. 4	Seg. 5	Lap Time	km/h	Local Time
1	30.458	23.878	14.584	14.395	23.496	1'46.811	<b>246.0</b>	9:03'51.699
2	28.958	23.144	14.291	13.970	23.19			



**2.5**  
**STK1000**  
**120/05**



### Riviera di Rimini Round, 16-17-18 June 2017

#### Superstock 1000 - Chronological Analysis Free Practice 1st Session

Misano Circuit Sic 58.4.226 m

4 / 4

13	27.930	22.652	14.198	<b>13.434</b>	22.754	1'40.968	<b>252.3</b>	9:28'06.606
14	28.551	26.447	<b>13.880</b>	15.218	23.505	1'47.601	<b>255.9</b>	9:29'54.207
15	27.783	<b>22.601</b>	14.023	13.593	<b>22.704</b>	<b>1'40.704</b>	<b>254.7</b>	9:31'34.911

#### 29° 77 W. TESSELS (1'40.717)

Lap	Seg. 1	Seg. 2	Seg. 3	Seg. 4	Seg. 5	Lap Time	km/h	Local Time
1	57.284	24.302	14.587	14.742	23.383	2'14.298 P	<b>244.9</b>	9:00'30.406
2	28.762	23.391	14.183	14.091	35.371	1'55.798 P	<b>248.3</b>	9:02'44.704
3	4'07.502	23.378	13.993	13.726	22.972	5'21.571 P	<b>251.2</b>	9:10'02.073
4	27.762	23.040	<b>13.910</b>	13.675	22.665	1'41.052	<b>249.4</b>	9:11'43.125
5	27.916	22.972	13.971	13.630	22.695	1'41.184	<b>250.6</b>	9:13'24.309
6	27.894	<b>22.700</b>	13.985	<b>13.549</b>	22.856	1'40.984	<b>250.6</b>	9:15'05.293
7	27.743	22.751	16.791	13.875	22.680	1'43.840	<b>243.2</b>	9:16'49.133
8	27.749	22.825	13.985	13.618	<b>22.540</b>	<b>1'40.717</b>	<b>247.7</b>	9:18'29.850
9	27.700	23.065	20.572	16.082	34.389	2'01.808 P	<b>177.3</b>	9:20'31.658
10	7'04.178	23.275	14.739	14.102	28.133	8'24.427 P	<b>242.2</b>	9:28'56.085
11	<b>27.566</b>	22.875	14.032	13.567	22.798	1'40.838	<b>251.7</b>	9:30'36.923

#### 30° 90 T. FINSTERBUSCH (1'40.767)

Lap	Seg. 1	Seg. 2	Seg. 3	Seg. 4	Seg. 5	Lap Time	km/h	Local Time
1	28.122	23.072	14.206	13.812	23.252	1'41.162	<b>251.7</b>	9:12'58.652
2	<b>27.906</b>	22.690	14.035	13.380	22.935	1'41.162	<b>251.7</b>	9:14'39.814
3	29.584	22.723	14.003	13.455	22.944	1'41.031	<b>252.9</b>	9:16'20.845
4	5'18.478	23.269	14.098	13.791	33.134	1'53.876 P	<b>250.8</b>	9:18'14.721
5	28.226	23.588	14.254	13.996	23.446	6'33.762 P	<b>248.6</b>	9:24'48.483
6	28.226	22.873	14.124	13.723	23.257	1'42.203	<b>250.6</b>	9:26'30.686
7	28.236	23.046	<b>13.913</b>	13.356	22.876	1'41.427	<b>252.9</b>	9:28'12.113
8	28.143	<b>22.643</b>	13.977	<b>13.310</b>	<b>22.694</b>	<b>1'40.767</b>	<b>254.1</b>	9:29'52.880
9	30.137	22.853	14.212	13.591	23.021	1'43.814	<b>250.6</b>	9:31'36.694

#### 31° 68 G. SCOTT (1'41.104)

Lap	Seg. 1	Seg. 2	Seg. 3	Seg. 4	Seg. 5	Lap Time	km/h	Local Time
1	30.293	24.770	14.628	14.955	23.776	1'45.752	<b>249.4</b>	9:02'01.140
2	29.303	23.404	14.387	14.521	23.147	1'45.752	<b>249.4</b>	9:03'46.892
3	29.683	23.441	14.183	14.262	23.289	1'44.478	<b>247.7</b>	9:05'31.370
4	29.683	22.950	14.103	14.111	23.054	1'43.901	<b>252.9</b>	9:07'15.271
5	28.848	22.973	13.950	14.571	23.221	1'43.563	<b>256.5</b>	9:08'58.834
6	29.079	22.927	14.098	14.786	23.354	1'44.244	<b>257.1</b>	9:10'43.078
7	28.645	22.684	13.969	13.949	23.098	1'42.345	<b>257.8</b>	9:12'25.423
8	28.688	22.642	13.935	13.890	23.032	1'42.187	<b>251.7</b>	9:14'07.610
9	28.825	22.706	14.004	13.930	22.960	1'42.425	<b>250.0</b>	9:15'50.035
10	28.497	22.914	13.856	13.815	22.810	1'41.892	<b>251.2</b>	9:17'31.927
11	28.508	<b>22.553</b>	14.011	13.549	22.846	1'41.467	<b>250.0</b>	9:19'13.394
12	28.536	22.868	13.980	13.732	36.763	1'55.879 P	<b>250.0</b>	9:21'09.273
13	2'40.265	23.127	13.999	13.818	23.190	3'54.399 P	<b>252.3</b>	9:25'03.672
14	28.914	22.982	<b>13.843</b>	13.539	22.864	1'42.142	<b>248.3</b>	9:26'45.814
15	28.471	22.668	13.961	13.751	22.907	1'41.758	<b>250.6</b>	9:28'27.572
16	<b>28.337</b>	22.642	13.974	<b>13.524</b>	<b>22.627</b>	<b>1'41.104</b>	<b>255.3</b>	9:30'08.676

#### 32° 32 M. MOSER (1'41.197)

Lap	Seg. 1	Seg. 2	Seg. 3	Seg. 4	Seg. 5	Lap Time	km/h	Local Time
1	29.652	25.786	14.777	14.704	24.296	1'45.894	<b>248.8</b>	9:03'12.090
2	28.793	23.697	14.187	14.064	23.841	1'44.119	<b>248.8</b>	9:04'57.984
3	28.653	23.234	14.187	14.064	23.841	1'44.119	<b>248.8</b>	9:06'42.103
4	5'22.962	23.166	14.183	13.891	33.715	1'53.608 P	<b>247.7</b>	9:08'35.711
5	28.354	24.276	14.402	14.041	27.840	6'43.521 P	<b>246.0</b>	9:15'19.232
6	28.354	23.047	14.126	13.543	23.760	1'42.830	<b>248.8</b>	9:17'02.062
7	28.305	23.089	14.290	13.595	23.194	1'42.473	<b>248.3</b>	9:18'44.535
8	28.131	<b>22.611</b>	14.058	13.429	<b>22.968</b>	<b>1'41.197</b>	<b>250.0</b>	9:20'25.732
9	28.090	22.919	<b>13.968</b>	<b>13.341</b>	23.081	1'41.399	<b>250.0</b>	9:22'07.131
10	<b>27.946</b>	22.712	14.048	13.528	29.503	1'47.737	<b>248.3</b>	9:23'54.868
11	28.291	22.696	14.026	13.371	22.990	1'41.374	<b>251.7</b>	9:25'36.242
12	28.463	23.005	14.166	13.770	31.785	1'51.189 P	<b>248.8</b>	9:27'27.431
13	1'40.215	22.894	14.116	14.772	23.380	2'55.377 P	<b>248.8</b>	9:30'22.808

#### 33° 92 B. LEU (1'41.484)

Lap	Seg. 1	Seg. 2	Seg. 3	Seg. 4	Seg. 5	Lap Time	km/h	Local Time
1	29.085	23.376	14.040	15.199	25.758	1'46.275	<b>237.9</b>	9:21'29.212
2	28.093	22.797	14.069	<b>13.594</b>	23.654	1'42.207	<b>252.3</b>	9:23'15.487
3	28.049	22.864	13.991	13.929	<b>22.751</b>	1'41.584	<b>251.7</b>	9:24'57.694
4	<b>28.008</b>	22.667	<b>13.950</b>	13.877	22.982	<b>1'41.484</b>	<b>251.2</b>	9:26'39.278
5	28.022	<b>22.644</b>	14.311	13.783	22.814	1'41.574	<b>250.6</b>	9:28'20.762
6								9:30'02.336

#### 34° 22 S. FUGARDI (1'41.485)

Lap	Seg. 1	Seg. 2	Seg. 3	Seg. 4	Seg. 5	Lap Time	km/h	Local Time
1								9:00'23.694

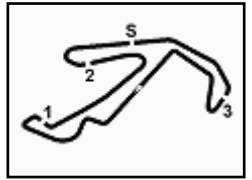
1	59.927	23.878	15.166	15.093	23.598	2'17.662 P	<b>238.4</b>	9:02'41.356
2	28.759	23.291	14.113	13.910	23.765	1'43.838	<b>250.6</b>	9:04'25.194
3	28.693	23.084	14.075	13.809	23.209	1'42.870	<b>251.2</b>	9:06'08.064
4	28.302	23.079	14.114	13.571	<b>22.934</b>	1'42.000	<b>253.5</b>	9:07'50.064
5	31.290	23.973	15.473	14.700	3'03.649	4'29.085 P	<b>235.3</b>	9:12'19.149
6	59.350	27.921	21.135	17.202	31.110	2'36.718 P	<b>177.6</b>	9:14'55.867
7	28.270	23.077	14.146	13.666	22.977	1'42.136	<b>248.3</b>	9:16'38.003
8	28.014	22.933	14.235	13.771	23.143	1'42.096	<b>249.4</b>	9:18'20.099
9	28.095	23.010	14.160	13.711	23.674	1'42.650	<b>249.4</b>	9:20'02.749
10	28.024	23.018	14.076	13.880	23.242	1'42.240	<b>247.7</b>	9:21'44.989
11	27.925	22.924	14.166	13.793	23.200	1'42.008	<b>248.8</b>	9:23'26.997
12	28.061	<b>22.897</b>	14.594	13.670	23.001	1'42.223	<b>250.0</b>	9:25'09.220
13	29.709	27.700	15.531	14.175	26.576	1'53.691	<b>220.4</b>	9:27'02.911
14	33.709	28.806	14.241	14.091	23.459	1'52.306	<b>247.7</b>	9:28'55.217
15	<b>27.923</b>	22.922	<b>13.967</b>	<b>13.553</b>	23.120	<b>1'41.485</b>	<b>250.6</b>	9:30'36.702

#### 35° 46 M. CUDEVILLE (1'41.542)

Lap	Seg. 1	Seg. 2	Seg. 3	Seg. 4	Seg. 5	Lap Time	km/h	Local Time
1	58.739	25.780	15.037	15.156	24.282	2'18.994 P	<b>246.6</b>	9:01'22.822
2	29.505	24.285	14.505	15.195	24.908	1'48.398	<b>247.1</b>	9:03'41.816
3	28.974	23.699	14.150	14.019	23.223	1'44.065	<b>252.3</b>	9:07'14.279
4	28.623	23.464	14.066	14.264	23.347	1'43.764	<b>251.2</b>	9:08'58.043
5	28.643	23.816	14.420	14.526	3'00.399	4'21.804 P	<b>245.5</b>	9:13'19.847
6	53.443	25.238	14.219	14.491	23.578	2'10.969 P	<b>252.3</b>	9:15'30.816
7	28.412	23.376	<b>13.967</b>	13.824	23.091	1'42.670	<b>251.7</b>	9:17'13.486
8	28.371	23.182	14.016	14.072	23.388	1'43.029	<b>248.8</b>	9:18'56.515
9	28.080	23.111	14.035	<b>13.555</b>	<b>22.935</b>	1'41.716	<b>253.5</b>	9:20'38.231
10	35.642	28.486	18.723	17.437	23.846	2'03.774	<b>135.7</b>	9:22'42.005
11	29.186	23.641	14.225	14.054	23.091	1'44.197	<b>247.7</b>	9:24'26.202
12	28.148	22.909	14.171	14.103	24.046	1'43.377	<b>250.0</b>	9:26'09.579
13	30.164	26.601	16.434	15.235	27.358	1'55.792	<b>220.4</b>	9:28'05.371
14	28.295	23.284	14.021	13.693	23.220	1'42.513	<b>247.1</b>	9:29'47.884
15	<b>27.976</b>	<b>22.823</b>	13.996	13.752	22.995	<b>1'41.542</b>	<b>248.3</b>	9:31'29.426

#### 36° 16 G. RUIU (1'42.450)

Lap	Seg. 1	Seg. 2	Seg. 3	Seg. 4	Seg. 5	Lap Time	km/h	Local Time
1	1'01.104	25.343	14.976	15.554	24.303	2'21.280 P	<b>246.6</b>	9:01'36.404
2	30.203	23.807	14.371	14.438	23.362	1'46.181	<b>252.9</b>	9:03'57.684
3	29.671	23.539	14.218	14.347	23.074	1'44.849	<b>253.5</b>	9:05'43.865
4	30.475	23.127	14.162	14.042	22.957	1'44.763	<b>252.9</b>	9:07'28.714
5	28.885	23.047	14.231	13.936	22.993	1'43.092	<b>251.</b>	

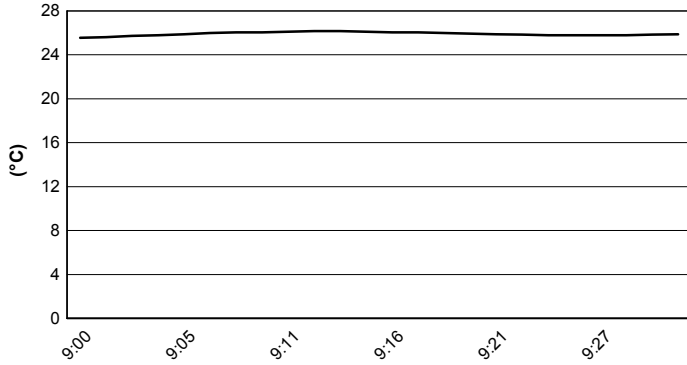


**Riviera di Rimini Round, 16-17-18 June 2017**  
**Superstock 1000 - Weather Report Free Practice 1st Session**

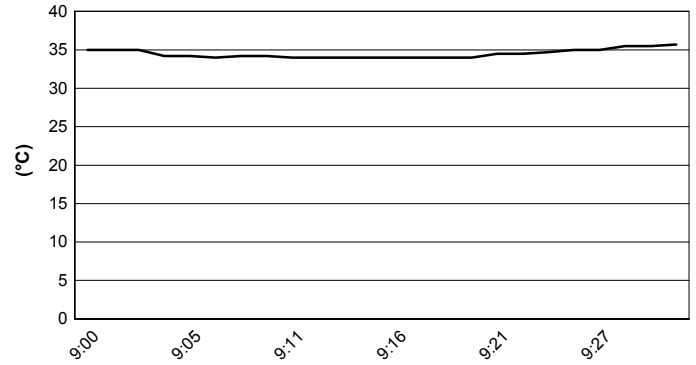
Misano Circuit Sic 58 4.226 m

Session started **09.00**      Session ended **9:32**

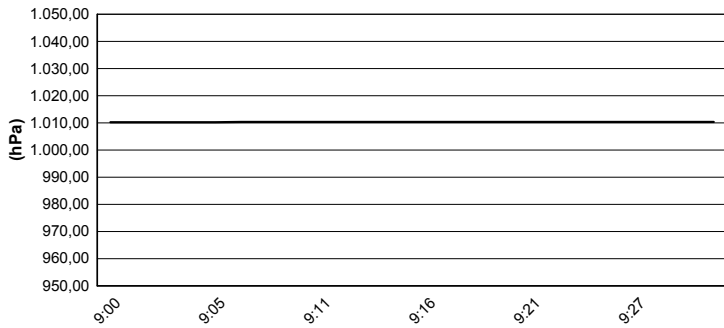
**Air Temperature**



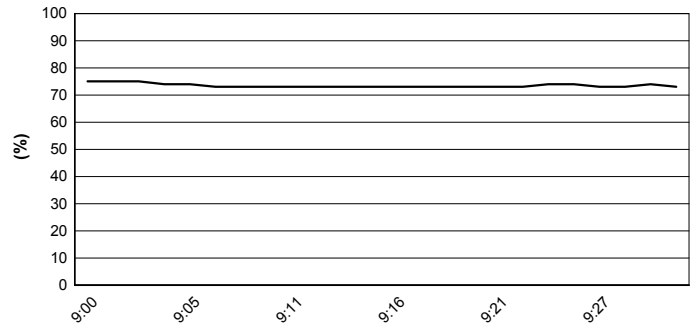
**Track Temperature**



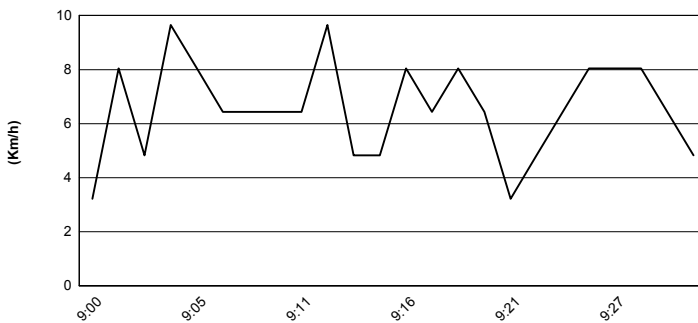
**Air Pressure**



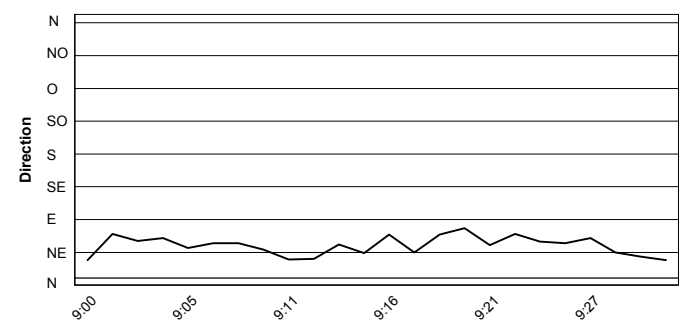
**Humidity**



**Wind Speed**



**Wind Direction**



16/06/2017

These data/results cannot be reproduced, stored and/or transmitted in whole or in part by any manner of electronic, mechanical, photocopying, recording, broadcasting or otherwise now known or herein after developed without the previous express consent by the copyright owner, except for reproduction in daily press and regular printed publications on sale to the public within 60 days of the event related to those data/results and always provided that copyright symbol appears together as follows below.

© DORNA WSBK ORGANIZATION Srl 2017

