

Riviera di Rimini Round, 16-17-18 June 2017

Superstock 1000 - Free Practices Combined Results

Misano Circuit Sic 58 4.226 m

No.	Rider	Nat	Team	Bike	FP1	FP2	FP3	Time	Gap	Rel.	Laps
1	5 FACCANI Marco	ITA	Althea BMW Racing Team	BMW S 1000 RR	1'37.913	1'37.638	1'36.892	1'36.892			41
2	12 RINALDI Michael Ruben	ITA	Aruba.it Racing - Junior Team	Ducati Panigale R	1'37.588	1'37.350	1'36.976	1'36.976	0.084	0.084	38
3	23 SANDI Federico	ITA	Berclaz Racing Team	BMW S 1000 RR	1'37.471	1'37.365	1'37.173	1'37.173	0.281	0.197	31
4	57 JONES Mike	AUS	Aruba.it Racing - Junior Team	Ducati Panigale R	1'38.393	1'38.726	1'37.278	1'37.278	0.386	0.105	40
5	54 RAZGATLIOGLU Toorak	TUR	Kawasaki Puccetti Racing	Kawasaki ZX-10RR	1'38.654	1'38.924	1'37.356	1'37.356	0.464	0.078	43
6	2 TAMBURINI Roberto	ITA	PATA Yamaha Official STK 1000 Team	Yamaha YZF R1	1'37.624	1'37.703	1'37.690	1'37.624	0.732	0.268	36
7	21 MARINO Florian	FRA	PATA Yamaha Official STK 1000 Team	Yamaha YZF R1	1'37.953	1'38.205	1'37.700	1'37.700	0.808	0.076	34
8	121 ANDREOZZI Alessandro	ITA	Speed Action by Andreozzi R.C.	Yamaha YZF R1	1'37.845	1'37.822	1'37.801	1'37.801	0.909	0.101	27
9	70 VITALI Luca	ITA	Nuova M2 Racing	Aprilia RSV4 RF	1'38.390	1'37.903	1'38.035	1'37.903	1.011	0.102	34
10	3 SUCHET Sebastien	SUI	Berclaz Racing Team	BMW S 1000 RR	1'38.185	1'38.786	1'37.925	1'37.925	1.033	0.022	34
11	55 MYKHALCHYK Illia	UKR	TripleM Racing	Kawasaki ZX-10RR	1'38.959	1'38.667	1'38.004	1'38.004	1.112	0.079	37
12	14 MANFREDI Kevin	ITA	DDM by BWG_Bike & Motor RT_Grimaldi	Kawasaki ZX-10RR	1'38.959	1'38.269	1'38.019	1'38.019	1.127	0.015	39
13	41 D'ANNUNZIO Federico	ITA	FDA Racing Team	BMW S 1000 RR	1'39.138	1'39.132	1'38.084	1'38.084	1.192	0.065	38
14	123 SALVADORI Luca	ITA	Tucci Racing Team	Yamaha YZF R1	1'39.164	1'39.424	1'38.261	1'38.261	1.369	0.177	26
15	71 SCHEIB Maximilian	CHI	Nuova M2 Racing	Aprilia RSV4 RF	1'38.715	1'38.393	1'38.298	1'38.298	1.406	0.037	37
16	31 FERRARI Matteo	ITA	2R Road Racing	BMW S 1000 RR	1'38.880	1'38.730	1'38.349	1'38.349	1.457	0.051	40
17	11 GUARNONI Jeremv	FRA	Pedercini Racing Kawasaki	Kawasaki ZX-10RR	1'39.311	1'38.805	1'38.523	1'38.523	1.631	0.174	27
18	74 CALIA Kevin	ITA	Phoenix Suzuki Racing	Suzuki GSX-R1000	1'39.646	1'38.694	1'38.864	1'38.694	1.802	0.171	35
19	155 MARCHIONNI Fabio	ITA	Speed Action by Andreozzi R.C.	Yamaha YZF R1	1'39.093	1'39.437	1'38.713	1'38.713	1.821	0.019	33
20	59 SCHACHT Alex	DEN	EAB Schacht Racing Team	Ducati Panigale R	1'39.736	1'39.799	1'38.728	1'38.728	1.836	0.015	41
21	7 FRITZ Marvin	GER	Bayer-Bikerbox Yamaichi	Yamaha YZF R1	1'39.833	1'39.413	1'38.746	1'38.746	1.854	0.018	32
22	81 BERNARDI Alex	ITA	TheBlackSheepTeam	Yamaha YZF R1	1'39.372	1'40.028	1'38.969	1'38.969	2.077	0.223	42
23	18 CECCHINI Riccardo	ITA	DDM by BWG_Bike & Motor RT_Grimaldi	Kawasaki ZX-10RR	1'39.475	1'40.311	1'38.977	1'38.977	2.085	0.008	35
24	19 PUFFE Julian	GER	Althea MF84	BMW S 1000 RR	1'39.353	1'39.913	1'38.988	1'38.988	2.096	0.011	37
25	6 PUSCEDDU Emanuele	ITA	D.K.Racing	BMW S 1000 RR	1'40.274	1'39.957	1'39.030	1'39.030	2.138	0.042	39
26	51 VIONNET Eric	SUI	Motors Vionnet	BMW S 1000 RR	1'39.653	1'40.119	1'39.368	1'39.368	2.476	0.338	38
27	77 TESSELS Wavne	NED	Agro On-Benjan-Kawasaki	Kawasaki ZX-10RR	1'40.717	1'40.491	1'39.417	1'39.417	2.525	0.049	38
28	34 PINSACH Xavier	ESP	ETG Racing	Kawasaki ZX-10RR	1'40.704	1'39.822	1'39.691	1'39.691	2.799	0.274	41
29	90 FINSTERBUSCH Toni	GER	Agro On-Benjan-Kawasaki	Kawasaki ZX-10RR	1'40.767	1'39.925	1'39.818	1'39.818	2.926	0.127	34
30	32 MOSER Marc	GER	TripleM Racing	Kawasaki ZX-10RR	1'41.197	1'41.003	1'39.845	1'39.845	2.953	0.027	39
31	16 RUIU Gabriele	ITA	Phoenix Suzuki Racing	Suzuki GSX-R1000	1'42.450	1'41.427	1'40.020	1'40.020	3.128	0.175	36
32	22 FUGARDI Stefano	ITA	FM Moto Racing	Yamaha YZF R1	1'41.485	1'40.702	1'40.158	1'40.158	3.266	0.138	40
33	68 SCOTT Glenn	AUS	Agro On-Benjan-Kawasaki	Kawasaki ZX-10RR	1'41.104	1'41.381	1'40.265	1'40.265	3.373	0.107	41
34	92 LEU Bryan	SUI	Team Trasimeno	Yamaha YZF R1	1'41.484	1'40.927	1'40.502	1'40.502	3.610	0.237	32
35	13 SANCHIONI Federico	ITA	Clasitaly	BMW S 1000 RR	1'40.567	1'41.127		1'40.567	3.675	0.065	23
36	46 CUDEVILLE Maxime	FRA	Leader Team Flembbo	Kawasaki ZX-10RR	1'41.542	1'41.325	1'41.420	1'41.325	4.433	0.758	37
37	66 UPTON Daryn	RSA	DDM by BWG_Bike & Motor RT_Grimaldi	Kawasaki ZX-10RR	1'42.611	1'42.450	1'42.083	1'42.083	5.191	0.758	27

17/06/2017

These data/results cannot be reproduced, stored and/or transmitted in whole or in part by any manner of electronic, mechanical, photocopying, recording, broadcasting or otherwise now known or herein after developed without the previous express consent by the copyright owner, except for reproduction in daily press and regular printed publications on sale to the public within 60 days of the event related to those data/results and always provided that copyright symbol appears together as follows below.

© DORNA WSBK ORGANIZATION Srl 2017

FIGR PERUGIA TIMING



Official Tyre Supplier



Official Timekeeper

Riviera di Rimini Round, 16-17-18 June 2017

Superstock 1000 - Results Free Practice 3rd Session

Misano Circuit Sic 58 4.226 m

1 / 2

No.	Rider	Nat	Team	Bike	Time	Gap	Rel.	Laps	Speed	
									Avg	Max
1	5 M. FACCANI	ITA	Althea BMW Racing Team	BMW S 1000 RR	1'36.892			14	157,016	260,2
2	12 M. RINALDI	ITA	Aruba.it Racing - Junior Team	Ducati Panigale R	1'36.976	0.084	0.084	13	156,880	262,1
3	23 F. SANDI	ITA	Berclaz Racing Team	BMW S 1000 RR	1'37.173	0.281	0.197	8	156,562	261,5
4	57 M. JONES	AUS	Aruba.it Racing - Junior Team	Ducati Panigale R	1'37.278	0.386	0.105	14	156,393	260,2
5	54 T. RAZGATLIOGLU	TUR	Kawasaki Puccetti Racing	Kawasaki ZX-10RR	1'37.356	0.464	0.078	14	156,268	262,8
6	2 R. TAMBURINI	ITA	PATA Yamaha Official STK 1000 Team	Yamaha YZF R1	1'37.690	0.798	0.334	13	155,733	260,2
7	21 F. MARINO	FRA	PATA Yamaha Official STK 1000 Team	Yamaha YZF R1	1'37.700	0.808	0.010	15	155,718	260,2
8	121 A. ANDREOZZI	ITA	Speed Action by Andreozzi R.C.	Yamaha YZF R1	1'37.801	0.909	0.101	3	155,557	255,3
9	3 S. SUCHET	SUI	Berclaz Racing Team	BMW S 1000 RR	1'37.925	1.033	0.124	11	155,360	262,8
10	55 I. MYKHALCHYK	UKR	TripleM Racing	Kawasaki ZX-10RR	1'38.004	1.112	0.079	12	155,234	259,0
11	14 K. MANFREDI	ITA	DDM by BWG_Bike & Motor RT_Grimaldi	Kawasaki ZX-10RR	1'38.019	1.127	0.015	12	155,211	257,1
12	70 L. VITALI	ITA	Nuova M2 Racing	Aprilia RSV4 RF	1'38.035	1.143	0.016	11	155,185	258,4
13	41 F. D'ANNUNZIO	ITA	FDA Racing Team	BMW S 1000 RR	1'38.084	1.192	0.049	12	155,108	257,8
14	123 L. SALVADORI	ITA	Tucci Racing Team	Yamaha YZF R1	1'38.261	1.369	0.177	4	154,828	252,9
15	71 M. SCHEIB	CHI	Nuova M2 Racing	Aprilia RSV4 RF	1'38.298	1.406	0.037	15	154,770	257,8
16	31 M. FERRARI	ITA	2R Road Racing	BMW S 1000 RR	1'38.349	1.457	0.051	11	154,690	259,6
17	11 J. GUARNONI	FRA	Pedercini Racing Kawasaki	Kawasaki ZX-10RR	1'38.523	1.631	0.174	3	154,417	258,4
18	155 F. MARCHIONNI	ITA	Speed Action by Andreozzi R.C.	Yamaha YZF R1	1'38.713	1.821	0.190	10	154,120	251,7
19	59 A. SCHACHT	DEN	EAB Schacht Racing Team	Ducati Panigale R	1'38.728	1.836	0.015	13	154,096	257,1
20	7 M. FRITZ	GER	Bayer-Bikerbox Yamaichi	Yamaha YZF R1	1'38.746	1.854	0.018	11	154,068	257,1
21	74 K. CALIA	ITA	Phoenix Suzuki Racing	Suzuki GSX-R1000	1'38.864	1.972	0.118	11	153,884	259,6
22	81 A. BERNARDI	ITA	TheBlackSheepTeam	Yamaha YZF R1	1'38.969	2.077	0.105	13	153,721	251,7
23	18 R. CECCHINI	ITA	DDM by BWG_Bike & Motor RT_Grimaldi	Kawasaki ZX-10RR	1'38.977	2.085	0.008	14	153,708	256,5
24	19 J. PUFFE	GER	Althea MF84	BMW S 1000 RR	1'38.988	2.096	0.011	13	153,691	261,5
25	6 E. PUSCEDDU	ITA	D.K.Racing	BMW S 1000 RR	1'39.030	2.138	0.042	12	153,626	251,7
26	51 E. VIONNET	SUI	Motors Vionnet	BMW S 1000 RR	1'39.368	2.476	0.338	14	153,104	260,9
27	77 W. TESSELS	NED	Agro On-Benjan-Kawasaki	Kawasaki ZX-10RR	1'39.417	2.525	0.049	14	153,028	252,9
28	34 X. PINSACH	ESP	ETG Racing	Kawasaki ZX-10RR	1'39.691	2.799	0.274	13	152,608	259,0
29	90 T. FINSTERBUSCH	GER	Agro On-Benjan-Kawasaki	Kawasaki ZX-10RR	1'39.818	2.926	0.127	13	152,413	255,3
30	32 M. MOSER	GER	TripleM Racing	Kawasaki ZX-10RR	1'39.845	2.953	0.027	13	152,372	252,3
31	16 G. RUIU	ITA	Phoenix Suzuki Racing	Suzuki GSX-R1000	1'40.020	3.128	0.175	13	152,106	259,6
32	22 S. FUGARDI	ITA	FM Moto Racing	Yamaha YZF R1	1'40.158	3.266	0.138	11	151,896	253,5
33	68 G. SCOTT	AUS	Agro On-Benjan-Kawasaki	Kawasaki ZX-10RR	1'40.265	3.373	0.107	13	151,734	258,4
34	92 B. LEU	SUI	Team Trasimeno	Yamaha YZF R1	1'40.502	3.610	0.237	13	151,376	255,9
35	46 M. CUDEVILLE	FRA	Leader Team Flembbo	Kawasaki ZX-10RR	1'41.420	4.528	0.918	12	150,006	252,9
36	66 D. UPTON	RSA	DDM by BWG_Bike & Motor RT_Grimaldi	Kawasaki ZX-10RR	1'42.083	5.191	0.663	9	149,032	252,9
37	13 F. SANCHIONI	ITA	Clasitaly	BMW S 1000 RR				0		

Qualifying Lap Time (107% of 1'36.892): 1'43.675

N.13 (Sanchioni F.) has been declared unfit after FP2

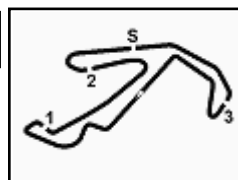
AIR	Humidity:	62%	Temp:	26°C
TRACK	Condition:	Dry	Temp:	37°C

Records	Pole	2015	L.Savadori	1'36.384	157,840	Km/h
	Race (RC)	2016	R.De Rosa	1'36.725	157,290	Km/h
	Circuit	2015	L.Savadori	1'36.384	157,840	Km/h

Start 17/06/2017 09:45 End 10:17 The results are provisional until the end of the time limit for protests and appeals and the completion of the technical checks.

These data/results cannot be reproduced, stored and/or transmitted in whole or in part by any manner of electronic, mechanical, photocopying, recording, broadcasting or otherwise now known or herein after developed without the previous express consent by the copyright owner, except for reproduction in daily press and regular printed publications on sale to the public within 60 days of the event related to those data/results and always provided that copyright symbol appears together as follows below.

© DORNA WSBK ORGANIZATION Srl 2017



Riviera di Rimini Round, 16-17-18 June 2017

Superstock 1000 - Results Free Practice 3rd Session

Misano Circuit Sic 58.4.226 m

2 / 2

Session Highlights

Local Time	No. Rider	Description
09.45.00		Start
09.50.27	16 G. RUIU	Lap Cancelled (1'41.327) - Exceeded Track Limits - Turn 11
09.51.24	16 G. RUIU	Lap Cancelled - Exceeded Track Limits - Turn 11
09.53.03	11 J. GUARNONI	Lap Cancelled (1'38.674) - Exceeded Track Limits - Turn 11
09.53.52	11 J. GUARNONI	Crashed - Turn 3
09.54.12	121 A. ANDREOZZI	Crashed - Turn 6
09.54.17	81 A. BERNARDI	Lap Cancelled - Exceeded Track Limits - Turn 11
09.54.22	74 K. CALIA	Lap Cancelled - Exceeded Track Limits - Turn 11
10.00.46	123 L. SALVADORI	Crashed - Turn 4
10.01.38	71 M. SCHEIB	Lap Cancelled - Exceeded Track Limits - Turn 11
10.05.35	16 G. RUIU	Lap Cancelled - Exceeded Track Limits - Turn 11
10.09.02	46 M. CUDEVILLE	Lap Cancelled (1'42.514) - Exceeded Track Limits - Turn 11
10.09.51	54 T. RAZGATLIOGLU	Lap Cancelled - Exceeded Track Limits - Turn 11
10.09.56	21 F. MARINO	Lap Cancelled - Exceeded Track Limits - Turn 11
10.11.23	31 M. FERRARI	Technical Problem - Turn 8
10.12.24	31 M. FERRARI	Re-joined
10.17.05		End Of Session

Fastest Laps Sequence

No. Rider	Nat	Team	Bike	Local Time	Time	Gap	Avg
155 F. MARCHIONNI	ITA	Speed Action by Andreozzi R.C.	Yamaha YZF R1	09:48'35.708	1'39.655		152,663
21 F. MARINO	FRA	PATA Yamaha Official STK 1000 Team	Yamaha YZF R1	09:48'44.232	1'39.118	-0.537	153,490
123 L. SALVADORI	ITA	Tucci Racing Team	Yamaha YZF R1	09:48'44.717	1'38.628	-0.490	154,252
12 M. RINALDI	ITA	Aruba.it Racing - Junior Team	Ducati Panigale R	09:49'48.007	1'38.053	-0.575	155,157
57 M. JONES	AUS	Aruba.it Racing - Junior Team	Ducati Panigale R	09:51'18.454	1'37.790	-0.263	155,574
12 M. RINALDI	ITA	Aruba.it Racing - Junior Team	Ducati Panigale R	09:51'25.692	1'37.685	-0.105	155,741
57 M. JONES	AUS	Aruba.it Racing - Junior Team	Ducati Panigale R	09:52'55.732	1'37.278	-0.407	156,393
23 F. SANDI	ITA	Berclaz Racing Team	BMW S 1000 RR	10:00'48.907	1'37.241	-0.037	156,453
23 F. SANDI	ITA	Berclaz Racing Team	BMW S 1000 RR	10:04'10.028	1'37.173	-0.068	156,562
5 M. FACCANI	ITA	Althea BMW Racing Team	BMW S 1000 RR	10:11'21.122	1'36.892	-0.281	157,016

Start 17/06/2017 09:45 End 10:17 The results are provisional until the end of the time limit for protests and appeals and the completion of the technical checks.

These data/results cannot be reproduced, stored and/or transmitted in whole or in part by any manner of electronic, mechanical, photocopying, recording, broadcasting or otherwise now known or herein after developed without the previous express consent by the copyright owner, except for reproduction in daily press and regular printed publications on sale to the public within 60 days of the event related to those data/results and always provided that copyright symbol appears together as follows below.

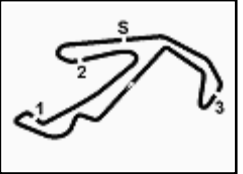
© DORNA WSBK ORGANIZATION Srl 2017



4.3

STK1000

120/05



Riviera di Rimini Round, 16-17-18 June 2017

Superstock 1000 - Best Sector & Speed Free Practice 3rd Session

Misano Circuit Sic 58 4.226 m

BEST LAP

1	5 M. FACCANI	BMW S 1000 RR	1'36.892
2	12 M. RINALDI	Ducati Panigale R	1'36.976
3	23 F. SANDI	BMW S 1000 RR	1'37.173
4	57 M. JONES	Ducati Panigale R	1'37.278
5	54 T. RAZGATLIOGLU	Kawasaki ZX-10RR	1'37.356
6	2 R. TAMBURINI	Yamaha YZF R1	1'37.690
7	21 F. MARINO	Yamaha YZF R1	1'37.700
8	121 A. ANDREOZZI	Yamaha YZF R1	1'37.801
9	3 S. SUCHET	BMW S 1000 RR	1'37.925
10	55 I. MYKHALCHYK	Kawasaki ZX-10RR	1'38.004
11	14 K. MANFREDI	Kawasaki ZX-10RR	1'38.019
12	70 L. VITALI	Aorilia RSV4 RF	1'38.035
13	41 F. D'ANNUNZIO	BMW S 1000 RR	1'38.084
14	123 L. SALVADORI	Yamaha YZF R1	1'38.261
15	71 M. SCHEIB	Aorilia RSV4 RF	1'38.298
16	31 M. FERRARI	BMW S 1000 RR	1'38.349
17	11 J. GUARNONI	Kawasaki ZX-10RR	1'38.523
18	155 F. MARCHIONNI	Yamaha YZF R1	1'38.713
19	59 A. SCHACHT	Ducati Panigale R	1'38.728
20	7 M. FRITZ	Yamaha YZF R1	1'38.746
21	74 K. CALIA	Suzuki GSX-R1000	1'38.864
22	81 A. BERNARDI	Yamaha YZF R1	1'38.969
23	18 R. CECCHINI	Kawasaki ZX-10RR	1'38.977
24	19 J. PUFFE	BMW S 1000 RR	1'38.988
25	6 E. PUSCEDDU	BMW S 1000 RR	1'39.030
26	51 E. VIONNET	BMW S 1000 RR	1'39.368
27	77 W. TESSELS	Kawasaki ZX-10RR	1'39.417
28	34 X. PINSACH	Kawasaki ZX-10RR	1'39.691
29	90 T. FINSTERBUSCH	Kawasaki ZX-10RR	1'39.818
30	32 M. MOSER	Kawasaki ZX-10RR	1'39.845
31	16 G. RUIU	Suzuki GSX-R1000	1'40.020
32	22 S. FUGARDI	Yamaha YZF R1	1'40.158
33	68 G. SCOTT	Kawasaki ZX-10RR	1'40.265
34	92 B. LEU	Yamaha YZF R1	1'40.502
35	46 M. CUDEVILLE	Kawasaki ZX-10RR	1'41.420
36	66 D. UPTON	Kawasaki ZX-10RR	1'42.083
37	13 F. SANCHIONI	BMW S 1000 RR	

SPEED

1	3 S. SUCHET	BMW S 1000 RR	262.8
2	54 T. RAZGATLIOGLU	Kawasaki ZX-10RR	262.8
3	12 M. RINALDI	Ducati Panigale R	262.1
4	23 F. SANDI	BMW S 1000 RR	261.5
5	19 J. PUFFE	BMW S 1000 RR	261.5
6	51 E. VIONNET	BMW S 1000 RR	260.9
7	5 M. FACCANI	BMW S 1000 RR	260.2
8	2 R. TAMBURINI	Yamaha YZF R1	260.2
9	57 M. JONES	Ducati Panigale R	260.2
10	21 F. MARINO	Yamaha YZF R1	260.2
11	31 M. FERRARI	BMW S 1000 RR	259.6
12	16 G. RUIU	Suzuki GSX-R1000	259.6
13	74 K. CALIA	Suzuki GSX-R1000	259.6
14	55 I. MYKHALCHYK	Kawasaki ZX-10RR	259.0
15	34 X. PINSACH	Kawasaki ZX-10RR	259.0
16	68 G. SCOTT	Kawasaki ZX-10RR	258.4
17	70 L. VITALI	Aorilia RSV4 RF	258.4
18	11 J. GUARNONI	Kawasaki ZX-10RR	258.4
19	41 F. D'ANNUNZIO	BMW S 1000 RR	257.8
20	71 M. SCHEIB	Aorilia RSV4 RF	257.8
21	14 K. MANFREDI	Kawasaki ZX-10RR	257.1
22	59 A. SCHACHT	Ducati Panigale R	257.1
23	7 M. FRITZ	Yamaha YZF R1	257.1
24	18 R. CECCHINI	Kawasaki ZX-10RR	256.5
25	92 B. LEU	Yamaha YZF R1	255.9
26	90 T. FINSTERBUSCH	Kawasaki ZX-10RR	255.3
27	121 A. ANDREOZZI	Yamaha YZF R1	255.3
28	22 S. FUGARDI	Yamaha YZF R1	253.5
29	123 L. SALVADORI	Yamaha YZF R1	252.9
30	77 W. TESSELS	Kawasaki ZX-10RR	252.9
31	46 M. CUDEVILLE	Kawasaki ZX-10RR	252.9
32	66 D. UPTON	Kawasaki ZX-10RR	252.9
33	32 M. MOSER	Kawasaki ZX-10RR	252.3
34	155 F. MARCHIONNI	Yamaha YZF R1	251.7
35	6 E. PUSCEDDU	BMW S 1000 RR	251.7
36	81 A. BERNARDI	Yamaha YZF R1	251.7

SEG. 1		SEG. 2		SEG. 3		SEG. 4		SEG. 5			
1	5 M. FACCANI	26.588	1	12 M. RINALDI	21.818	1	54 T. RAZGATLIOGLU	12.789	1	12 M. RINALDI	21.707
2	23 F. SANDI	26.789	2	23 F. SANDI	21.915	2	3 S. SUCHET	13.364	2	71 M. SCHEIB	21.780
3	12 M. RINALDI	26.821	3	5 M. FACCANI	21.929	3	121 A. ANDREOZZI	13.370	3	21 F. MARINO	21.822
4	2 R. TAMBURINI	26.911	4	3 S. SUCHET	22.018	4	5 M. FACCANI	13.374	4	23 F. SANDI	21.842
5	21 F. MARINO	26.970	5	14 K. MANFREDI	22.067	5	41 F. D'ANNUNZIO	13.392	5	5 M. FACCANI	21.845
6	121 A. ANDREOZZI	26.980	6	54 T. RAZGATLIOGLU	22.070	6	57 M. JONES	13.396	6	57 M. JONES	21.852
7	14 K. MANFREDI	26.984	7	121 A. ANDREOZZI	22.072	7	54 T. RAZGATLIOGLU	13.439	7	55 I. MYKHALCHYK	21.868
8	54 T. RAZGATLIOGLU	26.999	8	71 M. SCHEIB	22.086	8	70 L. VITALI	13.439	8	3 S. SUCHET	21.890
9	71 M. SCHEIB	27.022	9	57 M. JONES	22.094	9	2 R. TAMBURINI	13.441	9	121 A. ANDREOZZI	21.901
10	123 L. SALVADORI	27.037	10	2 R. TAMBURINI	22.097	10	21 F. MARINO	13.459	10	41 F. D'ANNUNZIO	21.906
11	70 L. VITALI	27.055	11	21 F. MARINO	22.104	11	12 M. RINALDI	13.464	11	19 J. PUFFE	21.907
12	57 M. JONES	27.056	12	41 F. D'ANNUNZIO	22.184	12	59 A. SCHACHT	13.474	12	5 M. FACCANI	21.923
13	55 I. MYKHALCHYK	27.061	13	70 L. VITALI	22.202	13	11 J. GUARNONI	13.495	13	55 I. MYKHALCHYK	21.938
14	41 F. D'ANNUNZIO	27.099	14	51 E. VIONNET	22.285	14	55 I. MYKHALCHYK	13.519	14	70 L. VITALI	21.969
15	31 M. FERRARI	27.114	15	19 J. PUFFE	22.291	15	71 M. SCHEIB	13.529	15	7 M. FRITZ	21.988
16	3 S. SUCHET	27.150	16	11 J. GUARNONI	22.310	16	7 M. FRITZ	13.543	16	18 R. CECCHINI	21.989
17	155 F. MARCHIONNI	27.174	17	55 I. MYKHALCHYK	22.330	17	16 G. RUIU	13.558	17	81 A. BERNARDI	22.038
18	18 R. CECCHINI	27.194	18	74 K. CALIA	22.347	18	14 K. MANFREDI	13.575	18	2 R. TAMBURINI	22.058
19	6 E. PUSCEDDU	27.226	19	31 M. FERRARI	22.365	19	19 J. PUFFE	13.577	19	11 J. GUARNONI	22.061
20	81 A. BERNARDI	27.231	20	6 E. PUSCEDDU	22.367	20	123 L. SALVADORI	13.581	20	59 A. SCHACHT	22.097
21	7 M. FRITZ	27.232	21	59 A. SCHACHT	22.379	21	31 M. FERRARI	13.593	21	3 S. SUCHET	22.101
22	77 W. TESSELS	27.232	22	81 A. BERNARDI	22.450	22	18 R. CECCHINI	13.600	22	74 K. CALIA	22.103
23	59 A. SCHACHT	27.250	23	123 L. SALVADORI	22.480	23	68 G. SCOTT	13.610	23	90 T. FINSTERBUSCH	22.108
24	11 J. GUARNONI	27.285	24	34 X. PINSACH	22.504	24	74 K. CALIA	13.611	24	41 F. D'ANNUNZIO	22.186
25	74 K. CALIA	27.336	25	18 R. CECCHINI	22.504	25	6 E. PUSCEDDU	13.615	25	6 E. PUSCEDDU	22.198
26	51 E. VIONNET	27.400	26	77 W. TESSELS	22.517	26	81 A. BERNARDI	13.656	26	32 M. MOSER	22.242
27	22 S. FUGARDI	27.473	27	7 M. FRITZ	22.525	27	90 T. FINSTERBUSCH	13.663	27	92 B. LEU	22.257
28	19 J. PUFFE	27.494	28	90 T. FINSTERBUSCH	22.555	28	51 E. VIONNET	13.669	28	77 W. TESSELS	22.272
29	34 X. PINSACH	27.511	29	155 F. MARCHIONNI	22.559	29	22 S. FUGARDI	13.680	29	51 E. VIONNET	22.272
30	32 M. MOSER	27.551	30	32 M. MOSER	22.589	30	155 F. MARCHIONNI	13.695	30	68 G. SCOTT	22.288
31	90 T. FINSTERBUSCH	27.632	31	68 G. SCOTT	22.618	31	92 B. LEU	13.717	31	90 T. FINSTERBUSCH	22.370
32	16 G. RUIU	27.678	32	16 G. RUIU	22.642	32	46 M. CUDEVILLE	13.734	32	22 S. FUGARDI	22.387
33	92 B. LEU	27.764	33	92 B. LEU	22.663	33	77 W. TESSELS	13.737	33	34 X. PINSACH	22.411
34	46 M. CUDEVILLE	27.873	34	46 M. CUDEVILLE	22.883	34	34 X. PINSACH	13.749	34	71 M. SCHEIB	22.567
35	68 G. SCOTT	27.977	35	22 S. FUGARDI	22.895	35	32 M. MOSER	13.788	35	46 M. CUDEVILLE	22.669
36	66 D. UPTON	28.105	36	66 D. UPTON	22.940	36	66 D. UPTON	13.892	36	66 D. UPTON	22.797

17/06/2017

These data/results cannot be reproduced, stored and/or transmitted in whole or in part by any manner of electronic, mechanical, photocopying, recording, broadcasting or otherwise now known or herein after developed without the previous express consent by the copyright owner, except for reproduction in daily press and regular printed publications on sale to the public within 60 days of the event related to those data/results and always provided that copyright symbol appears together as follows below.

© DORNA WSBK ORGANIZATION Srl 2017

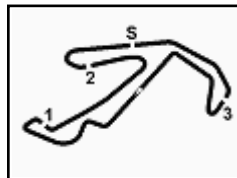
FICR PERUGIA TIMING



Official Tyre Supplier



Official Timekeeper



Riviera di Rimini Round, 16-17-18 June 2017

Superstock 1000 - Ideal Times Free Practice 3rd Session

Misano Circuit Sic 58 4.226 m

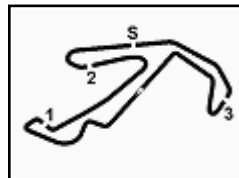
1 / 2

No.	Rider	Nat	Bike	Seg. 1	Seg. 2	Seg. 3	Seg. 4	Seg. 5	Ideal Time			
				Diff. 1	Diff. 2	Diff. 3	Diff. 4	Diff. 5	Best Lap	Pos.	Diff.	
1	5 M. FACCANI	ITA	BMW S 1000 RR	26.588	21.929	13.374	13.156	21.845	1'36.892	1'36.892	2	
2	23 F. SANDI	ITA	BMW S 1000 RR	26.789	21.915	13.361	13.001	21.842	1'36.908	1'37.173	4	0.265
3	12 M. RINALDI	ITA	Ducati Panigale R	26.821	21.818	13.464	13.118	21.707	1'36.928	1'36.976	3	0.048
4	57 M. JONES	AUS	Ducati Panigale R	27.056	22.094	13.396	12.816	21.852	1'37.214	1'37.278	5	0.064
5	54 T. RAZGATLIOGLU	TUR	Kawasaki ZX-10RR	26.999	22.070	13.439	12.789	21.938	1'37.235	1'37.356	6	0.121
6	121 A. ANDREOZZI	ITA	Yamaha YZF R1	26.980	22.072	13.370	12.976	21.901	1'37.299	1'37.801	9	0.502
7	21 F. MARINO	FRA	Yamaha YZF R1	26.970	22.104	13.459	13.096	21.822	1'37.451	1'37.700	8	0.249
8	2 R. TAMBURINI	ITA	Yamaha YZF R1	26.911	22.097	13.441	13.260	21.907	1'37.616	1'37.690	7	0.074
9	14 K. MANFREDI	ITA	Kawasaki ZX-10RR	26.984	22.067	13.575	13.078	21.923	1'37.627	1'38.019	12	0.392
10	3 S. SUCHET	SUI	BMW S 1000 RR	27.150	22.018	13.364	13.278	21.890	1'37.700	1'37.925	10	0.225
11	70 L. VITALI	ITA	Aprilia RSV4 RF	27.055	22.202	13.439	13.186	21.989	1'37.871	1'38.035	13	0.164
12	41 F. D'ANNUNZIO	ITA	BMW S 1000 RR	27.099	22.184	13.392	13.352	21.906	1'37.933	1'38.084	14	0.151
13	55 I. MYKHALCHYK	UKR	Kawasaki ZX-10RR	27.061	22.330	13.519	13.168	21.868	1'37.946	1'38.004	11	0.058
14	71 M. SCHEIB	CHI	Aprilia RSV4 RF	27.022	22.086	13.529	13.567	21.780	1'37.984	1'38.298	16	0.314
15	31 M. FERRARI	ITA	BMW S 1000 RR	27.114	22.365	13.593	12.991	22.058	1'38.121	1'38.349	17	0.228
16	123 L. SALVADORI	ITA	Yamaha YZF R1	27.037	22.480	13.581	13.104	21.969	1'38.171	1'38.261	15	0.090
17	59 A. SCHACHT	DEN	Ducati Panigale R	27.250	22.379	13.474	13.275	22.038	1'38.416	1'38.728	20	0.312
18	11 J. GUARNONI	FRA	Kawasaki ZX-10RR	27.285	22.310	13.495	13.267	22.061	1'38.418	1'38.523	18	0.105
19	81 A. BERNARDI	ITA	Yamaha YZF R1	27.231	22.450	13.656	13.213	21.988	1'38.538	1'38.969	23	0.431
20	155 F. MARCHIONNI	ITA	Yamaha YZF R1	27.174	22.559	13.695	13.134	22.101	1'38.663	1'38.713	19	0.050
21	7 M. FRITZ	GER	Yamaha YZF R1	27.232	22.525	13.543	13.189	22.198	1'38.687	1'38.746	21	0.059
22	18 R. CECCHINI	ITA	Kawasaki ZX-10RR	27.194	22.504	13.600	13.209	22.186	1'38.693	1'38.977	24	0.284
23	74 K. CALIA	ITA	Suzuki GSX-R1000	27.336	22.347	13.611	13.305	22.108	1'38.707	1'38.864	22	0.157
24	19 J. PUFFE	GER	BMW S 1000 RR	27.494	22.291	13.577	13.150	22.272	1'38.784	1'38.988	25	0.204
25	6 E. PUSCEDDU	ITA	BMW S 1000 RR	27.226	22.367	13.615	13.366	22.257	1'38.831	1'39.030	26	0.199
26	51 E. VIONNET	SUI	BMW S 1000 RR	27.400	22.285	13.669	13.459	22.097	1'38.910	1'39.368	27	0.458
27	77 W. TESSELS	NED	Kawasaki ZX-10RR	27.232	22.517	13.737	13.456	22.242	1'39.184	1'39.417	28	0.233
28	16 G. RUIU	ITA	Suzuki GSX-R1000	27.678	22.642	13.558	13.514	22.103	1'39.495	1'40.020	32	0.525
29	90 T. FINSTERBUSCH	GER	Kawasaki ZX-10RR	27.632	22.555	13.663	13.350	22.370	1'39.570	1'39.818	30	0.248
30	34 X. PINSACH	ESP	Kawasaki ZX-10RR	27.511	22.504	13.749	13.558	22.272	1'39.594	1'39.691	29	0.097
31	32 M. MOSER	GER	Kawasaki ZX-10RR	27.551	22.589	13.788	13.403	22.387	1'39.718	1'39.845	31	0.127
32	68 G. SCOTT	AUS	Kawasaki ZX-10RR	27.977	22.618	13.610	13.491	22.288	1'39.984	1'40.265	34	0.281
33	92 B. LEU	SUI	Yamaha YZF R1	27.764	22.663	13.717	13.450	22.411	1'40.005	1'40.502	35	0.497

17/06/2017

These data/results cannot be reproduced, stored and/or transmitted in whole or in part by any manner of electronic, mechanical, photocopying, recording, broadcasting or otherwise now known or herein after developed without the previous express consent by the copyright owner, except for reproduction in daily press and regular printed publications on sale to the public within 60 days of the event related to those data/results and always provided that copyright symbol appears together as follows below.

© DORNA WSBK ORGANIZATION Srl 2017



Riviera di Rimini Round, 16-17-18 June 2017

Superstock 1000 - Ideal Times Free Practice 3rd Session

 Misano Circuit Sic 58 4.226 m
2 / 2

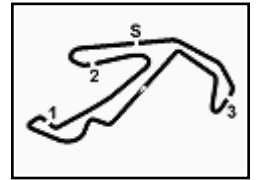
No. Rider	Nat	Bike	Seg. 1	Seg. 2	Seg. 3	Seg. 4	Seg. 5	Ideal Time			
			Diff. 1	Diff. 2	Diff. 3	Diff. 4	Diff. 5	Best Lap	Pos.	Diff.	
34	22 S. FUGARDI	ITA	Yamaha YZF R1	27.473	22.895	13.680	13.543	22.567	1'40.158	33	
35	46 M. CUDEVILLE	FRA	Kawasaki ZX-10RR	27.873 0.191	22.883 0.399	13.734 0.041	13.615 0.015	22.669	1'40.774	36	0.646
36	66 D. UPTON	RSA	Kawasaki ZX-10RR	28.105 0.480	22.940	13.892	13.869	22.797	1'41.603	37	0.480
			Overall Ideal Time	26.588	21.818	13.361	12.789	21.707	1'36.263		

17/06/2017
 These data/results cannot be reproduced, stored and/or transmitted in whole or in part by any manner of electronic, mechanical, photocopying, recording, broadcasting or otherwise now known or herein after developed without the previous express consent by the copyright owner, except for reproduction in daily press and regular printed publications on sale to the public within 60 days of the event related to those data/results and always provided that copyright symbol appears together as follows below.
 © DORNA WSBK ORGANIZATION Srl 2017





4.5
STK1000
120/05



Riviera di Rimini Round, 16-17-18 June 2017

Superstock 1000 - Chronological Analysis Free Practice 3rd Session

Misano Circuit Sic 58 4.226 m

1 / 4

1° 5 M. FACCANI (1'36.892)								
Lap	Seg. 1	Seg. 2	Seg. 3	Seg. 4	Seg. 5	Lap Time	km/h	Local Time
1	27.611	23.932	14.215	13.823	22.551	1'38.538	255.9	9:48'14.522
2	27.041	22.285	13.381	13.241	22.020	1'38.048	256.5	9:49'53.060
3	27.073	22.072	13.579	13.242	22.114	1'37.672	260.2	9:51'31.108
4	27.055	21.954	13.401	13.196	22.048	1'36.772	260.2	9:53'08.780
5	27.179	22.141	13.569	13.217	22.091	1'38.073	260.2	9:54'46.853
6	27.179	22.159	13.529	13.279	21.987	1'38.133	258.4	9:56'24.986
7	27.249	22.167	13.423	13.830	22.060	1'38.729	259.0	9:58'03.715
8	27.061	22.125	13.473	13.319	21.997	1'37.975	257.8	9:59'41.690
9	27.652	22.141	13.569	13.217	22.091	1'38.073	260.2	10:01'39.668
10	26.928	22.079	13.524	13.660	21.857	1'36.892	258.4	10:03'31.917
11	4'59.258	23.515	13.815	13.716	22.009	6'12.313 P	255.9	10:09'44.230
12	26.588	21.929	13.374	13.156	21.845	1'36.892	258.4	10:11'21.122
13	26.831	22.082	13.489	13.189	21.888	1'37.479	257.8	10:12'58.601
14	26.832	21.970	13.530	13.255	21.984	1'37.571	257.8	10:14'36.172
15	26.892	22.047	13.642	13.350	21.971	1'37.902	257.8	10:16'14.074

2° 12 M. RINALDI (1'36.976)								
Lap	Seg. 1	Seg. 2	Seg. 3	Seg. 4	Seg. 5	Lap Time	km/h	Local Time
1	27.003	23.506	14.023	13.607	22.450	1'38.053	259.6	9:48'09.954
2	26.998	22.134	13.527	13.477	21.912	1'37.685	259.0	9:49'48.007
3	26.881	22.049	13.586	13.315	21.737	1'37.685	259.0	9:51'25.692
4	26.870	22.000	13.563	13.353	21.852	1'37.649	259.6	9:53'03.341
5	3'44.584	23.002	14.020	13.625	23.111	5'52.428 P	256.5	9:54'55.769
6	26.901	24.435	15.669	13.543	22.063	5'00.294 P	257.8	9:59'56.063
7	26.929	22.041	13.554	13.296	21.797	1'37.589	258.4	10:01'33.652
8	26.929	22.041	13.554	13.296	21.797	1'37.589	258.4	10:03'11.643
9	26.929	21.966	13.596	13.526	21.974	1'37.991	259.0	10:04'49.723
10	26.929	22.318	13.541	13.338	21.957	1'38.080	259.6	10:06'27.612
11	27.124	22.059	13.565	13.310	21.831	1'37.889	257.8	10:08'13.800
12	27.560	22.675	13.728	13.712	28.513	1'46.188 P	255.9	10:11'58.266
13	2'21.103	22.583	13.870	14.551	22.361	3'44.468 P	158.6	10:13'35.244
14	26.842	21.845	13.464	13.118	21.707	1'36.976	260.9	10:15'12.367
15	26.821	21.818	13.504	13.179	21.801	1'37.123	262.1	10:15'12.367

3° 23 F. SANDI (1'37.173)								
Lap	Seg. 1	Seg. 2	Seg. 3	Seg. 4	Seg. 5	Lap Time	km/h	Local Time
1	27.224	23.887	14.608	14.142	26.255	1'38.722	260.2	9:48'10.763
2	27.150	22.599	13.591	13.119	22.189	1'37.726	260.2	9:49'49.485
3	29.506	22.386	13.463	13.249	22.099	1'38.347	260.9	9:51'27.832
4	26.988	22.588	14.081	13.562	22.712	1'43.834	257.8	9:59'11.666
5	29.937	22.045	13.361	13.001	21.846	1'37.241	261.5	10:00'48.907
6	26.789	24.551	13.781	13.358	22.321	1'43.948	256.5	10:02'32.855
7	28.569	21.915	13.428	13.199	21.842	1'37.173	260.2	10:04'10.028
8	27.460	28.937	14.089	13.440	22.156	9'51.427	258.4	10:14'01.455
9	27.460	22.387	13.543	13.163	22.085	1'38.638	260.9	10:15'40.093

4° 57 M. JONES (1'37.278)								
Lap	Seg. 1	Seg. 2	Seg. 3	Seg. 4	Seg. 5	Lap Time	km/h	Local Time
1	27.721	25.682	14.853	15.480	28.090	1'38.808	256.5	9:48'01.856
2	27.197	22.345	13.610	13.083	22.049	1'38.808	256.5	9:49'40.664
3	27.060	22.277	13.515	12.853	21.948	1'37.790	258.4	9:51'18.454
4	28.014	22.094	13.396	12.816	21.912	1'37.278	260.2	9:52'55.732
5	27.213	22.448	13.486	13.112	21.869	1'38.929	258.4	9:54'34.661
6	27.149	22.182	13.553	13.018	21.984	1'37.950	256.5	9:56'12.611
7	27.184	22.154	13.579	13.195	21.979	1'38.018	257.1	9:57'50.629
8	28.533	22.181	13.500	13.057	22.000	1'37.960	257.1	9:59'28.589
9	4'08.978	23.109	13.716	13.764	30.058	1'49.180 P	251.2	10:01'17.769
10	27.339	23.799	13.799	13.799	22.488	5'52.097 P	255.9	10:07'09.866
11	27.240	22.388	14.131	13.207	22.040	1'39.105	253.5	10:08'48.971
12	27.240	22.258	13.522	12.986	22.011	1'38.017	257.8	10:10'26.988
13	27.154	22.254	13.565	13.120	22.063	1'38.156	259.0	10:12'05.144
14	27.056	22.155	13.478	12.912	21.854	1'37.455	258.4	10:13'42.599
15	27.141	22.199	13.509	13.004	21.852	1'37.705	257.8	10:15'20.304

5° 54 T. RAZGATLIOGLU (1'37.356)								
Lap	Seg. 1	Seg. 2	Seg. 3	Seg. 4	Seg. 5	Lap Time	km/h	Local Time
1	27.568	23.245	13.722	14.568	26.689	1'45.217	262.8	9:47'03.301
2	27.473	22.505	13.635	13.547	23.870	1'39.236	260.2	9:48'48.518
3	30.690	22.352	13.462	13.547	22.402	1'39.236	260.2	9:50'27.754
4	27.337	25.165	13.976	13.324	22.312	1'45.467	257.1	9:52'13.221
5	27.375	22.430	13.536	12.948	22.244	1'38.495	257.8	9:53'51.716
6	27.358	23.163	19.673	17.929	22.690	1'57.830	115.1	9:55'49.546
7	27.358	22.680	13.667	13.691	26.741	1'44.137 P	255.3	9:57'33.683
8	4'34.784	26.257	13.756	13.151	22.497	5'50.445 P	255.3	10:05'03.128
9	27.582	22.545	13.598	13.010	22.204	1'38.939	259.9	10:07'24.067
10	27.106	22.080	13.439	12.793	21.938	1'37.356	259.0	10:06'40.423
11	29.378	30.492	19.037	13.665	22.209	1'54.781	206.9	10:08'35.204

17/06/2017 P = Pits In/Out - C = Lap-Time Cancelled

These data/results cannot be reproduced, stored and/or transmitted in whole or in part by any manner of electronic, mechanical, photocopying, recording, broadcasting or otherwise now known or herein after developed without the previous express consent by the copyright owner, except for reproduction in daily press and regular printed publications on sale to the public within 60 days of the event related to those data/results and always provided that copyright symbol appears together as follows below.

© DORNA WSBK ORGANIZATION Srl 2017

11	26.999	22.231	13.444	12.789	22.113	1'37.576 C	259.0	10:10'12.780
12	27.149	22.070	13.509	12.789	22.055	1'37.572	260.2	10:11'50.352
13	27.432	22.115	13.464	13.352	22.457	1'38.820	262.1	10:13'29.172
14	27.750	22.319	13.560	12.990	22.403	1'39.022	259.0	10:15'08.194

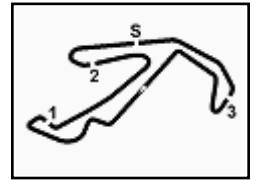
6° 2 R. TAMBURINI (1'37.690)								
Lap	Seg. 1	Seg. 2	Seg. 3	Seg. 4	Seg. 5	Lap Time	km/h	Local Time
1	28.298	26.120	16.047	16.380	30.196	1'42.674	247.1	9:47'07.028
2	27.364	22.962	14.005	14.180	23.229	1'39.448	252.9	9:48'49.702
3	31.678	22.469	13.529	13.748	22.338	1'39.448	258.4	9:50'29.150
4	27.128	20.613	15.519	13.841	22.314	1'53.965	253.5	9:52'23.115
5	27.128	22.370	13.452	13.376	22.047	1'38.373	260.2	9:54'01.488
6	27.107	22.316	13.529	13.363	22.014	1'38.329	259.0	9:55'39.817
7	27.119	22.159	13.546	13.388	22.015	1'38.227	257.8	9:57'18.044
8	34.030	25.605	14.431	14.307	29.683	1'58.056 P	249.4	9:59'16.100
9	6'49.181	23.467	14.433	13.703	22.123	8'02.907 P	239.5	10:07'19.007
10	26.911	22.121	13.453	13.298	21.907	1'37.690	258.4	10:08'56.697
11	27.032	22.097	13.441	13.294	22.018	1'37.882	257.8	10:10'34.579
12	30.692	23.509	13.980	13.816	22.557	1'44.554	250.0	10:12'19.133
13	27.011	22.112	13.525	13.260	21.978	1'37.886	257.8	10:13'57.019
14	27.063	22.170	13.513	13.356	21.968	1'38.070	257.8	10:15'35.089

7° 21 F. MARINO (1'37.700)								
Lap	Seg. 1	Seg. 2	Seg. 3	Seg. 4	Seg. 5	Lap Time	km/h	Local Time
1	49.298	23.402	13.781	14.116	22.238	2'02.835 P	254.7	9:45'02.279
2	27.576	22.368	13.653	13.378	22.143	1'39.118	259.6	9:48'44.232
3	27.589	22.206	13.637	13.675	20.258	1'47.365 P	260.2	9:50'31.597
4	5'00.336	23.461	14.052	13.586	22.373	6'13.808 P	244.9	9:56'45.405
5	27.188	22.240	13.544	13.187	21.894	1'38.053	256.5	9:58'23.458
6	26.992	22.310	13.470	13.097	21.933	1'37.802	257.8	10:00'01.260
7	27.051	22.178	13.539	13.097	26.416	1'42.281	260.2	10:01'43.541
8	27.503	29.286	13.870	13.322	22.022	1'46.003	255.3	10:03'29.544
9	27.034	22.118	13.545	13.136	21.914	1'37.747	257.1	10:05'07.291
10	27.016	22.160	13.495	13.096	21.933	1'37.700	257.1	10:06'44.991
11	26.970	22.191	22.387	14.580	27.848	1'53.976	177.6	10:08'38.967
12	27.499	22.186	13.459	13.055	21.899	1'38.098 C	257.1	10:10'17.065
13	27.061	22.104	13.508	13.223	21.913	1'37.809	258.4	10:11'54.874
14	27.103	22.229	13.549	13.118	21.908	1'37.907	257.8	10:13'32.781
15	37.695	22.253	13.530	13.119	21.822	1'48.419	259.0	10:15'21.200

8° 121 A. ANDRE								
-----------------	--	--	--	--	--	--	--	--



4.5
STK1000
120/05



Riviera di Rimini Round, 16-17-18 June 2017

Superstock 1000 - Chronological Analysis Free Practice 3rd Session

Misano Circuit Sic 58.4.226 m

2 / 4

11° 14 K. MANFREDI (1'38.019)								
Lap	Seg. 1	Seg. 2	Seg. 3	Seg. 4	Seg. 5	Lap Time	km/h	Local Time
1	27.792	23.959	17.312	14.210	28.536	2:05.7	9:47:02.942	
2	27.511	22.338	17.027	14.030	22.239	1'43.145	9:50:28.257	
3	27.400	25.294	17.626	13.644	22.008	1'45.972	9:52:14.229	
4	33.332	23.265	14.698	13.400	22.795	1'47.490	9:54:01.719	
5	27.199	22.278	13.784	13.125	22.055	1'38.441	9:55:40.160	
6	27.239	22.067	13.575	13.250	21.984	1'38.115	9:57:18.275	
7	29.792	27.550	13.918	13.567	23.373	9'27.168	10:06:45.443	
8	27.143	22.239	13.656	13.209	22.257	1'38.504	10:08:23.947	
9	36.198	25.051	13.865	13.380	21.933	1'50.427	10:10:14.374	
10	26.984	22.286	13.670	13.156	21.923	1'38.019	10:11:52.393	
11	27.112	22.394	13.620	13.078	22.101	1'38.305	10:13:30.698	
12	27.480	26.325	14.008	13.386	22.062	1'43.261	10:15:13.959	

12° 70 L. VITALI (1'38.035)								
Lap	Seg. 1	Seg. 2	Seg. 3	Seg. 4	Seg. 5	Lap Time	km/h	Local Time
1	27.679	30.673	15.093	15.639	28.956	2:43.8	9:48:03.964	
2	27.181	22.479	13.561	13.335	22.174	1'38.730	9:49:43.213	
3	27.068	22.229	13.554	13.410	22.103	1'38.364	9:53:00.307	
4	27.143	25.195	16.516	13.734	23.345	1'45.933	9:54:46.240	
5	27.184	22.418	13.574	13.370	22.077	1'38.623	9:56:24.863	
6	28.296	22.477	13.503	13.360	22.007	1'39.643	9:58:04.506	
7	27.179	22.261	13.453	13.290	22.127	1'38.310	9:59:42.816	
8	28.547	26.011	14.589	14.328	28.895	1'52.370	10:01:35.186	
9	27.246	22.808	13.559	13.845	25.940	1'40.983	10:03:16.169	
10	27.177	22.244	13.439	13.186	21.989	1'38.035	10:04:54.204	
11	27.055	22.202	13.444	13.248	22.225	1'38.174	10:06:32.378	

13° 41 F. D'ANNUNZIO (1'38.084)								
Lap	Seg. 1	Seg. 2	Seg. 3	Seg. 4	Seg. 5	Lap Time	km/h	Local Time
1	1'01.546	35.890	15.440	15.253	30.557	2'38.686 P	9:45:27.226	
2	27.853	22.470	13.444	13.359	22.963	1'39.089	9:48:05.912	
3	27.400	22.302	13.448	13.352	21.906	1'38.408	9:49:45.001	
4	27.099	22.199	13.392	13.446	21.948	1'38.084	9:51:23.409	
5	27.109	22.221	13.504	14.201	29.935	1'46.970	9:53:01.493	
6	27.338	22.317	13.434	13.398	22.116	1'38.603	9:54:48.463	
7	27.634	22.559	13.443	13.460	29.964	1'47.060 P	9:56:27.066	
8	8'20.066	31.679	14.840	14.113	22.726	9'43.424 P	9:58:14.126	
9	28.675	28.933	13.756	13.704	22.191	1'47.259	10:00:44.809	
10	27.321	22.429	13.644	13.583	28.920	1'45.897 P	10:02:30.706	
11	1'10.061	23.451	14.193	13.795	27.219	2'28.719 P	10:04:19.428	
12	27.290	22.184	13.667	13.920	22.612	1'39.673	10:06:03.958	

14° 123 L. SALVADORI (1'38.261)								
Lap	Seg. 1	Seg. 2	Seg. 3	Seg. 4	Seg. 5	Lap Time	km/h	Local Time
1	27.213	23.821	13.953	13.507	22.643	2:48.3	9:47:06.089	
2	28.662	26.425	13.723	13.495	22.644	1'44.949	9:48:44.717	
3	27.037	22.513	13.638	13.104	21.969	1'38.261	9:50:29.666	
4	30.007	25.111	14.924	13.398	22.309	7'54.288	9:52:07.927	

15° 71 M. SCHEIB (1'38.298)								
Lap	Seg. 1	Seg. 2	Seg. 3	Seg. 4	Seg. 5	Lap Time	km/h	Local Time
1	51.135	23.025	13.924	14.194	22.395	2'04.673 P	9:45:09.503	
2	27.369	22.282	13.727	13.774	21.780	1'38.932	9:47:14.176	
3	27.086	22.128	13.814	14.411	27.840	1'45.279	9:48:53.108	
4	27.362	22.285	13.623	13.571	22.048	1'38.889	9:50:38.387	
5	27.248	22.352	13.555	13.658	22.189	1'39.002	9:52:17.276	
6	27.380	23.627	13.981	14.036	22.529	6'25.854	9:53:56.278	
7	27.461	22.165	13.529	14.432	22.489	1'40.076 C	10:00:22.132	
8	27.355	22.086	13.575	13.788	21.953	1'38.757	10:02:02.208	
9	27.175	22.231	13.576	13.703	21.901	1'38.586	10:03:40.965	
10	27.022	22.211	13.571	13.602	21.892	1'38.298	10:05:19.551	
11	34.452	22.937	13.830	13.830	22.171	1'47.220	10:06:57.849	
12	27.276	22.321	13.593	13.567	21.917	1'38.674	10:08:45.069	
13	27.189	22.306	13.694	13.994	36.306	1'53.489	10:10:23.743	
14	28.055	23.438	13.647	14.436	23.782	1'43.358	10:12:17.232	
15	29.706	23.146	13.735	13.758	22.568	1'42.913	10:14:00.590	

16° 31 M. FERRARI (1'38.349)								
Lap	Seg. 1	Seg. 2	Seg. 3	Seg. 4	Seg. 5	Lap Time	km/h	Local Time
1	39.790	24.397	17.538	24.936		1:47.5	9:48:09.926	

1	27.739	22.795	14.044	13.083	22.225	1'39.886	9:49:49.812	
2	27.298	22.514	13.593	13.049	22.188	1'38.642	9:51:28.454	
3	27.465	22.561	13.616	13.075	22.206	1'38.923	9:53:07.377	
4	27.380	22.843	13.738	13.136	22.272	8'29.730	9:54:37.107	
5	27.303	22.415	13.611	12.991	22.063	1'38.383	9:56:15.490	
6	27.119	22.550	13.672	14.053	22.058	1'39.452	9:57:54.942	
7	27.308	22.404	13.617	13.060	22.154	1'38.543	9:59:33.485	
8	27.174	22.380	13.825	13.055	22.186	1'38.620	10:01:12.105	
9	27.114	22.365	13.624	13.145	22.101	1'38.349	10:02:50.454	
10	38.234	1'54.353	20.031	18.589	31.015	3'42.222	10:09:32.676	
11	27.749	22.680	13.674	13.119	22.132	1'39.354	10:11:12.030	

17° 11 J. GUARNONI (1'38.523)								
Lap	Seg. 1	Seg. 2	Seg. 3	Seg. 4	Seg. 5	Lap Time	km/h	Local Time
1	28.748	18.914	15.325	24.132		1:54.3	9:48:13.992	
2	28.358	22.482	14.104	14.979	26.431	1'46.354	9:50:00.346	
3	27.285	22.310	13.680	13.399	22.000	1'38.674 C	9:51:39.202	
4	27.378	22.322	13.495	13.267	22.061	1'38.523	9:53:17.543	

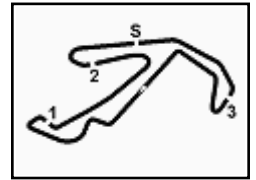
18° 155 F. MARCHIONNI (1'38.713)								
Lap	Seg. 1	Seg. 2	Seg. 3	Seg. 4	Seg. 5	Lap Time	km/h	Local Time
1	27.522	24.164	14.597	13.672	22.732	2:47.1	9:46:56.053	
2	27.360	22.974	13.836	13.222	22.101	1'39.655	9:48:35.708	
3	27.068	22.814	13.764	13.187	22.377	1'39.502	9:50:15.210	
4	30.526	27.043	17.083	18.914	26.783	2'00.349	9:52:15.359	
5	30.999	24.705	17.200	15.763	23.131	1'51.798	9:54:07.567	
6	27.492	22.683	13.772	13.158	22.360	1'39.465	9:55:46.822	
7	27.174	22.559	13.695	13.134	22.151	1'38.713	9:57:25.535	
8	32.349	27.572	14.802	13.692	26.652	1'16.408	10:08:41.943	
9	27.468	22.748	13.724	13.164	22.334	1'39.438	10:10:21.381	
10	27.453	22.653	13.831	13.283	22.282	1'39.502	10:12:00.883	
11	27.563	22.633	13.874	13.250	22.436	1'39.756	10:13:40.639	

19° 59 A. SCHACHT (1'38.728)								
Lap	Seg. 1	Seg. 2	Seg. 3	Seg. 4	Seg. 5	Lap Time	km/h	Local Time
1	53.426	23.689	14.249	13.623	22.579	2'07.566 P	9:45:26.767	
2	27.654	22.817	13.760	13.439	22.401	1'40.071	9:47:34.333	
3	27.265	22.379	13.624	13.275	22.185	1'38.728	9:49:14.404	
4	27.250	22.465	13.652	13.306	22.164	1'38.837	9:50:53.132	
5	27.381	22.593	13.726	13.369	22.038	1'39.107	9:52:31.969	
6	28.588	23.446	14.097	13.993	32.135	1'52.259 P	9:54:03.376	
7	7'56.114	23.073	13.843	13.510	22.387	9'08.927 P	9:55:42.262	
8	27.390	22.578	13.736	13.442	22.237	1'39.383	9:57:22.645	
9	27.344	22.893	13.577	13.177	22.811	1'39.312	10:00:01.845	
10	27.309	22.439	13.577	13.434	22.151	1'38.910	10:01:40.867	
11	27.302	22.490	13.628	13.283	22.192	1'38.895	10:03:19.762	
12	27.338	22.386	13.474	13.507	22.532	1'39.237	10:04:59.999	
13	27.266	22.519	13.580	13.335	22.054	1'38.754	10:06:38.753	

20° 7 M. FRITZ (1'38.746)								
Lap	Seg. 1	Seg. 2	Seg. 3	Seg. 4	Seg. 5	Lap Time	km/h	Local Time
1	27.802	23.617	13.762	13.428	22.412	1'41.021	9:48:45.965	
2	27.475	22.721	13.556	13.315	23.042	1'40.109	9:50:26.986	
3	27.443	22.694	13.565	13.327	22.399	1'39.428	9:52:07.095	
4	27.799	22.594	13.768	13.440	22.293	1'39.894	9:53:46.523	
5	27.232	22.573	13.571	13.289	22.337	1'39.002	9:55:26.417	
6	27.233	22.588	13.870	13.337	22.198	1'39.226	9:57:05.41	



4.5
STK1000
120/05



Riviera di Rimini Round, 16-17-18 June 2017

Superstock 1000 - Chronological Analysis Free Practice 3rd Session

Misano Circuit Sic 58.4.226 m

3 / 4

22° 81 A. BERNARDI (1'38.969)									
Lap	Seg. 1	Seg. 2	Seg. 3	Seg. 4	Seg. 5	Lap Time	km/h	Local Time	
1	1'02.374	25.633	20.302	17.615	32.053	2'37.977 P	122.3	9:45'18.770	
2	27.890	22.757	13.888	13.452	22.256	1'40.243	247.1	9:49'36.990	
3	27.337	22.698	13.877	13.375	22.291	1'39.578	249.4	9:51'16.568	
4	27.237	22.575	13.656	13.213	22.288	1'38.969	250.0	9:52'55.537	
5	27.309	22.450	13.716	13.502	22.040	1'39.017 C	248.3	9:54'34.554	
6	27.815	22.732	13.671	13.236	22.078	1'39.532	251.7	9:56'14.086	
7	27.328	22.674	13.744	13.236	21.988	1'38.970	250.0	9:57'53.056	
8	37.543	25.653	17.132	14.139	22.356	8'53.629	198.9	10:06'46.685	
9	27.318	22.870	13.779	13.311	22.534	1'39.812	248.3	10:08'26.497	
10	27.231	22.742	13.745	13.431	22.230	1'39.379	249.4	10:10'05.876	
11	27.377	22.591	13.773	13.428	23.195	1'40.364	251.2	10:11'46.240	
12	27.664	22.556	13.827	13.871	40.772	1'58.690 P	250.6	10:13'44.930	
13	1'23.514	29.190	16.054	14.335	24.537	2'47.630 P	248.8	10:16'32.560	

23° 18 R. CECCHINI (1'38.977)									
Lap	Seg. 1	Seg. 2	Seg. 3	Seg. 4	Seg. 5	Lap Time	km/h	Local Time	
1	28.520	25.939	14.066	13.810	23.063	1'45.398	256.5	9:48'43.693	
2	28.505	22.687	13.642	13.550	22.584	1'40.968	255.3	9:50'24.661	
3	30.477	26.159	16.839	13.416	22.361	1'49.252	252.9	9:52'13.913	
4	28.045	22.806	13.717	13.714	22.346	1'40.628	255.9	9:53'54.541	
5	28.074	26.900	13.924	13.640	22.350	5'49.897	250.0	9:59'44.438	
6	27.335	23.223	13.700	13.382	22.250	1'39.890	252.3	10:01'24.328	
7	27.194	22.639	13.621	13.375	22.186	1'39.015	252.3	10:03'03.343	
8	28.299	24.593	14.603	13.780	26.013	1'47.288	248.3	10:04'50.631	
9	27.870	22.704	13.600	13.286	22.341	1'39.801	252.3	10:06'30.432	
10	27.239	22.572	13.692	13.209	22.265	1'38.977	251.7	10:08'09.409	
11	27.206	25.886	14.563	14.903	25.250	1'47.808	242.7	10:09'57.217	
12	27.851	22.698	13.784	13.313	22.263	1'39.909	250.6	10:11'37.126	
13	27.216	22.504	13.660	13.367	22.235	1'38.982	252.3	10:13'16.108	
14	27.475	25.681	16.397	18.321	25.515	1'53.389	209.7	10:15'09.497	

24° 19 J. PUFFE (1'38.988)									
Lap	Seg. 1	Seg. 2	Seg. 3	Seg. 4	Seg. 5	Lap Time	km/h	Local Time	
1	27.904	25.315	16.682	14.310	23.959		221.3	9:47'29.309	
2	27.732	22.545	14.544	14.048	22.715	1'41.756	252.3	9:49'11.065	
3	27.745	22.396	13.731	13.401	22.469	1'39.855	259.6	9:50'50.920	
4	27.822	22.396	13.641	13.254	22.750	1'39.786	260.2	9:52'30.706	
5	27.822	22.511	13.671	13.361	22.414	1'39.779	259.6	9:54'10.485	
6	31.279	23.822	14.016	13.590	22.864	1'45.571	256.5	9:55'56.066	
7	27.624	22.460	13.632	13.150	22.272	1'39.138	259.6	9:57'35.194	
8	29.332	22.895	13.915	13.847	31.354	1'51.343 P	256.5	9:59'26.537	
9	6'10.901	23.282	22.770	15.265	22.521	7'34.739 P		10:07'01.276	
10	27.713	22.483	13.610	13.394	22.593	1'39.793	259.0	10:08'41.069	
11	27.511	22.418	13.577	13.317	22.377	1'39.200	259.6	10:10'20.269	
12	27.571	22.383	13.642	13.274	22.348	1'39.218	258.4	10:11'59.487	
13	27.494	22.291	13.620	13.232	22.351	1'38.988	260.9	10:13'38.475	
14	29.586	24.933	13.659	13.386	22.374	1'43.938	261.5	10:15'22.413	

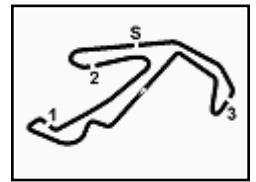
25° 6 E. PUSCEDDU (1'39.030)									
Lap	Seg. 1	Seg. 2	Seg. 3	Seg. 4	Seg. 5	Lap Time	km/h	Local Time	
1	28.562	25.796	15.535	15.079	24.125		238.9	9:47'07.046	
2	27.623	22.941	13.964	14.108	23.592	1'43.167	251.2	9:48'50.213	
3	27.291	22.631	13.715	13.642	22.281	1'39.892	251.7	9:50'30.105	
4	27.291	22.521	13.747	13.492	22.257	1'39.308	250.0	9:52'09.413	
5	28.754	23.748	14.037	14.213	22.546	5'55.003	246.0	9:58'04.416	
6	28.631	22.905	14.141	13.920	22.850	1'42.447	246.6	9:59'46.863	
7	27.394	22.397	13.748	13.485	22.358	1'39.382	248.3	10:01'26.245	
8	27.268	22.439	13.713	13.536	22.294	1'39.250	248.8	10:03'05.495	
9	27.226	22.397	13.717	13.425	22.265	1'39.030	247.7	10:04'44.525	
10	36.612	32.492	24.025	18.765	24.612	6'38.365		10:11'22.890	
11	27.729	22.584	13.838	13.439	22.483	1'40.073	249.4	10:13'02.963	
12	27.389	22.367	13.615	14.838	27.095	1'45.304	251.7	10:14'48.267	
13	27.362	22.524	13.708	13.366	22.298	1'39.258	250.6	10:16'27.525	

26° 51 E. VIONNET (1'39.368)									
Lap	Seg. 1	Seg. 2	Seg. 3	Seg. 4	Seg. 5	Lap Time	km/h	Local Time	
1	28.175	24.143	14.271	14.205	22.726		251.7	9:47'22.954	
2	28.103	22.673	13.755	13.520	22.248	1'40.371	257.8	9:49'03.325	
3	27.773	22.502	13.720	13.655	22.525	1'40.505	260.9	9:50'43.830	
4	27.773	22.385	13.700	13.474	22.378	1'39.710	259.0	9:52'23.540	
5	27.609	22.336	13.669	13.459	22.295	1'39.368	260.2	9:54'02.908	
6	27.826	22.310	13.727	13.664	22.100	1'39.627	257.8	9:55'42.535	
7	27.666	28.506	17.360	14.252	24.238	1'52.022	250.6	9:57'34.557	
8	27.699	22.337	13.703	13.558	22.097	1'39.394	257.8	9:59'13.951	

8	30.300	23.693	13.849	13.879	22.294	1'44.015	254.7	10:00'57.966	
9	31.197	22.611	13.697	13.723	22.363	1'43.591	256.5	10:02'41.557	
10	27.553	22.285	13.699	13.724	22.160	1'39.421	256.5	10:04'20.978	
11	27.920	22.397	13.686	13.610	22.285	1'39.898	256.5	10:06'00.876	
12	29.808	23.053	13.778	14.178	22.172	6'40.289	253.5	10:12'41.165	
13	27.400	22.729	13.753	13.693	22.176	1'39.751	256.5	10:14'20.916	
14	28.114	22.579	13.809	13.653	22.299	1'40.454	256.5	10:16'01.370	

27° 77 W. TESSELS (1'39.417)									
Lap	Seg. 1	Seg. 2	Seg. 3	Seg. 4	Seg. 5	Lap Time	km/h	Local Time	
1	27.910	23.677	14.024	14.077	22.945		248.3	9:47'16.940	
2	27.551	22.946	13.869	13.761	22.493	1'40.979	250.6	9:48'57.919	
3	27.529	22.737	13.778	13.582	22.489	1'40.137	252.3	9:50'38.056	
4	27.529	23.493	13.833	13.507	22.404	1'40.766	252.9	9:52'18.822	
5	27.597	22.775	13.737	13.490	22.318	1'39.917	251.7	9:53'58.739	
6	27.407	22.517	13.795	13.456	22.242	1'39.417	251.7	9:55'38.156	
7	27.232	22.666	13.784	13.536	22.367	1'39.585	250.6	9:57'17.741	
8	30.103	29.006	15.395	13.742	22.889	7'04.085	251.2	10:04'21.826	
9	27.594	22.817	13.767	13.461	22.361	1'40.000	251.7	10:06'01.826	
10	27.543	22.839	13.774	13.633	22.287	1'39.976	251.2	10:07'41.802	
11	27.382	22.744	13.862	13.645	22.312	1'39.945	248.8	10:09'21.747	
12	30.097	25.221	13.867	13.912	38.743	2'01.840	249.9	10:11'23.587	
13	27.562	22.833	13.888	13.545	22.253	1'40.081	249.4	10:13'03.668	
14	27.402	22.781	13.854	13.497	22.403	1'39.937	251.2	10:14'43.605	
15	27.503	22.721	13.851	13.937	22.640	1'40.652	252.3	10:16'24.257	

28° 34 X. PINSACH (1'39.691)									
Lap	Seg. 1	Seg. 2	Seg. 3	Seg. 4	Seg. 5	Lap Time	km/h	Local Time	
1	28.475	25.226	14.631	14.641	23.694		245.5	9:48'29.698	
2	28.102	22.938	14.038	13.867	22.669	1'41.987	254.1	9:50'11.685	
3	28.102	22.719	13.952	13.733	22.601	1'41.107	254.7	9:51'52.792	
4	27.958	22.760	13.933	13.796	22.465	1'40.912	255.3	9:53'33.704	
5	32.002	32.739	13.877	13.790	23.892	1'56.300	254.7	9:55'30.004	
6	27.685	22.857	13.911	13.640	22.679	1'40.772	255.3	9:57'10.776	
7	27.775	22.644	13.878	13.682	22.422	1'40.401	254.7	9:58'51.177	
8	30.348	24.684	13.897	14.009	22.696	7'19.476	254.7	10:06'10.653	
9	27.666	22.710	13.880	13.675	22.587	1'40.518	254.1	10:07'51.171	
10	31.161	33.009	14.051	13.919	22.392	1'54.532	259.0	10:09'45.703	
11	27.511	22.532	13.818	13.558	22.272	1'39.691	256.5	10:11'25.394	
12	27.713	22.504	13.877	13.675	22.408	1'40.177	255.3	10:13'05.571	
13	27.561	22.582	13.829	13.650	22.318	1'39.940	256.5	10:14'45.511	
14	27.526	22.609	13.749	13.588	22.327	1'39.799	259.0	10:16'25.310	



Riviera di Rimini Round, 16-17-18 June 2017

Superstock 1000 - Chronological Analysis Free Practice 3rd Session

Misano Circuit Sic 58 4.226 m

Lap	Seg. 1	Seg. 2	Seg. 3	Seg. 4	Seg. 5	Lap Time	km/h	Local Time
1	58.411	24.121	14.089	13.771	22.822	2'13.214 P	252.9	9:46'02.055
2	28.393	22.930	13.823	13.713	22.468	1'41.327 C	254.1	9:48'15.269
3	28.267	22.975	13.896	13.644	22.567	1'41.349 C	253.5	9:49'56.596
4	28.167	22.770	13.558	13.514	22.103	1'40.112	259.6	9:51'37.945
5	27.818	22.784	14.024	14.092	7'19.051	8'37.769 P	245.5	9:53'18.057
6	58.866	25.384	15.831	15.719	28.154	2'23.954 P	177.9	10:01'55.826
7	28.311	22.781	13.753	13.535	22.307	1'40.687 C	253.5	10:04'19.780
8	27.887	22.821	13.735	13.521	22.342	1'40.306	252.9	10:06'00.467
9	28.881	27.141	14.352	13.557	22.191	1'46.122	254.7	10:07'40.773
10	27.678	22.642	13.694	13.586	22.420	1'40.020	253.5	10:09'26.895
11	27.910	22.708	13.819	13.697	22.366	1'40.500	253.5	10:11'06.915
12	28.068	22.657	14.062	13.705	22.366	1'40.858	251.7	10:12'47.415
13	33.204	26.225	15.498	14.810	23.925	1'53.662	213.9	10:14'28.273
								10:16'21.935

36° 66 D. UPTON (1'42.083)								
Lap	Seg. 1	Seg. 2	Seg. 3	Seg. 4	Seg. 5	Lap Time	km/h	Local Time
1	28.585	24.469	14.022	13.949	23.153	1'42.083	250.6	9:47'21.202
2	28.469	23.005	13.897	14.021	22.895	1'42.287	252.9	9:49'03.285
3	28.494	23.158	13.964	13.980	22.991	1'42.587	251.7	9:52'28.159
4	36.976	31.811	15.288	21.321	30.161	8'59.472	178.8	10:01'27.631
5	28.478	25.543	13.951	14.092	22.934	1'44.998	251.2	10:03'12.629
6	28.609	23.419	14.134	14.133	22.895	1'43.190	249.4	10:04'55.819
7	36.926	23.371	14.148	14.264	22.901	7'46.002	248.3	10:12'41.821
8	28.105	23.247	14.006	14.087	23.007	1'42.452	250.6	10:14'24.273
9	28.584	23.250	14.059	14.120	22.909	1'42.922	250.0	10:16'07.195

32° 22 S. FUGARDI (1'40.158)								
Lap	Seg. 1	Seg. 2	Seg. 3	Seg. 4	Seg. 5	Lap Time	km/h	Local Time
1		24.129	14.093	13.783	23.080	247.7	250.0	9:47'07.744
2	28.058	23.164	13.836	14.066	23.264	1'42.388	251.7	9:48'50.132
3	28.162	23.196	13.777	13.733	22.850	1'41.718	252.9	9:50'31.850
4	27.925	23.258	14.065	13.770	22.987	1'42.005	250.6	9:52'13.855
5	27.692	23.004	13.814	13.710	22.962	1'41.182	252.3	9:53'55.037
6	29.212	29.457	17.123	18.098	39.930	8'08.159	230.3	10:02'03.196
7	27.980	24.296	16.332	14.546	24.606	1'47.760	235.3	10:03'50.956
8	27.821	23.061	13.937	13.859	22.797	1'41.475	248.8	10:05'32.431
9	27.782	23.151	13.887	13.772	22.749	1'41.341	248.8	10:07'13.772
10	29.974	27.602	17.052	15.980	36.646	5'22.438	213.4	10:12'36.210
11	27.892	23.141	13.760	13.556	22.635	1'40.984	252.3	10:14'17.194
12	27.473	22.895	13.680	13.543	22.567	1'40.158	253.5	10:15'57.352

33° 68 G. SCOTT (1'40.265)								
Lap	Seg. 1	Seg. 2	Seg. 3	Seg. 4	Seg. 5	Lap Time	km/h	Local Time
1		23.587	14.293	15.348	24.046	250.0	250.0	9:47'00.295
2	28.723	23.404	14.039	13.985	23.022	1'43.173	253.5	9:48'43.468
3	28.133	22.827	13.750	13.729	22.530	1'40.969	255.9	9:50'24.437
4	28.123	22.726	13.715	13.568	22.483	1'40.615	252.9	9:52'05.052
5	28.285	22.668	13.656	13.679	22.351	1'40.639	251.7	9:53'45.691
6	29.945	47.852	13.885	14.102	23.023	6'03.250	251.2	9:59'48.941
7	28.320	22.969	13.662	13.719	22.580	1'41.250	253.5	10:01'30.191
8	27.977	22.704	13.610	13.653	22.491	1'40.435	250.6	10:03'10.626
9	28.063	22.730	13.683	13.501	22.288	1'40.265	250.6	10:04'50.891
10	28.185	22.719	13.847	13.495	22.554	1'40.800	258.4	10:06'31.691
11	28.390	24.734	13.865	13.805	22.608	4'36.474	256.5	10:11'08.165
12	28.269	22.641	13.863	13.815	22.492	1'41.080	254.7	10:12'49.245
13	28.206	22.618	13.682	13.648	22.404	1'40.558	254.1	10:14'29.803
14	28.463	22.712	13.679	13.491	22.344	1'40.689	255.9	10:16'10.492

34° 92 B. LEU (1'40.502)								
Lap	Seg. 1	Seg. 2	Seg. 3	Seg. 4	Seg. 5	Lap Time	km/h	Local Time
1		23.816	14.134	15.302	24.556	246.0	246.0	9:47'00.544
2	28.701	22.887	13.880	13.828	22.604	1'41.900	247.1	9:48'42.444
3	28.189	23.091	13.895	13.540	22.541	1'41.256	252.3	9:50'23.700
4	28.033	23.008	13.961	13.625	25.373	1'44.000	251.7	9:52'07.700
5	28.021	22.663	13.905	13.629	22.516	1'40.734	254.1	9:53'48.434
6	31.835	27.573	14.938	14.003	27.008	1'55.357	234.8	9:55'43.791
7	27.785	22.779	13.920	13.817	22.518	1'40.819	252.3	9:57'24.610
8	33.828	25.997	14.017	14.113	25.336	7'48.500	251.7	10:05'13.110
9	27.832	22.856	13.717	13.636	24.394	1'42.435	252.9	10:06'55.545
10	27.841	22.879	13.827	13.450	22.752	1'40.749	251.7	10:08'36.294
11	27.764	22.686	13.762	13.879	22.411	1'40.502	252.9	10:10'16.796
12	33.381	22.966	14.005	14.048	24.662	1'49.062	255.9	10:12'05.858
13	27.881	22.975	14.287	14.038	24.043	1'43.224	252.3	10:13'49.082
14	27.920	22.833	13.739	13.715	22.715	1'40.922	252.3	10:15'30.004

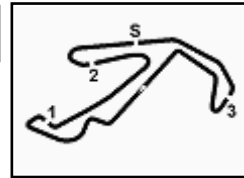
35° 46 M. CUDEVILLE (1'41.420)								
Lap	Seg. 1	Seg. 2	Seg. 3	Seg. 4	Seg. 5	Lap Time	km/h	Local Time
1		24.559	14.518	14.493	23.564	245.5	245.5	9:47'30.329
2	32.254	23.897	14.305	14.484	23.322	1'48.262	249.4	9:49'18.591
3	28.534	23.076	14.099	14.206	23.292	1'43.207	250.6	9:51'01.798
4	28.408	23.301	13.913	14.314	22.891	1'42.827	250.6	9:52'44.625
5	28.527	23.407	14.128	13.966	22.955	1'42.983	244.9	9:54'27.608
6	28.402	23.260	14.030	13.917	22.760	1'42.369	246.6	9:56'09.977
7	32.579	23.992	14.214	14.005	23.580	8'40.245	244.3	10:04'50.222
8	28.064	23.282	13.775	13.630	22.669	1'41.420	249.4	10:06'31.642
9	28.057	23.669	14.040	13.857	22.891	1'42.514 C	252.9	10:08'14.156
10	27.873	23.454	13.734	13.751	22.918	1'41.730	248.8	10:09'55.886
11	32.123	23.458	14.137	14.306	26.613	1'50.637	247.1	10:11'46.523
12	28.210	23.045	13.895	13.615	23.405	1'42.170	251.2	10:13'28.693
13	28.688	22.883	13.904	13.717	22.830	1'42.022	251.2	10:15'10.715

17/06/2017 P = Pits In/Out - C = Lap-Time Cancelled

These data/results cannot be reproduced, stored and/or transmitted in whole or in part by any manner of electronic, mechanical, photocopying, recording, broadcasting or otherwise now known or herein after developed without the previous express consent by the copyright owner, except for reproduction in daily press and regular printed publications on sale to the public within 60 days of the event related to those data/results and always provided that copyright symbol appears together as follows below.

© DORNA WSBK ORGANIZATION Srl 2017



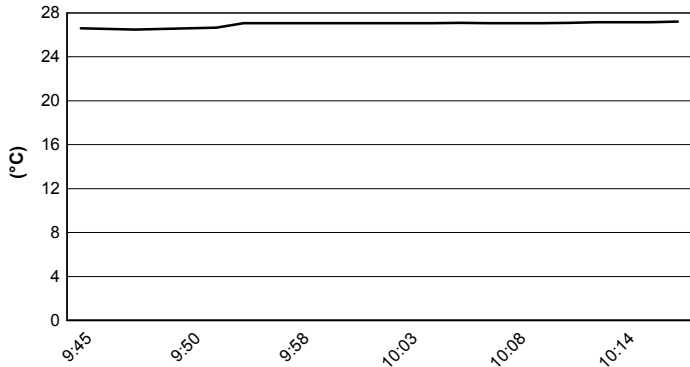


Riviera di Rimini Round, 16-17-18 June 2017
Superstock 1000 - Weather Report Free Practice 3rd Session

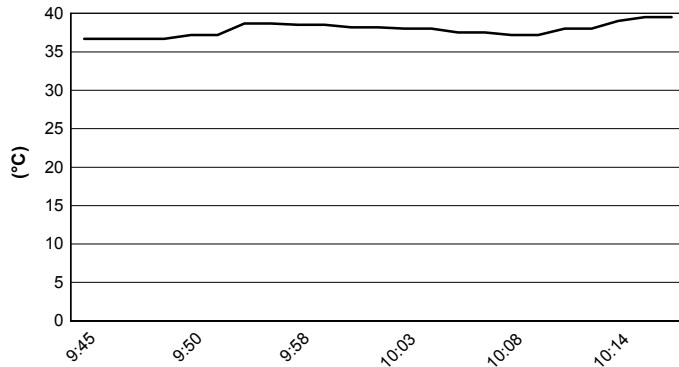
Misano Circuit Sic 58 4.226 m

Session started 09:45 Session ended 10:17

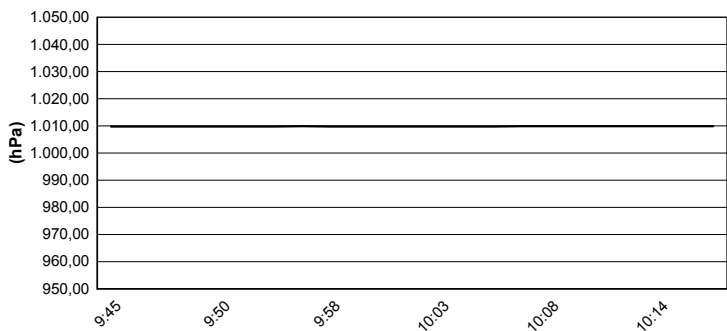
Air Temperature



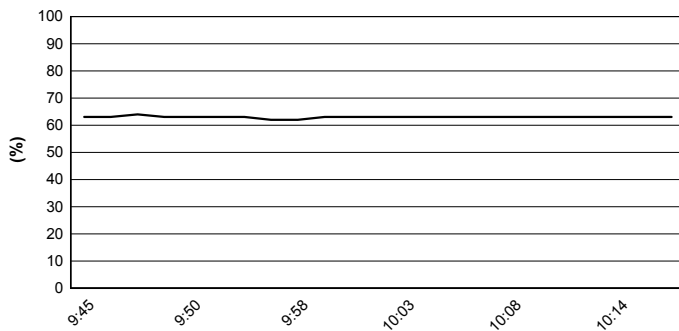
Track Temperature



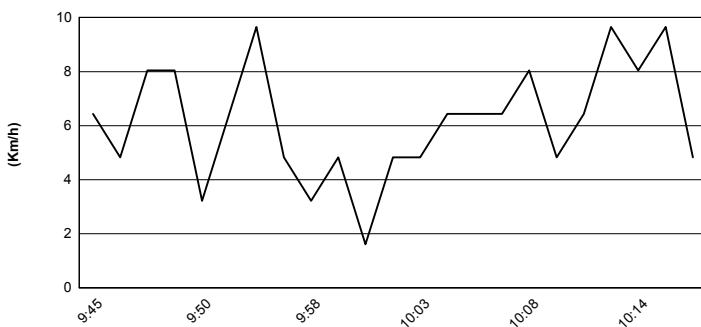
Air Pressure



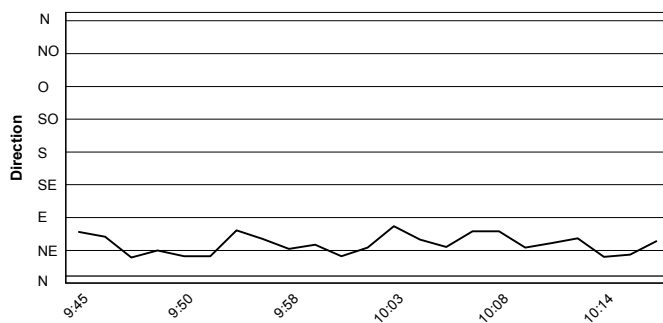
Humidity



Wind Speed



Wind Direction



17/06/2017

These data/results cannot be reproduced, stored and/or transmitted in whole or in part by any manner of electronic, mechanical, photocopying, recording, broadcasting or otherwise now known or herein after developed without the previous express consent by the copyright owner, except for reproduction in daily press and regular printed publications on sale to the public within 60 days of the event related to those data/results and always provided that copyright symbol appears together as follows below.

© DORNA WSBK ORGANIZATION Srl 2017

