

Riviera di Rimini Round, 16-17-18 June 2017

Superstock 1000 - Results Qualifying

Misano Circuit Sic 58 4.226 m

1 / 2

No.	Rider	Nat	Team	Bike	Time	Gap	Rel.	Laps	Speed	
									Avg	Max
1	12 M. RINALDI	ITA	Aruba.it Racing - Junior Team	Ducati Panigale R	1'37.237			13	156,459	258,4
2	2 R. TAMBURINI	ITA	PATA Yamaha Official STK 1000 Team	Yamaha YZF R1	1'37.305	0.068	0.068	13	156,350	259,0
3	5 M. FACCANI	ITA	Althea BMW Racing Team	BMW S 1000 RR	1'37.332	0.095	0.027	10	156,306	255,3
4	121 A. ANDREOZZI	ITA	Speed Action by Andreozzi R.C.	Yamaha YZF R1	1'37.414	0.177	0.082	8	156,175	252,9
5	57 M. JONES	AUS	Aruba.it Racing - Junior Team	Ducati Panigale R	1'37.597	0.360	0.183	13	155,882	255,3
6	21 F. MARINO	FRA	PATA Yamaha Official STK 1000 Team	Yamaha YZF R1	1'37.613	0.376	0.016	14	155,856	255,9
7	70 L. VITALI	ITA	Nuova M2 Racing	Aprilia RSV4 RF	1'37.650	0.413	0.037	13	155,797	258,4
8	54 T. RAZGATLIOGLU	TUR	Kawasaki Puccetti Racing	Kawasaki ZX-10RR	1'37.761	0.524	0.111	13	155,620	255,9
9	11 J. GUARNONI	FRA	Pedercini Racing Kawasaki	Kawasaki ZX-10RR	1'37.887	0.650	0.126	8	155,420	258,4
10	23 F. SANDI	ITA	Berclaz Racing Team	BMW S 1000 RR	1'37.910	0.673	0.023	5	155,384	257,1
11	71 M. SCHEIB	CHI	Nuova M2 Racing	Aprilia RSV4 RF	1'38.051	0.814	0.141	5	155,160	252,9
12	3 S. SUCHET	SUI	Berclaz Racing Team	BMW S 1000 RR	1'38.134	0.897	0.083	11	155,029	259,6
13	31 M. FERRARI	ITA	2R Road Racing	BMW S 1000 RR	1'38.211	0.974	0.077	13	154,907	257,1
14	14 K. MANFREDI	ITA	DDM by BWG_Bike & Motor RT_Grimaldi	Kawasaki ZX-10RR	1'38.224	0.987	0.013	13	154,887	254,7
15	41 F. D'ANNUNZIO	ITA	FDA Racing Team	BMW S 1000 RR	1'38.452	1.215	0.228	15	154,528	253,5
16	74 K. CALIA	ITA	Phoenix Suzuki Racing	Suzuki GSX-R1000	1'38.626	1.389	0.174	14	154,255	256,5
17	123 L. SALVADORI	ITA	Tucci Racing Team	Yamaha YZF R1	1'38.649	1.412	0.023	11	154,220	248,8
18	55 I. MYKHALCHYK	UKR	TripleM Racing	Kawasaki ZX-10RR	1'38.677	1.440	0.028	11	154,176	249,4
19	59 A. SCHACHT	DEN	EAB Schacht Racing Team	Ducati Panigale R	1'38.717	1.480	0.040	14	154,113	254,1
20	18 R. CECCHINI	ITA	DDM by BWG_Bike & Motor RT_Grimaldi	Kawasaki ZX-10RR	1'38.739	1.502	0.022	12	154,079	251,7
21	7 M. FRITZ	GER	Bayer-Bikerbox Yamaichi	Yamaha YZF R1	1'38.846	1.609	0.107	11	153,912	254,1
22	81 A. BERNARDI	ITA	TheBlackSheepTeam	Yamaha YZF R1	1'38.847	1.610	0.001	13	153,911	250,0
23	19 J. PUFFE	GER	Althea MF84	BMW S 1000 RR	1'38.957	1.720	0.110	14	153,740	258,4
24	51 E. VIONNET	SUI	Motors Vionnet	BMW S 1000 RR	1'39.013	1.776	0.056	13	153,653	259,6
25	155 F. MARCHIONNI	ITA	Speed Action by Andreozzi R.C.	Yamaha YZF R1	1'39.098	1.861	0.085	12	153,521	252,9
26	6 E. PUSCEDDU	ITA	D.K.Racing	BMW S 1000 RR	1'39.159	1.922	0.061	11	153,426	248,8
27	90 T. FINSTERBUSCH	GER	Agro On-Benjan-Kawasaki	Kawasaki ZX-10RR	1'39.257	2.020	0.098	13	153,275	252,9
28	16 G. RUIU	ITA	Phoenix Suzuki Racing	Suzuki GSX-R1000	1'39.594	2.357	0.337	14	152,756	255,9
29	34 X. PINSACH	ESP	ETG Racing	Kawasaki ZX-10RR	1'39.843	2.606	0.249	14	152,375	254,7
30	77 W. TESSELS	NED	Agro On-Benjan-Kawasaki	Kawasaki ZX-10RR	1'39.969	2.732	0.126	11	152,183	250,6
31	22 S. FUGARDI	ITA	FM Moto Racing	Yamaha YZF R1	1'39.969	2.732	0.000	14	152,183	250,6
32	32 M. MOSER	GER	TripleM Racing	Kawasaki ZX-10RR	1'40.036	2.799	0.067	15	152,081	248,8
33	68 G. SCOTT	AUS	Agro On-Benjan-Kawasaki	Kawasaki ZX-10RR	1'40.258	3.021	0.222	14	151,744	257,1
34	46 M. CUDEVILLE	FRA	Leader Team Flembbo	Kawasaki ZX-10RR	1'40.711	3.474	0.453	10	151,062	250,6
35	92 B. LEU	SUI	Team Trasimeno	Yamaha YZF R1	1'40.963	3.726	0.252	14	150,685	252,3
36	66 D. UPTON	RSA	DDM by BWG_Bike & Motor RT_Grimaldi	Kawasaki ZX-10RR	1'41.921	4.684	0.958	10	149,269	251,2

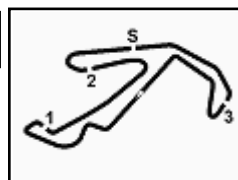
AIR	Humidity:	53%	Temp:	29°C
TRACK	Condition:	Dry	Temp:	48°C

Records	Pole	2015	L.Savadori	1'36.384	157,840	Km/h
	Race (RC)	2016	R.De Rosa	1'36.725	157,290	Km/h
	Circuit	2015	L.Savadori	1'36.384	157,840	Km/h

Start 17/06/2017 15.10 End 15:42 The results are provisional until the end of the time limit for protests and appeals and the completion of the technical checks.

These data/results cannot be reproduced, stored and/or transmitted in whole or in part by any manner of electronic, mechanical, photocopying, recording, broadcasting or otherwise now known or herein after developed without the previous express consent by the copyright owner, except for reproduction in daily press and regular printed publications on sale to the public within 60 days of the event related to those data/results and always provided that copyright symbol appears together as follows below.

© DORNA WSBK ORGANIZATION Srl 2017



Riviera di Rimini Round, 16-17-18 June 2017

Superstock 1000 - Results Qualifying

Session Highlights

Local Time	No. Rider	Description
15.10.00		Start
15.14.21	71 M. SCHEIB	Crashed - Turn 4
15.17.07	5 M. FACCANI	Crashed - Turn 4
15.17.27	5 M. FACCANI	Re-joined
15.25.29	23 F. SANDI	Crashed - Turn 4
15.26.27	23 F. SANDI	Re-joined
15.29.45	54 T. RAZGATLIOGLU	Lap Cancelled (1'39.101) - Exceeded Track Limits - Turn 11
15.30.20	6 E. PUSCEDDU	Crashed - Turn 4
15.30.54	6 E. PUSCEDDU	Re-joined
15.31.39	18 R. CECCHINI	Lap Cancelled - Overtake Under Yellow Flag - Turn 4
15.32.38	55 I. MYKHALCHYK	Crashed - Turn 4
15.33.19	16 G. RUIU	Lap Cancelled - Exceeded Track Limits - Turn 11
15.34.41	6 E. PUSCEDDU	BLACK FLAG
15.35.16	11 J. GUARNONI	Technical Problem - Turn 14
15.36.12	6 E. PUSCEDDU	Lap Cancelled (1'39.841) - Black Flag
15.36.29	31 M. FERRARI	Lap Cancelled (1'42.801) - Exceeded Track Limits - Turn 11
15.36.53	81 A. BERNARDI	Crashed - Turn 4
15.37.09	81 A. BERNARDI	Re-joined
15.38.54	3 S. SUCHET	Crashed - Turn 14
15.39.03	3 S. SUCHET	Re-joined
15.39.33	34 X. PINSACH	Lap Cancelled - Exceeded Track Limits - Turn 11
15.39.44	6 E. PUSCEDDU	allowed to continue the practice
15.42.09		End Of Session

Fastest Laps Sequence

No.	Rider	Nat	Team	Bike	Local Time	Time	Gap	Avg
22	S. FUGARDI	ITA	FM Moto Racing	Yamaha YZF R1	15:13'35.344	1'40.795		150,936
54	T. RAZGATLIOGLU	TUR	Kawasaki Puccetti Racing	Kawasaki ZX-10RR	15:13'35.478	1'39.096	-1.699	153,524
71	M. SCHEIB	CHI	Nuova M2 Racing	Aprilia RSV4 RF	15:13'51.369	1'38.051	-1.045	155,160
12	M. RINALDI	ITA	Aruba.it Racing - Junior Team	Ducati Panigale R	15:14'44.097	1'37.850	-0.201	155,479
5	M. FACCANI	ITA	Althea BMW Racing Team	BMW S 1000 RR	15:14'54.299	1'37.689	-0.161	155,735
12	M. RINALDI	ITA	Aruba.it Racing - Junior Team	Ducati Panigale R	15:27'05.332	1'37.237	-0.452	156,459

Start 17/06/2017 15:10 End 15:42 The results are provisional until the end of the time limit for protests and appeals and the completion of the technical checks.

These data/results cannot be reproduced, stored and/or transmitted in whole or in part by any manner of electronic, mechanical, photocopying, recording, broadcasting or otherwise now known or herein after developed without the previous express consent by the copyright owner, except for reproduction in daily press and regular printed publications on sale to the public within 60 days of the event related to those data/results and always provided that copyright symbol appears together as follows below.

© DORNA WSBK ORGANIZATION Srl 2017



Riviera di Rimini Round, 16-17-18 June 2017

Superstock 1000 - Best Sector & Speed Qualifying

Misano Circuit Sic 58 4.226 m

BEST LAP

1	12 M. RINALDI	Ducati Panigale R	1'37.237
2	2 R. TAMBURINI	Yamaha YZF R1	1'37.305
3	5 M. FACCANI	BMW S 1000 RR	1'37.332
4	121 A. ANDREOZZI	Yamaha YZF R1	1'37.414
5	57 M. JONES	Ducati Panigale R	1'37.597
6	21 F. MARINO	Yamaha YZF R1	1'37.613
7	70 L. VITALI	Aorilia RSV4 RF	1'37.650
8	54 T. RAZGATLIOGLU	Kawasaki ZX-10RR	1'37.761
9	11 J. GUARNONI	Kawasaki ZX-10RR	1'37.887
10	23 F. SANDI	BMW S 1000 RR	1'37.910
11	71 M. SCHEIB	Aorilia RSV4 RF	1'38.051
12	3 S. SUCHET	BMW S 1000 RR	1'38.134
13	31 M. FERRARI	BMW S 1000 RR	1'38.211
14	14 K. MANFREDI	Kawasaki ZX-10RR	1'38.224
15	41 F. D'ANNUNZIO	BMW S 1000 RR	1'38.452
16	74 K. CALIA	Suzuki GSX-R1000	1'38.626
17	123 L. SALVADORI	Yamaha YZF R1	1'38.649
18	55 I. MYKHALCHYK	Kawasaki ZX-10RR	1'38.677
19	59 A. SCHACHT	Ducati Panigale R	1'38.717
20	18 R. CECCHINI	Kawasaki ZX-10RR	1'38.739
21	7 M. FRITZ	Yamaha YZF R1	1'38.846
22	81 A. BERNARDI	Yamaha YZF R1	1'38.847
23	19 J. PUFFE	BMW S 1000 RR	1'38.957
24	51 E. VIONNET	BMW S 1000 RR	1'39.013
25	155 F. MARCHIONNI	Yamaha YZF R1	1'39.098
26	6 E. PUSCEDDU	BMW S 1000 RR	1'39.159
27	90 T. FINSTERBUSCH	Kawasaki ZX-10RR	1'39.257
28	16 G. RUIU	Suzuki GSX-R1000	1'39.594
29	34 X. PINSACH	Kawasaki ZX-10RR	1'39.843
30	22 S. FUGARDI	Yamaha YZF R1	1'39.969
31	77 W. TESSELS	Kawasaki ZX-10RR	1'39.969
32	32 M. MOSER	Kawasaki ZX-10RR	1'40.036
33	68 G. SCOTT	Kawasaki ZX-10RR	1'40.258
34	46 M. CUDEVILLE	Kawasaki ZX-10RR	1'40.711
35	92 B. LEU	Yamaha YZF R1	1'40.963
36	66 D. UPTON	Kawasaki ZX-10RR	1'41.921

SPEED

1	51 E. VIONNET	BMW S 1000 RR	259.6
2	3 S. SUCHET	BMW S 1000 RR	259.6
3	2 R. TAMBURINI	Yamaha YZF R1	259.0
4	11 J. GUARNONI	Kawasaki ZX-10RR	258.4
5	12 M. RINALDI	Ducati Panigale R	258.4
6	19 J. PUFFE	BMW S 1000 RR	258.4
7	70 L. VITALI	Aorilia RSV4 RF	258.4
8	31 M. FERRARI	BMW S 1000 RR	257.1
9	68 G. SCOTT	Kawasaki ZX-10RR	257.1
10	23 F. SANDI	BMW S 1000 RR	257.1
11	74 K. CALIA	Suzuki GSX-R1000	256.5
12	16 G. RUIU	Suzuki GSX-R1000	255.9
13	21 F. MARINO	Yamaha YZF R1	255.9
14	54 T. RAZGATLIOGLU	Kawasaki ZX-10RR	255.9
15	5 M. FACCANI	BMW S 1000 RR	255.3
16	57 M. JONES	Ducati Panigale R	255.3
17	34 X. PINSACH	Kawasaki ZX-10RR	254.7
18	14 K. MANFREDI	Kawasaki ZX-10RR	254.7
19	59 A. SCHACHT	Ducati Panigale R	254.1
20	7 M. FRITZ	Yamaha YZF R1	254.1
21	41 F. D'ANNUNZIO	BMW S 1000 RR	253.5
22	71 M. SCHEIB	Aorilia RSV4 RF	252.9
23	90 T. FINSTERBUSCH	Kawasaki ZX-10RR	252.9
24	121 A. ANDREOZZI	Yamaha YZF R1	252.9
25	155 F. MARCHIONNI	Yamaha YZF R1	252.9
26	92 B. LEU	Yamaha YZF R1	252.3
27	18 R. CECCHINI	Kawasaki ZX-10RR	251.7
28	66 D. UPTON	Kawasaki ZX-10RR	251.2
29	46 M. CUDEVILLE	Kawasaki ZX-10RR	250.6
30	77 W. TESSELS	Kawasaki ZX-10RR	250.6
31	22 S. FUGARDI	Yamaha YZF R1	250.6
32	81 A. BERNARDI	Yamaha YZF R1	250.0
33	55 I. MYKHALCHYK	Kawasaki ZX-10RR	249.4
34	123 L. SALVADORI	Yamaha YZF R1	248.8
35	6 E. PUSCEDDU	BMW S 1000 RR	248.8
36	32 M. MOSER	Kawasaki ZX-10RR	248.8

SEG. 1			SEG. 2			SEG. 3			SEG. 4			SEG. 5		
1	5 M. FACCANI	26.782	1	12 M. RINALDI	21.860	1	23 F. SANDI	13.420	1	54 T. RAZGATLIOGLU	12.947	1	12 M. RINALDI	21.716
2	70 L. VITALI	26.788	2	5 M. FACCANI	21.931	2	5 M. FACCANI	13.438	2	31 M. FERRARI	12.988	2	71 M. SCHEIB	21.718
3	12 M. RINALDI	26.798	3	70 L. VITALI	21.957	3	2 R. TAMBURINI	13.460	3	57 M. JONES	13.041	3	2 R. TAMBURINI	21.724
4	121 A. ANDREOZZI	26.810	4	2 R. TAMBURINI	21.986	4	3 S. SUCHET	13.476	4	21 F. MARINO	13.070	4	5 M. FACCANI	21.733
5	21 F. MARINO	26.824	5	23 F. SANDI	22.009	5	70 L. VITALI	13.486	5	121 A. ANDREOZZI	13.086	5	11 J. GUARNONI	21.770
6	2 R. TAMBURINI	26.838	6	3 S. SUCHET	22.039	6	121 A. ANDREOZZI	13.503	6	23 F. SANDI	13.123	6	121 A. ANDREOZZI	21.804
7	57 M. JONES	26.923	7	121 A. ANDREOZZI	22.043	7	12 M. RINALDI	13.519	7	18 R. CECCHINI	13.162	7	70 L. VITALI	21.834
8	11 J. GUARNONI	26.928	8	54 T. RAZGATLIOGLU	22.066	8	41 F. D'ANNUNZIO	13.522	8	155 F. MARCHIONNI	13.165	8	3 S. SUCHET	21.854
9	71 M. SCHEIB	26.947	9	71 M. SCHEIB	22.072	9	11 J. GUARNONI	13.528	9	14 K. MANFREDI	13.167	9	5 M. JONES	21.862
10	3 S. SUCHET	26.963	10	21 F. MARINO	22.078	10	21 F. MARINO	13.540	10	5 M. FACCANI	13.168	10	21 F. MARINO	21.876
11	23 F. SANDI	26.970	11	57 M. JONES	22.083	11	7 M. FRITZ	13.550	11	123 L. SALVADORI	13.173	11	54 T. RAZGATLIOGLU	21.882
12	55 I. MYKHALCHYK	26.997	12	14 K. MANFREDI	22.176	12	57 M. JONES	13.562	12	19 J. PUFFE	13.174	12	31 M. FERRARI	21.923
13	81 A. BERNARDI	27.031	13	11 J. GUARNONI	22.192	13	54 T. RAZGATLIOGLU	13.608	13	2 R. TAMBURINI	13.185	13	14 K. MANFREDI	21.932
14	31 M. FERRARI	27.055	14	74 K. CALIA	22.196	14	68 G. SCOTT	13.631	14	12 M. RINALDI	13.213	14	41 F. D'ANNUNZIO	21.932
15	155 F. MARCHIONNI	27.096	15	41 F. D'ANNUNZIO	22.247	15	74 K. CALIA	13.631	15	70 L. VITALI	13.226	15	51 E. VIONNET	21.967
16	14 K. MANFREDI	27.110	16	31 M. FERRARI	22.252	16	59 A. SCHACHT	13.640	16	59 A. SCHACHT	13.241	16	23 F. SANDI	21.969
17	41 F. D'ANNUNZIO	27.117	17	51 E. VIONNET	22.260	17	31 M. FERRARI	13.644	17	11 J. GUARNONI	13.256	17	74 K. CALIA	21.983
18	123 L. SALVADORI	27.138	18	59 A. SCHACHT	22.266	18	19 J. PUFFE	13.648	18	22 S. FUGARDI	13.289	18	59 A. SCHACHT	22.013
19	54 T. RAZGATLIOGLU	27.163	19	55 I. MYKHALCHYK	22.306	19	18 R. CECCHINI	13.668	19	7 M. FRITZ	13.308	19	55 I. MYKHALCHYK	22.043
20	18 R. CECCHINI	27.186	20	19 J. PUFFE	22.351	20	81 A. BERNARDI	13.671	20	90 T. FINSTERBUSCH	13.315	20	155 F. MARCHIONNI	22.047
21	59 A. SCHACHT	27.187	21	90 T. FINSTERBUSCH	22.367	21	51 E. VIONNET	13.675	21	3 S. SUCHET	13.316	21	6 E. PUSCEDDU	22.092
22	7 M. FRITZ	27.195	22	123 L. SALVADORI	22.373	22	16 G. RUIU	13.684	22	41 F. D'ANNUNZIO	13.329	22	18 R. CECCHINI	22.101
23	74 K. CALIA	27.293	23	6 E. PUSCEDDU	22.416	23	71 M. SCHEIB	13.698	23	55 I. MYKHALCHYK	13.357	23	123 L. SALVADORI	22.104
24	6 E. PUSCEDDU	27.294	24	155 F. MARCHIONNI	22.426	24	90 T. FINSTERBUSCH	13.703	24	81 A. BERNARDI	13.358	24	7 M. FRITZ	22.105
25	77 W. TESSELS	27.308	25	18 R. CECCHINI	22.463	25	14 K. MANFREDI	13.704	25	6 E. PUSCEDDU	13.391	25	81 A. BERNARDI	22.127
26	22 S. FUGARDI	27.365	26	34 X. PINSACH	22.465	26	123 L. SALVADORI	13.706	26	16 G. RUIU	13.446	26	16 G. RUIU	22.136
27	19 J. PUFFE	27.409	27	77 W. TESSELS	22.533	27	55 I. MYKHALCHYK	13.730	27	74 K. CALIA	13.451	27	90 T. FINSTERBUSCH	22.150
28	90 T. FINSTERBUSCH	27.414	28	81 A. BERNARDI	22.536	28	34 X. PINSACH	13.732	28	68 G. SCOTT	13.472	28	77 W. TESSELS	22.215
29	34 X. PINSACH	27.440	29	16 G. RUIU	22.537	29	22 S. FUGARDI	13.734	29	51 E. VIONNET	13.482	29	19 J. PUFFE	22.222
30	51 E. VIONNET	27.451	30	32 M. MOSER	22.569	30	155 F. MARCHIONNI	13.756	30	32 M. MOSER	13.521	30	34 X. PINSACH	22.224
31	32 M. MOSER	27.472	31	7 M. FRITZ	22.605	31	6 E. PUSCEDDU	13.799	31	34 X. PINSACH	13.529	31	22 S. FUGARDI	22.307
32	16 G. RUIU	27.591	32	22 S. FUGARDI	22.612	32	32 M. MOSER	13.815	32	92 B. LEU	13.542	32	68 G. SCOTT	22.359
33	92 B. LEU	27.712	33	68 G. SCOTT	22.647	33	77 W. TESSELS	13.854	33	46 M. CUDEVILLE	13.577	33	32 M. MOSER	22.434
34	46 M. CUDEVILLE	27.752	34	92 B. LEU	22.766	34	92 B. LEU	13.875	34	71 M. SCHEIB	13.585	34	46 M. CUDEVILLE	22.463
35	68 G. SCOTT	27.848	35	46 M. CUDEVILLE	22.803	35	46 M. CUDEVILLE	13.888	35	77 W. TESSELS	13.627	35	92 B. LEU	22.496
36	66 D. UPTON	28.215	36	66 D. UPTON	22.951	36	66 D. UPTON	13.915	36	66 D. UPTON	13.889	36	66 D. UPTON	22.526

17/06/2017

These data/results cannot be reproduced, stored and/or transmitted in whole or in part by any manner of electronic, mechanical, photocopying, recording, broadcasting or otherwise now known or herein after developed without the previous express consent by the copyright owner, except for reproduction in daily press and regular printed publications on sale to the public within 60 days of the event related to those data/results and always provided that copyright symbol appears together as follows below.

© DORNA WSBK ORGANIZATION Srl 2017

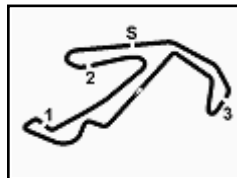
FICR PERUGIA TIMING



Official Tyre Supplier



Official Timekeeper



Riviera di Rimini Round, 16-17-18 June 2017

Superstock 1000 - Ideal Times Qualifying

Misano Circuit Sic 58 4.226 m

1 / 2

No.	Rider	Nat	Bike	Seg. 1	Seg. 2	Seg. 3	Seg. 4	Seg. 5	Ideal Time		
				Diff. 1	Diff. 2	Diff. 3	Diff. 4	Diff. 5	Best Lap	Pos.	Diff.
1	5 M. FACCANI	ITA	BMW S 1000 RR	26.782 0.059	21.931 0.191	13.438 0.009	13.168 0.021	21.733	1'37.052 1'37.332	3	0.280
2	12 M. RINALDI	ITA	Ducati Panigale R	26.798 0.021	21.860 0.032	13.519	13.213	21.716 0.078	1'37.106 1'37.237	1	0.131
3	2 R. TAMBURINI	ITA	Yamaha YZF R1	26.838	21.986 0.003	13.460 0.099	13.185 0.010	21.724	1'37.193 1'37.305	2	0.112
4	121 A. ANDREOZZI	ITA	Yamaha YZF R1	26.810	22.043	13.503 0.082	13.086 0.065	21.804 0.021	1'37.246 1'37.414	4	0.168
5	70 L. VITALI	ITA	Aprilia RSV4 RF	26.788 0.151	21.957	13.486 0.029	13.226 0.105	21.834 0.074	1'37.291 1'37.650	7	0.359
6	21 F. MARINO	FRA	Yamaha YZF R1	26.824 0.077	22.078	13.540 0.004	13.070 0.111	21.876 0.033	1'37.388 1'37.613	6	0.225
7	57 M. JONES	AUS	Ducati Panigale R	26.923	22.083 0.058	13.562 0.017	13.041 0.045	21.862 0.006	1'37.471 1'37.597	5	0.126
8	23 F. SANDI	ITA	BMW S 1000 RR	26.970	22.009	13.420	13.123	21.969 0.419	1'37.491 1'37.910	10	0.419
9	3 S. SUCHET	SUI	BMW S 1000 RR	26.963	22.039 0.038	13.476 0.045	13.316	21.854 0.403	1'37.648 1'38.134	12	0.486
10	54 T. RAZGATLIOGLU	TUR	Kawasaki ZX-10RR	27.163	22.066 0.095	13.608	12.947	21.882	1'37.666 1'37.761	8	0.095
11	11 J. GUARNONI	FRA	Kawasaki ZX-10RR	26.928	22.192 0.110	13.528	13.256 0.103	21.770	1'37.674 1'37.887	9	0.213
12	31 M. FERRARI	ITA	BMW S 1000 RR	27.055	22.252 0.033	13.644 0.033	12.988 0.103	21.923 0.180	1'37.862 1'38.211	13	0.349
13	71 M. SCHEIB	CHI	Aprilia RSV4 RF	26.947	22.072	13.698 0.031	13.585	21.718	1'38.020 1'38.051	11	0.031
14	14 K. MANFREDI	ITA	Kawasaki ZX-10RR	27.110 0.012	22.176	13.704	13.167 0.112	21.932 0.011	1'38.089 1'38.224	14	0.135
15	41 F. D'ANNUNZIO	ITA	BMW S 1000 RR	27.117 0.006	22.247 0.251	13.522 0.048	13.329	21.932	1'38.147 1'38.452	15	0.305
16	59 A. SCHACHT	DEN	Ducati Panigale R	27.187 0.028	22.266	13.640 0.141	13.241 0.050	22.013 0.151	1'38.347 1'38.717	19	0.370
17	55 I. MYKHALCHYK	UKR	Kawasaki ZX-10RR	26.997 0.179	22.306	13.730	13.357 0.044	22.043 0.021	1'38.433 1'38.677	18	0.244
18	155 F. MARCHIONNI	ITA	Yamaha YZF R1	27.096	22.426 0.083	13.756 0.150	13.165 0.187	22.047 0.188	1'38.490 1'39.098	25	0.608
19	123 L. SALVADORI	ITA	Yamaha YZF R1	27.138	22.373	13.706 0.067	13.173 0.060	22.104 0.028	1'38.494 1'38.649	17	0.155
20	74 K. CALIA	ITA	Suzuki GSX-R1000	27.293 0.001	22.196	13.631 0.021	13.451 0.011	21.983 0.039	1'38.554 1'38.626	16	0.072
21	18 R. CECCHINI	ITA	Kawasaki ZX-10RR	27.186	22.463	13.668 0.011	13.162	22.101 0.148	1'38.580 1'38.739	20	0.159
22	81 A. BERNARDI	ITA	Yamaha YZF R1	27.031	22.536 0.120	13.671	13.358 0.004	22.127	1'38.723 1'38.847	22	0.124
23	7 M. FRITZ	GER	Yamaha YZF R1	27.195 0.016	22.605 0.035	13.550	13.308 0.032	22.105	1'38.763 1'38.846	21	0.083
24	19 J. PUFFE	GER	BMW S 1000 RR	27.409	22.351 0.086	13.646 0.069	13.174	22.222	1'38.802 1'38.957	23	0.155
25	51 E. VIONNET	SUI	BMW S 1000 RR	27.451	22.260 0.077	13.675 0.037	13.482 0.064	21.967	1'38.835 1'39.013	24	0.178
26	90 T. FINSTERBUSCH	GER	Kawasaki ZX-10RR	27.414 0.012	22.367	13.703 0.173	13.315 0.123	22.150	1'38.949 1'39.257	27	0.308
27	6 E. PUSCEDDU	ITA	BMW S 1000 RR	27.294 0.085	22.416 0.004	13.799 0.003	13.391 0.075	22.092	1'38.992 1'39.159	26	0.167
28	22 S. FUGARDI	ITA	Yamaha YZF R1	27.365 0.088	22.612	13.734 0.366	13.289	22.307 0.208	1'39.307 1'39.969	31	0.662
29	34 X. PINSACH	ESP	Kawasaki ZX-10RR	27.440 0.008	22.465 0.077	13.732 0.056	13.529 0.188	22.224 0.124	1'39.390 1'39.843	29	0.453
30	16 G. RUIU	ITA	Suzuki GSX-R1000	27.591 0.045	22.537	13.684 0.120	13.446	22.136 0.035	1'39.394 1'39.594	28	0.200
31	77 W. TESSELS	NED	Kawasaki ZX-10RR	27.308 0.067	22.533 0.287	13.854 0.078	13.627	22.215	1'39.537 1'39.969	30	0.432
32	32 M. MOSER	GER	Kawasaki ZX-10RR	27.472 0.049	22.569	13.815 0.090	13.521 0.086	22.434	1'39.811 1'40.036	32	0.225
33	68 G. SCOTT	AUS	Kawasaki ZX-10RR	27.848 0.014	22.647 0.022	13.631 0.105	13.472 0.160	22.359	1'39.957 1'40.258	33	0.301

17/06/2017

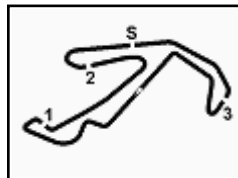
These data/results cannot be reproduced, stored and/or transmitted in whole or in part by any manner of electronic, mechanical, photocopying, recording, broadcasting or otherwise now known or herein after developed without the previous express consent by the copyright owner, except for reproduction in daily press and regular printed publications on sale to the public within 60 days of the event related to those data/results and always provided that copyright symbol appears together as follows below.

© DORNA WSBK ORGANIZATION Srl 2017



5.3

STK1000
120/05



Riviera di Rimini Round, 16-17-18 June 2017

Superstock 1000 - Ideal Times Qualifying

Misano Circuit Sic 58 4.226 m
2 / 2

No.	Rider	Nat	Bike	Seg. 1	Seg. 2	Seg. 3	Seg. 4	Seg. 5	Ideal Time			
				Diff. 1	Diff. 2	Diff. 3	Diff. 4	Diff. 5	Best Lap	Pos.	Diff.	
34	92 B. LEU	SUI	Yamaha YZF R1	27.712	22.766 0.206	13.875 0.172	13.542 0.082	22.496 0.112	1'40.391	1'40.963	35	0.572
35	46 M. CUDEVILLE	FRA	Kawasaki ZX-10RR	27.752 0.176	22.803 0.022	13.888 0.030	13.577	22.463	1'40.483	1'40.711	34	0.228
36	66 D. UPTON	RSA	Kawasaki ZX-10RR	28.215	22.951 0.143	13.915	13.889 0.123	22.526 0.159	1'41.496	1'41.921	36	0.425
Overall Ideal Time				26.782	21.860	13.420	12.947	21.716	1'36.725			

17/06/2017

These data/results cannot be reproduced, stored and/or transmitted in whole or in part by any manner of electronic, mechanical, photocopying, recording, broadcasting or otherwise now known or herein after developed without the previous express consent by the copyright owner, except for reproduction in daily press and regular printed publications on sale to the public within 60 days of the event related to those data/results and always provided that copyright symbol appears together as follows below.

© DORNA WSBK ORGANIZATION Srl 2017

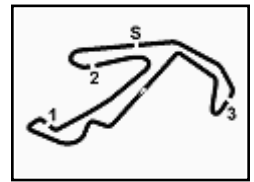
FKR PERUGIA TIMING



Official Tyre Supplier



Official Timekeeper


5.4
STK1000
120/05


Riviera di Rimini Round, 16-17-18 June 2017

Superstock 1000 - Chronological Analysis Qualifying

Misano Circuit Sic 58.4.226m

1 / 4

1° 12 M. RINALDI (1'37.237)								
Lap	Seg. 1	Seg. 2	Seg. 3	Seg. 4	Seg. 5	Lap Time	km/h	Local Time
1	26.966	23.011	13.918	14.193	22.194	1'37.850	254.1	15:13'06.247
2	26.902	22.108	13.602	13.458	21.716	1'37.850	257.8	15:14'44.097
3	26.938	22.045	13.632	13.405	21.817	1'37.837	255.9	15:17'59.797
4	27.053	22.038	13.636	13.309	21.848	1'37.884	255.3	15:19'37.681
5	28.286	23.264	14.138	14.248	32.279	1'52.215 P	252.3	15:21'29.896
6	2'46.261	22.730	13.671	13.523	22.014	3'58.199 P	254.7	15:25'28.095
7	26.819	21.892	13.519	13.213	21.794	1'37.237	255.3	15:27'05.332
8	26.809	21.947	13.590	13.282	21.717	1'37.345	257.1	15:28'42.677
9	26.789	22.056	13.643	13.322	31.110	1'46.929 P	255.3	15:30'29.606
10	4'16.738	25.053	14.959	14.131	22.673	5'33.554 P	245.5	15:36'03.160
11	26.988	22.031	13.665	13.404	21.789	1'37.877	254.7	15:37'41.037
12	26.886	21.860	13.624	13.376	21.844	1'37.590	258.4	15:39'18.627
13	27.202	22.042	13.640	13.292	22.641	1'38.817	257.8	15:40'57.444

6° 21 F. MARINO (1'37.613)								
Lap	Seg. 1	Seg. 2	Seg. 3	Seg. 4	Seg. 5	Lap Time	km/h	Local Time
1	47.938	23.458	14.140	14.084	22.445	2'02.065 P	249.4	15:10'42.897
2	27.235	22.331	13.566	13.284	22.045	1'38.461	255.9	15:12'44.962
3	26.987	22.271	13.635	13.421	21.978	1'38.292	252.9	15:16'01.715
4	29.025	25.252	14.104	13.552	24.788	1'46.721	252.3	15:17'48.436
5	27.166	22.294	13.735	13.169	22.041	1'38.405	251.7	15:19'26.841
6	29.243	22.630	13.690	13.247	28.170	1'46.980 P	254.1	15:21'13.821
7	4'29.501	22.787	13.803	13.466	37.869	5'57.426 P	250.0	15:27'11.247
8	26.824	22.174	13.660	13.151	21.914	1'37.723	255.9	15:28'48.970
9	26.897	22.161	13.594	13.070	22.216	1'37.938	255.3	15:30'26.908
10	27.012	22.113	13.540	13.236	21.877	1'37.778	255.9	15:32'04.686
11	27.111	22.698	13.653	13.326	27.140	1'43.928 P	255.9	15:33'48.614
12	2'44.575	23.593	14.219	14.209	22.044	3'58.640 P	245.5	15:37'47.254
13	26.953	22.198	13.597	13.193	21.876	1'37.817	254.7	15:39'25.071
14	26.901	22.078	13.544	13.181	21.909	1'37.613	255.9	15:41'02.684

2° 2 R. TAMBURINI (1'37.305)								
Lap	Seg. 1	Seg. 2	Seg. 3	Seg. 4	Seg. 5	Lap Time	km/h	Local Time
1	56.844	24.067	14.343	15.729	23.288	2'14.271 P	233.3	15:11'09.064
2	27.555	23.141	16.816	14.090	22.524	1'44.126	238.4	15:15'07.461
3	27.057	22.306	13.527	13.375	21.966	1'38.231	255.3	15:16'45.692
4	27.224	22.134	13.664	13.323	21.867	1'38.212	254.7	15:18'23.904
5	27.142	22.189	13.595	13.330	21.891	1'38.147	254.1	15:20'02.051
6	31.053	24.073	14.584	14.573	29.248	1'53.531 P	230.8	15:21'55.582
7	4'44.586	23.043	13.827	13.931	22.214	5'57.601 P	251.7	15:27'53.183
8	26.918	21.986	13.622	13.185	21.787	1'37.498	252.9	15:29'30.681
9	26.873	22.108	13.619	13.202	21.828	1'37.330	256.5	15:31'08.311
10	29.639	23.864	14.015	14.199	29.221	1'50.938 P	249.4	15:32'59.249
11	2'56.384	23.725	14.049	14.463	21.993	4'10.614 P	250.6	15:37'09.863
12	26.874	22.011	13.460	13.581	21.810	1'37.736	259.0	15:38'47.599
13	26.838	21.989	13.559	13.195	21.724	1'37.305	255.3	15:40'24.904

7° 70 L. VITALI (1'37.650)								
Lap	Seg. 1	Seg. 2	Seg. 3	Seg. 4	Seg. 5	Lap Time	km/h	Local Time
1		23.022	13.727	13.674	37.472		254.1	15:12'06.430
2	27.537	23.198	32.155	16.971	22.466	2'02.327	128.7	15:14'08.757
3	27.204	22.070	13.511	13.677	22.053	1'38.515	258.4	15:15'47.272
4	26.788	22.004	13.486	13.558	21.945	1'37.781	256.5	15:17'25.053
5	27.110	22.104	13.544	13.290	22.083	1'38.131	252.3	15:19'03.184
6	26.927	22.059	13.546	13.439	22.041	1'38.012	254.1	15:20'41.196
7	28.660	22.727	15.645	14.454	22.689	8'02.539	231.8	15:28'43.735
8	27.209	22.108	13.600	13.299	21.920	1'38.136	252.9	15:30'21.871
9	27.984	23.146	16.085	13.692	22.451	1'43.358	240.0	15:32'05.229
10	27.000	22.088	13.546	13.226	21.834	1'37.694	251.2	15:33'42.929
11	33.508	29.672	15.465	13.959	22.053	1'54.657	243.2	15:35'37.580
12	27.079	22.136	13.704	13.282	21.896	1'38.997	251.7	15:37'15.677
13	26.939	21.957	13.515	13.331	21.908	1'37.650	253.5	15:38'53.327
14	30.564	23.063	14.377	13.784	22.276	1'44.064	250.6	15:40'37.391

3° 5 M. FACCANI (1'37.332)								
Lap	Seg. 1	Seg. 2	Seg. 3	Seg. 4	Seg. 5	Lap Time	km/h	Local Time
1	26.963	27.305	21.598	14.836	22.475	2'16.4	15:13'16.610	
2	26.782	21.931	13.438	13.205	21.830	1'37.689	253.5	15:14'54.299
3	26.707	21.931	13.802	13.296	22.004	1'37.815	252.3	15:16'32.114
4	56.677	27.729	14.306	14.090	36.575	2'29.377 P	248.3	15:19'01.491
5	10'54.232	36.063	14.351	13.826	22.159	12'20.631 P	248.3	15:31'22.122
6	26.841	22.122	13.447	13.189	21.733	1'37.332	254.7	15:32'59.454
7	26.938	22.001	13.753	13.201	21.848	1'37.741	252.3	15:34'37.195
8	27.011	22.003	13.602	13.248	21.947	1'37.811	254.1	15:36'15.006
9	28.075	31.609	18.057	13.940	22.093	1'53.774	236.8	15:38'08.780
10	26.873	22.097	13.498	13.168	21.893	1'37.529	255.3	15:39'46.309
11	26.952	21.951	13.611	13.254	21.963	1'37.731	254.1	15:41'24.040

8° 54 T. RAZGATLIOGLU (1'37.761)								
Lap	Seg. 1	Seg. 2	Seg. 3	Seg. 4	Seg. 5	Lap Time	km/h	Local Time
1	27.587	23.143	14.089	13.422	29.128		249.4	15:11'56.382
2	27.579	22.349	13.811	13.132	22.217	1'39.096	253.5	15:13'35.478
3	27.227	22.066	13.738	13.159	22.088	1'38.278	254.7	15:15'14.552
4	29.484	23.473	13.974	13.411	26.231	1'46.573 P	251.2	15:18'39.403
5	6'13.990	23.110	13.802	13.442	22.330	7'26.674 P	252.9	15:26'06.077
6	27.163	22.161	13.608	12.947	21.882	1'37.761	254.7	15:27'43.838
7	27.233	22.143	14.012	13.357	22.356	1'39.101 C	253.5	15:29'22.939
8	27.245	28.333	16.949	14.078	22.682	1'49.287	211.4	15:31'12.226
9	30.419	22.784	13.815	13.544	23.227	1'43.789	252.9	15:32'56.015
10	32.620	22.530	13.797	13.298	22.318	1'44.563	253.3	15:34'40.578
11	27.418	22.285	13.670	13.050	22.152	1'38.575	255.9	15:36'19.153
12	27.405	22.179	13.663	13.029	22.411	1'38.687	255.9	15:37'57.840
13	32.975	23.317	14.455	14.313	28.271	1'53.331 P	247.1	15:39'51.171

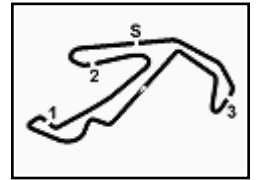
4° 121 A. ANDREOZZI (1'37.414)								
Lap	Seg. 1	Seg. 2	Seg. 3	Seg. 4	Seg. 5	Lap Time	km/h	Local Time
1	27.560	24.995	16.051	17.013	26.750		184.0	15:12'32.745
2	27.043	22.474	13.612	13.086	21.908	1'38.640	251.7	15:14'11.385
3	26.940	22.193	13.584	13.097	22.207	1'38.021	252.9	15:15'49.521
4	28.175	23.169	13.771	13.295	22.321	10'10.685	248.3	15:17'27.542
5	26.872	22.338	13.503	13.144	22.078	1'37.935	250.6	15:19'16.162
6	26.810	22.043	13.585	13.151	21.825	1'37.414	251.2	15:20'53.576
7	26.978	22.246	13.670	13.216	21.804	1'37.914	251.2	15:22'31.490
8	28.877	26.510	14.645	14.488	23.319	9'00.725	222.2	15:41'32.215

9° 11 J. GUARNONI (1'37.887)								
Lap	Seg. 1	Seg. 2	Seg. 3	Seg. 4	Seg. 5	Lap Time	km/h	Local Time
1	27.177	23.391	14.085	17.267	29.133		248.8	15:13'17.297
2	26.989	22.249	13.544	13.311	21.858	1'38.276	253.5	15:14'55.573
3	27.156	22.442	16.679	16.061	24.920	1'47.258	209.3	15:16'20.782
4	27.071	22.280	13.596	13.301	21.910	1'38.158	250.0	15:19'58.940
5	29.985	23.040	13.873	13.473	22.149	1'49.445	247.7	15:31'48.385
6	26.928	22.302	13.528	13.359	21.770	1'37.887	251.7	15:33'26.272
7	26.988	23.196	14.537	14.022	22.365	5'28.060	201.5	15:38'54.332
8	26.956	22.300	13.584	14.019	22.174	1'39.033	258.4	15:40'33.365

5° 57 M. JONES (1'37.597)								
Lap	Seg. 1	Seg. 2	Seg. 3	Seg. 4	Seg. 5	Lap Time	km/h	Local Time
1	27.471	28.847	15.660	14.181	22.951		246.6	15:12'42.803
2	33.036	22.968	13.785	13.227	29.517	1'52.533 P	251.2	15:16'14.324
3	2'56.178	39.335	25.310	16.994	23.067	4'40.884 P		15:20'55.208
4	27.138	22.609	13.431	15.977	22.459	1'46.61		



5.4
STK1000
120/05



Riviera di Rimini Round, 16-17-18 June 2017

Superstock 1000 - Chronological Analysis Qualifying

Misano Circuit Sic 58.4.226 m

2 / 4

2	20'10.083	23.038	13.874	13.979	22.105	21'23.079	248.8	15:35'14.448
3	27.178	22.274	13.904	13.857	21.731	1'38.944	248.3	15:36'53.392
4	27.600	22.782	13.823	13.869	22.039	1'40.113	248.3	15:38'33.505
5	27.158	22.190	13.698	13.693	21.773	1'38.512	250.6	15:40'12.017

12° 3 S. SUCHET (1'38.134)								
Lap	Seg. 1	Seg. 2	Seg. 3	Seg. 4	Seg. 5	Lap Time	km/h	Local Time
1	59.881	23.412	15.031	14.274	22.516	2'15.114 P	244.3	15:10'12.620
2	27.783	22.518	13.730	13.895	22.126	1'40.052	254.1	15:14'07.786
3	27.608	22.317	13.674	13.768	22.269	1'39.636	255.3	15:15'47.422
4	27.240	22.060	13.576	13.475	22.103	1'38.454	256.5	15:17'25.876
5	28.662	22.975	13.912	13.890	28.626	1'48.065 P	251.7	15:19'13.941
6	6'30.473	22.644	13.782	13.362	30.132	7'50.393 P	251.2	15:27'04.334
7	27.301	22.187	13.930	13.415	21.854	1'38.687	255.9	15:28'43.021
8	26.963	22.077	13.521	13.316	22.257	1'38.134	257.8	15:30'21.155
9	27.743	22.951	14.501	13.775	30.808	1'49.778 P	247.9	15:32'10.933
10	3'44.864	23.170	14.533	14.546	21.943	9'59.056 P	244.9	15:37'09.989
11	27.168	22.039	13.476	13.332	59.717	2'15.732	259.6	15:39'25.721

13° 31 M. FERRARI (1'38.211)								
Lap	Seg. 1	Seg. 2	Seg. 3	Seg. 4	Seg. 5	Lap Time	km/h	Local Time
1	27.326	31.878	15.122	14.128	22.233		251.7	15:13'07.219
2	27.143	22.456	13.664	12.988	21.973	1'38.407	251.7	15:14'45.626
3	27.174	22.435	13.703	13.132	22.181	1'38.625	252.3	15:16'24.030
4	27.407	22.359	13.742	13.086	22.228	1'38.822	251.7	15:19'41.477
5	27.296	34.530	18.693	16.303	23.972	7'24.759	200.0	15:27'06.236
6	27.365	22.449	13.698	13.032	22.104	1'38.648	250.6	15:28'44.884
7	27.055	22.285	13.677	13.091	22.103	1'38.211	256.5	15:30'23.095
8	27.407	23.184	17.161	16.738	23.725	1'48.215	164.4	15:32'11.310
9	28.617	33.951	22.041	19.550	25.402	2'09.561	152.1	15:34'20.871
10	27.246	22.473	13.852	13.704	25.526	1'42.801 C	245.5	15:36'03.672
11	27.101	22.636	13.644	13.204	21.923	1'38.508	252.3	15:37'42.180
12	27.203	22.279	13.655	13.117	22.064	1'38.318	257.1	15:39'20.498
13	27.338	22.252	13.702	13.145	22.264	1'38.701	254.7	15:40'59.199

14° 14 K. MANFREDI (1'38.224)								
Lap	Seg. 1	Seg. 2	Seg. 3	Seg. 4	Seg. 5	Lap Time	km/h	Local Time
1	27.192	23.350	21.331	18.701	35.429		230.3	15:12'15.523
2	27.110	22.611	13.748	13.167	22.214	1'38.932	253.5	15:13'54.455
3	27.239	22.339	13.783	13.252	21.976	1'38.460	254.1	15:15'32.915
4	35.639	25.022	14.940	13.639	23.071	1'52.311	241.1	15:17'25.226
5	27.321	22.373	13.755	13.345	21.986	1'38.780	249.4	15:19'04.006
6	27.248	22.370	13.740	15.736	32.305	1'51.399	250.6	15:20'55.405
7	27.261	22.346	13.955	13.310	21.932	1'38.804	249.4	15:22'34.209
8	28.704	29.605	19.293	18.082	39.097	7'47.322	218.6	15:23'21.531
9	28.483	22.893	16.712	13.536	22.324	1'43.948	227.8	15:32'05.479
10	27.122	22.176	13.704	13.279	21.943	1'38.224	251.7	15:33'43.703
11	33.527	27.557	18.556	15.773	28.783	2'04.196	231.8	15:35'47.899
12	34.641	24.516	14.974	14.176	25.158	1'53.465	240.0	15:37'41.364
13	27.255	22.348	13.962	13.209	21.992	1'38.766	245.5	15:39'20.130
14	27.284	22.251	13.758	13.280	22.076	1'38.649	252.9	15:40'58.779

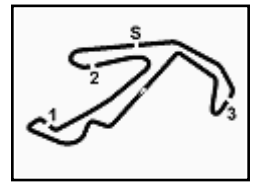
15° 41 F. D'ANNUNZIO (1'38.452)								
Lap	Seg. 1	Seg. 2	Seg. 3	Seg. 4	Seg. 5	Lap Time	km/h	Local Time
1	53.086	23.847	14.127	13.862	22.323	2'07.245 P	250.6	15:10'39.483
2	27.343	22.374	13.547	13.727	21.969	1'38.960	253.5	15:12'46.728
3	27.117	22.247	13.604	13.577	22.102	1'38.647	252.9	15:14'25.688
4	27.123	22.498	13.570	13.329	21.932	1'38.452	253.5	15:16'04.335
5	33.653	22.375	13.591	13.667	23.150	1'46.436	249.4	15:17'42.787
6	27.775	22.554	13.737	13.436	22.275	1'39.777	253.5	15:19'29.223
7	30.289	24.114	14.046	13.827	22.408	1'44.684	249.4	15:21'09.000
8	27.312	22.373	13.767	13.909	29.316	1'46.677 P	251.7	15:22'53.684
9	5'14.929	29.726	20.547	15.320	22.387	6'42.909 P	153.4	15:24'40.361
10	27.297	22.270	13.528	13.433	21.932	1'38.460	252.9	15:26'13.270
11	29.153	22.393	14.318	13.474	22.218	1'41.556	250.6	15:27'31.730
12	27.271	22.250	13.522	13.407	22.134	1'38.584	252.9	15:28'43.286
13	27.394	22.363	13.563	13.456	22.163	1'38.939	252.9	15:30'21.870
14	27.512	22.370	14.410	13.837	22.107	1'40.236	238.9	15:32'00.809
15	27.290	22.314	13.656	13.398	22.084	1'38.742	251.7	15:33'41.045
								15:39'41.045
								15:41'19.787

16° 74 K. CALIA (1'38.626)								
Lap	Seg. 1	Seg. 2	Seg. 3	Seg. 4	Seg. 5	Lap Time	km/h	Local Time
1	1'02.400	26.764	20.073	17.212	26.024	2'32.473 P	172.5	15:10'17.241
2	27.959	22.936	13.862	13.621	22.482	1'40.860	254.1	15:12'49.714
3	27.761	22.715	13.784	13.678	22.279	1'40.217	254.7	15:14'30.574
								15:16'10.791

4	30.218	22.602	13.813	13.608	22.208	1'42.449	254.1	15:17'53.240
5	27.783	22.429	13.812	13.601	22.290	1'39.915	252.9	15:19'33.155
6	27.599	22.695	16.488	16.475	5'09.379	6'32.636 P	200.7	15:26'05.791
7	1'03.409	24.230	15.563	14.193	22.407	2'19.802 P	242.7	15:28'25.593
8	27.513	22.399	13.825	13.545	22.224	1'39.506	251.2	15:30'05.099
9	32.288	22.912	13.779	13.727	22.112	1'44.818	256.5	15:31'49.917
10	27.294	22.196	13.652	13.462	22.022	1'38.626	256.5	15:33'28.543
11	27.395	22.253	13.722	13.489	21.983	1'38.842	254.7	15:35'07.385
12	38.113	32.582	16.005	14.331	22.374	2'03.405	252.9	15:37'10.790
13	27.306	22.318	13.661	13.628	22.194	1'39.107	256.5	15:38'49.897
14	27.293	22.233	13.631	13.451	22.026	1'38.634	255.3	15:40'28.531

17° 123 L. SALVADORI (1'38.649)								
Lap	Seg. 1	Seg. 2	Seg. 3	Seg. 4	Seg. 5	Lap Time	km/h	Local Time
1	24.206	15.409	16.275	28.456			187.8	15:12'33.336
2	27.383	22.564	13.728	13.177	22.104	1'38.956	247.7	15:14'12.292
3	27.441	22.619	17.503	20.787	22.454	1'50.804	149.0	15:16'03.096
4	27.154	22.723	13.836	13.388	22.353	1'39.404	246.6	15:17'42.500
5	32.267	23.673	13.840	13.441	22.267	1'45.488	244.3	15:19'27.988
6	27.292	22.583	13.920	13.302	22.367	1'39.464	244.3	15:21'07.452
7	32.316	30.126	14.182	16.725	40.836	1'47.353	243.2	15:32'54.805
8	29.820	24.197	14.460	14.216	23.465	1'46.158	239.5	15:34'40.963
9	27.316	22.594	13.706	13.173	22.186	1'38.975	248.8	15:36'19.938
10	27.138	22.373	13.773	13.233	22.132	1'38.649	247.1	15:37'58.627
11	32.653	28.181	14.731	13.671	29.800	1'59.036	247.7	15:39'57.283
12	29.683	23.647	14.632	13.923	23.674	1'45.559	234.8	15:41'43.182

18° 55 I. MYKHALCHYK (1'38.677)								
Lap	Seg. 1	Seg. 2	Seg. 3	Seg. 4	Seg. 5	Lap Time	km/h	Local Time
1	49.322	23.862	14.233	14.053	22.521	2'03.991 P	246.0	15:10'44.814
2	27.268	22.902	16.897	13.970	22.725	1'43.762	240.0	15:12'48.805
3	28.007	22.891	13.910	13.524	22.410	1'40.742	247.7	15:16'13.309
4	26.997	22.505	13.783	13.357	22.208	1'38.850	248.3	15:17'52.159
5	27.176	22.306	13.730	13.401	22.064	1'38.677	248.3	15:19'30.836
6	28.184	25.205	14.673	13.950	29.577	1'51.589 P	242.2	15:21'22.425
7	7'35.522	27.992	15.836	15.313	25.355	9'00.018 P	240.5	15:30'22.443
8	29.566	24.716	13.765	13.455	22.043	1'43.545	249.4	15:32'05.988
9	1'03.263	26.232	14.954	14.046	28.757	2'27.252 P	242.7	15:34'29.230
10	2'59.244	23.384	15.523	17.716	25.809	4'21.676 P	202.2	15:38'54.916
11	27.360	22.460	13.840	13.365	22.440	1'39.465	249.4	15:40'34.381



Riviera di Rimini Round, 16-17-18 June 2017

Superstock 1000 - Chronological Analysis Qualifying

Misano Circuit Sic 58.4.226 m

Lap	Seg. 1	Seg. 2	Seg. 3	Seg. 4	Seg. 5	Lap Time	km/h	Local Time
1	28.185	22.970	14.101	13.465	22.320	1'41.041	254.1	15:13'38.668
2	27.211	22.640	13.550	13.340	22.105	1'38.846	254.1	15:15'17.514
3	27.507	22.727	13.656	13.692	22.602	1'40.184	253.5	15:16'57.698
4	27.226	22.608	13.654	13.706	22.233	1'39.427	252.9	15:18'37.125
5	27.314	22.669	13.989	13.532	22.180	1'39.684	251.2	15:20'16.809
6	33.172	24.319	16.275	14.524	27.361	9'30.131	201.5	15:29'46.940
7	27.689	22.758	13.796	13.373	22.758	1'40.374	254.1	15:31'27.314
8	27.195	22.605	13.762	13.308	23.057	1'39.927	254.1	15:33'07.241
9	27.228	22.633	13.729	13.363	22.371	1'39.324	254.1	15:34'46.565
10	27.237	22.615	13.662	13.364	22.496	1'39.374	252.9	15:36'25.939
11	37.899	23.841	14.635	13.886	24.937	4'15.656	247.7	15:40'41.595

22° 81 A. BERNARDI (1'38.847)								
Lap	Seg. 1	Seg. 2	Seg. 3	Seg. 4	Seg. 5	Lap Time	km/h	Local Time
		24.166	14.312	14.982	23.182	246.0	15:12'01.613	
1	27.700	22.784	13.871	13.791	32.784	1'50.930	250.0	15:13'52.543
2	27.559	22.796	13.893	13.556	22.288	1'40.092	246.0	15:15'32.635
3	28.194	23.162	13.922	13.989	25.929	1'45.196	244.9	15:17'17.831
4	27.688	22.713	13.919	13.919	22.253	1'39.964	247.7	15:18'57.795
5	38.067	23.479	13.991	13.967	5'04.090	6'33.594 P	246.0	15:25'31.389
6	55.102	23.536	13.937	13.784	22.313	2'08.672 P	247.7	15:27'40.061
7	27.031	22.656	13.671	13.362	22.127	1'38.847	248.3	15:29'18.908
8	27.120	22.596	13.762	13.471	22.136	1'39.085	247.1	15:30'57.993
9	40.384	23.744	14.132	14.188	22.855	1'55.303	248.3	15:32'53.296
10	27.177	22.536	13.777	13.391	22.259	1'39.140	247.1	15:34'32.436
11	32.230	22.673	13.782	13.358	22.322	1'44.365	247.1	15:36'16.801
12	54.329	26.580	14.436	14.350	45.401	2'35.096 P	242.2	15:38'51.897
13	56.840	23.201	13.984	13.824	22.473	2'10.322 P	247.7	15:41'02.219

23° 19 J. PUFFE (1'38.957)								
Lap	Seg. 1	Seg. 2	Seg. 3	Seg. 4	Seg. 5	Lap Time	km/h	Local Time
		23.177	14.082	13.851	22.825	253.5	15:12'16.353	
1	27.872	22.595	13.675	13.373	22.455	1'39.970	258.4	15:13'56.323
2	27.616	22.495	13.704	13.271	22.425	1'39.511	256.5	15:15'35.834
3	28.046	22.656	14.245	13.862	22.895	1'41.704	253.3	15:17'17.538
4	27.714	22.513	13.689	13.260	22.416	1'39.592	255.3	15:18'57.130
5	27.674	22.452	13.694	13.305	22.595	1'39.720	255.9	15:20'36.850
6	27.748	22.479	13.772	13.398	22.550	1'39.947	257.8	15:22'16.797
7	30.044	22.831	14.020	13.992	28.414	1'49.301 P	254.7	15:24'06.098
8	5'29.619	22.876	13.880	13.627	22.440	6'42.442 P	253.5	15:30'48.540
9	27.409	22.437	13.715	13.174	22.222	1'38.957	255.3	15:32'27.497
10	27.619	22.351	13.680	13.938	22.624	1'40.212	257.1	15:34'07.709
11	27.470	22.482	13.646	13.274	22.377	1'39.249	257.1	15:35'46.958
12	27.471	22.437	13.724	13.414	22.363	1'39.409	255.3	15:37'26.367
13	27.721	22.357	13.745	13.377	22.317	1'39.517	257.1	15:39'05.884
14	33.163	25.145	23.260	18.645	22.805	2'03.018		15:41'08.902

24° 51 E. VIONNET (1'39.013)								
Lap	Seg. 1	Seg. 2	Seg. 3	Seg. 4	Seg. 5	Lap Time	km/h	Local Time
		24.164	14.174	14.434	22.720	253.5	15:12'01.896	
1	28.266	23.097	13.715	13.634	22.313	1'41.025	259.6	15:13'42.921
2	27.697	22.552	13.675	13.605	22.415	1'39.944	255.9	15:15'22.865
3	28.203	22.340	13.875	13.784	22.379	1'40.581	253.5	15:17'03.446
4	28.136	22.567	13.875	13.841	22.501	1'40.920	253.5	15:18'44.366
5	28.073	22.465	13.889	13.795	22.247	1'40.469	252.3	15:20'24.835
6	30.091	23.383	13.991	13.800	22.139	8'40.189	250.0	15:29'05.024
7	27.451	22.337	13.712	13.546	21.967	1'39.013	251.7	15:30'44.037
8	27.814	22.288	13.809	13.482	23.092	1'40.485	251.2	15:32'24.522
9	27.833	22.285	13.810	13.806	22.364	1'40.098	252.9	15:34'04.620
10	27.552	22.278	13.834	13.663	22.176	1'39.503	253.5	15:35'44.123
11	27.580	22.260	13.813	13.944	22.186	1'39.783	251.2	15:37'23.906
12	33.572	25.766	14.374	14.669	23.045	1'51.426	248.8	15:39'15.332
13	27.603	22.264	13.870	13.735	22.228	1'39.700	252.9	15:40'55.032

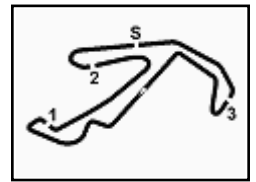
25° 155 F. MARCHIONNI (1'39.098)								
Lap	Seg. 1	Seg. 2	Seg. 3	Seg. 4	Seg. 5	Lap Time	km/h	Local Time
		23.962	14.664	14.032	23.230	250.0	15:11'56.920	
1	27.351	22.601	13.864	13.796	22.273	1'39.885	252.3	15:13'36.805
2	27.485	22.657	13.776	13.165	22.139	1'39.222	250.0	15:15'16.027
3	27.393	22.639	13.756	13.586	22.414	1'39.788	252.9	15:16'55.815
4	29.995	24.318	14.617	13.591	22.281	1'44.802	243.8	15:18'40.617
5	27.446	22.662	13.978	13.438	22.245	1'39.769	246.6	15:20'20.386
6	32.117	26.052	14.773	13.725	25.044	10'17.612	234.3	15:30'37.998
7	27.358	22.682	13.819	13.303	22.495	1'39.657	249.4	15:32'17.655
8	27.441	22.426	13.980	13.564	22.390	1'39.801	248.8	15:33'57.456
9	27.096	22.509	13.906	13.352	22.235	1'39.098	246.0	15:35'36.554
10	27.260	22.718	14.268	13.290	22.047	1'39.583	248.3	15:37'16.137
11	31.005	25.333	17.521	15.203	23.536	1'52.598	150.4	15:39'08.735
12	27.268	22.678	13.977	13.288	22.213	1'39.424	244.9	15:40'48.159

26° 6 E. PUSCEDDU (1'39.159)								
Lap	Seg. 1	Seg. 2	Seg. 3	Seg. 4	Seg. 5	Lap Time	km/h	Local Time
		23.272	14.032	14.035	35.610	243.8	15:12'06.103	
1	27.731	22.670	13.799	13.604	29.616	1'47.420	248.8	15:13'53.523
2	27.343	22.584	13.834	13.391	22.140	1'39.292	247.1	15:15'32.815
3	33.000	29.262	14.313	14.170	22.241	1'52.986	242.7	15:17'25.801
4	27.379	22.420	13.802	13.466	22.092	1'39.159	245.5	15:19'04.960
5	27.294	22.416	13.854	13.566	22.215	1'39.345	246.6	15:20'44.305
6	33.477	26.227	15.683	15.297	24.516	9'00.489	179.1	15:29'44.794
7	1'13.434	26.361	17.997	15.394	23.327	2'36.513 C	160.5	15:32'21.307
8	28.016	23.061	16.137	15.217	25.217	1'47.648 C	177.3	15:34'08.955
9	27.479	22.591	13.824	13.555	22.392	1'39.841 C	246.6	15:35'48.796
10	49.976	50.127	18.231	18.190	42.521	2'59.045 P	188.8	15:38'47.841
11	1'41.377	25.312	15.195	15.056	24.418	3'01.358 P	234.3	15:41'49.199

27° 90 T. FINSTERBUSH (1'39.257)								
Lap	Seg. 1	Seg. 2	Seg. 3	Seg. 4	Seg. 5	Lap Time	km/h	Local Time
		23.705	14.041	13.720	22.684	252.3	15:12'02.984	
1	27.757	23.145	13.871	13.539	22.290	1'40.602	252.9	15:13'43.586
2	27.543	22.580	13.853	13.557	22.444	1'39.977	251.7	15:15'23.563
3	27.730	22.758	14.025	14.086	26.809	1'45.408	250.0	15:17'08.971
4	27.704	22.673	13.894	13.653	22.620	1'40.544	249.4	15:18'49.515
5	27.670	22.507	13.757	13.502	22.332	1'39.768	250.0	15:20'29.283
6	31.519	25.961	15.100	14.957	24.870	9'14.856	220.0	15:29'44.139
7	29.726	24.578	13.855	13.435	22.489	1'44.083	251.7	15:31'28.222
8	27.456	22.604	13.703	13.315	22.314	1'39.392	248.8	15:33'07.614
9	27.414	22.559	13.775	13.337				



5.4
STK1000
120/05



Riviera di Rimini Round, 16-17-18 June 2017

Superstock 1000 - Chronological Analysis Qualifying

Misano Circuit Sic 58 4.226 m

4 / 4

8	27.375	22.820	13.932	13.627	22.215	1'39.969	248.8	15:35'45.145
9	27.437	22.836	13.854	13.636	22.219	1'39.982	247.1	15:37'25.127
10	27.403	22.533	13.912	13.719	22.597	1'40.164	247.1	15:39'05.291
11	27.507	22.642	14.048	13.686	22.317	1'40.200	244.9	15:40'45.491

31° 22 S. FUGARDI (1'39.969)								
Lap	Seg. 1	Seg. 2	Seg. 3	Seg. 4	Seg. 5	Lap Time	km/h	Local Time
1	27.533	23.080	13.872	13.818	22.492	1'40.795	247.7	15:13'35.344
2	27.495	23.104	13.787	13.540	22.307	1'40.233	248.8	15:15'15.577
3	27.365	22.971	13.867	13.466	22.493	1'40.162	248.3	15:16'55.739
4	31.686	24.067	14.346	14.191	24.845	1'49.135	243.2	15:18'44.874
5	27.786	23.079	13.807	13.609	22.480	1'40.761	248.8	15:20'25.635
6	27.801	25.859	16.031	15.180	25.616	1'50.487	157.0	15:22'16.122
7	27.756	22.804	13.871	13.560	22.473	1'40.464	249.4	15:23'56.586
8	31.366	25.027	16.949	14.006	24.688	6'41.673	216.9	15:30'38.259
9	27.453	22.612	14.100	13.289	22.515	1'39.969	248.8	15:32'18.228
10	27.687	22.746	13.819	13.540	22.441	1'40.233	250.6	15:33'58.461
11	28.226	24.176	15.304	14.761	27.281	1'49.748	235.3	15:35'48.209
12	27.470	22.830	13.734	13.663	22.367	1'40.064	248.8	15:37'28.273
13	27.823	22.867	13.949	14.100	22.704	1'41.443	247.7	15:39'09.716
14	27.707	22.719	14.557	13.667	22.757	1'41.407	243.8	15:40'51.123

32° 32 M. MOSER (1'40.036)								
Lap	Seg. 1	Seg. 2	Seg. 3	Seg. 4	Seg. 5	Lap Time	km/h	Local Time
1	50.179	24.401	14.159	14.162	23.455	2'06.356 P	244.3	15:10'53.977
2	27.876	23.141	14.007	13.846	22.458	1'41.328	247.1	15:14'41.661
3	27.474	22.674	13.989	13.651	22.464	1'40.252	245.5	15:16'21.913
4	27.791	22.863	13.815	13.537	22.542	1'40.548	247.7	15:18'02.461
5	27.907	22.922	13.941	13.600	22.530	1'40.900	246.0	15:19'43.361
6	27.878	22.896	14.045	13.864	22.907	1'41.590	247.1	15:21'24.951
7	27.688	23.013	14.127	13.878	32.978	1'51.684 P	244.9	15:23'16.635
8	4'18.903	26.687	14.578	15.057	24.469	5'39.694 P	214.7	15:28'56.329
9	27.795	22.843	13.923	13.591	22.526	1'40.678	247.1	15:30'37.007
10	27.472	22.647	13.910	13.521	22.489	1'40.039	244.9	15:32'17.046
11	27.724	22.660	14.221	14.010	22.667	1'41.282	243.2	15:33'58.328
12	27.474	22.737	13.962	13.822	22.660	1'40.655	248.8	15:35'38.983
13	27.521	22.569	13.905	13.607	22.434	1'40.036	246.6	15:37'19.019
14	27.643	22.841	14.059	14.049	22.865	1'41.457	244.9	15:39'00.476
15	27.608	22.598	13.907	13.581	22.472	1'40.166	247.7	15:40'40.642

33° 68 G. SCOTT (1'40.258)								
Lap	Seg. 1	Seg. 2	Seg. 3	Seg. 4	Seg. 5	Lap Time	km/h	Local Time
1	28.443	23.617	13.959	14.097	23.416		248.3	15:12'04.784
2	28.186	22.855	13.753	13.798	22.492	1'41.084	250.0	15:15'27.173
3	28.233	22.741	13.772	13.716	22.523	1'40.985	244.9	15:17'08.158
4	28.235	22.647	13.729	13.704	22.437	1'40.752	247.7	15:18'48.910
5	28.124	22.847	13.806	13.697	22.645	1'41.119	247.7	15:20'30.029
6	28.318	26.876	14.016	13.734	22.788	1'45.732	251.2	15:22'15.761
7	27.864	22.712	13.881	13.616	22.553	1'40.626	244.9	15:23'56.387
8	32.215	22.978	13.905	13.913	22.698	6'53.249	247.7	15:30'49.636
9	28.018	22.777	13.799	13.472	22.586	1'40.652	247.7	15:32'30.288
10	27.848	22.667	13.705	13.621	22.489	1'40.330	247.1	15:34'10.618
11	27.908	22.696	13.669	13.640	22.378	1'40.291	248.3	15:35'50.909
12	27.994	22.676	13.631	13.684	22.472	1'40.457	257.1	15:37'31.366
13	27.950	22.745	13.722	13.605	22.741	1'40.763	249.4	15:39'12.129
14	27.862	22.669	13.736	13.632	22.359	1'40.258	247.1	15:40'52.387

34° 46 M. CUDEVILLE (1'40.711)								
Lap	Seg. 1	Seg. 2	Seg. 3	Seg. 4	Seg. 5	Lap Time	km/h	Local Time
1	28.434	23.249	14.238	13.681	22.980	1'42.582	248.8	15:13'39.766
2	28.231	22.914	13.888	13.944	22.702	1'41.679	247.7	15:15'21.445
3	29.028	25.324	14.836	14.998	30.179	8'37.844	240.0	15:23'59.289
4	36.060	23.747	18.802	14.450	27.594	2'00.653	213.4	15:25'59.942
5	28.032	22.969	13.894	13.579	22.679	1'41.153	247.7	15:27'41.095
6	27.928	22.825	13.918	13.577	22.463	1'40.711	245.5	15:29'21.806
7	30.638	24.453	14.209	13.955	26.656	5'55.115	245.5	15:35'16.921
8	28.040	22.852	13.904	14.081	23.043	1'41.920	248.8	15:36'58.841
9	30.797	24.132	17.377	14.914	26.799	1'54.019	242.2	15:38'52.860
10	27.752	22.803	14.043	14.095	22.947	1'41.640	249.4	15:40'34.500

35° 92 B. LEU (1'40.963)								
Lap	Seg. 1	Seg. 2	Seg. 3	Seg. 4	Seg. 5	Lap Time	km/h	Local Time
1	28.783	23.201	14.181	13.856	22.863	1'42.884	252.3	15:13'40.706
2	28.128	23.011	14.093	13.883	22.903	1'42.018	251.2	15:15'22.724

17/06/2017

P = Pits In/Out - C = Lap-Time Cancelled

These data/results cannot be reproduced, stored and/or transmitted in whole or in part by any manner of electronic, mechanical, photocopying, recording, broadcasting or otherwise now known or herein after developed without the previous express consent by the copyright owner, except for reproduction in daily press and regular printed publications on sale to the public within 60 days of the event related to those data/results and always provided that copyright symbol appears together as follows below.

© DORNA WSBK ORGANIZATION Srl 2017

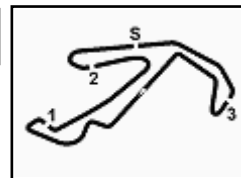
PIRELLI PERUGIA TIMING



Official Tyre Supplier



Official Timekeeper

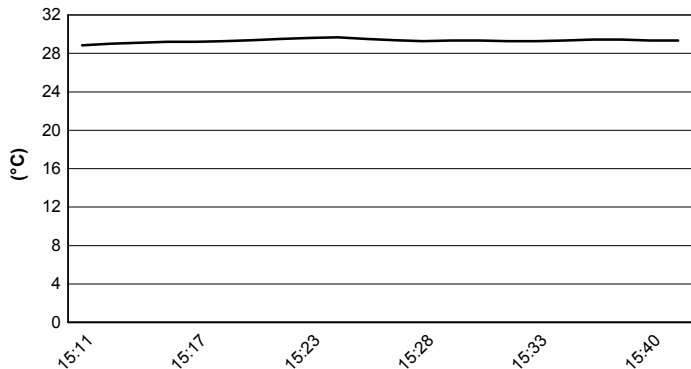


Riviera di Rimini Round, 16-17-18 June 2017
Superstock 1000 - Weather Report Qualifying

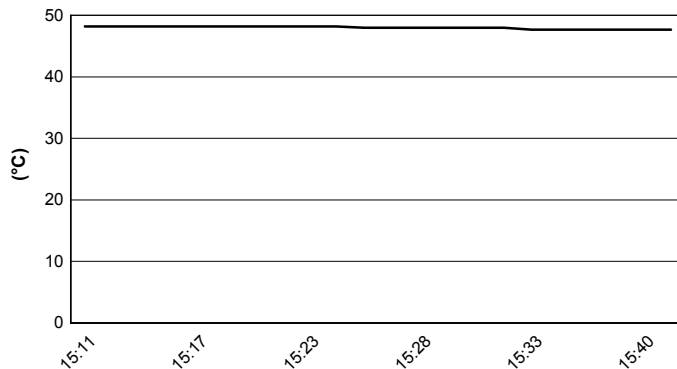
Misano Circuit Sic 58 4.226 m

Session started 15:10 Session ended 15:42

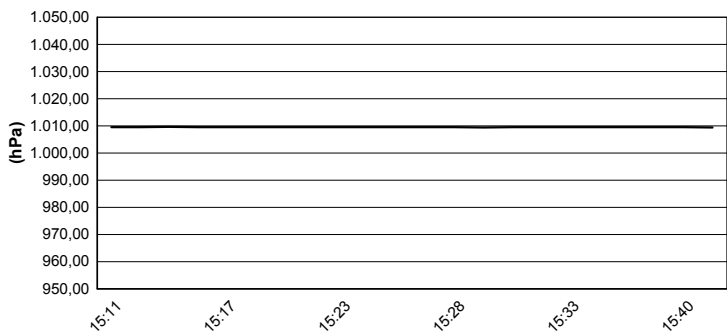
Air Temperature



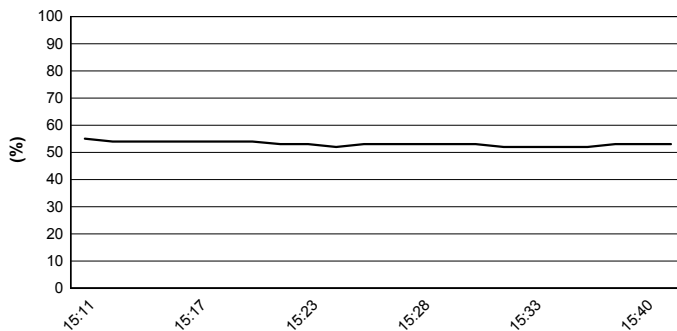
Track Temperature



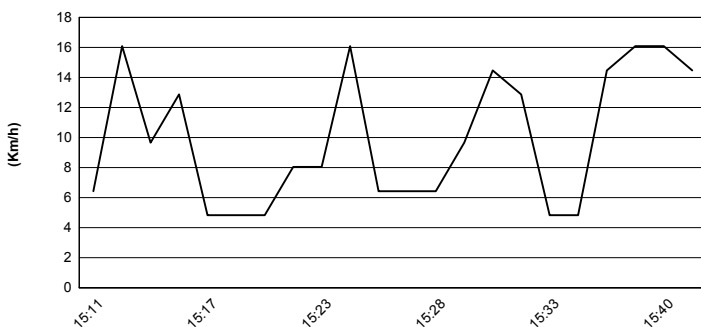
Air Pressure



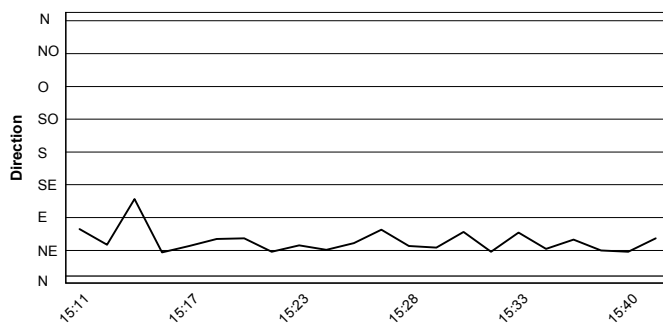
Humidity



Wind Speed



Wind Direction

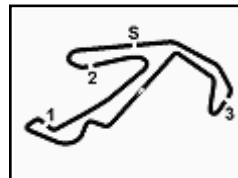


17/06/2017

These data/results cannot be reproduced, stored and/or transmitted in whole or in part by any manner of electronic, mechanical, photocopying, recording, broadcasting or otherwise now known or herein after developed without the previous express consent by the copyright owner, except for reproduction in daily press and regular printed publications on sale to the public within 60 days of the event related to those data/results and always provided that copyright symbol appears together as follows below.

© DORNA WSBK ORGANIZATION Srl 2017





Misano Circuit Sic 58 4.226 m

Riviera di Rimini Round, 16-17-18 June 2017

Superstock 1000 - Provisional Starting Grid

15 Laps x 4,226 km = 63,390 km

1	12 RINALDI M. Ducati 1'37.237	2	2 TAMBURINI R. Yamaha 1'37.305	3	5 FACCANI M. BMW 1'37.332
2	121 ANDREOZZI A. Yamaha 1'37.414	4	57 JONES M. Ducati 1'37.597	5	21 MARINO F. Yamaha 1'37.613
3	70 VITALI L. Aprilia 1'37.650	6	54 RAZGATLIOGLU T. Kawasaki 1'37.761	7	11 GUARNONI J. Kawasaki 1'37.887
4	23 SANDI F. BMW 1'37.910	8	71 SCHEIB M. Aprilia 1'38.051	8	3 SUCHET S. BMW 1'38.134
5	31 FERRARI M. BMW 1'38.211	9	14 MANFREDI K. Kawasaki 1'38.224	9	41 D'ANNUNZIO F. BMW 1'38.452
6	74 CALIA K. Suzuki 1'38.626	10	123 SALVADORI L. Yamaha 1'38.649	10	55 MYKHALCHYK I. Kawasaki 1'38.677
7	59 SCHACHT A. Ducati 1'38.717	11	18 CECCHINI R. Kawasaki 1'38.739	11	7 FRITZ M. Yamaha 1'38.846
8	81 BERNARDI A. Yamaha 1'38.847	12	19 PUFFE J. BMW 1'38.957	12	51 VIONNET E. BMW 1'39.013
9	155 MARCHIONNI F. Yamaha 1'39.098	13	6 PUSCEDDU E. BMW 1'39.159	13	90 FINSTERBUSCH T. Kawasaki 1'39.257
10	16 RUIU G. Suzuki 1'39.594	14	34 PINSACH X. Kawasaki 1'39.843	14	77 TESSELS W. Kawasaki 1'39.969
11	22 FUGARDI S. Yamaha 1'39.969	15	32 MOSER M. Kawasaki 1'40.036	15	68 SCOTT G. Kawasaki 1'40.258
12	46 CUDEVILLE M. Kawasaki 1'40.711	16	92 LEU B. Yamaha 1'40.963	16	66 UPTON D. Kawasaki 1'41.921

17/06/2017 Jury President

..... Race Director

These data/results cannot be reproduced, stored and/or transmitted in whole or in part by any manner of electronic, mechanical, photocopying, recording, broadcasting or otherwise now known or herein after developed without the previous express consent by the copyright owner, except for reproduction in daily press and regular printed publications on sale to the public within 60 days of the event related to those data/results and always provided that copyright symbol appears together as follows below.

© DORNA WSBK ORGANIZATION Srl 2017

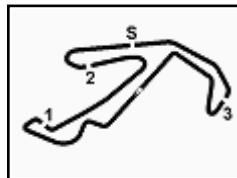
FIKR PERUGIA TIMING



Official Tyre Supplier



Official Timekeeper



Riviera di Rimini Round, 16-17-18 June 2017

Superstock 1000 - Pole Ranking

	2014	2015	2016	2017
	Massei (Ita) Duc 1'38.252 (166,4 Km/h)	Guarnoni (Fra) Yam 1'29.449 (161,9 Km/h)	De Rosa (Ita) Bmw 1'29.515 (161,8 Km/h)	Marino (Fra) Yam 1'29.587 (161,7 Km/h)

2017

4 **M. Rinaldi**
 1 F. Marino

ALL TIMES

14 S. Barrier	4 M. Pirro	2 L. Mercado	1 B. Staring
13 A. Badovini	4 M. Rinaldi	2 R. De Rosa	1 F. Massei
7 W. Tortoroglio	3 C. Burns	1 D. Jefferies	1 R. Russo
7 V. Iannuzzo	3 M. Fabrizio	1 F. Foret	1 M. Faccani
7 C. Corti	3 E. La Marra	1 J. Morley	1 L. Mahias
7 L. Savadori	3 J. Guarnoni	1 G. Mason	
6 X. Simeon	2 S. Nebel	1 C. Vermeulen	
6 D. Petrucci	2 J. Ellison	1 M. Nutt	
5 G. Vizziello	2 F. Capriotti	1 R. Chiarello	
5 M. Berger	2 L. Alfonsi	1 I. Sala	
5 R. Tamburini	2 D. Oliver	1 M. Bauer	
4 K. Harris	2 A. Polita	1 B. Veneman	
4 D. Van Keymeulen	2 I. Dionisi	1 M. Smrz	
4 K. Sofuoglu	2 L. Lanzi	1 M. Baiocco	
4 N. Canepa	2 L. Scassa	1 I. Silva	
4 D. Giugliano	2 M. Roccoli	1 O. Jezek	
4 B. Roberts	2 F. Marino	1 L. Baz	

17/06/2017

These data/results cannot be reproduced, stored and/or transmitted in whole or in part by any manner of electronic, mechanical, photocopying, recording, broadcasting or otherwise now known or herein after developed without the previous express consent by the copyright owner, except for reproduction in daily press and regular printed publications on sale to the public within 60 days of the event related to those data/results and always provided that copyright symbol appears together as follows below.

© DORNA WSBK ORGANIZATION Srl 2017

PIRELLI PERUGIA TIMING


Official Tyre Supplier



Official Timekeeper